

Securing Automated Insulin Delivery Systems: A Review of Security Threats and Protective Strategies

Yuchen Niu^{a,*}, Siew-Kei Lam^a

^a*College of Computing and Data Science, Nanyang Technological University, 50 Nanyang Ave, 639798, Singapore*

Abstract

Automated insulin delivery (AID) systems have emerged as a significant technological advancement in diabetes care. These systems integrate a continuous glucose monitor, an insulin pump, and control algorithms to automate insulin delivery, reducing the burden of self-management and offering enhanced glucose control. However, the increasing reliance on wireless connectivity and software control has exposed AID systems to critical security risks that could result in life-threatening treatment errors. This review first presents a comprehensive examination of the security landscape, covering technical vulnerabilities, legal frameworks, and commercial product considerations, and an analysis of existing research on attack vectors, defence mechanisms, as well as evaluation methods and resources for AID systems. Despite recent advancements, several open challenges remain in achieving secure AID systems, particularly in standardising security evaluation frameworks and developing comprehensive, lightweight, and adaptive defence strategies. As one of the most widely adopted and extensively studied physiologic closed-loop control systems, this review serves as a valuable reference for understanding security challenges and solutions applicable to analogous medical systems.

Keywords: automated insulin delivery systems, artificial pancreas systems, security, cybersecurity, attack vectors, defence, physiologic closed-loop control system

*Corresponding author.

Email addresses: yuchen017@e.ntu.edu.sg (Yuchen Niu), assklam@ntu.edu.sg (Siew-Kei Lam)

1. Introduction

The management of Type 1 diabetes (T1D), a chronic condition where pancreatic beta cells produce insufficient insulin for regulating blood glucose (BG) levels, remains a significant challenge for millions of individuals worldwide [1]. As there is no realistic biological cure in the near future, the treatment primarily involves intensive manual insulin therapy to manage BG levels in the range to prevent hyperglycemia or hypoglycemia, both of which can lead to severe, life-threatening complications [2]. However, this treatment regimen requires frequent BG monitoring and insulin adjustment, which are time-consuming and error-prone. To address these challenges, automated insulin delivery (AID) systems, also known as artificial pancreas (AP) systems, have emerged as a significant technological advancement in diabetes care [3].

AID system is a wearable physiological closed-loop control system that integrates a continuous glucose monitor (CGM), an insulin pump, and control algorithms to modulate insulin delivery based on continuous glucose measurements. This system not only alleviates the burden of self-management but also significantly improves clinical outcomes [4]. The demand for AID systems surged by advanced technology and the growing global prevalence of diabetes [5][6]. In 2023, the global AID systems market reached US\$ 2,338.5 million and is projected to expand to US\$ 5,800.2 million by 2032 [7]. However, the complex interconnectivity, increasing reliance on automated control, and wireless connectivity for wearable convenience in AID systems introduce significant risks that can lead to real-time treatment errors with potentially life-threatening consequences.

Threats to the reliability and safety of AID systems primarily arise from two sources: unintended failures (i.e., device limitations and malfunctions) and malicious attacks. Unintended failures stem from device physiological, technological, and behavioural limitations [3], as well as system malfunctions [8]. For instance, physiological constraints on delayed insulin absorption and postprandial rapid glucose fluctuations can render ineffective insulin delivery of AID systems. Technological limitations, including inaccurate glucose readings due to noise spikes, signal dropouts, miscalibration, or pressure applied to the sensor site (e.g., lying on the sensor while sleeping), can result in inappropriate insulin dosing. Additionally, behavioural limitations, such as improper patient operation, and malfunctions in critical components like infusion site failures and cartridge errors, can also lead to AID systems fail-

ures.

Malicious attacks, on the other hand, involve adversaries exploiting vulnerabilities in AID systems to intercept patient data or impact insulin delivery. These cybersecurity threats have escalated with the adoption of wireless communication in AID systems [9]. Examples include unauthorised remote control [10] and insulin dose manipulation attacks [11]. Early experiments have shown the feasibility of cyberattacks through unencrypted wireless channels to deliver lethal insulin doses from at least 20 meters away [12][13]. The U.S. Food & Drug Association (FDA) issued warnings in 2019 regarding AID systems cybersecurity weaknesses [14], and commercial AID systems products have been recalled due to security concerns [15].

Strengthening AID systems security requires a thorough understanding of existing and emerging threats, a critical evaluation of defence mechanisms, and the identification of gaps that must be addressed. As summarized in Table 1, most review papers published in the past decade have primarily focused on unintended failures [18] [19] [25] or discussed threats from malicious attacks without analysing specific attack vectors and defence mechanisms [26] [21] [3]. While several studies [16] [17] [27] [28] provided general overviews of cyber vulnerabilities and potential countermeasures, they lack in-depth examinations of related studies. Nazzal et al. [25] conducted a thorough review of software verification methods for AID systems; however, broader security defence strategies remain unexplored.

Besides, compared to most other safety-critical devices within the Internet of Medical Things (IoMT), which also face threats from malicious attacks, AID systems present unique security challenges: (1) the human-in-the-loop component, which introduces individual physiological variability and unpredictable external factors, especially in free-living settings, and (2) constrained power, computational, and memory resources, which limit the feasibility of typical resource-intensive security strategies. These challenges not only amplify the impact of security threats but also complicate the development of effective defence mechanisms. While existing IoMT security reviews [29][30][31] discussed AID systems cybersecurity, they fail to address its unique risks. Notably, no prior reviews comprehensively examine security threats and defence strategies for wearable physiologic closed-loop control systems.

To address this gap, this study systematically examines the security of AID systems, providing a detailed analysis of attack vectors, existing defence strategies, and potential areas for future research. We introduce a taxonomy

Review Paper	Focus	Discussion on Unintended Failures	Discussion on Malicious Attacks	Analysis of Attack Vectors	Evaluation of Defence Mechanism
Klonoff, 2015 [16]	Cybersecurity for Connected Diabetes Devices	×	✓	×	✓ (no literature review)
O’Keeffe et al., 2015 [17]	Cybersecurity in AID systems	×	✓	×	✓ (no literature review)
Blauw et al., 2016 [18]	Safety and design requirements of the AID systems	✓	×	×	✓ (For unintended failures)
Ramkissoon et al., 2017 [19]	Specific hazards applicable to the AID systems	✓	×	×	✓ (For unintended failures)
Thompson et al., 2018 [20]	Safety issues in outpatient settings	✓	✓	×	×
Quintal er al., 2019 [21]	Ethical issues associated with AID systems	✓	✓	×	×
Singh and Rahman, 2020 [22]	The security of Open AID systems system	×	✓	✓ (no literature review)	✓ (no literature review)
Sherr et al., 2022 [3]	Current landscape and safety challenges of AID systems	✓	✓	×	×
Wirth, 2022 [23]	The states and tendency of cybersecurity in the diabetes ecosystem	×	✓	×	×
Nazzal et al., 2024 [24]	Software safety and security verification and validation on AID systems	×	×	×	✓ (Formal Verification methods)
Kapadia, 2024 [25]	Limitations and malfunctions	✓	×	×	×
This paper	The cybersecurity status, attack vectors, and proposed defence strategies of AID systems	×	✓	✓	✓

Table 1: Comparison of review papers on the security of AID systems in Last 10 Years.

that categorizes security threats and defence mechanisms in AID systems, as shown in Figure 2. Given the increasing adoption of AID systems and the growing body of research in this field, this review offers valuable insights for enhancing the security of similar medical systems.

The paper is organized as follows (see Figure 1). Section 3 explores AID

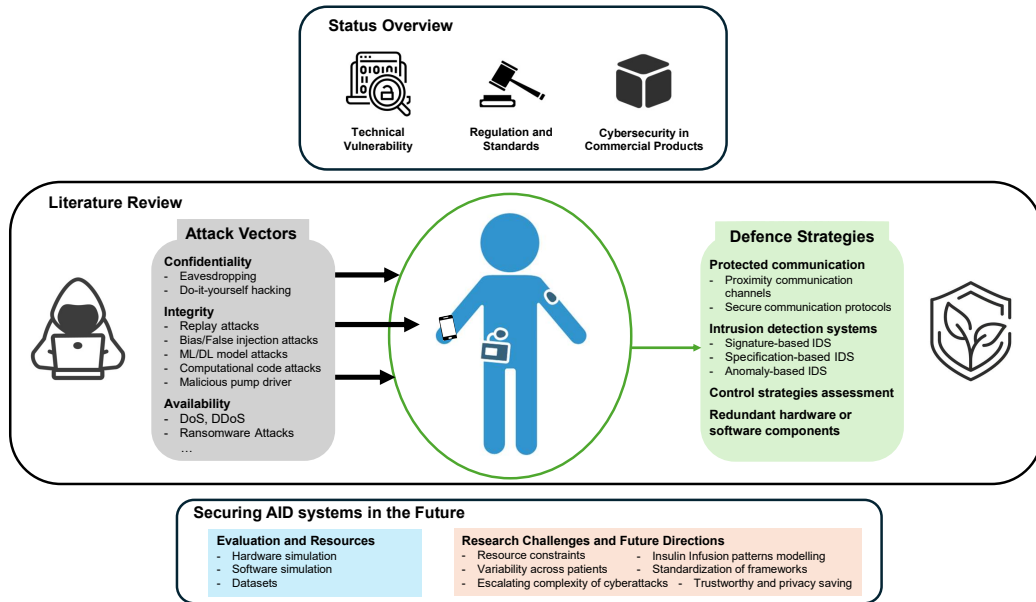


Figure 1: Overview of the paper.

systems cybersecurity from technical, legal, and commercial perspectives, establishing a foundational understanding of the field. Section 4 examines existing and emerging attack vectors, followed by Section 5, which reviews existing defence strategies. Section 6 discusses current evaluation methods and available research resources. Finally, Section 7 summarizes key findings and identifies research gaps, and Section 8 outlines future directions for strengthening AID systems security.

2. Methodology and Materials

To comprehensively assess the security landscape of AID systems, this review adopts a hybrid methodology, integrating elements of both survey and systematic review. The review begins with a broad investigation into AID systems cybersecurity, covering technical vulnerabilities, regulatory frameworks, and security measures in commercial products. The materials considered extend beyond peer-reviewed journals and conference papers to include diverse sources such as clinical studies, industry reports, regulatory standards, product manuals, and relevant online resources. Following this, the PRISMA framework [32] was employed for systematic analysis of attack vec-

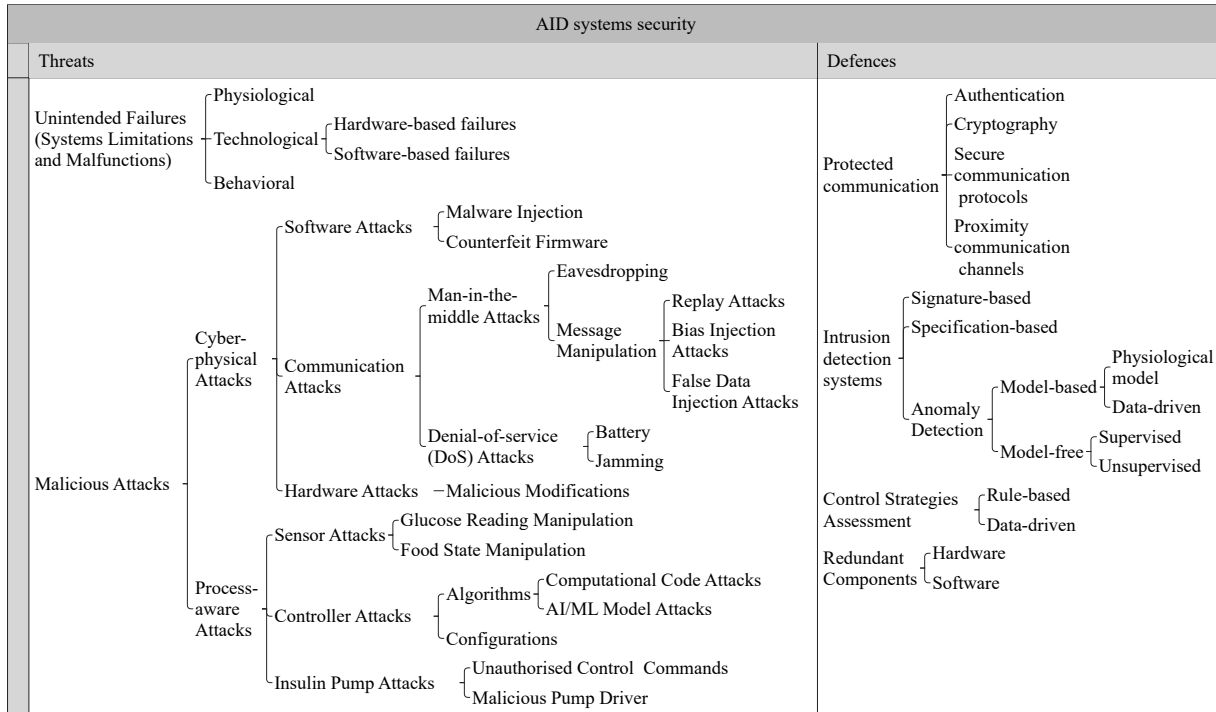


Figure 2: Taxonomy of security threats and defence strategies in AID systems.

tors and defence mechanisms for AID systems security. To guide this analysis, the following research questions (RQs) were formulated:

- RQ1: What potential attack vectors and risks do AID systems face?
- RQ2: How do existing defence mechanisms address these risks?
- RQ3: How practical and robust are these solutions in protecting AID systems from cybersecurity threats?

A systematic literature search was conducted across multiple databases, including Scopus, Google Scholar, Web of Science, IEEE Xplore, and PubMed. Boolean operators and keyword variations were applied, as summarized in Table 2. The review focused on publications from 2010 to the collection date (February 11, 2025), with studies outside this range filtered out during the initial search.

Search Engine	Keywords
Google Scholar	(intitle:"artificial pancreas" OR intitle:"closed-loop insulin pump" OR intitle:"automated insulin delivery" OR intitle:"hybrid closed loop systems") AND (attack OR cyberattack OR hijack OR cybersecurity OR security OR "intrusion detection" OR secure)
Scopus	TITLE-ABS-KEY (("artificial pancreas" OR "closed-loop insulin pump" OR "automated insulin delivery" OR "hybrid closed loop systems") AND (attack OR cyberattack OR hijack OR cybersecurity OR security OR "intrusion detection" OR secure))
IEEE Xplore	("artificial pancreas" OR "closed-loop insulin pump" OR "automated insulin delivery" OR "hybrid closed-loop systems") AND (attack OR cyberattack OR hijack OR cybersecurity OR security OR "intrusion detection" OR secure)
Web of Science	("artificial pancreas" OR "closed-loop insulin pump" OR "automated insulin delivery" OR "hybrid closed-loop systems") AND (attack OR cyberattack OR hijack OR cybersecurity OR security OR "intrusion detection" OR secure)
PubMed	("artificial pancreas" OR "closed-loop insulin pump" OR "automated insulin delivery" OR "hybrid closed-loop systems") AND (attack OR cyberattack OR hijack OR cybersecurity OR security OR "intrusion detection" or secure)

Table 2: Keywords used in search engines.

All retrieved papers underwent a screening process (PRISMA diagram in Figure 3) based on predefined inclusion and exclusion criteria.

Inclusion criteria:

- Peer-reviewed journal articles, conference papers, or book chapters;
- Published between 2010 and 2025;
- Studies proposing attack vectors, defence mechanisms, or risk evaluations for artificial pancreases

Exclusion criteria:

- Papers not written in English
- Review papers;
- Irrelevant articles;
- Duplicate articles

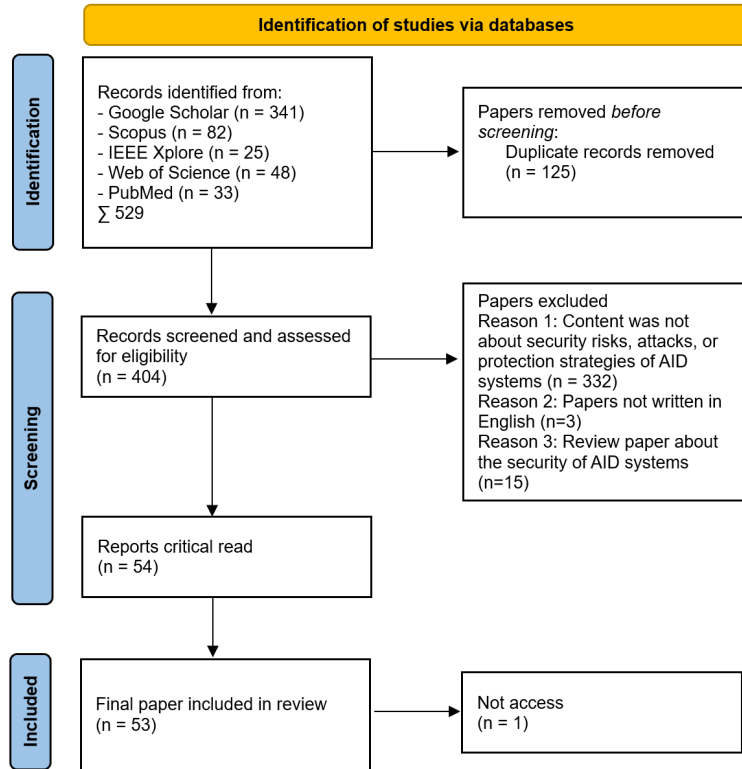


Figure 3: PRISMA diagram for the screening process.

From the initial database search, 53 relevant papers were identified. To ensure comprehensive coverage, backward and forward citation tracking was conducted, yielding 23 additional studies. These were initially missed due to: (1) Broad scope—studies focusing on medical devices, IoT-based health-care systems, or cyber-physical systems that included AID systems as a case study; and (2) Terminology differences—studies referring to AID systems under alternative terms such as wireless insulin pump systems or sensor-augmented pumps.

Finally, 76 papers met the inclusion criteria for analysing attack vectors and defence mechanisms in AID systems. The publication trends over the past 15 years are visualized in Figure 4. Notably, a significant rise in proposed defence mechanisms has been observed in the past five years.

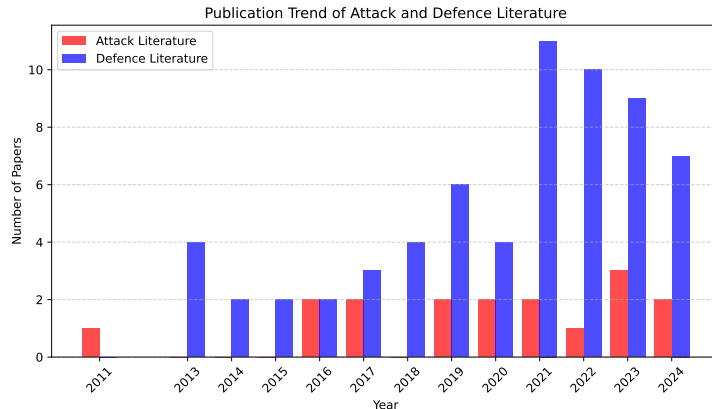


Figure 4: Publication trend of attack and defence literature.

3. Background

3.1. Technical Description and Vulnerabilities

AID combines a CGM, an insulin pump and a controller algorithm to calculate and deliver suitable insulin doses, helping to maintain blood glucose levels within the target range. Figure 5 shows the workflow of a hybrid closed-loop insulin delivery system, the paradigm common among current FDA-approved AID systems products. In this system, the CGM periodically (e.g., every 5 minutes) transmits the measured glucose levels to the control algorithm device, which calculates basal rates and corrective bolus doses of insulin, and then directs the subcutaneous insulin pump to deliver the specified dose into the patient body [34]. Unlike fully closed-loop systems that automate all insulin delivery, hybrid systems still require user input for meal and activity-related boluses [35]. Fully closed-loop systems, though promising, still face challenges in managing postprandial hyperglycemia and exercise-related glycemic fluctuations [36]. Despite different automation levels, both hybrid and fully closed-loop systems share core modules and rely on wireless connectivity and software control, exposing them to similar cybersecurity vulnerabilities.

In the context of AID systems, cybersecurity focuses on protecting digital assets, which encompass physiological data, treatment commands transmitted wirelessly between system components, the software controlling these processes, and the patient’s personal information stored within the device. Vulnerabilities exist both in wireless communication channels and individual

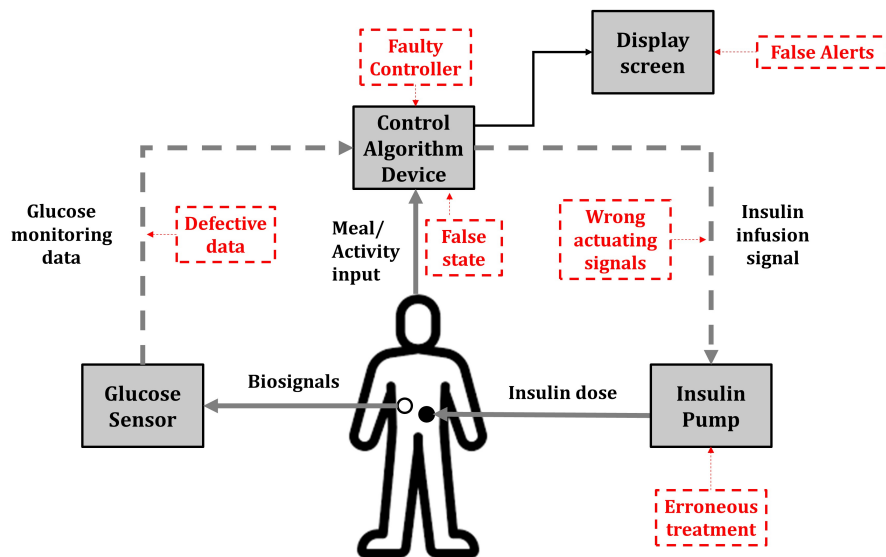


Figure 5: An overview of a hybrid closed-loop insulin delivery system, illustrating core components, workflow and potential functional vulnerabilities. Dotted lines indicate wireless communication links between modules, while solid lines represent direct attachments to the patient’s body or integrated elements - adapted from [33].

system modules, as detailed in the following subsections.

3.1.1. Wireless communication

The communication between the three main components of AID systems primarily relies on wireless transmissions for wearable convenience. Safe information exchange requires secure, lightweight, and resilient communicational protocols, including proper authentication and encryption. However, as examined in [37], applied protocols often fall short of meeting safety requirements. For example, the widely used Bluetooth LE protocol is vulnerable to replay and man-in-the-middle attacks [38], allowing adversaries to eavesdrop on communications or inject faulty glucose data and erroneous control commands.

3.1.2. CGM

A CGM system continuously tracks blood glucose (BG) levels in the patient’s body and transmits the collected physiological data to the controller every few minutes. It consists of a disposable glucose sensor, placed under

the skin to measure glucose levels, and a transmitter attached to the sensor that sends the data to the control algorithm platform. Accurate BG readings are crucial for safe insulin delivery, as any incorrect values can potentially result in harmful dosing decisions. However, a compromised CGM system may operate maliciously by providing inaccurate BG levels, either due to device tampering or data manipulation during wireless transmission [12][34][13].

3.1.3. Control Algorithms

The controller computes the recommended insulin doses and transmits infusion commands to the insulin pump. Its decision-making process is based on real-time sensor data, historical records, and estimated patient status (e.g., eventual BG, Insulin on Board (IOB)). The controller has a patient physiological model to estimate glucose-insulin dynamics in the patient's body, and control algorithms to determine optimal insulin doses. These algorithms are typically deployed on smartphones, tablets, personal computers, or integrated with insulin pumps, which are often the platforms for user monitoring of device activities. Three main security threats are associated with the controller:

- **Data Manipulation:** The stored records, received sensor data, or meal and activities inputs could be tampered with or falsely registered, compromising the accuracy of the controller's calculations [39][40]. Additionally, alerts on the display screen could be maliciously triggered or disabled, prompting users to turn off or ignore the security monitoring system, thus heightening system vulnerability.
- **Compromising controller algorithms:** The core logic and configuration of control algorithms may be altered, resulting in incorrect insulin dosing [41].
- **Platform Vulnerabilities:** The device running the control algorithm could be compromised by malware, such as viruses or worms, which may interfere with the proper functioning of the AID systems [42].

3.1.4. Subcutaneous Insulin Pump

A subcutaneous insulin pump includes a reservoir, which stores insulin and supplies it to the delivery mechanism, an infusion set consisting of a thin tube and a subcutaneous cannula for insulin delivery, and a microcontroller unit that orchestrates the pump's functions by executing programmed

commands based on input from the control platform. Security concerns associated with the pump arise from device malfunctions (e.g., infusion site failures)[43][44] and malicious control I/O operations of the pump[13].

3.2. Regulation Standards

Applied Area	Regulation Standards	Cybersecurity	Note
US	Policy for Device Software Functions and Mobile Medical Applications	Require adequate cybersecurity to secure the correct functioning of medical devices	Provide specific cybersecurity considerations
	Section 3060 and 3060(a) of the 21st Century Cure Acts		
	EO 14019 on America’s Supply Chains	Require detailed technical cybersecurity measures used by the product and related services	Not mandated for medical devices yet; could be in the future
	Guidance for FDA staff	Cybersecurity in Medical Devices	Provides expectations for inspection and approval, but no detailed federal guidance
EU	Medical Devices Regulation (MDR)	No provisions specifically labeled ‘cybersecurity’	Highest priority
	MDR Annex1: General Safety and Performance Requirements (GSPR)	Require that medical devices do not fail due to any type of adversary attacking them	Imply minimum levels of encryption, access control, and physical cybersecurity
	Network and Information Systems (NIS 2) Directive	Cybersecurity requirement of general critical IT infrastructure	Integrated into Member States in various ways
	Cyber Resilience Act and the Cyber Solidarity Act	Regulate the cybersecurity of any network-enabled devices	Supposed to entail more resilience (greater recovery from failure) than MDR
	Security standards: ISO 14155:2011	Mostly developed by private actors and does not necessarily reflect best practices.	Allow usage of the standard for a fee, which becomes a barrier to adoption
	General Data Protection Regulation (GDPR)	Protecting the fundamental right to privacy	Only considering cybersecurity requirements related to personal data

Table 3: Regulation standards of cybersecurity in medical devices.

The regulatory landscape governing AID systems cybersecurity is evolving, with growing recognition of safeguarding patient safety. Table 3 summarizes the core regulatory standards for AID systems cybersecurity in the United States (US) and European Union (EU). Given the global nature of medical device markets, the regulatory frameworks of many other countries closely align with these standards.

In the US, the FDA is responsible for overseeing medical devices' compliance with regulations. Existing referable legal sources and guidances for FDA staff underscore the importance of cybersecurity as a key criterion in the FDA's device inspection and approval processes [45]. In the Policy for Device Software Functions and Mobile Medical Applications, medical device manufacturers are required to implement adequate measures to protect against potential cyberattacks. Nonetheless, while the emphasis on cybersecurity is clear, there remains a notable absence of detailed, technical mandates similar to those applied in supply chain regulations. Given the increasing focus on medical device security, more specific technical requirements may be introduced in the future [46].

In the EU, the Medical Devices Regulation (MDR) serves as the main legislative framework, along with other cybersecurity standards. Although the MDR is positioned as the highest priority, it contains no provisions specifically labelled 'cybersecurity'. Nevertheless, Annex 1 of the MDR, General Safety and Performance Requirements (GSPR) and other cybersecurity legislation provide a promising landscape regulation for cybersecurity in medical devices. For example, GSPR requires medical devices not to fail due to any type of security attack and that the necessary cybersecurity for functioning must be in place.

Generally, the EU and the US regulations mainly provide high-level principles rather than detailed technical specifications. While manufacturers are encouraged to adopt best practices like encryption, data access control, and software patching, there is no mandated standard for real-time monitoring or automatic threat response systems. A more specific review of cybersecurity in medical device regulation and its future consideration can be found in [46].

Beyond government regulations, a nonprofit organization named Diabetes Technology Society (DTS) proposed a Cybersecurity Standard for the Connected Diabetes Devices project [47]. This standard provides a standardized approach to thoroughly evaluating and confirming the conformity and confidence that the medical device can protect itself against applicable security threats, offering an example of how regulation could evolve toward more comprehensive and concrete evaluations.

3.3. Commercial Products

Within the regulation of existing cybersecurity frameworks, leading commercial AID system products demonstrate only basic cybersecurity capabilities, lacking comprehensive and robust protective measures, as outlined in

Product	Components	Main Functions	Cybersecurity
CamAPS FX	User’s smartphone (controller); DANA/Ypsomed insulin pump; Dexcom/Libre 3 CGM	Automated basal insulin delivery; Manual bolus- ing for meals	User’s responsibility
Medtronic 780G	MiniMed Insulin pump (con- troller integrated); MiniMed CGM	Automated basal insulin delivery; Recommend precise bolus doses	Mainly the user’s re- sponsibility; Pause de- livery when the glucose level is less than a preset level
Control IQ	User’s smartphone (controller); Tandem t: Slim insulin pump; Dexcom G6/G7 CGM;	Automated basal insulin delivery; Automatic cor- rection boluses delivery	User’s responsibility
Omnipod 5	User’s smartphone (controller); Omnipod insulin pumps; Dexcom G6 CGM	Automatic basal insulin adjustments	User’s responsibility
DBLG1 System	DBLG1 controller; Kaleido pump; Dexcom G6 CGM	Automated basal insulin delivery; Automatic cor- rection boluses delivery	Mainly the user’s re- sponsibility; Data en- crypted

Table 4: Cybersecurity in representative AID system products.

Table 4. The DBLG1 System employed data encryption to secure wireless communication and Medtronic 780G includes a safety feature that pauses insulin delivery when the glucose level falls below a preset threshold, while others do not specify particular cybersecurity strategies.

Experiments [12][48] have demonstrated that at least two commercial products lack standard cryptographic mechanisms and the wireless communication protocol can be fully reverse-engineered, allowing eavesdropping, replay and command manipulation attacks to be launched. These vulnerabilities have led to commercial products being recalled [10] and warning of use [49]. Even devices with basic encryption remain susceptible to attacks that compromise integrity and availability. In the meantime, mechanisms hired to prevent patient harm are insufficient. Process-aware attacks [40] and personalized insulin dose manipulation attacks [50] can cause severe health consequences by subtly altering insulin delivery without injecting over-dose insulin to raise alarms.

Currently, according to product manuals, the responsibility for detecting and responding to security threats is placed on the patients themselves. However, this expectation is often impractical in real-world scenarios, particularly during sleep or daily activities. Additionally, the absence of a CGM display further limits the user’s ability to promptly detect deviations in BG readings from the control platform. Under these circumstances, AID system

failures remain prevalent. A thesis [25] listed 24 documented device recalls and failures associated with a single AID systems manufacturer up until 2023 (Table 05). Despite evidence of their effectiveness in diabetes management, a cross-sectional survey [51] indicates that concerns over privacy and reliability may hinder AID systems adoption.

Given these challenges, it is imperative for both manufacturers and regulators to establish comprehensive and specific cybersecurity standards. Ensuring that AID systems devices can timely detect and mitigate security threats — without relying solely on user intervention—will be essential for enhancing system reliability, fostering user trust, and fully realizing the potential of AID systems in diabetes care.

4. Attack Vectors in AID systems

Building on the discussion of cybersecurity vulnerabilities in AID systems, it is crucial to examine the specific cyber threats that target these systems. Table 5 presents a chronological overview of both real-world attacks and emerging threats identified in the literature on AID systems.

As illustrated in the taxonomy (Figure 2), malicious attacks on AID systems can be broadly categorized into cyber-physical attacks and process-aware attacks, based on whether they exploit knowledge of the system’s dynamic control processes [52]. Cyber-physical attacks, which are common across various IoMT devices, compromise system functionality by targeting software, hardware, or communication channels without requiring an in-depth understanding of the underlying control mechanisms. In contrast, process-aware attacks specifically target semi- or closed-loop medical systems such as AID. By making subtle manipulations within the operational bounds of the system, these attacks can significantly impact patient safety [40]. Since cyber-physical attacks align with broader IoMT security concerns, threats and potential countermeasures have been detailed in existing surveys [29][30][31], this section focuses on analysing attack vectors and technical details that are relevant to AID systems.

To systematically analyse these attack vectors, we categorize them into three key areas based on their impacts on the fundamental principles of cybersecurity: confidentiality, integrity, and availability. Table 6 presents an overview of these attack vectors, along with brief descriptions and feasible countermeasures.

Attack Name	Ref.	Type	Cause of Failure	Impact	Adversarial Capabilities
RL-based Control Model Attack	Chang et al. [53] (10/2024)	Literature (Experimentally Validated)	The control system is vulnerable to anomalous inputs.	A maximum CGM reading of 400mg/dL caused high rates (over 40%) of hypoglycaemic failure within a few hours; a very slight perturbation ($\pm 1\text{mg/dL}$) can lead to disproportionate patient harm over time	High - Read access to the weights of the trained model or estimated weights
AI/ML model attacks	Ehaway et al. [54] (01/2024)	Literature (Experimentally Validated)	Introducing adversarial CGM data points during inference through a known vulnerability in the Bluetooth communication channel	Wrong diagnosis or treatment	Medium - Can exploit the Bluetooth communication stack to intercept and manipulate the CGM measurements
Unauthorized Remote Control	Medtronic [10] (01/2023)	Real-world (Recall)	The settings and insulin delivery of the pump could be potentially controlled through a wireless connection nearby	Overdosing or Underdosing	Medium - Intercept and manipulate the communication between devices
Process-Aware Attacks	Stergiopoulos et al. [40] (11/2023)	Literature (Experimentally Validated)	Utilising knowledge of the dynamic process to alter sensory data or the logic inside the controller in an intended but subtle way	Overdosing or Underdosing	High - Prior knowledge of the components' implementation mechanism
Replay Attacks	Walenda et al. [55] (11/2023)	Literature (Experimentally Validated)	Sending repeating insulin dosages to the insulin pump through a vulnerability in the wireless protocol	Replay attacks have the greatest effect when the injected insulin doses are high	Low - Intercept the wireless connection and report past packets
DoS Attacks	Walenda et al. [55] (11/2023)	Literature (Experimentally Validated)	Overload the system to stop insulin delivery for extended periods	DoS attacks are most effective at low, increasing doses, causing longer out-of-range times and greater spikes and dips than replay attacks.	Low - Jam the communication channel
Personalized insulin dose manipulation attack	Levy-Loboda et al. [11] (08/2022)	Literature (Theoretical)	Craft attacks that only threat target patients and are capable of evading extreme overdose/underdose detection	Overdosing or Underdosing	High - Prior knowledge and manipulation of the insulin dosage
Bias Injection Attacks	Enre Tosmal [50] (06/2022)	Literature (Theoretical)	A constant bias is injected into the compromised sensor readings	Overdosing or Underdosing	Medium - Intercept and manipulate the communication between devices
Ripple False Data Injection Attacks	Kashyap et al. [56] (05/2021)	Literature (Experimentally Validated)	Using minimal input perturbations to stealthily change the DNN-predicted insulin dosage	More allowed perturbations make attacks easier to find for targeted attacks, with discovery time as short as 60ms. Random attacks can easily induce 10-20 mg/dL output changes across scenarios.	High - Read access to the weights of the trained model or estimated weights
Command Manipulation Attack	Khan et al. [41] (12/2020)	Literature (Theoretical)	Change the instructions or data that implement the algorithmic steps	Overdosing or Underdosing	High - Access to the relevant resources; modify a command (i.e., instructions that implement the algorithmic steps)
Unauthorized Remote Control	Cooke et al. [13] (04/2020)	Literature (Experimentally Validated)	An adversary can remotely control insulin delivery and access unencrypted medical data	Overdosing or Underdosing	Medium - Intercept and manipulate the communication between devices
Replay Attacks	Medtronic [49] (08/2018)	Real-world (Notification)	Involuntary bolus insulin could be delivered to the pump user by copying the wireless radio frequency (RF) signals from remote controllers in proximity	Overdosing	Low - Intercept the wireless connection and report past packets
CGM Attacks	Reverberi and Oswald [57] (08/2017)	Literature (Experimentally Validated)	The Dexcom G4 protocol does not employ cryptographic algorithms	Enables the tracking of a user, the jamming of the communication channels and the forging of incorrect sensor readings	Low to medium - software-defined radio and low-cost RF chipsets, reverse engineering
Saturation-based Sensor Spoofing Attacks	Park et al. [58] (08/2016)	Literature (Experimentally Validated)	Make a sensor ignore legitimate inputs by using an additional infrared source to saturate the sensors	Inject up to 3.33 times the intended amount of fluid or 0.65 times for a 10-minute period	Low - Saturating sensor from an external source
Software radio-based attacks	Marin et al. [48] (03/2016)	Literature (Experimentally Validated)	Fully reverse-engineered the wireless communication protocol between all the peripherals of the insulin pump system	Compromise both the security and privacy of the patient	Passive attacks: Low - Radio interception and generation device Active attacks: Medium - Reverse engineering
Software radio-based attacks	Li et al. [12] (07/2011)	Literature (Experimentally Validated)	No standard cryptographic mechanisms; the wireless protocol can be fully reverse-engineered, enabling eavesdropping, replay, and command manipulation attacks.	Compromise both the security and privacy of the patient	Passive attacks: Low - Radio interception and generation device Active attacks: Medium - Reverse engineering

Table 5: Documented attacks on AID systems.

Security Aspect	Attack Vector	Description	Countermeasures
Confidentiality	Eavesdropping [12][57]	Theft of information transmitted through a network	Cryptography; Proximity communication channel; Secure protocols; Authentication
	Do-it-yourself hacking[16]	Patients extract data not automatically provided by products' software	Authentication
Integrity	Bias injection attack[39][50]	A constant bias was injected into the sensor readings	Intrusion detection systems; Redundant hardware or software components;
	False data injection attack[44][10]	Change transmitted data with random or synthesized data	Infusion patterns mining; Control strategies assess
	Replay attacks[6]	Intercept and replay legitimate data	
	AI/ML model attacks[54]	Deviate the ML model's prediction during training or inference	
	Computational code attacks[41]	Compromise the command computational code	Formal specification
	Malicious pump driver [59]	Change pump I/O operations	
Availability	Denial-of-Service (DoS) /Distributed DoS [59]	Flooding the target with traffic results in the inability to respond timely	Authentication; Secure protocols; Formal specification; Redundant systems
	Ransomware Attacks [60]	The malware encrypts the system's data or locks users out, demanding a ransom to restore access	
	Jamming Attacks [57]	Disrupting the wireless communication channels that the APS uses to operate	
	Firmware/ Software Corruption [60]	Corrupting the firmware or software that the APS relies on to function	
	Routing protocol information attacks [61]	Attacks on routing protocols to disrupt or manipulate the flow of information	

Table 6: Attack vectors and common countermeasures in AID systems.

4.1. Threats to Confidentiality

Ensuring the confidentiality of diabetes devices aims to guarantee that sensitive information is accessible only to authorized users or systems. Threats to this security aspect can originate from unauthorized individuals or even from patients themselves.

4.1.1. Eavesdropping

This refers to the unauthorized interception of wireless communication which can expose (1) personal patient information related to therapy and

physical condition, (2) device information, and (3) the device’s personal identification number (PIN). Laboratory experiments have shown that data transmitted by a commercial insulin delivery system can be intercepted using off-the-shelf Universal Software Radio Peripheral (USRP) and free software [12]. By capturing its identification number, attackers could then gain full control of the pump. At a 2012 security conference, an engineer showed a fatal dose of insulin could be delivered from 300 feet away [62]. These attacks exploit wireless communication vulnerabilities, such as wide transmission range and inadequate authentication and encryption. To mitigate these risks, countermeasures proposed in the literature mainly focus on (1) enhancing data protection through secure authentication, cryptography, and communication protocol, and (2) limiting transmission range by employing proximity communication channels.

4.1.2. Do-it-yourself (DIY) hacking

This refers to unauthorized access or modification of commercial diabetes devices by patients themselves driven by the desire for better data visualization and more advanced control with shorter official censor and approval time [16]. For instance, Nightscout is an open-source project that helps patients hack their Dexcom CGMs for remote glucose level monitoring on mobile devices. Projects such as DIYPS and #OpenAID systems enable patients to control insulin delivery. While these initiatives empower patients, they introduce risks due to vulnerabilities in unauthorized software and users’ potential lack of expertise. Compared to FDA-regulated medical software, these systems lack rigorous testing and responsible parties to support them in case of problems. To balance the need for patients to have greater control with secure AID systems against malicious exploitation, it is crucial to implement robust authentication strategies.

4.2. Threats to Integrity

The integrity of AID systems ensures that its data, algorithms, and operations remain accurate and consistent. Integrity can be compromised through two key aspects: data manipulation and algorithm manipulation.

4.2.1. Manipulation of Data

Attackers can manipulate wirelessly transmitted data, such as CGM readings or controller commands, to mislead the control algorithm or insulin

pumps to issue incorrect insulin delivery. Data manipulation can occur through the following attack vectors:

- **Replay Attacks:** These attacks involve intercepting and replaying legitimate data packets to manipulate insulin delivery [6]. This type of attack is relatively simple to launch as it does not require device access and message decryption. Once the attacker gains access to the device (e.g., access the PIN), they can craft forged data packets to be accepted by the device [12], enabling bias injection and false data injection attacks.
- **Bias Injection Attacks:** In this attack, the attacker skews sensor readings by injecting a bias [39]. By making subtle, consistent changes, the attacker can cause the system to under or over-deliver insulin without needing extensive knowledge of the patient model or system operations. They can be difficult to detect due to their subtlety and correlation with the original data [63].
- **False Data Injection Attacks (FDIA):** FDIA could be categorized into random and targeted types. Random FDIA introduces arbitrary interference in the input data. Experiments in [56] showed that such attacks can cause outputs of ML-based glucose prediction models to change 10-20 mg/dL. This type is easier to detect through sequential change detection systems. In contrast, targeted FDIA synthesizes precise input values to evade alarm and cause targeted harm to patients. Launching such attacks requires knowledge of the model’s architecture and parameters, but this information is often detailed in documentation. Kashyap et al. [56] formulated this attack as an optimization problem, demonstrating that an effective targeted FDIA with minimal, hard-to-detect perturbations can be computed within 60 milliseconds.

Defence strategies for these data manipulation attacks typically include developing intrusion detection systems to detect abnormal patterns in sensor data. Another defensive measure involves using redundant sensors or software monitors to cross-check data sources for inconsistencies.

4.2.2. Manipulation of Algorithms

Algorithm manipulation involves tampering with the computational logic or parameters setting of AID systems, targeting either control algorithms or

physiologic models used for patient state prediction [41]. These include both traditional rule-based algorithms and machine learning-based models.

- Computational code attacks: These attacks compromise the command computational code in rule-based algorithms [64]. For example, Alibadi et al. [65] identified that the synchronization between CGM and controller could be manipulated by altering the timing function (`get-data-timer()`). This modification allows attackers to delay or drop critical messages. Additional threats include altering essential settings, such as disabling pump alarms, modifying the maximum dosage limits, or enabling insulin overdoses [40][66][59].
- ML model attacks: ML models are increasingly used in AID systems to enhance performance [67]. For instance, the FDA-approved One Drop Blood Glucose Monitoring System employs a multi-layer perceptron (MLP) model for diabetes management. Deep reinforcement learning (RL) approaches have been explored for use in AID systems for BG control [68]. However, due to their black-box and data-dependent nature, understanding and monitoring the reasoning behind these models is challenging. Attackers may influence the model’s behaviour during training or inference phases or reverse-engineer the model to extract confidential information [54]. Moreover, ML-based algorithms can be severely interfered by a very slight input data perturbation that is hard to detect. In [56], minimal interference was calculated to misguide the ML model into predicting a patient’s glucose level as hyperglycaemic, leading the controller to administer an excessive dose of insulin. Experiments in [69] show that a small perturbation around $\pm 1\text{mg/dL}$ on BG reading can lead to severe patient harm over time in an RL controller model.

To defend against algorithm integrity threats, formal verification techniques are often employed to assess the operations of rule-based algorithms. For ML-enabled systems, which pose greater challenges for formal verification, patient-specific insulin injection patterns have been modelled to detect abnormalities and inconsistencies.

4.3. Threats to Availability

Availability in the context of AID systems refers to ensuring that the system and its components remain reliably functional for data transmission,

processing, and regular operations. Threats to availability potentially lead to failures in glucose monitoring or delays in insulin delivery. Key threats include:

- Denial-of-Service (DoS) and Distributed DoS (DDoS): In these attacks, an adversary floods the system with excessive traffic, overwhelming AID systems and preventing legitimate requests from being processed promptly. This could lead to delays or complete failure in delivering insulin.
- Jamming Attacks: By interfering with the wireless communication frequency, attackers can interrupt data flow, causing the system to fail to deliver insulin as required.
- Firmware/Software Corruption: Malicious firmware or software corruption can cause AID systems devices to malfunction or stop functioning entirely. Attacks exploiting software vulnerabilities or delivering harmful updates can prevent systems from operating as intended, leading to a cessation of insulin administration.
- Routing Protocol Information Attacks: Manipulating data transmission pathways in networked AID systems, attackers can disrupt or delay communication between key system components, compromising timely insulin delivery and glucose monitoring.
- Ransomware Attacks: Ransomware can encrypt data and lock critical components of AID systems, demanding ransom payments to restore access. This can prevent patients or healthcare providers from viewing essential data, such as glucose levels or delivery history, rendering the system inoperable until resolved.

Mitigation strategies for these threats include network traffic monitoring, secure communication protocols, authentication mechanisms, and the application of formal verification methods.

5. Defence Strategies for AID systems

Addressing the wide range of potential cyberattacks on AID systems requires a comprehensive defence strategy that spans multiple system layers. Defence mechanisms in AID systems can be grouped into three primary areas:

protected communication channels, intrusion detection, and control activities monitoring. Besides these internal defences, external strategies—such as the use of redundant hardware or software components—are employed to detect abnormal activities independent of AID devices. Table 7 provides an overview of the defence types and corresponding methods proposed in past research for protecting AID systems.

5.1. Protected Communication

Cyberattacks often exploit vulnerabilities in wireless communication channels. A variety of defence mechanisms have been proposed to enhance the security of information transmission within AID systems, including advanced authentication methods, encryption techniques, secure communication protocols, and specialized communication channels.

5.1.1. Authentication Methods

Reliable authentication is crucial for ensuring secure communication within AID systems and for only allowing remote control with trusted devices. Several authentication methods have been explored to meet the high-security and low computational demands of AID systems.

Biometric authentication methods like fingerprint recognition [70][71] and voiceprint analysis [72] are user-friendly and offer strong uniqueness but introduce concerns about sensitive biometric data storage, which could be spoofed through advanced attacks. To mitigate these risks, hardware-based security methods such as Physically Unclonable Functions (PUFs) exploit inherent and unique physical variations in manufacturing processes, offering low computational overhead and an unclonable security mechanism without the need for key storage [73][74]. Additionally, blockchain technology has been explored to protect patient data by decentralizing data storage in central cloud servers [73]. Rahmadika et al. [75] further incorporated blockchain with federated learning for sharing local parameters for the misbehaviour detection model in AID systems without compromising patient privacy.

5.1.2. Encryption Techniques

Following successful authentication, establishing encrypted communication between AID systems components is vital for maintaining data confidentiality and integrity. A key challenge is the extreme energy and computational constraints. High-complexity encryption algorithms can introduce

Defence type		Description	Methods
Protected communication	Authentication	Verify the identity of users or devices	Fingerprint recognition[70][71]; Voiceprint analysis[72]; Physical Unclonable Functions[73][74]; Blockchain[73][75]
	Cryptography	Transform information into an unreadable format for unauthorized users	Rolling-code encryption[12]; AES-based encryption[76][57]; Asymmetric encryption [70]; Homomorphic encryption [77]
	Secure communication protocols	Define rules for secure data transmission	RF-Harvested energy-based protocol[60]; Emergencies-resilient protocol[37]; Improved the Dexcom G4 protocol[57]; Mutual authentication protocol[78]
	Proximity communication channels	Require close physical proximity between the communicating devices	Body-coupled communication[12]; Visible light communication[79]
Intrusion detection systems	Signature-based	Compare the real-time behaviour of the system against known security attacks	Define computational, data integrity, and communication attacks[41]; Define abnormal signal's physical and content features[5]; Define replay and DoS attacks[55]; Infusion site failures [80]; Pressure-induced sensor attenuations [81]
	Specification-based	Define specifications of AID systems' normal operations and deem any violation as an intrusion	Formal specification [82] with personalized thresholds[83][59]; statistical analysis[84]; declarative property [41]; outlier detection[34][85]; specification mining[86]; external and internal state[87][88]; insulin predictive model[59]
	Anomaly-based	Identify data patterns that have different data characteristics from normal instances	Model-based methods: Physiological [89][90][50][91][92][93][94]; Data-driven [95][96][97][98][99][75][100][33][101][102][103]; Model-free methods: Supervised [104][105]; Unsupervised [43][106][107][108][109]; Hybrid methods [110][34][85][59]
Control strategies assessment	Compare the dosage with the identified patient's insulin infusion pattern	Rule-based [41]; Data-driven[66][11]; Hybrid[83]	
Redundant hardware or software components	Use of multiple, often independent, components that perform the same function	Hardware: ECG monitor[88]; Universal Software Radio Peripheral[5]; Separate computation core[60] Software: Replay attack detection filters[6]; Auxiliary safety layer for controllers[111]	

Table 7: Defence strategies proposed for AID systems.

excessive computational overhead, reducing transmission frequency and ac-

celerating battery depletion—both of which could hinder the system’s ability to respond promptly to life-critical scenarios. Another challenge is key distribution. While private key encryption enhances security, it may prevent medical professionals from accessing patient data in emergencies [5].

To address these challenges, several studies have proposed encryption methods specifically tailored for AID systems. Table 8 summarizes these approaches, detailing their methodologies, key sizes, security strengths, and limitations.

Encryption Method	Description	Key Sizes	Security Strength	Limitations
Rolling code en/decoder [12]	The remote controller encrypts an incrementing sequence counter as a shared key which is decrypted by the insulin pump to verify the counter within an acceptable range	32–128 bits (Keeloq: 64-bit)	Provide basic security by preventing straightly intercepting the device series number and replay attacks	Not offer strong authentication. Not clarifying the management of the shared key.
AES-128 optimized for energy consumption [76]	The remote control and the insulin pump share two independent symmetric cryptographic keys for encryption and authentication. Message size and transmission frequency are reduced to lower communication costs.	128 bits	Strong security and relatively lower computational cost	Vulnerable if public keys are intercepted
ForkAE [13]	Simultaneously performs encryption and authentication by creating two copies of ciphertext for the plaintext but adds an extra constant to one of the copies and encodes both blocks using the same encryption algorithm and key	128 bits	Strong security and lower computational cost than AES-128	Vulnerable if the fork pattern is predictable or public keys are intercepted
RSA encryption using SHA generated 1024 key [70]	An asymmetric cryptographic pattern is applied between a smartphone (communicate with sensors and actuators) and a control laptop	1024 bits	Moderate security. Include data signing with the private key in every packet in case public keys are intercepted.	Higher computational cost. Prone to factorization and quantum attacks
A Fully Homomorphic Encryption scheme (CKKS) [77]	A PID controller was employed to use an encrypted glucose signal as an input to produce encrypted control signals	Variable, typically in the range of hundreds of KB to MB	Very strong security and preserved privacy.	Computational cost is very high. Lack of division and comparison operations.

Table 8: Proposed cryptography-based approaches in AID systems.

Li et al. [12] first demonstrated the vulnerability of wireless communication between glucose monitors and insulin delivery systems due to the lack of standard cryptography, they proposed using rolling code-based encryption—similar to that used in garage door systems—to prevent eavesdropping

and replay attacks. However, the security of rolling code methods does not offer strong authentication and is highly dependent on encryption and decryption algorithms. Some methods, such as Keeloq, have been successfully compromised [112]. To enhance security, Marin et al. [76] employed Advanced Encryption Standard (AES), a more robust symmetric encryption algorithm. Additionally, they reduced message size and transmission frequency to optimize computational efficiency. Their experiments also revealed that authentication for messages consumed more energy than encryption due to the need to append a message authentication code (MAC), which inevitably increased message length. A more lightweight solution proposed by ForkAE [100] combined encryption and authentication processes to reduce computational overhead.

Both AES and ForkAE rely on symmetric encryption, where a public key is used for both encryption and decryption. However, this approach carries the risk of key interception. To mitigate this problem, asymmetric encryption was introduced in [70], using a private key in every packet. While this approach enhances security, it requires larger key sizes, resulting in higher computational costs and vulnerability to factorization attacks. To further protect patient privacy during computation, Weng et al. [77] proposed using homomorphic encryption within a PID-based controller. This approach enables secure data processing without key sharing, as it allows computations to be performed on encrypted data. However, the CKKS homomorphic encryption method hired in their study does not support division and comparison operations, potentially leading to imprecise computational results. Moreover, its high computational demands significantly limit its application to more complex controller algorithms.

5.1.3. *Secure Communication Protocols*

A communication protocol defines the rules and standards for data exchange between devices, including authentication and encryption methods, to ensure secure and efficient transmission. Traditional high-security communication protocols often fall short in AID systems due to their substantial computational and energy demands. In contrast, low-power communication protocols like Bluetooth Low Energy (BLE), commonly used in IoT devices, often lack security robustness.

When applied in AID systems, the absence of authentication mechanisms in BLE to verify message integrity makes it vulnerable to man-in-the-middle and replay attacks. To address this concern in AID systems, Kwon et al.,

[78] proposed a protocol that introduces mutual authentication with 35.7% less computational overhead compared to BLE. Except for authentication, the original protocol of a CGM (Dexcom G4) has been demonstrated to lack encryption [57], leaving it susceptible to eavesdropping and jamming attacks. To mitigate these threats, Reverberi and Oswald enhanced the CGM (Dexcom G4) protocol by incorporating AES-128 encryption and authentication [57]. Furthermore, the use of random keys and frequencies was introduced to protect against jamming attacks. While this approach mitigates simple narrow-band jamming, it remains susceptible to high-power wide-band jammers and more advanced jamming techniques. Strydis et al. [60] introduced an energy-efficient protocol that runs on a separate core powered by RF-harvested energy until it performs external reader authentication. This approach reduces the energy burden and enhances the system’s resilience to battery DoS attacks.

5.1.4. Proximity Communication Channels

Besides protecting the data transmission process, limiting transmission range through proximity-based communication can reduce the risk of data interception and manipulation. Li et al. [12] proposed hiring body-coupled communication (BCC) that uses the human body as the wireless communication medium, which reduces wireless interception risks and power consumption. However, BCC can be affected by variations in body conductivity and movement. An alternative is visual light communication [79], which transmits data over short distances using visible light. This approach makes interception difficult and prevents remote attacks from hidden locations but is sensitive to obstacles and ambient light, limiting its use to controlled environments like hospitals.

5.2. Intrusion Detection Systems

Monitoring and analysing system activity and states is vital to detect any intrusion and abnormal behaviours, ensuring the proper functioning of AID systems. Intrusion Detection Systems (IDS) have emerged as a key defence mechanism to counter threats. These systems are classified into three primary types: signature-based, specification-based, and anomaly-based approaches. Table 9 provides an overview of studies that have developed IDS solutions specifically for AID systems or have used AID systems as a case study.

Table 9: Intrusion detection systems developed for AID systems.

Reference	Category	Detection method	Threats Evaluated	Dataset	Performance metric
Zhang et al. (2013) [5]	Signature-based	Monitor all the RF wireless communication. Identify and jam potentially malicious transactions	Unauthorized remote control	Simulated with glucose sensor and insulin delivery system	Detection rate: 100%;FNR: 0% Detection time: about 2.5 ms
Khan et al. (2020) [41]	Signature-based	Specify each attack as a one big step relation between the initial and final state	Controller command manipulation attacks	Software simulation on a 2.6-GHz Intel Core i7 processor	CPU Time: $7.50 \pm 0.3 * 10^{-4}$ s; Run time: $7.60 \pm 0.3 * 10^{-4}$ s
Walenda et al. (2023) [55]	Signature-based	For replay attacks, detect consecutive repeated values. For DoS attacks, detect consecutive 0.	Replay attacks; DoS attacks	T1D patient simulator - GlucoSym Simulator	Qualitative illustration of detection
Howsmon et al. (2018) [80]	Specification-based	Patient-specific metrics are calculated and compared to sliding window averages. Alarm when thresholds are exceeded.	Infusion site failure	19 participants, 2 weeks	Sensitivity: 88.0% (n = 25) FPR: 0.22 per day
Alshalalfah et al. (2019) [84]	Specification-based	Combine formal methods with statistical analysis to evaluate the safety of control algorithms	Replay attacks	T1D patient simulator - UVA/PADOVA 2013 (5 patients, 24 hours)	Qualitative evaluation
Aliabadi et al. (2021) [86]	Specification-based	Dynamically mining specifications based on their contribution to detecting every arbitrary attack	CGM spoofing attack; Stop basal injection; Resume basal injection	OpenAPS simulator	FPR: 13.5%; FNR: 2%
Astillo et al. (2021) [34]	Specification-based	Incorporated specification with an outlier detection method	Manipulate random points of the glucose data within 1% to 10% deviation	UVa/Padova simulator (2008) + Raspberry-Pis	AUROC: Attack rate 50%-90%: $99.94\% \pm 0.04\%$; Attack rate 10%-30%: $54.09\% \pm 2.5\%$
Astillo et al. (2021) [85]	Specification and anomaly-based	Extend SMDAps with timing-based malicious transmission detection and trustworthiness evaluation	Manipulate random points of the glucose data within 0% to 50% deviation	UvA/Padova simulator (2008) + Raspberry-Pis (2 virtual patients, 24 hours)	Accuracy under the hidden attack mode: $99.1\% \pm 0.7\%$
Prematilake et al. (2021) [87]	Specification-based	Combined state transition rules, I/O access rules, and physiological rules to monitor both extrinsic state and internal state	Recurring bolus dose; Bolus unmatched with meal taking; Buffer overflow	Simulated with a safety-enhanced controller board and glucose-insulin model	Delay time: 253 ms; Energy overhead: 3% (a 2500 mAh AA-sized battery)
Zhou et al. (2021) [83]	Specification-based	Formal specified unsafe system context (physiological) and personalized thresholds using reinforcement learning	Availability attack; DoS attack; Integrity attack/memory fault	Simulated with Glucosym and UVA-Padova Simulator 2013	F1-Score: 0.975 ± 0.005
Venugopalan et al. (2024) [59]	Specification and anomaly-based	Combined formal methods (prove correct the most critical parts) and dictated safe bounds of insulin amounts to enable DL/ML to control the insulin pump safely.	Malicious ML; Malicious pump drivers	Real-world (1 individual, 6 months); UvA/Padova simulator (2008) (21 virtual humans)	Time In Range (TIR): Adults:92.88% Adolescents: 82.38%; Children: 85.42%

Continued on next page

Reference	Category	Detection method	Threats Evaluated	Dataset	Performance metric
Vega-Hernandez et al. (2009) [89]	Anomaly-based (physiological model)	Incorporated the effect of the interstitial glucose measurements and the meal intake dynamics into the glucose-insulin metabolism model	Over- and sub-dosing	MATLAB SIMULINK simulation, 40 days with a normal patient routine	Qualitative evaluation
Facchinetti et al. (2013) [95]	Anomaly-based (Data-driven model)	An individualized state-space model and a Kalman predictor	1) spike on CGM 2) a loss of sensitivity of the CGM sensor 3) stop insulin delivery	UVA/Padova 2008, 100 simulated patients; 3 real T1DM subjects	CGM failure: FNs: 5%, FPs: 10%, CSII pump failure: Detection rate: 75% within average 60 min, FPs: 10%
Favero et al. (2014) [96]	Anomaly-based (Data-driven model)	Extend [95] for whole-day use by taking meals into account	1) spike on CGM 2) consecutive large errors 3) meal*(1+e%) 4) bias meal bolus 5) basal faults	UVA/Padova 2008, 100 simulated patients	Sensitivity: CGM faults: 85% Meal faults: 90% Bolus faults: 90% Basal failure: 50%
Meneghetti et al. (2020) [97]	Anomaly-based (Data-driven model)	Distinguish insulin pump faults and missed meal announcements by introducing 2 sets of parameters of model	Night-time pump occlusion ; missed meal announcement ; meal-time pump occlusion	UVA/Padova Type 1 Diabetic Simulator 2013	Pump faults: sensitivity: 81.3% FPR: 0.15/day missed meals: sensitivity: 86.8% FPR: 0.15/day
Meneghetti et al. (2023) [98]	Anomaly-based (Data-driven model)	Extend [97] with analyse various statistical properties	Insulin suspension; CGM missed samples and pressure-induced sensitivity losses; missed meal announcements	UVA/Padova Type 1 Diabetic Simulator 2013	Recall: 91.3% FP: 1 every 10 days
Tosun et al. (2022) [50]	Anomaly-based (physiological model)	Kalman filter and a χ^2 test. Identify meal disturbance by an online meal estimator and a time-varying threshold	Bias injection attack on glucose sensor	Medtronic Virtual Patient (MVP) model (1 virtual subject) + PID controller	Qualitative evaluation
Tosun and Teixeira (2023) [91]	Anomaly-based (physiological model)	Kalman filtering and sequential change detection (detecting an abrupt change)	deterministic sensor deception attacks (a slowly increasing bias injection attack	Bequette model (glucose)	Qualitative evaluation (the χ^2 test maximizes the best-case detection delay, while the CUSUM test minimizes the worst-case delay)
Tosun et al. (2024) [92]	Anomaly-based (physiological model)	The prediction error of a time-varying Kalman filter is statistically evaluated to detect anomalies under meal disturbances with known time	Sensor bias injection attack	Medtronic Virtual Patient (MVP) model (1 virtual subject) + PID controller	Qualitative evaluation
Turksoy et al. (2016) [102]	Anomaly-based (Data-driven model)	Non-linear first principle dynamic model with an unscented Kalmen filter. PCA and K-means clustering hired for fault detection	Faulty CGM measurements	Data from 51 subjects	Sensitivity: 84.2%; Average detection time: 2.8 min

Continued on next page

Reference	Category	Detection method	Threats Evaluated	Dataset	Performance metric
Olney et al. (2022) [99]	Anomaly-based (Data-driven model)	Non-linear autoregressive neural networks	Incorrect sampling of the target biosignal (sensor data)	DINAMO CGM dataset (9 human subjects) + FPGA	Average RMSE: Software: 0.428 Hardware: 0.455
Maity et al. (2023) [100]	Anomaly-based (Data-driven model)	Learn surrogate model for safety-certified actions using RNN, then periodically re-learn model coefficients to check deviation	Insulin cartridge problem	UVA/Padova 2018	Difference in model coefficient values: > 0.27
Rahmadika et al. (2023) [75]	Anomaly-based (Data-driven model)	BiLSTM and augments the security through integrating blockchain technology	Arbitrarily changing a feature value (increase or decrease 10% - 50%)	UVA/Padova 2008	Average RMSE: 1.3482 (5 timesteps), 1.9959 (7 timesteps), 2.6099 (9 timesteps)
Zhou et al. (2022) [101]	Anomaly-based (Data-driven model)	Extract the specification of unsafe control actions and add them as regularization terms in a semantic loss function	Designed small but malicious input perturbations for both sensor and commands	Glucosym simulator; UVA-Padova Simulator 2013	Robustness error: Reduce on average up to 54.2%
Meneghetti et al. (2018) [109]	Anomaly-based (Model free)	Local outlier factor and connectivity-based outlier factor AD methods	insulin pump failure(suspensions occurring at night for 6 hours)	UVA/Padova Type 1 Diabetic Simulator 2013	Precision: 75%; Recall 60%
Meneghetti et al. (2019) [106]	Anomaly-based (Model free)	Unsupervised anomaly detection with optimum feature set selection	Insulin pump faults	Padova/UVA T1D simulator 2018, 100 adults, 30 days	Histogram-based outline score: Sensitivity: 0.87 FPR: 0.08/day Isolation forest: Sensitivity: 0.85 FPR: 0.06/day
Meneghetti et al. (2022) [43]	Anomaly-based (Model free)	Unsupervised anomaly detection	Infusion site failure	Clinical dataset (N=20)	Sensitivity: 0.75 (15 out of 20); FPR: 0.08/day
Meneghetti et al. (2020) [57]	Anomaly-based (Model free)	Unsupervised multi-dimensional data-driven anomaly detection. Cut several start and end points to enlarge the difference between normal and abnormality	Suspension of insulin delivery	UVA/Padova T1D Simulator 2013; 7 patients, 1 month in free-living conditions	Recall: 80% Precision: >90%
Herrero et al. (2022) [108]	Anomaly-based (Model-free)	Detect whether CGM data belong to the individual using SVM binary classifier with 12 standard glycemic metrics at 24h, day, night, breakfast, lunch, and dinner	Reidentification	REPLACE-BG (NCT02258373), 226 adult, 6 month	Accuracy: $86.8\% \pm 0.16$; F1-score: 0.86 ± 0.16 (window length: 15 days)
Astillo et al. (2022) [71]	Anomaly-based (Data-driven and Model-free)	Deep learning-based anomaly detection system with federated learning	False sensor data	UVa/Padova simulator (2008)	Accuracy: 99.17%; F1-score: 99.16%
Judith et al. (2023) [105]	Anomaly-based (Model free)	PCA for feature reduction and multi-layer perceptron (MLP) for classification	Man-in-the-middle attacks	WUSTL-EHMS-2020 dataset	Sensitivity: 95.4% Specificity: 100%

5.2.1. Signature-based IDS

Signature-based IDS detect malicious activities by comparing real-time system behaviour against a database of known attack patterns. For example, Zhang et al. [5] detect malicious data transactions in AID systems by defining abnormal physical signal characteristics and behaviours of the underlying content. The patterns of replay and denial-of-service (DoS) were defined in [55] and computational, data integrity, and communication attacks were defined in [41]. For unintended failure detection, Howsmon et al.[80] hired patient-specific metrics to monitor infusion site failures and Baysal et al. [81] defined sets of rules for detecting pressure-induced sensor attenuations.

One key advantage of signature-based IDS is its lightweight computational overhead, making it well-suited for resource-constrained medical devices. However, it is ineffective against zero-day (unknown) attacks. Besides, updating signature databases in AID systems presents a challenge due to the stringent regulatory approval processes for medical devices. Despite these limitations, signature-based IDS can serve as a rapid first-line defence by filtering known threats efficiently and combining with other IDS capable of unknown attacks to offer more adaptive defences.

5.2.2. Specification-based IDS

Specification-based IDS identify malicious activities by comparing system behaviour to predefined rules or models that outline the expected operations of the device. Several studies have been conducted to improve formal specifications for AID systems, aiming to enhance precision and efficiency.

To mitigate the high resource demand of specification-based IDS for real-time performance requirements of AID systems control, Chen et al. [82] proposed a simplified multi-basal insulin infusion control model for verification, which addresses time-triggered jumps and merges flow pipes over the same time interval. Alshalalfah et al. [84] integrated statistical analysis with formal methods, employing statistical model checking to minimize exhaustive state exploration. Subsequently, they proposed a dynamic specification mining approach using Bayesian networks to refine rules, reducing computational load while maintaining detection accuracy [86]. Khan et al.[41] introduced a declarative property-based approach, specifying only the initial and final states rather than all intermediate states in a runtime monitor.

Rigid thresholds present another issue, as they may not adapt well to individual patient variability. Zhou et al. [83] tackled this by personalizing thresholds through adversarial training on fault-injected data, enabling

more precise monitoring. Beyond internal system states, unsafe AID systems operations can manifest as external abnormalities, such as repeated bolus requests or mismatches between insulin delivery and meal intake. Prematilake et al. [87] developed a rule-checking mechanism that monitors both extrinsic and internal states.

Ideal specification-based IDS are effective in defending against unknown attacks. However, constructing comprehensive rule sets to capture the complex and dynamic interactions within closed-loop insulin delivery systems and limiting computational overhead remain significant challenges in practice.

5.2.3. Anomaly-based IDS

Anomaly-based IDS identify deviations from expected data patterns to detect abnormal activities. These approaches are generally categorized into model-based and model-free methods.

Model-based approaches consider a T1D patient as a dynamic system, where the glucose concentration $g(t)$ is influenced by the insulin injection $i(t)$ and process disturbances $m(t)$ (e.g., meals and other patient activities). Intrusions are detected by comparing model prediction with observations. Based on the type of model, these approaches are further split into physiological model-based and data-driven model-based methods.

- **Physiological Model-based:** These methods utilize mathematical models to represent T1D patient profiles, often integrating predictors such as Kalman filters for state estimation. Early work by Vega-Hernandez et al. [89] leveraged Hovorka’s nonlinear predictive model [113], while Avila and Martínez [94] used Lehmann and Deutsch model combined with a stochastic process to detect insulin pump issues.

Several studies have focused on improving the prediction accuracy of these models. Tosun et al. [91] added sequential change detection mechanisms to prompt detection speed and proposed a KL-divergence bias-sensitive filter to improve the detection rate of constant bias injection attacks [93]. To distinguish unregistered meals that caused false alerts, they introduced an online meal estimator using χ^2 test with adaptive thresholds [50], which was later enhanced by including the statistical evaluation of prediction error [92]. A comparison of three nonlinear predictive filters for online drift detection in BG data was presented in [90].

The advantages of physiological model-based approaches include the use of expert knowledge, explainability, and a reduced requirement for extensive patient data. However, their accuracy is highly dependent on the quality of the underlying model.

- **Data-driven Model-based:** These approaches rely on learning glucose-insulin dynamics from collected data. Early methods primarily employed statistical or linear models to represent these dynamics. For example, multivariable statistical monitoring methods were used in [102] for detecting faults in glucose concentration values. Facchinetti et al. [95] proposed individualized linear models to improve glucose predictions at night, which Del Favero et al. [96] later expanded to cover day-long monitoring by incorporating meal effects. To distinguish between unannounced meal interference and pump malfunctions, they introduced two different sets of parameters in a personalized autoregressive moving average model [97]. This work was further enhanced by incorporating a comprehensive analysis of various statistical properties associated with the residuals [98].

In recent years, machine learning (ML) and deep learning (DL) methods have been applied to model glucose-insulin dynamics. For instance, Olney et al. [99] employed nonlinear autoregressive neural networks to detect and correct errors in CGM data, while Mahmud et al. [33] individualized this model to enhance prediction performance. Rahmadika et al. [75] developed a BiLSTM-based two-tier system for anomaly classification based on predictive deviations. Beyond modelling glucose-insulin dynamics, Maity et al. [100] proposed to model the system's operational characteristics and detect attacks by periodically relearning the model and comparing coefficients.

Though high detection accuracy is achieved with these models, they often lack explainability and may not perform well on out-of-distribution data. To address these limitations, Venugopalan et al. [59] suggested complementing ML-based models with personalised physiological models to enhance robustness. Zhou et al. [101] incorporated unsafe action specifications into the training process using semantic loss regularization. Building on this approach, they later introduced a data-driven hazard mitigation method that uses the desired sequence of recovery states to generate a corresponding sequence of control actions [103].

A key challenge faced by model-based IDS is that their performance heavily depends on the accuracy of the patient model. However, the model highly varies between patients and fluctuates over time [83]. Fixed models that do not account for these dynamic changes will struggle to maintain consistent performance over time. This underscores the need for personalised models that can continuously adapt to patients’ evolving physiological state to ensure reliable and effective anomaly detection.

Model-free anomaly detection methods leverage data-driven classification techniques to identify abnormal patterns without requiring a patient-specific physiological model. These methods are divided into supervised and unsupervised approaches based on the need for labelled abnormal data.

- **Supervised Learning:** These methods train classifiers on labelled datasets to recognise faulty or attacked data. Rojas et al. [104] mapped labelled data onto a feature map and defined boundaries for the “faulty” class, flagging patient glucose trends that enter this region. Judith et al. [105] employed an MLP model for classifying biometric data and network flow metrics. Despite their effectiveness, supervised methods face challenges due to the rarity and difficulty of obtaining labelled faulty or attacked data in the real world.
- **Unsupervised Learning:** To address the lack of labelled data, Meneghetti et al. [109] used 2 unsupervised anomaly detection methods: Local Outlier Factor and Connectivity-based Outlier Factor. Then they evaluated several unsupervised algorithms with feature selection techniques on simulated AID systems malfunction data [106]. Later, they extended this work to real patient data, enhancing the differentiation between normal and abnormal by adjusting the data segmentation [107]. Their follow-up study used a larger clinical dataset and adapted features for cases without meal announcements [43]. Herrero et al. [108] demonstrated that training a support vector machine to classify CGM data streams could accurately identify individual patient data. This method potentially aids in the detection of compromised data by reidentification.

While model-free methods bypass the need for profiling a physiological model, they still face challenges like managing false positives, optimizing feature selection, and handling distribution shifts to maintain effective anomaly detection in AID systems.

5.2.4. *Hybrid methods*

Hybrid methods combine various IDS approaches to enhance detection accuracy and robustness. For instance, Astillo et al. [110] merged model-based and model-free approaches, using deep learning models to forecast glucose levels and classify anomalies. They also incorporated outlier detection into specification rules to capture deviations in glucose data [34][85]. Venugopalan et al. [59] combined formal verification of critical system components with machine learning for insulin prediction, applying patient-specific safety thresholds. These approaches leverage the precision of specification-based or model-based methods and the adaptability of machine learning for more robust AID systems security.

5.3. *Control Strategies Assessment*

To prevent abnormal insulin delivery resulting from compromised CGM data, controller algorithms, or insulin administration, various defence strategies have been developed to evaluate and verify insulin dose control mechanisms. These strategies can be categorized into rule-based, data-driven, and hybrid approaches.

5.3.1. *Rule-based methods*

Rule-based methods compare insulin doses against predefined thresholds or patterns for anomaly detection. Khan et al. [41] used static threshold ranges to detect overdoses or underdoses, which, while effective for extreme deviations, fail to capture sophisticated attacks that account for patient variability. To improve this, Zhou et al. [83] introduced personalized thresholds and specific abnormal behaviours to align control actions with patient needs. However, this method detects anomalies after the patient’s physiological response to attack becomes apparent, leaving less or no time to prevent harm, especially in the case of underdosing, where adverse effects manifest more subtly.

5.3.2. *Data-driven methods*

Data-driven methods detect anomalies by predicting insulin doses using historical data, aiming to enhance timeliness and accuracy. Hei et al. [66] employed supervised learning to model normal infusion dosages and rates against time. However, their approach assumes rigid patient routines, limiting applicability, especially in pediatric cases. Levy-Loboda et al. [11] exploited more data sources such as the logs of the insulin pump, CGM

and relevant medical information. They simulated insulin dose manipulation attacks and mined temporal patterns to identify anomalies using Logistic Regression and Random Forest. However, their study focused only on nighttime basal injections, neglecting other activities like meals and bolus doses.

Comprehensive models integrating patient activities, meals, and physiological changes for accurate and robust profiling of insulin patterns remain challenging.

5.4. *Redundant Hardware or Software Components*

External defences employ redundant hardware or software components to detect abnormalities without adding computational strain to the medical device, allowing for independent updates without recertification. For hardware auxiliary components, Strydis et al. [60] designed an energy-efficient communication protocol that runs security functions separately from core medical operations, minimizing interference with the primary system. MedMon [6] utilized a USRP to intercept and analyze the signal and content features of remote controller commands. If abnormalities were detected, user authentication was required, thereby enhancing security. However, this approach demands fast computation speed and frequent user interaction. Panda et al. [88] integrated a wearable ECG sensor to detect anomalies by correlating ECG intervals with blood glucose levels, improving system robustness but facing challenges in accurately correlating data across varied patient conditions. For software auxiliary components, an additional safety layer for control algorithms has been proposed to preventing the controller from violating constraints adjusted with medical criteria [111]. A virtual auxiliary system with detection filters was introduced to identify replay cyberattacks [6].

While these external defences provide added protection without affecting device performance, they are vulnerable to initial compromise and can be combined with internal security measures for comprehensive AID systems protection.

6. Experiment Settings and Available Resources

Evaluating security systems for AID systems requires datasets that capture both the effects of cyberattacks on device functionality and the resulting physiological changes in patients. However, collecting such data through experiments is unpractical due to safety concerns. Besides, clinical data involv-

ing suspicious behaviour linked to cyberattacks is rare and difficult to label. These limitations often necessitate the use of simulation tools for testing and validating defence mechanisms. This section reviews evaluation methods and key experiment resources, including hardware, simulators, and datasets used in AID systems security research. The details of key experiment resources are provided in 10, which includes descriptions, sources, and relevant applications.

6.1. *Hardware Simulation*

Hardware simulations offer detailed insights into physical aspects such as communication, energy consumption and heat dissipation, which are crucial for assessing the real-world application of security measures. These simulations focus on evaluating system-level vulnerabilities and performance for defence at the communication and external levels, without involving human participants.

Commercialized diabetes medical devices are key resources for hardware simulation. These devices serve a dual purpose: demonstrating cybersecurity weaknesses and validating defence mechanisms. For example, Li et al. [12] and Marin et al. [48] showed that radio communications in commercial AID systems can be intercepted and compromised using a USRP. Conversely, Zhang et al. [5] used a USRP as the safety monitor for wireless AID systems transactions, and Lazaro et al. [70] tested a communication protocol by combining a commercial CGM, insulin pump, and control algorithm.

Some studies focus on improving the hardware or software of AID systems to enhance security and validate the efficiency of their methods. These studies often use more general and flexible hardware boards to replicate the system. For instance, Strydis et al. [60] used Biostator II, an ultra-low-power ASIC controller, to evaluate the energy efficiency in the proposed security communication protocol. Zhao et al. [79] simulated on an Arduino Uno-R3 microcontroller to assess a visible light access control channel. The Arduino platform was also employed for hardware-in-the-loop simulation to test controller algorithms [116] and simulate the responses of cyber-attacks [115] in AID systems. Prematilake et al. [87] implemented a safety-enhanced insulin pump system on the EFM32WG to monitor both external and internal states. Kim et al. [37] tested an AID systems-specific secure communication protocol using an Arduino Nano 33 for the insulin pump, an nRF52840 kit for the CGM, and a Galaxy S20 for the controller. Ahmed et al.[117] developed a hardware emulation platform using an ESP8266 kit to emulate faults,

Type	Resource Name	Description	Focus area	Availability	Usage in Research
Hardware simulation	Commercial diabetes medical products	Widely used hybrid closed-loop insulin delivery system or its components	Device functionality	Availability off-the-shelf	Identify cyber vulnerabilities in APS [12][48]; Evaluate cryptography and authentication [70]
	Universal Software Radio Peripheral (USRP) Biostator [114]	A software radio board that can intercept radio communications and generate wireless signals An ultra-low-power ASIC implementation of an AP controller	Wireless communication	off-the-shelf	Hijack APS [12][48]; Monitor wireless transactions[5]
	Microcontroller board	Simulate controller algorithms on board (e.g., Arduino Uno R3[79][115][116]; EFM32WG[87], Arduino Nano 33 kit , rRF32840 development kit, and Galaxy S20 with Android 13[37]; ESP8266 development kit [117]) An FDA-approved nonlinear simulator captures interpatient variability [119] Changes patient's physiology over time	Implant functionality	Open source	Evaluate the energy efficiency of security communication protocol[60]
	UVA/Padova 2008 [118] UVA/Padova 2013 [120]	Simulate controller algorithms on board (e.g., Arduino Uno R3[79][115][116]; EFM32WG[87], Arduino Nano 33 kit , rRF32840 development kit, and Galaxy S20 with Android 13[37]; ESP8266 development kit [117]) An FDA-approved nonlinear simulator captures interpatient variability [119] Changes patient's physiology over time	Integrated function	off-the-shelf	Incorporated visible light access control channel [79]; Implement rule check mechanisms [87]
T1D patient simulator	UVA/Padova 2018 [121]	Introduce intraday variability of insulin sensitivity, time-varying distributions of the patients' therapy parameters, and a "dawn" phenomenon model	In silico trials	Open source	Simulate attacked monitoring data and evaluate intrusion detection systems[95][96] [34][110][59]
	Glucosym [123]	Online simulator that allows different control algorithms to be integrated to test their efficiency with 10 real-world patient profiles	In silico trials	Licensed	Evaluated control algorithms[84]; Unsupervised anomaly detection [107]; Homomorphic encryption[77]; Supervised anomaly detection[117]
	Hybrid physiologically-based pharmacokinetic model[124] Mechronic Virtual Patient (MVP) model[126] Ackerman's Linear model [127] Bergman Minimal Model [128] Other Mathematical models for T1D [129] OpenAPS [130] Other control strategies [129]	Simulate the physiological response of a T1D patient considering recirculation dynamics Explicitly describe intraday variation in metabolic parameters Simulate glucose regulation system which is an abstraction of reality Describes the dynamics of the glucose uptake after an external stimulus in humans with a simplistic structure Providing a comprehensive overview of the modelling of the biological processes of APS Implements a controller component of APS in JavaScript Providing a comprehensive overview of available control strategies of APS	Closed-loop insulin delivery algorithms Closed-loop insulin delivery algorithms Simulate blood glucose control Simulate blood glucose control	Equations and parameters available Equations available Equations available [128] Equations available	Feature selection and evaluate unsupervised anomaly detection algorithms[122]; Early detection of unknown-unknowns attacks [100] Simulate attack and evaluate defence methods [55]
Controller algorithm	Closed-loop APS testbed [131] MATLAB Simulink model [133]	Made up of two APS simulators, UVA/Padova and Glucosym, and a fault injection engine Simulate a CGMS infusion pump for blood glucose regulation	APS simulation and faults data generation APS simulation	Open-source Open-source	Compare the performance of nonlinear filters in online drift detection of CGM[90][90][39] Simulate and detect replay attack[6] Evaluate homomorphic encryption [77]
	Hardware-in-the-Loop Simulation [115] Hardware-in-the-Loop Simulation [116] OpenHumans [134]	Simulation of AP using the Bergman Minimal Model (BMM) An low-cost HIL platform for testing control strategies for AP Collected by #OpenAPS project, donated by its users	APS simulation APS simulation	Open-source Open-source	Simulated the responses of template attack and DoS attack Simulated the PID and linear quadratic regulator (LQR) controllers
Datasets	JCHR - DCLP3 [135]	An international diabetes closed-loop trial dataset recorded 6-months from clinical trials with 168 patients	BG reading, device function, patient activity	Apply for access	
	DINAMO [136]	20 healthy subjects and 9 patients with type-1 diabetes in real life conditions.	BG readings, insulin doses, and other relevant data ECG, breathing, glucose level and annotated food pictures	Publicly-available	Test the simulation performance of APS testbed [131] Evaluating glucose prediction model [137][99]
	DIACARDIA diabetic dataset[138] REPLACE-BG dataset[139]	A diabetic patient database to study cardiovascular autonomic neuropathy (CAN) CGM data and self-monitoring blood glucose of 226 adult participants with T1D for 26 weeks	stress ECG is presented BG data	Publicly-available Publicly-available	Study the correlation of ECG intervals with blood glucose levels [88] Re-identify CGM data[108]
	Ohio T1DM Dataset [140] WUSTL-EHMS-2020 dataset [144]	8 weeks' worth of continuous glucose monitoring, insulin, physiological sensor, and self-reported life event data for each of 12 people with type 1 diabetes Collects both the network flow metrics and patients' biometrics, labelled as normal and attack instance	BG level prediction Network flow, biometrics	Publicly-available Publicly-available	Demonstrate the impact of adversarial inputs on the predictions of the targeted ML model [54] Detect man-in-the-middle attacks [105]

Table 10: Available resources and utilization in research.

attacks, and test countermeasures for evaluating closed-loop control systems.

In summary, by leveraging commercial medical devices and custom hardware setups, researchers can identify cybersecurity weaknesses and assess the real-world impact of security measures on AID systems performance.

6.2. Software Simulation

Software simulation, also known as *in silico* trials, plays a crucial role in evaluating closed-loop insulin delivery systems by mimicking patient responses to various controller strategies and potential cyberattacks. This approach enables researchers to simulate how attacks targeting CGM or insulin delivery commands affect the human body and assess the effectiveness of defence mechanisms at the intrusion detection and control strategies evaluation level.

Accurately simulating the human body’s response in closed-loop insulin delivery systems is crucial for effective pre-clinical testing. One widely used model is the Padova/UVA T1D simulator, an FDA-approved nonlinear simulator for pre-clinical testing [95][96][34][110][59]. It captures interpatient variability by simulating 100 virtual subjects covering children, adolescents, and adults with varying physiological profiles. Since its 2008 release[118], it has evolved to model patient physiology changes over time in 2013 [120] and included intraday insulin sensitivity variations, time-varying therapy parameters, and a ”dawn phenomenon” model in 2018 [121]. Another simulator named Glucosym supports online simulations with 10 real patient profiles, aiding attack simulations and defence evaluations [55].

In addition to these packed simulators, pharmacokinetic models provide a more flexible and transparent approach to simulating physiological responses. These models use mathematical equations and personalized parameters to model T1D patient physiology with greater clarity. For example, Bagade et al. [125] utilize a hybrid physiologically-based pharmacokinetic model [124] to assess the computational overhead of controller algorithms running as Android services. These models are also used in physiologic model-based intrusion detection systems to make predictions [90][50][39].

Controller algorithms are developed to decide insulin dose according to related data to keep the patient’s glucose level within a target range. Among these, OpenAID systems is a notable open-source algorithm that enables T1D patients to use basic AID systems technology for self-management [130]. Other widely used control strategies include Proportional-Integral-Derivative

(PID) controllers, Model Predictive Controllers (MPC), fuzzy logic controllers and other nonlinear control strategies. These algorithms provide diverse approaches to insulin management, offering various advantages in terms of responsiveness and adaptability, as detailed in [129], which provides a comprehensive overview of available AID systems control strategies.

To further enhance simulation, some studies integrate T1D patient simulators with controller algorithms to create closed-loop AID systems testbeds. For example, Zhou et al. [131] developed a closed-loop testbed incorporating the UVA/Padova simulator with Basal-Bolus and PID controllers and the Glucosym simulator with a PID-based OpenAID systems controller. They also provide a fault injection engine and a labelled dataset of simulated safe and hazardous records. Another available source is a MATLAB Simulink model testbed, which simulates and integrates a continuous glucose monitor, an insulin pump, and a PID controller [133]. These integrated testbeds facilitate a more convenient and thorough evaluation of AID systems security monitoring systems.

6.3. Real-world datasets

Real-world datasets are important resources for evaluating the effectiveness of cyberattack defence systems in automated insulin delivery systems. Although they often lack explicit attack data, they are valuable for assessing some specific functions like patient modelling and prediction and performance metrics of proposed security mechanisms.

Several datasets provide rich data for continuous glucose monitoring, both from free-living settings and clinical trials. Datasets like JCHR - DCLP3[135], REPLACE-BG [139], D1NAMO[136], and OhioT1DM Dataset [140] provide continuous glucose monitoring data that could be utilized for experiments involving glucose level prediction [99][137] and re-identification [108]. JCHR - DCLP3 dataset [135] was employed by Zhou et al. [131] to test the performance of their proposed AID systems simulation testbed, while Elnaway et al. [54] used the OhioT1DM Dataset [140] to assess the impact of adversarial inputs on machine learning model predictions.

In addition to glucose monitoring data, some datasets provide supplementary biometric and context information. For example, the DICARDIA dataset [138] contains ECG data, which Panda et al. [88] utilized to develop redundant safety monitors by analyzing the correlation between ECG intervals and blood glucose levels. The WUSTL-EHMS-2020 dataset [141], though

not diabetes-specific, offers network flow metrics and biometric data, proving useful for evaluating defence systems that monitor both biometrics and network anomalies, such as detecting man-in-the-middle attacks by Judith et al. [105]. The OpenHumans dataset [134], collected and shared by the OpenAID systems community, includes patient profiles, glucose levels, infusion doses, and ample activity records. Additionally, AID systems-faulty data, generated by the testbed described by Zhou et al.[131] comprises synthetic data from 17,640 closed-loop simulations, including both safe and hazardous data traces from 20 patient profiles, providing a comprehensive source for evaluating fault detection and reaction mechanisms.

7. Key Findings

7.1. RQ1: What potential attack vectors and risks do AID systems face?

The identified attack vectors in Table 5 primarily aim to compromise confidentiality to intercept patient private data or integrity and availability to impact normal insulin delivery, thereby endangering patient health.

Confidential attacks target the wireless communication between the continuous glucose monitor (CGM), controller, and insulin pump, as well as data storage platforms. Attacks on wireless communication will exploit the absence of standardized encryption, enabling eavesdropping using off-the-shelf radio interception toolkits. Notably, even patients themselves might attempt to intercept their data to gain enhanced control over their treatment.

Attacks on availability affect the system’s normal function. For instance, DoS attacks could disrupt transmissions, such as CGM sensor data or controller commands, or potentially drain the system’s battery by repeatedly sending requests. They may be executed by cyber-physical attacks, requiring a moderate level of knowledge regarding the relevant tools and communication protocols, without necessarily understanding the underlying control processes of the system.

As a closed-loop control system, the insulin dosage can also be manipulated by compromising the integrity of any component within the loop. This includes altering CGM sensor data, food state information, controller data, controller algorithms, controller commands, and the insulin pump driver. Replay attacks are easier to launch without requiring the knowledge of the communication protocol. Random data injection attacks and bias data injection attacks demand higher adversarial capabilities, as they involve reverse-engineering the communication protocol and fortifying the manipulated data

to be accepted by the system. Nevertheless, such attacks have been successfully carried out on commercial AID systems products [12][48].

A more refined attack method involves leveraging the knowledge of the system’s control process to manipulate the system into a harmful but acceptable state. Subtlety in this context can be interpreted from two perspectives. The first is personalised attacks, where a specific dosage may be harmless to the general population but can cause significant harm to individual patients under certain conditions. The second perspective relates to ML/DL models used in controller algorithms. These models, which are often black-box in nature, allow attacks that introduce slight changes in input data to make a significant impact on the model[53]. Such attacks require advanced knowledge of the patient and the system. However, it is possible to be obtained by intercepting private patient information. Detailed computational algorithms and model weights might be found in the product’s technical documentation or be estimated by intercepting input-output pairs.

7.2. RQ2: How do existing defence mechanisms address these risks?

Existing proposed mechanisms protect AID systems at different layers, as shown in Table 7.

The first layer focuses on securing communication to prevent data interception or manipulation. Techniques such as authentication, cryptography, and secure communication protocols can be employed to safeguard wireless communication channels from external interference. Another approach is to use proximity communication channels to avoid in-the-air communication, such as body-coupled communication or visible-light communication. In the future, there may also be innovations involving materials that control insulin injection via tubing [143].

The second layer involves the use of intrusion detection systems. At this stage, data or system functions may already have been compromised. IDS are deployed to monitor system activity and detect any predefined threats or deviations from normal behaviour. These methods can address known threats, unknown attacks that deviate from normal operations, and unusual data patterns.

The third layer involves assessing control strategies. In cases where an attacker has successfully altered data, control algorithms, or system configurations, this layer ensures that any insulin injection command issued accords with predefined thresholds or the patient’s normal injection patterns. This

layer acts as a final check to validate the accuracy and safety of the system’s operation before injection.

Redundant hardware or software functions as additional protection without being incorporated into the AID systems. This approach offers two main advantages. First, the protection model does not consume the system’s battery, memory, or computational resources. Second, since the protection model operates independently of the insulin infusion system, it does not require recertification. This allows for the faster application of security patches in response to new threats. These methods include using extra hardware or software to monitor communication traffic or content, as well as incorporating additional sensors to detect deviations.

7.3. RQ3: How practical and robust are these solutions in protecting AID systems from cybersecurity threats?

As outlined in Table 6, most threats have corresponding defence strategies that can be applied to protect AID systems. However, the effectiveness of these strategies in providing robust protection without exceeding resource requirements depends. Additionally, effective methods to defend against advanced process-aware attacks are lacking. Achieving robust and practical protection for AID systems requires consideration of several key factors:

1. Overall security: While current defence methods target specific threats and operate within different protection layers, a reliable and robust AID system solution should address all potential threats and respond to emergencies in a timely manner. Fully securing an AID system requires a comprehensive approach that integrates these layers.
2. Computational overhead: Despite many defence methods considering the computational overhead in design, the cumulative and combined overhead of the application has not been thoroughly evaluated. Certain techniques, such as homomorphic encryption and machine learning-based IDS, have significant computational demands on their own, which could impact the system’s overall performance when integrated into AID systems.
3. Dynamic analysis: Given that AID systems devices interact directly with the human body, the complexity of device functions, individual patient differences, and fluctuating health conditions make it difficult to define fixed behaviours for detecting malicious activity. Most defence

methods rely on fixed definitions or models that may not adapt to personalized features, evolving patient conditions, or changing attack vectors, which could impair their ability to maintain optimal performance over time.

4. Free-living use: Many defence strategies are based on unrealistic assumptions, such as patients adhering to a rigid routine, having a fixed injection pattern, being attacked only during specific times (e.g., at night), or not engaging in meals or exercise. These assumptions do not hold in the typical free-living context of AID systems use. Meal taking, physical activity, and other personal factors all affect glucose levels and insulin requirements. Failing to account for these variables may result in frequent false alarms or ineffective detection of threats.

8. Open Research Challenges and Future Directions

Recent advancements in the security of AID systems have bolstered their resilience, particularly in wireless communication, sensor data integrity, and control mechanisms. However, the pursuit of highly reliable and secure AID systems continues to still face several significant challenges, many of which remain unresolved.

8.1. Resource Constraints in Wearable AID systems Devices

AID systems devices are inherently limited in terms of processing power, memory, and battery life, making the integration of resource-intensive security measures particularly challenging. Many defence mechanisms research only tested risk identification performance in silico data without considering resource consumption. Implementing such advanced security features will introduce computational burdens that can compromise the performance and functionality of AID systems. Balancing security performance with the system's limited resources is a pressing concern, especially as AID systems must remain lightweight enough to be wearable and function effectively without draining power or degrading response time.

8.2. Variability Across Patients

A major challenge in securing AID systems lies in the significant variability between patients, both within and across different individuals (intra- and inter-patient variability). Each patient's physiological responses, lifestyle, and treatment regimen are unique, making it difficult to develop universal

security models that adapt to these personalized characteristics. Personalized cyberattacks targeting these patient-specific variabilities pose a considerable threat, and current security systems are often rigid, failing to accommodate such nuances. Future AID systems security models need to dynamically account for patient heterogeneity, while still offering robust protection against diverse cyber threats.

8.3. Escalating Complexity of Cyberattacks

The evolving nature of cyberattacks presents another formidable challenge for AID systems security. Attackers frequently develop sophisticated, multi-vector strategies that can exploit multiple vulnerabilities in the system, from wireless communication protocols to insulin control algorithms. While existing defences often focus on countering specific attack types and assume other parts are intact, these solutions will fall short when faced with multi-faceted or cross-layer attacks that target different components of AID systems simultaneously. Future defence systems must be capable of addressing these complex and hybrid attack vectors.

8.4. Comprehensive Modelling of Insulin Infusion Patterns

Accurately predicting insulin needs remains a challenge, particularly in response to dynamic physiological states such as meal intake, physical activity, and stress. Current insulin infusion models struggle to account for the full range of variables affecting glucose levels. There is a need for comprehensive models that integrate real-time data to predict and adapt to patient-specific insulin requirements. Improving the accuracy of these models not only facilitates the development of fully closed-loop insulin control systems but also plays a critical role in defending against cyberattacks that manipulate injected doses within insulin delivery systems.

8.5. Standardization of AID systems Cybersecurity Frameworks

One of the most critical gAID systems in AID systems security is the lack of standardized frameworks for assessing the conformity and robustness of cybersecurity implementations. Manufacturers, regulators, and health-care providers need to collaborate on establishing uniform standards to ensure that all AID systems devices undergo rigorous security testing. These standards should provide confidence in the device's ability to autonomously detect and respond to threats in real time. Developing a standardized assessment framework would enable consistent evaluation of AID systems' security, propelling the development of highly reliable medical devices.

8.6. *Trustworthy Defense Mechanisms*

While securing AID systems is crucial, equally important is ensuring that these defence mechanisms are explainable and preserve patient privacy. Recent data-driven cybersecurity solutions often operate as black boxes offering little to no insight into how decisions are made, making it difficult for users or healthcare professionals to interpret or intervene. Furthermore, the collaborative nature of future AID systems networks—where data is shared between devices to improve security—presents additional privacy concerns. Effective knowledge sharing without breaching patient confidentiality remains a delicate balance, especially when dealing with sensitive patient data.

9. Conclusion

This review has provided a comprehensive analysis of the current state of AID systems security, exploring existing attack vectors, defence mechanisms, and available research resources such as simulators and real-world datasets. Several critical challenges were highlighted for the need for further investigation. In conclusion, while substantial progress has been made in securing AID systems, continued innovation is required to develop adaptive, resource-efficient, and patient-centric defence mechanisms. The path forward demands collaborative efforts from researchers, manufacturers, regulators, and healthcare providers to establish standardized frameworks and ensure that AID systems are effective and secure in protecting patients from evolving cyber threats. By addressing these challenges, AID systems can be trusted and widely adopted by diabetes patients to improve their quality of life, while maintaining the highest standards of safety and security.

Acknowledgment

This work was supported in part by the Ministry of Education, Singapore, under its Academic Research Fund Tier 2, under Grant MOE-T2EP20121-0008.

Declaration of generative AI and AI-assisted technologies in the writing process

During the preparation of this work the author(s) used ChatGPT in order to improve the readability and language of the manuscript. After using this

tool/service, the author(s) reviewed and edited the content as needed and take(s) full responsibility for the content of the published article.

References

- [1] I. D. Federation, Type 1 diabetes, Available at <https://idf.org/about-diabetes/type-1-diabetes/> (2024/10/21).
- [2] G. I. f. Q. InformedHealth.org [Internet]. Cologne, E. in Health Care (IQWiG), Type 1 diabetes: Learn more – hyperglycemia and hypoglycemia in type 1 diabetes. [updated 2021 dec 8], Available at <https://www.ncbi.nlm.nih.gov/books/NBK279340/> (2024/11/06).
- [3] J. L. Sherr, L. Heinemann, G. A. Fleming, R. M. Bergenstal, D. Bruttomesso, H. Hanaire, R. W. Holl, J. R. Petrie, A. L. Peters, M. Evans, Automated insulin delivery: benefits, challenges, and recommendations. a consensus report of the joint diabetes technology working group of the european association for the study of diabetes and the american diabetes association, *Diabetes Care* 45 (12) (2022) 3058–3074.
- [4] O. J. Collyns, R. A. Meier, Z. L. Betts, D. S. Chan, C. Frampton, C. M. Frewen, N. M. Hewapathirana, S. D. Jones, A. Roy, B. Grosman, et al., Improved glycemic outcomes with medtronic minimed advanced hybrid closed-loop delivery: results from a randomized crossover trial comparing automated insulin delivery with predictive low glucose suspend in people with type 1 diabetes, *Diabetes Care* 44 (4) (2021) 969–975.
- [5] M. Zhang, A. Raghunathan, N. K. Jha, Medmon: Securing medical devices through wireless monitoring and anomaly detection, *IEEE Transactions on Biomedical Circuits and Systems* 7 (6) (2013) 871–881.
- [6] R. Nozaripour, K. Khorasani, Replay cyberattack detection in an iot-based healthcare system using rfid sensors, in: 2023 IEEE 13th International Conference on RFID Technology and Applications (RFID-TA), IEEE, 2023, pp. 95–98.
- [7] IMARC, Artificial pancreas device systems (apds) market report by device type (threshold suspend device systems, control-to-range systems, control-to-target systems), treatment type (bi-hormonal, insulin only, hybrid), end-user (hospitals, medical centres, and others), and region 2024-2032, Tech. rep., Brooklyn, NY, USA (2023).

- [8] K. Kölle, A. L. Fougner, M. A. Lundteigen, S. M. Carlsen, R. Ellingsen, Ø. Stavadahl, Risk analysis for the design of a safe artificial pancreas control system, *Health and Technology* 9 (2019) 311–328.
- [9] R. Kaur, S. Shahrestani, C. Ruan, Security and privacy of wearable wireless sensors in healthcare: A systematic review, *Computer Networks and Communications* (2024) 24–48.
- [10] I. Medtronic, Minimed™ 508 insulin pump and minimed™ paradigm™ series insulin pumps - cybersecurity concerns, Available at <https://www.medtronicdiabetes.com/customer-support/product-and-service-updates/notice20-letter> (2025/2/24).
- [11] T. Levy-Loboda, E. Sheetrit, I. F. Liberty, A. Haim, N. Nissim, Personalized insulin dose manipulation attack and its detection using interval-based temporal patterns and machine learning algorithms, *Journal of Biomedical Informatics* 132 (2022) 104129.
- [12] C. Li, A. Raghunathan, N. K. Jha, Hijacking an insulin pump: Security attacks and defenses for a diabetes therapy system, in: 2011 IEEE 13th international conference on e-health networking, applications and services, IEEE, 2011, pp. 150–156.
- [13] D. Cooke, K. Garcia, A. Guzman, L. Kim, B. Mesia, J. Palmer, S. Shields, M. Zanussi, L. Babinkostova, M. Scheepers, et al., Vulnerabilities of the artificial pancreas system and proposed cryptographic solutions (2020).
- [14] U. S. Food and Drug Administration, Fda warns patients and health care providers about potential cybersecurity concerns with certain medtronic insulin pumps, Available at <https://www.fda.gov/news-events/press-announcements/fda-warns-patients-and-health-care-providers-about-potential-cybersecurity-c> (2024/11/07).
- [15] J. Salwen, Minimed™ 508 insulin pump and minimed™ paradigm™ series insulin pumps - cybersecurity concerns, Available at <https://www.medtronicdiabetes.com/customer-support/product-and-service-updates/notice20-letter> (2024/11/07).

- [16] D. C. Klonoff, Cybersecurity for connected diabetes devices, *Journal of diabetes science and technology* 9 (5) (2015) 1143–1147.
- [17] D. T. O’Keeffe, S. Maraka, A. Basu, P. Keith-Hynes, Y. C. Kudva, Cybersecurity in artificial pancreas experiments, *Diabetes technology & therapeutics* 17 (9) (2015) 664–666.
- [18] H. Blauw, P. Keith-Hynes, R. Koops, J. H. DeVries, A review of safety and design requirements of the artificial pancreas, *Annals of biomedical engineering* 44 (11) (2016) 3158–3172.
- [19] C. M. Ramkissoon, B. Aufderheide, B. W. Bequette, J. Vehí, A review of safety and hazards associated with the artificial pancreas, *IEEE reviews in biomedical engineering* 10 (2017) 44–62.
- [20] B. Thompson, M. Leighton, M. Korytkowski, C. B. Cook, An overview of safety issues on use of insulin pumps and continuous glucose monitoring systems in the hospital, *Current Diabetes Reports* 18 (2018) 1–8.
- [21] A. Quintal, V. Messier, R. Rabasa-Lhoret, E. Racine, A critical review and analysis of ethical issues associated with the artificial pancreas, *Diabetes & metabolism* 45 (1) (2019) 1–10.
- [22] J. Singh, N. Abd Rahman, Iomt: A review of open aps system security for type 1 diabetes mellitus, *Int. J. Curr. Res. Rev* 12 (2020) 17.
- [23] A. Wirth, Cybersecurity in the diabetes care ecosystem, in: *Diabetes Digital Health and Telehealth*, Elsevier, 2022, pp. 51–60.
- [24] M. H. Alalfi, J. R. Cordy, et al., A survey on the verification and validation of artificial pancreas software systems, in: *2024 IEEE International Conference on Software Testing, Verification and Validation Workshops (ICSTW)*, IEEE, 2024, pp. 1–9.
- [25] J. Kapadia, The failure of automated insulin delivery system, Ph.D. thesis, University of Illinois at Chicago (2024).
- [26] J. B. Awotunde, R. G. Jimoh, S. O. Folorunso, E. A. Adeniyi, K. M. Abiodun, O. O. Banjo, Privacy and security concerns in iot-based

- healthcare systems, in: The fusion of internet of things, artificial intelligence, and cloud computing in health care, Springer, 2021, pp. 105–134.
- [27] A. López Martínez, M. Gil Pérez, A. Ruiz-Martínez, A comprehensive review of the state-of-the-art on security and privacy issues in healthcare, *ACM Computing Surveys* 55 (12) (2023) 1–38.
- [28] S. S. Kanderian, S. Weinzimer, G. Voskanyan, G. M. Steil, Identification of intraday metabolic profiles during closed-loop glucose control in individuals with type 1 diabetes (2009).
- [29] S. B. Weber, S. Stein, M. Pilgermann, T. Schrader, Attack detection for medical cyber-physical systems—a systematic literature review, *IEEE Access* 11 (2023) 41796–41815.
- [30] M. L. Hernandez-Jaimes, A. Martinez-Cruz, K. A. Ramírez-Gutiérrez, C. Feregrino-Uribe, Artificial intelligence for iomt security: A review of intrusion detection systems, attacks, datasets and cloud-fog-edge architectures, *Internet of Things* (2023) 100887.
- [31] B. Kale, S. Aworo, C. Anyangwu, Cyber-attacks on digital infrastructures in healthcare: The secured approach (12 2022).
- [32] M. J. Page, J. E. McKenzie, P. M. Bossuyt, I. Boutron, T. C. Hoffmann, C. D. Mulrow, L. Shamseer, J. M. Tetzlaff, E. A. Akl, S. E. Brennan, R. Chou, J. Glanville, J. M. Grimshaw, A. Hróbjartsson, M. M. Lalu, T. Li, E. W. Loder, E. Mayo-Wilson, S. McDonald, L. A. McGuinness, L. A. Stewart, J. Thomas, A. C. Tricco, V. A. Welch, P. Whiting, D. Moher, The prisma 2020 statement: an updated guideline for reporting systematic reviews, *BMJ* 372 (2021). [arXiv:https://www.bmj.com/content/372/bmj.n71.full.pdf](https://www.bmj.com/content/372/bmj.n71.full.pdf), doi:10.1136/bmj.n71. URL <https://www.bmj.com/content/372/bmj.n71>
- [33] S. Mahmud, F. Zareen, B. Olney, R. Karam, Enhancing the reliability of closed-loop medical systems with real-time biosignal modeling, *Journal of Hardware and Systems Security* (2024) 1–13.
- [34] P. V. Astillo, J. Jeong, W.-C. Chien, B. Kim, J. Jang, I. You, Smdaps: A specification-based misbehavior detection system for implantable de-

- vices in artificial pancreas system, *Journal of Internet Technology* 22 (1) (2021) 1–11.
- [35] R. Hovorka, Closed-loop insulin delivery: from bench to clinical practice, *Nature Reviews Endocrinology* 7 (7) (2011) 385–395.
- [36] S. Templer, Closed-loop insulin delivery systems: past, present, and future directions, *Frontiers in Endocrinology* 13 (2022) 919942.
- [37] J. Kim, J. Oh, D. Son, H. Kwon, P. V. Astillo, I. You, Apsec1. 0: innovative security protocol design with formal security analysis for the artificial pancreas system, *Sensors* 23 (12) (2023) 5501.
- [38] D. G. Duguma, P. V. Astillo, Y. E. Gebremariam, B. Kim, I. You, Comparative analysis of bluetooth le and edhoc for potential security protocol in artificial pancreas system, in: *International Symposium on Mobile Internet Security*, Springer, 2021, pp. 30–43.
- [39] F. E. Tosun, A. Teixeira, A. Ahlén, S. Dey, Detection of bias injection attacks on the glucose sensor in the artificial pancreas under meal disturbance, in: *2022 American Control Conference (ACC)*, IEEE, 2022, pp. 1398–1405.
- [40] G. Stergiopoulos, P. Kotzanikolaou, C. Konstantinou, A. Tsoukalis, Process-aware attacks on medication control of type-i diabetics using infusion pumps, *IEEE Systems Journal* 17 (2) (2023) 1831–1842.
- [41] M. T. Khan, M. Pinzger, D. Serpanos, H. Shrobe, Runtime protection of real-time critical control applications against known threats, *IEEE Design & Test* 37 (6) (2020) 88–95.
- [42] A. Darki, M. Faloutsos, Riotman: a systematic analysis of iot malware behavior, in: *Proceedings of the 16th International Conference on emerging Networking EXperiments and Technologies*, 2020, pp. 169–182.
- [43] L. Meneghetti, E. Dassau, F. J. Doyle III, S. Del Favero, Machine learning-based anomaly detection algorithms to alert patients using sensor augmented pump of infusion site failures, *Journal of Diabetes Science and Technology* 16 (3) (2022) 641–648.

- [44] Medtronic-HCP, Minimed™ 780g system changing the extended, Available at https://hcp.medtronic-diabetes.com.au/sites/default/files/changing_the_extendedtm_infusion_set_with_mm780g_quick_reference_guide.pdf (2024/11/07).
- [45] U. F. . D. Administration, Cybersecurity in medical devices: Quality system considerations and content of premarket submissions. guidance for industry and food and drug administration staff, Available at <https://www.fda.gov/media/119933/download> (2024/11/07).
- [46] K. R. Ludvigsen, The role of cybersecurity in medical devices regulation: Future considerations and solutions, *Law, Tech. & Hum.* 5 (2023) 59.
- [47] D. C. Klonoff, D. N. Kleidermacher, Now is the time for a cybersecurity standard for connected diabetes devices (2016).
- [48] E. Marin, D. Singelée, B. Yang, I. Verbauwhede, B. Preneel, On the feasibility of cryptography for a wireless insulin pump system, in: *Proceedings of the Sixth ACM Conference on Data and Application Security and Privacy*, 2016, pp. 113–120.
- [49] I. Medtronic, Urgent field safety notification of minimed™ remote controller (mmt-500 or mmt-503), Available at <https://asiapac.medtronic.com/content/dam/medtronic-com/products/product-performance/documents/minimed-remote-controller-safety-notification-letter-aug-2018.pdf> (2025/2/24).
- [50] F. E. Tosun, A. Teixeira, A. Ahlén, S. Dey, Detection of bias injection attacks on the glucose sensor in the artificial pancreas under meal disturbance, in: *2022 American Control Conference (ACC)*, IEEE, 2022, pp. 1398–1405.
- [51] T. M. Alanzi, W. Alzahrani, M. Almoraikhi, A. Algannas, M. Alghamdi, L. Alzahrani, R. Abutaleb, R. B. Dughaish, N. Alotibi, S. Alkhalifah, et al., Adoption of wearable insulin biosensors for diabetes management: A cross-sectional study, *Cureus* 15 (12) (2023).

- [52] F. Khorrami, P. Krishnamurthy, R. Karri, Cybersecurity for control systems: A process-aware perspective, *IEEE Design & Test* 33 (5) (2016) 75–83. doi:10.1109/MDAT.2016.2594178.
- [53] P. Chang, V. Krish, A. Rahmati, Security analysis of rl-based artificial pancreas systems, in: *Proceedings of the 2024 Workshop on Cybersecurity in Healthcare*, 2023, pp. 69–76.
- [54] M. Elnawawy, M. Hallajiyani, G. Mitra, S. Iqbal, K. Pattabiraman, Systematically assessing the security risks of ai/ml-enabled connected healthcare systems, *arXiv preprint arXiv:2401.17136* (2024).
- [55] M. Walenda, A. Lektorov, S. Saxena, S. Bhatia, N. Kumar, Secap: Security analysis of the artificial pancreas, in: *2023 International Conference on Computing, Communication, and Intelligent Systems (ICCCIS)*, IEEE, 2023, pp. 1092–1099.
- [56] A. Kashyap, S. M. Iqbal, K. Pattabiraman, M. Seltzer, Relusyn: Synthesizing stealthy attacks for deep neural network based cyber-physical systems, *arXiv preprint arXiv:2105.10393* (2021).
- [57] L. Reverberi, D. Oswald, Breaking (and fixing) a widely used continuous glucose monitoring system, in: *11th USENIX Workshop on Offensive Technologies (WOOT 17)*, 2017.
- [58] Y. Park, Y. Son, H. Shin, D. Kim, Y. Kim, This ain't your dose: Sensor spoofing attack on medical infusion pump, in: *10th USENIX workshop on offensive technologies (WOOT 16)*, 2016.
- [59] H. Venugopalan, S. M. A. Vijayanand, C. Stanford, S. Crossen, S. T. King, Glucos: Security, correctness, and simplicity for automated insulin delivery, *arXiv preprint arXiv:2406.18262* (2024).
- [60] C. Strydis, R. M. Seepers, P. Peris-Lopez, D. Siskos, I. Sourdis, A system architecture, processor, and communication protocol for secure implants, *ACM Transactions on Architecture and Code Optimization (TACO)* 10 (4) (2013) 1–23.
- [61] T.-G. Braham, S. Butakov, R. Ruhl, Reference security architecture for body area networks in healthcare applications, in: *2018 International Conference on Platform Technology and Service (PlatCon)*, IEEE, 2018, pp. 1–6.

- [62] A. Parmar, Hacker shows off vulnerabilities of wireless insulin pumps, MedCity News (2012).
- [63] A. Teixeira, K. C. Sou, H. Sandberg, K. H. Johansson, Secure control systems: A quantitative risk management approach, *IEEE Control Systems Magazine* 35 (1) (2015) 24–45.
- [64] J. Hedengren, Blood glucose regulation in a type-i diabetic in simulink, Available at <https://www.mathworks.com/matlabcentral/fileexchange/48019-blood-glucose-regulation-in-a-type-i-diabetic-in-simulink> (2024/11/05).
- [65] M. R. Aliabadi, M. V. Asl, R. Ghavamizadeh, Artinali++: Multi-dimensional specification mining for complex cyber-physical system security, *Journal of Systems and Software* 180 (2021) 111016.
- [66] X. Hei, X. Du, S. Lin, I. Lee, O. Sokolsky, Patient infusion pattern based access control schemes for wireless insulin pump system, *IEEE Transactions on Parallel and Distributed Systems* 26 (11) (2014) 3108–3121.
- [67] P. G. Jacobs, P. Herrero, A. Facchinetti, J. Vehi, B. Kovatchev, M. Breton, A. Cinar, K. Nikita, F. Doyle, J. Bondia, et al., Artificial intelligence and machine learning for improving glycemic control in diabetes: best practices, pitfalls and opportunities, *IEEE reviews in biomedical engineering* (2023).
- [68] I. Fox, J. Lee, R. Pop-Busui, J. Wiens, Deep reinforcement learning for closed-loop blood glucose control, in: *Machine Learning for Healthcare Conference*, PMLR, 2020, pp. 508–536.
- [69] P. Chang, V. Krish, A. Rahmati, Security analysis of rl-based artificial pancreas systems, in: *Proceedings of the 2024 Workshop on Cybersecurity in Healthcare*, 2023, pp. 69–76.
- [70] C. Lazaro, E. Oruklu, A. Cinar, Security challenges and solutions for closed-loop artificial pancreas systems, in: *2017 IEEE 60th International Midwest Symposium on Circuits and Systems (MWSCAS)*, IEEE, 2017, pp. 1097–1100.

- [71] G. Zheng, W. Yang, C. Valli, R. Shankaran, H. Abbas, G. Zhang, G. Fang, J. Chaudhry, L. Qiao, Fingerprint access control for wireless insulin pump systems using cancelable delaunay triangulations, *IEEE Access* 7 (2019) 75629–75641.
- [72] Y. Ping, B. Hao, X. Hei, Y. Tu, X. Du, J. Wu, Feature fusion and voiceprint-based access control for wireless insulin pump systems, *IEEE Access* 7 (2019) 121286–121302.
- [73] W. Wang, Q. Chen, Z. Yin, G. Srivastava, T. R. Gadekallu, F. Alsolami, C. Su, Blockchain and puf-based lightweight authentication protocol for wireless medical sensor networks, *IEEE Internet of Things Journal* 9 (11) (2021) 8883–8891.
- [74] A. M. Joshi, P. Jain, S. P. Mohanty, iglu 3.0: A secure noninvasive glucometer and automatic insulin delivery system in iomt, *IEEE Transactions on Consumer Electronics* 68 (1) (2022) 14–22.
- [75] S. Rahmadika, P. V. Astillo, G. Choudhary, D. G. Duguma, V. Sharma, I. You, Blockchain-based privacy preservation scheme for misbehavior detection in lightweight iomt devices, *IEEE Journal of Biomedical and Health Informatics* 27 (2) (2022) 710–721.
- [76] E. Marin, D. Singelée, B. Yang, I. Verbauwhede, B. Preneel, On the feasibility of cryptography for a wireless insulin pump system, in: *Proceedings of the Sixth ACM Conference on Data and Application Security and Privacy*, 2016, pp. 113–120.
- [77] H. Weng, C. Hettiarachchi, C. Nolan, H. Suominen, A. Lenskiy, Ensuring security of artificial pancreas device system using homomorphic encryption, *Biomedical Signal Processing and Control* 79 (2023) 104044.
- [78] H. Kwon, Y. Park, J. Kim, I. You, Implementation and evaluation of mutual authentication protocol for artificial pancreas system, *Research Briefs on Information and Communication Technology Evolution* 10 (2024) 30–35. doi:10.56801/rebicte.v10i.186.
URL <https://rebicte.org/index.php/rebicte/article/view/186>
- [79] J. Zhao, K. Kong, X. Hei, Y. Tu, X. Du, A visible light channel based access control scheme for wireless insulin pump systems, in: *2018 IEEE*

- international conference on communications (ICC), IEEE, 2018, pp. 1–6.
- [80] D. P. Howsmon, N. Baysal, B. A. Buckingham, G. P. Forlenza, T. T. Ly, D. M. Maahs, T. Marcal, L. Towers, E. Mauritzen, S. Deshpande, et al., Real-time detection of infusion site failures in a closed-loop artificial pancreas, *Journal of Diabetes Science and Technology* 12 (3) (2018) 599–607.
- [81] N. Baysal, F. Cameron, B. A. Buckingham, D. M. Wilson, H. P. Chase, D. M. Maahs, B. W. Bequette, I. H. C.-L. S. G. (IHCL), A novel method to detect pressure-induced sensor attenuations (pisa) in an artificial pancreas, *Journal of diabetes science and technology* 8 (6) (2014) 1091–1096.
- [82] X. Chen, S. Dutta, S. Sankaranarayanan, Formal verification of a multi-basal insulin infusion control model., in: *Arch@ cpsweek*, 2017, pp. 75–91.
- [83] X. Zhou, B. Ahmed, J. H. Aylor, P. Asare, H. Alemzadeh, Data-driven design of context-aware monitors for hazard prediction in artificial pancreas systems, in: *2021 51st Annual IEEE/IFIP International Conference on Dependable Systems and Networks (DSN)*, IEEE, 2021, pp. 484–496.
- [84] A.-L. Alshalalfah, G. B. Hamad, O. A. Mohamed, Towards system level security analysis of artificial pancreas via uppaal-smc, in: *2019 IEEE International Symposium on Circuits and Systems (ISCAS)*, IEEE, 2019, pp. 1–5.
- [85] P. V. Astillo, G. Choudhary, D. G. Duguma, J. Kim, I. You, Trmaps: Trust management in specification-based misbehavior detection system for imd-enabled artificial pancreas system, *IEEE Journal of Biomedical and Health Informatics* 25 (10) (2021) 3763–3775.
- [86] M. R. Aliabadi, M. Seltzer, M. V. Asl, R. Ghavamizadeh, Artinali#: An efficient intrusion detection technique for resource-constrained cyber-physical systems, *International Journal of Critical Infrastructure Protection* 33 (2021) 100430.

- [87] M. Prematilake, Y. Kim, V. Raghunathan, A. Raghunathan, N. K. Jha, Hw/sw framework for improving the safety of implantable and wearable medical devices, arXiv preprint arXiv:2103.01781 (2021).
- [88] A. Panda, S. Pinisetty, P. Roop, A secure insulin infusion system using verification monitors, in: Proceedings of the 19th ACM-IEEE International Conference on Formal Methods and Models for System Design, 2021, pp. 56–65.
- [89] O. Vega-Hernandez, F. Campos-Cornejo, D. Campos-Delgado, D. Espinoza-Trejo, Increasing security in an artificial pancreas: diagnosis of actuator faults, in: 2009 Pan American Health Care Exchanges, IEEE, 2009, pp. 137–142.
- [90] Z. Mahmoudi, S. L. Wendt, D. Boiroux, M. Hagdrup, K. Nørgaard, N. K. Poulsen, H. Madsen, J. B. Jørgensen, Comparison of three non-linear filters for fault detection in continuous glucose monitors, in: 2016 38th Annual International Conference of the IEEE Engineering in Medicine and Biology Society (EMBC), IEEE, 2016, pp. 3507–3510.
- [91] F. E. Tosun, A. Teixeira, Robust sequential detection of non-stealthy sensor deception attacks in an artificial pancreas system, in: 2023 62nd IEEE Conference on Decision and Control (CDC), IEEE, 2023, pp. 2827–2832.
- [92] F. E. Tosun, A. Teixeira, A. Ahlén, S. Dey, Detection of bias injection attacks on the glucose sensor in the artificial pancreas under meal disturbance, in: 2022 American Control Conference (ACC), IEEE, 2022, pp. 1398–1405.
- [93] F. E. Tosun, A. Teixeira, A. Ahlén, S. Dey, Kullback–leibler divergence-based tuning of kalman filter for bias injection attacks in an artificial pancreas system, IFAC-PapersOnLine 58 (4) (2024) 508–513.
- [94] L. Avila, E. Martínez, An active inference approach to on-line agent monitoring in safety-critical systems, Advanced Engineering Informatics 29 (4) (2015) 1083–1095.
- [95] A. Facchinetti, S. Favero, G. Sparacino, C. Cobelli, An online failure detection method of the glucose sensor-insulin pump system: im-

- proved overnight safety of type-1 diabetic subjects, *IEEE Transactions on Biomedical Engineering* 60 (2) (2012) 406–416.
- [96] S. Del Favero, M. Monaro, A. Facchinetti, A. Tagliavini, G. Sparacino, C. Cobelli, Real-time detection of glucose sensor and insulin pump faults in an artificial pancreas., *IFAC Proceedings Volumes* 47 (3) (2014) 1941–1946.
- [97] L. Meneghetti, A. Facchinetti, S. Del Favero, Model-based detection and classification of insulin pump faults and missed meal announcements in artificial pancreas systems for type 1 diabetes therapy, *IEEE Transactions on Biomedical Engineering* 68 (1) (2020) 170–180.
- [98] E. Manzoni, M. Rampazzo, A. Facchinetti, G. Sparacino, S. Del Favero, Monitoring statistical properties of kalman filter residuals in an artificial pancreas to detect overnight pump malfunctions causing insulin suspension, *Control Engineering Practice* 141 (2023) 105673.
- [99] B. Olney, S. Mahmud, R. Karam, Efficient nonlinear autoregressive neural network architecture for real-time biomedical applications, in: *2022 IEEE 4th International Conference on Artificial Intelligence Circuits and Systems (AICAS)*, IEEE, 2022, pp. 411–414.
- [100] A. Maity, A. Banerjee, S. K. Gupta, Detection of unknown-unknowns in human-in-loop human-in-plant systems using physics guided process models, in: *2023 57th Asilomar Conference on Signals, Systems, and Computers*, IEEE, 2023, pp. 1500–1504.
- [101] X. Zhou, M. Kouzel, H. Alemzadeh, Robustness testing of data and knowledge driven anomaly detection in cyber-physical systems, in: *2022 52nd Annual IEEE/IFIP International Conference on Dependable Systems and Networks Workshops (DSN-W)*, IEEE, 2022, pp. 44–51.
- [102] K. Turksoy, A. Roy, A. Cinar, Real-time model-based fault detection of continuous glucose sensor measurements, *IEEE Transactions on Biomedical Engineering* 64 (7) (2016) 1437–1445.
- [103] X. Zhou, M. Kouzel, C. Smith, H. Alemzadeh, Knowsafe: Combined knowledge and data driven hazard mitigation in artificial pancreas systems, *arXiv preprint arXiv:2311.07460* (2023).

- [104] R. Rojas, W. Garcia-Gabin, B. W. Bequette, Multivariate statistical analysis to detect insulin infusion set failure, in: Proceedings of the 2011 American Control Conference, IEEE, 2011, pp. 1952–1957.
- [105] A. Judith, G. J. W. Kathrine, S. Silas, Efficient deep learning-based cyber-attack detection for internet of medical things devices, *Engineering Proceedings* 59 (1) (2023) 139.
- [106] L. Meneghetti, G. A. Susto, S. Del Favero, Detection of insulin pump malfunctioning to improve safety in artificial pancreas using unsupervised algorithms, *Journal of diabetes science and technology* 13 (6) (2019) 1065–1076.
- [107] L. Meneghetti, M. Terzi, S. Del Favero, G. A. Susto, C. Cobelli, Data-driven anomaly recognition for unsupervised model-free fault detection in artificial pancreas, *IEEE Transactions on Control Systems Technology* 28 (1) (2018) 33–47.
- [108] P. Herrero, M. Reddy, P. Georgiou, N. S. Oliver, Identifying continuous glucose monitoring data using machine learning, *Diabetes Technology & Therapeutics* 24 (6) (2022) 403–408.
- [109] L. Meneghetti, M. Terzi, G. A. Susto, S. Del Favero, C. Cobelli, Fault detection in artificial pancreas: A model-free approach, in: 2018 IEEE Conference on Decision and Control (CDC), IEEE, 2018, pp. 303–308.
- [110] P. V. Astillo, D. G. Duguma, H. Park, J. Kim, B. Kim, I. You, Federated intelligence of anomaly detection agent in iotmd-enabled diabetes management control system, *Future Generation Computer Systems* 128 (2022) 395–405.
- [111] A. Revert, F. Garelli, J. Picó, H. De Battista, P. Rossetti, J. Vehí, J. Bondia, Safety auxiliary feedback element for the artificial pancreas in type 1 diabetes, *IEEE transactions on Biomedical Engineering* 60 (8) (2013) 2113–2122.
- [112] M. Novotný, T. Kasper, Cryptanalysis of keeloq with copacobana, in: Workshop on Special Purpose Hardware for Attacking Cryptographic Systems (SHARCS 2009), 2009, pp. 159–164.

- [113] R. Hovorka, V. Canonico, L. J. Chassin, U. Haueter, M. Massi-Benedetti, M. O. Federici, T. R. Pieber, H. C. Schaller, L. Schaupp, T. Vering, et al., Nonlinear model predictive control of glucose concentration in subjects with type 1 diabetes, *Physiological measurement* 25 (4) (2004) 905.
- [114] I. Pagkalos, P. Herrero, M. El-Sharkawy, P. Pesl, N. Oliver, P. Georgiou, Vhdl implementation of the biostator ii glucose control algorithm for critical care, in: 2011 IEEE Biomedical Circuits and Systems Conference (BioCAS), IEEE, 2011, pp. 94–97.
- [115] S. Saxena, S. Bhatia, N. Kumar, et al., Fortifying artificial pancreas: A hardware-in-the-loop simulation study of cyber-attacks and defense mechanisms, in: 2024 15th International Conference on Computing Communication and Networking Technologies (ICCCNT), IEEE, 2024, pp. 1–8.
- [116] L. F. Quesada, J. D. Rojas, O. Arrieta, R. Vilanova, Open-source low-cost hardware-in-the-loop simulation platform for testing control strategies for artificial pancreas research, *IFAC-PapersOnLine* 52 (1) (2019) 275–280.
- [117] S. Ahmed, S. Mahmud, R. Karam, Modular security evaluation platform for physiological closed-loop control systems, in: Proceedings of the Great Lakes Symposium on VLSI 2024, 2024, pp. 682–687.
- [118] J. Xie, Simglucose v0.2.1, Available at <https://github.com/jxx123/simglucose> (2024/11/05).
- [119] B. P. Kovatchev, M. D. Breton, C. Cobelli, C. Dalla Man, Method, system and computer simulation environment for testing of monitoring and control strategies in diabetes, uS Patent 10,546,659 (Jan. 28 2020).
- [120] C. D. Man, F. Micheletto, D. Lv, M. Breton, B. Kovatchev, C. Cobelli, The uva/padova type 1 diabetes simulator: new features, *Journal of diabetes science and technology* 8 (1) (2014) 26–34.
- [121] R. Visentin, E. Campos-Náñez, M. Schiavon, D. Lv, M. Vettoretti, M. Breton, B. P. Kovatchev, C. Dalla Man, C. Cobelli, The uva/padova type 1 diabetes simulator goes from single meal to single day, *Journal of diabetes science and technology* 12 (2) (2018) 273–281.

- [122] L. Meneghetti, G. A. Susto, S. Del Favero, Detection of insulin pump malfunctioning to improve safety in artificial pancreas using unsupervised algorithms, *Journal of diabetes science and technology* 13 (6) (2019) 1065–1076.
- [123] Perceptus, Glucosym, Available at <https://github.com/Perceptus/GlucoSym> (2024/11/05).
- [124] D. R. Wada, D. S. Ward, The hybrid model: a new pharmacokinetic model for computer-controlled infusion pumps, *IEEE transactions on biomedical engineering* 41 (2) (1994) 134–142.
- [125] P. Bagade, A. Banerjee, S. K. Gupta, Rapid evidence-based development of mobile medical iot apps, in: 2016 IEEE International Conference on Pervasive Computing and Communication Workshops (PerCom Workshops), IEEE, 2016, pp. 1–6.
- [126] S. S. Kanderian, S. Weinzimer, G. Voskanyan, G. M. Steil, Identification of intraday metabolic profiles during closed-loop glucose control in individuals with type 1 diabetes (2009).
- [127] E. Ackerman, L. C. Gatewood, J. W. Rosevear, G. D. Molnar, Model studies of blood-glucose regulation, *The bulletin of mathematical biophysics* 27 (1965) 21–37.
- [128] R. N. Bergman, Toward physiological understanding of glucose tolerance: minimal-model approach, *Diabetes* 38 (12) (1989) 1512–1527.
- [129] I. S. Mughal, L. Patanè, R. Caponetto, A comprehensive review of models and nonlinear control strategies for blood glucose regulation in artificial pancreas, *Annual Reviews in Control* 57 (2024) 100937.
- [130] #OpenAPS, #wearenotwaiting to reduce the burden of type 1 diabetes, Available at <https://openaps.org/> (2024/11/05).
- [131] X. Zhou, M. Kouzel, H. Ren, H. Alemzadeh, Design and validation of an open-source closed-loop testbed for artificial pancreas systems, in: 2022 IEEE/ACM Conference on Connected Health: Applications, Systems and Engineering Technologies (CHASE), IEEE, 2022, pp. 1–12.

- [132] X. Zhou, B. Ahmed, J. H. Aylor, P. Asare, H. Alemzadeh, Hybrid knowledge and data driven synthesis of runtime monitors for cyber-physical systems, *IEEE Transactions on Dependable and Secure Computing* 21 (1) (2023) 12–30.
- [133] J. Hedengren, Blood glucose regulation in a type-i diabetic in simulink, *Matlab Central File Exchange* (2014).
- [134] danamlewis, Openhumansdatatools, Available at <https://github.com/danamlewis/OpenHumansDataTools> (2024/11/05).
- [135] S. A. Brown, B. P. Kovatchev, D. Raghinaru, J. W. Lum, B. A. Buckingham, Y. C. Kudva, L. M. Laffel, C. J. Levy, J. E. Pinsky, R. P. Wadwa, et al., Six-month randomized, multicenter trial of closed-loop control in type 1 diabetes, *New England Journal of Medicine* 381 (18) (2019) 1707–1717.
- [136] F. Dubosson, J.-E. Ranvier, S. Bromuri, J.-P. Calbimonte, J. Ruiz, M. Schumacher, The open d1namo dataset: A multi-modal dataset for research on non-invasive type 1 diabetes management, *Informatics in Medicine Unlocked* 13 (2018) 92–100.
- [137] S. Mahmud, F. Zareen, B. Olney, R. Karam, et al., Trojan resilience in implantable and wearable medical devices with virtual biosensing, in: *2022 IEEE 40th International Conference on Computer Design (ICCD)*, IEEE, 2022, pp. 577–584.
- [138] C. A. Ledezma, E. Severejn, G. Perpignan, M. Altuve, S. Wong, A new on-line electrocardiographic records database and computer routines for data analysis, in: *2014 36th Annual International Conference of the IEEE Engineering in Medicine and Biology Society*, IEEE, 2014, pp. 2738–2741.
- [139] G. Aleppo, K. J. Ruedy, T. D. Riddlesworth, D. F. Kruger, A. L. Peters, I. Hirsch, R. M. Bergenstal, E. Toschi, A. J. Ahmann, V. N. Shah, et al., Replace-bg: a randomized trial comparing continuous glucose monitoring with and without routine blood glucose monitoring in adults with well-controlled type 1 diabetes, *Diabetes care* 40 (4) (2017) 538–545.

- [140] C. Marling, R. Bunesco, The ohiot1dm dataset for blood glucose level prediction: Update 2020, in: CEUR workshop proceedings, Vol. 2675, NIH Public Access, 2020, p. 71.
- [141] A. A. Hady, A. Ghubaish, T. Salman, D. Unal, R. Jain, Intrusion detection system for healthcare systems using medical and network data: A comparison study, *IEEE Access* 8 (2020) 106576–106584.
- [142] R. Jain, Wustl ehms 2020 dataset for internet of medical things (iomt) cybersecurity research, Available at <https://www.cse.wustl.edu/~jain/ehms/index.html> (2024/11/05).
- [143] S. Fuchs, J. S. Caserto, Q. Liu, K. Wang, K. Shariati, C. M. Hartquist, X. Zhao, M. Ma, A glucose-responsive cannula for automated and electronics-free insulin delivery, *Advanced Materials* 36 (27) (2024) 2403594. doi:<https://doi.org/10.1002/adma.202403594>.