

LLM-based Unit Test Generation for Dynamically-Typed Programs

Runlin Liu
Beihang University
China
runlin22@buaa.edu.cn

Zhe Zhang
Beihang University
China
zhangzhe2023@buaa.edu.cn

Yunge Hu
Beihang University
China
hygchn04@gmail.com

Yuhang Lin
Beihang University
China
yuhanglin35@gmail.com

Xiang Gao*
Beihang University
China
xiang_gao@buaa.edu.cn

Hailong Sun
Beihang University
China
sunhl@buaa.edu.cn

Abstract

Automated unit test generation has been widely studied, but generating effective tests for dynamically typed programs remains a significant challenge. Existing approaches, including search-based software testing (SBST) and recent LLM-based methods, often suffer from type errors, leading to invalid inputs and assertion failures, ultimately reducing testing effectiveness. To address this, we propose **TYPETEST**, a novel framework that enhances type correctness in test generation through a vector-based Retrieval-Augmented Generation (RAG) system. **TYPETEST** employs *call instance retrieval* and *feature-based retrieval* to infer parameter types accurately and construct valid test inputs. Furthermore, it utilizes the call graph to extract richer contextual information, enabling more accurate assertion generation. In addition, **TYPETEST** incorporates a repair mechanism and iterative test generation, progressively refining test cases to improve coverage. In an evaluation on 125 real-world Python modules, **TYPETEST** achieved an average statement coverage of 86.6% and branch coverage of 76.8%, outperforming state-of-the-art tools by 5.4% and 9.3%, respectively.

1 Introduction

Unit testing is essential for ensuring software correctness and improving code quality. However, manually writing unit tests is often labor-intensive and time-consuming [57], making automated test generation a valuable research direction. Traditional unit test generation approaches include random-based methods [9, 48], constraint-driven techniques [16, 19, 26], and search-based software testing (SBST) techniques [3, 21, 23, 62]. Among these, EvoSuite [3], an influential SBST-based tool, has demonstrated significant success in generating unit tests, but it is specifically designed for Java, a statically typed language.

For dynamically-typed language, Pynguin is the first SBST-based method designed for Python and has been widely adopted [23]. It employs search-based strategies to maximize code coverage but heavily relies on type annotations to infer expected data types. However, Python’s flexible typing allows variables to take on different types in different contexts, making static analysis insufficient for accurately determining expected values. As a result, Pynguin often struggles with generating valid inputs, leading to type inconsistencies and incomplete test cases. Notably, an analysis of developer

queries on GitHub and Stack Overflow indicates that 30% of the questions relate to type issues, highlighting the challenges posed by implicit typing in real-world software development [32]. The original study on Pynguin also highlights the necessity of integrating type inference techniques to enhance test case generation.

More recently, LLM-based test generation methods have shown promising potential. Microsoft’s CodaMosa [21], an LLM-augmented extension of Pynguin, combines SBST with LLM-generated test cases. Specifically, CodaMosa employs search-based testing to explore the code until coverage stagnates, at which point it queries an LLM to generate additional test cases for under-tested functions. Similarly, CoverUp [20] integrates detailed coverage data into LLM prompts, leveraging static analysis to focus on low-coverage code regions. While these approaches improve test coverage, they still face fundamental challenges in dynamically typed programs. In particular, correctly assigning values of the expected type within specific call contexts remains a significant obstacle, leading to frequent test failures due to type mismatches. Existing approaches infer types based on static analysis [2, 13] or deep learning [1, 29]. Static-based approaches typically fail to handle function arguments, as they struggle to accurately infer the types of dynamically assigned values. Deep learning (DL)-based approaches, on the other hand, exhibit difficulty in predicting user-defined types due to their reliance on learned patterns from training data. These limitations make it challenging to leverage type-inference techniques to assist in test case generation, leaving a critical gap in existing methods. This raises a key research question: ***For dynamically typed programs, how can we improve the type accuracy to enhance the accuracy of generated test cases?***

Addressing this question requires overcoming several key challenges:

- (1) **Constructing correct test objects:** Accurately instantiating objects of the class containing the function under test.
- (2) **Providing correctly typed function arguments:** Ensuring that function calls receive arguments of appropriate types.
- (3) **Generating valid assertions:** Inferring expected return types and object properties to construct meaningful assertions for behavior verification.

Our approach. To address these challenges, we propose a unified argument construction approach for dynamically typed programs. This approach focuses on accurate type inference, thereby increasing the likelihood of generating correctly typed variables for object

*Corresponding Author

instantiation and function invocation. Based on this approach, we develop TYPETEST, a test generation framework that integrates two main methods to improve the type correctness. Given a function f under test, TYPETEST first employs *call instance recovery*, a direct method that leverages existing usage instances of f within the project to infer the expected types of the object and parameters. This method allows TYPETEST to extract concrete examples of how f is invoked in real-world code, improving the accuracy of generated test inputs.

When no direct usage instances are available, TYPETEST applies a more general approach: *Feature-based Retrieval*. Inspired by the “Duck Test”¹, this method infers types by analyzing a parameter’s behavior and matching it to known types with similar characteristics. Specifically, it extracts the behavior features of the key variable, such as its methods, attributes, and operations, and retrieves types that exhibit similar usage patterns. This approach enables TYPETEST to approximate types based on functional behaviors rather than relying solely on static type annotations.

Beyond input construction, TYPETEST improves assertion generation through *call graph-based analysis*. Using topological and reverse topological traversal of the call graph, this method extracts function behavior and high-level semantics, enriching the context provided to LLMs. This additional information enables LLMs to generate more precise and semantically meaningful assertions. Finally, TYPETEST employs an iterative refinement mechanism to improve test quality. It prompts LLMs within a structured repair-and-improvement loop, incrementally refining test cases based on execution feedback. To achieve higher coverage, TYPETEST marks uncovered statements and strategically guides LLM-generated test cases toward these regions in subsequent iterations.

We evaluate TYPETEST on 125 real-world Python modules, where it achieves an average statement coverage of 86.6% and branch coverage of 76.8%, outperforming state-of-the-art tools by 5.4% and 9.3%. Furthermore, compared to a variant that replaces TYPETEST’s type inference with a state-of-the-art type inference tool, TYPETEST improves statement coverage and branch coverage by 6.0% and 10.5%. Through further investigation, we find that the improvement in coverage is most strongly correlated with the correctness of inferred types.

In summary, our contributions are summarized as follows:

- We present the first approach that explicitly addresses type correctness in unit test generation for dynamically-typed languages. Specifically, we design and implement a type inference approach tailored for Python.
- We develop a vector-based RAG framework that enables precise type inference and type-correct parameter construction. This framework allows TYPETEST to effectively integrate source code to support accurate type inference, object and argument construction, and assertion generation.
- We conduct a comprehensive evaluation against three state-of-the-art unit test generation tools. Experimental results demonstrate that TYPETEST significantly improves both statement and branch coverage, highlighting its effectiveness in real-world Python projects.

2 Motivation

We use the `get_custom_loader` function from the PyCG² project as a representative example to illustrate our motivation. PyCG is an open-source project on GitHub with 332 stars. It generates call graphs by analyzing Python code and supports advanced features such as higher-order functions and complex class inheritance structures.

As shown in Listing 1a, `get_custom_loader` returns a custom module loader, `CustomLoader`. During initialization, `ig_obj` is responsible for maintaining module import relationships: it first creates import edges, then checks whether the module already exists in the graph. If the module is not present, a new node is created, and its file path is recorded. This mechanism enables the simultaneous construction and management of module dependencies during the loading process, facilitating subsequent analysis.

```
def get_custom_loader(ig_obj):
    class CustomLoader(importlib.abc.SourceLoader):
        def __init__(self, fullname, path):
            self.fullname = fullname
            self.path = path

        ig_obj.create_edge(self.fullname)
        if not ig_obj.get_node(self.fullname):
            ig_obj.create_node(self.fullname)
            ig_obj.set_filepath(self.fullname,
                               self.path)
        <...omitted code...>
    return CustomLoader
```

a: Part of the `get_custom_loader` function

```
def test_case_4():
    try:
        bool_0 = True
        var_0 = module_0.get_custom_loader(bool_0)
        <...omitted code...>
    except BaseException:
        pass
```

b: Test case Generated by SBST

```
class ImportGraph:
    <...omitted code...>
def test_custom_loader():
    ig_obj = ImportGraph()
    loader = get_custom_loader(ig_obj)
    <...omitted code...>
```

c: Test case Generated by GPT-4o

Listing 1: An example of code and the corresponding auto-generated unit tests.

We employ the unit test generation tool CodaMosa [21] to generate test cases for the `get_custom_loader` function. Initially, CodaMosa utilizes search-based software testing (SBST) to produce simple test cases, as shown in Listing 1b. The test case sets `bool_0` to `True` and passes it to `get_custom_loader`. However, since the constructor of `CustomLoader` accesses members of the `ig_obj` parameter, any instantiation of `CustomLoader` results in a runtime error, preventing further improvements in coverage. When SBST fails to enhance coverage, CodaMosa activates the large language model to generate test cases. One of the test cases generated by GPT-4o is shown in Listing 1c. In this case, GPT-4o constructs

¹Duck Test: https://en.wikipedia.org/wiki/Duck_test

²PyCG: <https://github.com/vitsalis/PyCG>

the `ImportGraph` class and ensures that all members accessed by the `__init__` function of `CustomLoader` are present, thus preventing run-time errors. However, due to the absence of explicit type information for `ig_obj`, GPT-4o is unable to infer the exact implementations of methods such as `create_edge`. Instead, it relies solely on method names to approximate their behavior, leading to inconsistencies between the generated test case and the actual implementation. CodaMosa then makes 16 additional attempts, all of which fail. The primary cause of this failure is that CodaMosa does not provide type information in its prompts, preventing GPT-4o from generating semantically valid test cases. To infer the type of `ig_obj`, we employ Hityper [35], which is the state-of-the-art tool for type inference. However, Hityper incorrectly infers `ig_obj` as a `str` type. This incorrect inference arises because `ig_obj` is a function parameter without any direct assignment statements to aid type inference. Moreover, since `ig_obj` is a user-defined type, the deep learning component of Hityper struggles to infer its type accurately.

```
class ImportManager(object):
    def __init__(self):
        self.import_graph = dict()
        self.current_module = ""
        self.input_file = ""
        <...omitted code...>
```

a: Constructor of `DocstringDeprecated` retrieved by RAG module

```
class TestGetCustomLoader(unittest.TestCase):
    def setUp(self):
        self.ig_obj = ImportManager()
        self.loader_class = get_custom_loader(self.ig_obj)

    def test_loader(self):
        loader = self.loader_class("test.module",
                                   "/path/to/module.py")
        self.assertIn("test.module", self.ig_obj.import_graph)
        <...omitted code...>
```

b: Test case generate by TYPETEST

Listing 2: The unit tests generated by TYPETEST

In contrast, our tool, TYPETEST, effectively addresses these challenges. It first utilizes LLMs to generate summaries for the source code, which are then indexed to construct a comprehensive knowledge base. When TYPETEST detects insufficient contextual information, it retrieves relevant information from the knowledge base, specifically focusing on the type information for key variables within the unit under test. For example, when generating test cases for the `get_custom_loader`, TYPETEST retrieves details about the `ig_obj`. In the `__init__` function of `CustomLoader`, `ig_obj` invokes member methods such as `create_edge` and `get_node`, which are responsible for maintaining module import relationships. To resolve the type of `ig_obj`, TYPETEST identifies classes that define these methods and are semantically related to import management. It subsequently locates the `ImportManager` class and extracts information about its constructor (as illustrated in Listing 2a and further explained in Section 3.2.3). By incorporating this information into the prompt, GPT-4o can instantiate an `ImportManager` object and pass it as an argument to `get_custom_loader`, as demonstrated

in Listing 2b. This approach enables TYPETEST to successfully instantiate `loader_class` and achieve full statement coverage for `get_custom_loader`, thereby not only improving test coverage but also generating assertions that verify the core functionality of the function.

This example demonstrates that accurately inferring type information for key variables can significantly enhance both the coverage of generated test cases and the quality of assertions. Existing approaches, when handling dynamically typed languages like Python, frequently overlook critical contextual information, resulting in poor-quality test cases generated by GPT-4o. Addressing this limitation requires a method capable of searching across the entire project, filtering relevant information, and accurately inferring variable types. TYPETEST fulfills this requirement, making it a promising solution for improving automated test generation in dynamically typed languages.

3 Methodology

We introduce TYPETEST to tackle the challenges in unit test generation for dynamically typed programs, with its workflow depicted in Figure 3. TYPETEST operates through a four-step process: (1) Given the program p , TYPETEST first generates summaries for each function and vectorizes them to build a knowledge base, which will be utilized in the following RAG process. (2) For a given focal function f , TYPETEST then identifies the class c that contains f and resolve the types of f 's parameters. The resolved types are then utilized to construct unit test with correct testing environment and arguments. (3) TYPETEST then generates assertions for each auto-generated unit test by inferring the code semantics according to the code summary. (4) At last, TYPETEST fixes the potential compilation and assertion errors in the auto-generated unit test and discards the invalid ones. In the following, we detail our methodology.

3.1 Vector-based RAG framework

Given a focal function, generating its high-quality unit tests via LLMs usually rely on the understanding its context. Previous approaches predominantly extract relevant context [51] by statically analyzing source code. While static analysis proves effective for strongly typed languages such as Java, it is less suitable for dynamically typed languages, where variable types and function return values are often implicit and may change at runtime. This dynamic nature makes it challenging for static analysis to accurately infer types for parameters and variables, potentially leading to inaccuracies in generated test cases. To address these challenges, TYPETEST utilizes Retrieval-Augmented Generation (RAG) technology to retrieve relevant contextual information, which serves as a foundation for subsequent test generation methods. In this section, we present the construction process of the knowledge base used in RAG and outline the key steps involved in its application.

3.1.1 Knowledge base construction. The knowledge base comprises three primary components: code summary, source code, and existing test cases, as shown in Listing 3.

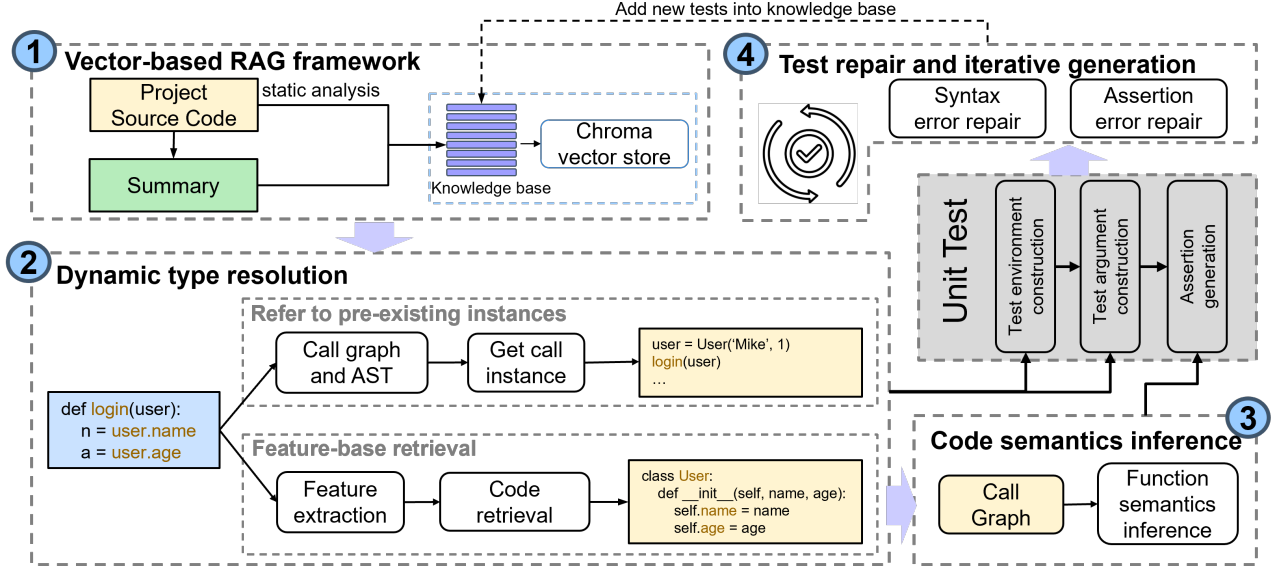


Figure 3: The overall workflow of TYPETEST.

The code summary acts as an index for the Retrieval-Augmented Generation system. Summary-based indexing has been shown to significantly enhance retrieval accuracy [11]. As a result, TYPETEST employs Large Language Models (LLMs) to generate semantic summaries for functions and classes, which serve as reference points for retrieving relevant context.

The source code is a critical component, as it provides most of the contextual information used by RAG. For each function in the program under test, we extract the module path, unit name, source code, and docstring using abstract syntax trees (AST). This structured information aids in the generation of test cases. For example, when RAG retrieves a constructor, as shown in Listing 2a, it also obtains the corresponding module path, ensuring correct `import` “from `pyc.machinery.imports` import `ImportManager`” is generated.

The existing test cases further support test generation by serving as additional prompts for LLMs [61]. For instance, given a focal function f from class c , if the unit test of c ’s constructor exists, it can be leveraged to instantiate the object when generating new test cases for f . To utilize these effectively, TYPETEST integrates both existing and newly generated test cases into the RAG knowledge base, storing key metadata such as the path, name of the focal function, and test case source code.

```
[
  "summary": str,
  "source_code": {
    "module_path": str,
    "name": str,
    "source_code": str,
    "docstring": str
  },
  "test_cases": {
    "label": str,
    "unit_path": str,
    "unit_name": str,
    "source_code": str
  }
]
```

Listing 3: Structure of the knowledge base.

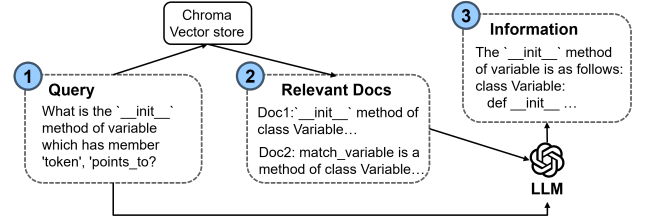


Figure 4: An instance of the RAG process.

3.1.2 RAG process. As illustrated in Figure 4, the RAG process begins when a query is received from other components within TYPETEST. This query triggers a retrieval operation over the knowledge base to identify the most relevant information documents. These relevant documents are then processed by an LLM, which filters, deduplicates, and integrates them into a cohesive response. The refined information is subsequently returned to the requesting component. Retrieved documents are ranked using Maximal Marginal Relevance (MMR), which balances relevance and diversity to improve the quality of the results. This architecture enables any process within TYPETEST to request specific contextual information by submitting a query, prompting the RAG process to retrieve and consolidate relevant data from the knowledge base.

3.2 Type Inference and Parameter Construction for Unit Test Generation

The core issue for generating unit tests for dynamically typed program is “create objects and parameters with the correct type.” Algorithm 1 is proposed to address type resolution issues, which leverages two key strategies: *referencing existing call instances* and *using feature-based retrieval*.

3.2.1 Overview. Generating unit tests for dynamically typed languages requires constructing correctly typed objects and invoking

focal functions with appropriately typed parameters. This ensures that both constructors and focal functions are called correctly. The underlying problem can be formalized as follows: given a focal function f , which may be a constructor (`__init__`) or an instance method, it must be invoked correctly. This involves:

- Inferring the types of f 's parameters $Para$.
- Constructing instances of $Para$ based on the inferred types.

As shown in Algorithm 1, `TYPETEST` takes as input a call graph cg of program under test and a function f with a set of parameters $Para = \{para_1, para_2, \dots, para_n\}$. The output is a set of constructed parameters M for f , where each parameter is instantiated according to its inferred type. The algorithm begins by extracting pre-existing call instances of f from cg , denoted as PI (line 2). For each parameter $para$, its type is inferred based on its usage patterns and the call instances observed in PI , using the `InferType` function. The inferred type is stored in $type$ (line 6). If $type$ is of primitive type, the corresponding argument m is constructed directly (line 9). If $type$ is identified as a user-defined type, the argument is constructed using the Retrieval-Augmented Generation (RAG). In this process, `TYPETEST` first checks for the presence of a type annotation. If a type annotation is available, `TYPETEST` constructs directly an object based on the annotation (line 14). Otherwise, it retrieves relevant contextual information from the knowledge base based on the characteristics of $para$ to construct a suitable object (line 17). This process iterates until the final custom object is successfully instantiated and added M , ensuring that all necessary dependencies are correctly resolved.

Algorithm 1: Type Resolution for Parameter Construction

Input: Call graph of the program under test: cg ; Function f with parameters: $Para = \{para_1, para_2, \dots, para_n\}$;
Output: Constructed $Para$: M

```

1   $M \leftarrow \emptyset$ ;
2  /* Get Pre-existing Call Instances by  $cg$  */
3   $PI \leftarrow \text{GetInstance}(cg, f)$ ;
4  /* Construct Parameters */
5  foreach  $para \in Para$  do
6      /* Infer Parameter Type */
7       $type \leftarrow \text{InferType}(f, para, PI)$ ;
8      /* Construct Argument Based on Inferred Type */
9      if  $type$  is a primitive type then
10          $m \leftarrow \text{constructPrimitive}(type)$ ;
11     else
12         /* Construct Argument by RAG process */
13          $type\_annotation \leftarrow \text{getAnnotation}(f, para)$ ;
14         if  $type\_annotation$  is not None then
15              $m \leftarrow \text{constructObject}(type\_annotation)$ ;
16         else
17             /* Retrieve information from the Knowledge base */
18              $m \leftarrow \text{RetrieveByFeature}(f, para, type)$ ;
19      $M \leftarrow M \cup m$ 
20 return  $M$ ;

```

3.2.2 Resolve type by referring to pre-existing instances. First, parameter type resolution can be facilitated by referring to pre-existing instances. Given a focal function f , pre-existing instance refers to usage of f (e.g., invocation of target function) within the program. Such instances can help LLM better understand how to invoke f , hence inferring the parameter type. For example, for function `set_num(a)`, a pre-existing instance `set_num(1)` exists within the project. When generating test cases, LLM can refer to this pre-existing instance, easily infer the type of a as Integer. To obtain pre-existing instances, `TYPETEST` first obtains the call graph of the whole program p under test. For each focal function, `TYPETEST` gets its pre-existing instances according to the call graph and gets the context of invocation of f . The context includes the code to create arguments to invoke f . For simplification, the context of pre-existing instance pi (which invokes f) is defined as the function where the pi locates while eliminating the code after pi . This is because the arguments for invoking f are usually defined in the local function before pi .

After collecting all existing pre-existing instances of f , to avoid overwhelming LLM, `TYPETEST` sorts the collected instances according to the length of code. The pre-existing instances with shorter context are prioritized since the shorter context usually introduce fewer noise and easier to be parsed by LLM. With the selected pre-existing instance and its context, LLM then infer the parameter types from the source code.

3.2.3 Resolve type by feature-based retrieval. Although referencing pre-existing instances is an effective approach for type resolution, some units may lack such instances. Moreover, due to Python's dynamic nature, no algorithm can construct a perfect call graph, making the available pre-existing instances inherently incomplete. As a result, relying on pre-existing instances is not always effective. In this section, we explain how to resolve types using feature-parameter retrieval, as described in Algorithm 1 line 17.

Our approach is inspired by the *Duck Test*,³. This principle relies on identifying an object's behavior and characteristics to determine its type, rather than requiring explicit type annotations. Specifically, if a parameter $para_i$ of function f is a number, it can be utilized in mathematical calculation. If $para_i$ is an object, it can be used to access its field and invoke its associated method. Such information can be used to infer their types. To utilize such information, we define the feature of each parameter $para_i$ as:

$$feat_i = \text{operation}(para_i) + \text{fieldAccess}(para_i) + \text{methodInvocation}(para_i) \quad (1)$$

where $\text{operation}(para_i)$ represents the set of operation types with $para_i$ as operand, such as "mathematic operation", "string operation", "array operation" and etc. Meanwhile, $\text{fieldAccess}(para_i)$ and $\text{methodInvocation}(para_i)$ represent the set of fields and methods (if exists) accessed via $para_i$, respectively.

With the extracted features, if $para_i$ is of primitive type, such as integer, string, it should be easily for LLM to recognize its type. If $para_i$ is an object, `TYPETEST` then retrieve the knowledge base to search for a class definition, with

$$c = \text{Definition}(\text{Field}) + \text{Definition}(\text{Method}) + \text{getName}(c) \quad (2)$$

³Duck Test: https://en.wikipedia.org/wiki/Duck_test

where, $\text{Definition}(\text{Field})$ and $\text{Definition}(\text{Method})$ represent the fields and methods defined in class c . Such that, $\text{fieldAccess}(\text{para}_i)$ is a subset of $\text{Definition}(\text{Field})$, and $\text{methodInvocation}(\text{para}_i)$ is a subset of $\text{Definition}(\text{Method})$. Leveraging this property, **TYPE-TEST** filters the knowledge base accordingly. It then prompts the LLMs to summarize the behavior of para_i based on its execution in function f and generates a query to retrieve relevant documentation for class c from the filtered knowledge base.

Example. Listing 4 demonstrates how the RAG retrieve parameter type based on feature through a simple illustrative example. The focal function, shown in Listing 5a, is from an open-source GitHub project called `code2flow`⁴. `code2flow` is a tool that generates call graphs and has garnered 4k stars on GitHub. The `Call` class defines a field `owner_token` and a function `matches_variable`. The `matches_variable` method of the `Call` class accepts a parameter of type `Variable`, performs some processing, and checks whether the token of the passed variable equals the `owner_token` of the instance to which the method belongs. If they are equal, it returns the `points_to` of the passed variable.

When generating test cases without using the RAG process, the parameter variable in the `matches_variable` method does not contain type annotations, leaving LLM unaware of the parameter type. To address this, a new class, `MockVariable`, was created to simulate the behavior of the `Variable` class. However, the mocked method `point_to_node` in the `MockVariable` class differs from the one defined in the `Variable` class, resulting in incorrect behaviors. In contrast, **TYPE-TEST** filters potential types based on the members accessed by variable in `matches_variable`. Furthermore, the query is generated using the characteristics of variable, as shown in Listing 5c. Even in the absence of type annotations in the focal function, we can observe that relevant documentation for the `Variable` class was retrieved, as illustrated in Listing 5d. With this retrieved information, the LLM can generate accurate test cases, as demonstrated in Listing 5e.

3.3 Assertion Generation Based on Function Summarization

LLMs excel at understanding simple functions and generating corresponding test cases. However, when the focal function is highly complex, especially when it invokes other functions, LLMs often lack sufficient context to fully comprehend its behavior, leading to incorrect assertion generation. To mitigate this issue, summarizing the function can provide essential information while preventing excessive context length. This section introduces how **TYPE-TEST** leverages the call graph to generate summaries for the focal function.

3.3.1 Topological traversal for function behavior analysis. A precise understanding of a function's internal behavior is crucial for generating effective test cases, as it enables LLMs to produce more accurate assertions. However, in the case of a complex focal function f , its call statements often obscure critical execution logic, making it challenging for the model to fully comprehend f .

To address this, **TYPE-TEST** organizes all functions in the program in "topological order" based on call graph, ensuring that functions

⁴code2flow: <https://github.com/scottrogowski/code2flow>

```
class Call:
    def matches_variable(self, variable):
        if variable.point_to_node():
            if variable.token == self.owner_token:
                return variable.points_to
```

a: focal function

```
from model import *

class MockVariable:
    def __init__(self, token, points_to):
        self.token = token
        self.points_to = points_to

    def point_to_node(self):
        pass

def test_Call_matches_variable_exact_match():
    ...
    variable = MockVariable("token", node)
    call = Call("token_example", "token")

    assert call.matches_variable(variable) == None
```

b: Generated test case without RAG

What **is** the **type** of variable, which has a `point_to_node` method **and** attributes `token` **and** `points_to`?

c: Query

```
class Variable:
    def __init__(self, token, points_to):
        self.token = token
        self.points_to = points_to

    def point_to_node(self):
        return isinstance(self.points_to, Node)
```

d: Retrieved information

```
from model import Call
from model import Variable, Node

def test_Call_matches_variable_exact_match():
    ...
    variable = Variable("obj", node)
    call = Call("do_something", "obj")

    assert call.matches_variable(variable) == node
```

e: Generated test case with RAG

Listing 4: An example explaining how RAG retrieve parameter type based on type hint

are analyzed in a structured manner. To construct the call graph of the project under test, we employ PyCG[39] to extract function dependencies. Let $\text{Called}(f)$ denote the set of all functions invoked by f , $f.sc$ represent the source code of f , and Analysis denote the behavior analysis method. The behavior of f is then computed as follows:

$$f.\text{behavior} = \text{Analysis}(f.sc + \sum_{x \in \text{Called}(f)} x.\text{behavior}) \quad (3)$$

For functions with recursive calls, **TYPE-TEST** handles cycles by temporarily removing one dependency edge during sorting. By incorporating function behaviors in a structured manner, This approach provides LLMs with richer contextual information, thereby enhancing their ability to comprehend function behavior.

3.3.2 Reverse topological traversal for high-level functional semantics. While the previous step allows LLMs to capture fine-grained

behavioral details of each function, it does not provide a holistic understanding of a function's high-level semantics. To address this issue, TYPETEST employs a reverse topological traversal, analyzing functions from higher-level entry points downward to infer the purpose of each function.

Let $Call(f)$ denote the set of functions that invoke a given function f , and let $Infer$ represent the inference mechanism. The semantics of function f is then computed as follows:

$$f.semantics = Infer(f.sc + Call(f).sc + Call(f).semantics) \quad (4)$$

For functions with zero in-degree in the call graph (i.e., top-level functions), TYPETEST searches for the nearest relevant documentation file (e.g., README.md) to serve as a proxy for $Call(f)$. By leveraging the overall program context, LLMs can infer the semantics of top-level functions more effectively, ultimately improving assertion generation accuracy.

3.4 Generation with Repair and Iterative Improvement

This section explains how TYPETEST prompts LLM to generate test cases and incrementally improve coverage through iterative generation.

3.4.1 Test case generation and repair. We design a system prompt to instruct the LLM. First, it defines the model's role as an expert Python programmer, a strategy that has proven effective in generating code based on prior research [49]. Additionally, we provide the module location of f to ensure proper imports in the generated test code. The prompt directs the LLM to generate pytest test cases for f using the previously gathered information. To improve response quality, we employ a step-by-step reasoning approach, which prior studies have shown enhances LLM outputs [14].

Since the size of f can vary, the prompt may occasionally exceed the maximum token limit. To mitigate this, we use OpenAI's tiktoken library to truncate any parts that exceed the limit. As a result, the ordering of components within the prompt becomes critical. Beyond the system prompt, we prioritize retaining the unit's source code and, when necessary, omit context that aids in assertion generation. Ultimately, this process produces an initial test case t for f .

Despite providing a comprehensive context to the LLM, t may still contain syntax and assertion errors. In straightforward cases, LLM can identify and correct such issues based solely on the error report, without needing extra context. Therefore, for initial repairs, we include both the source code of t and the error report in the prompt. However, some errors, like module import errors, may still persist due to insufficient contextual information available to the model. To address this, we leverage the RAG process, as previously described, to retrieve relevant context dynamically. This retrieval process often aligns well with the information indicated in the error report. For instance, if an error report states, "Unable to find module path: target_module", the RAG process can retrieve a relevant module path, such as "module path: example.target_module". Given the diverse range of potential errors, it is impractical to define a fixed query template. Therefore, we adopt a distributed approach, dividing the query generation

task into two steps: analyzing the cause of the error and generating the corresponding query. LLM uses a chain of thought processes to produce a coherent query. Finally, we use the source code of t , the error report, and information retrieved by the query to repair the error of t . If the repair fails, we discard the test case.

3.4.2 Iterative unit test generation. One of the primary objectives of test case generation is to maximize code coverage. To achieve this, TYPETEST adopts an iterative generation approach. After testing all functions in p , TYPETEST evaluates coverage and initiates a new testing round if necessary. Previous studies have shown that prompting LLMs to generate test cases targeting uncovered statements can improve coverage [20]. Coverage data is typically provided as line numbers corresponding to uncovered statements. However, LLMs are not adept at numerical reasoning, particularly counting line numbers. To address this, TYPETEST directly annotates uncovered statements with comments, thereby guiding the model to generate test cases for these specific locations. In addition, test cases generated in earlier rounds often facilitate the generation of new test cases. They provide a comprehensive process for parameter initialization, acting as more effective pre-existing instances. To capitalize on this, we store these cases in a knowledge base, allowing TYPETEST to leverage them for type inference and retrieval via RAG.

4 Evaluation

In this section, we evaluate TYPETEST by addressing the following research questions.

- RQ1: What is the effectiveness of TYPETEST compared to existing approaches?**
- RQ2: What is the impact of type inference techniques and RAG on the effectiveness of TYPETEST?**
- RQ3: How does iterative strategy influence the improvement of TYPETEST's coverage?**

Benchmark. To address these questions, we utilize the benchmark provided by Pynguin [23], which we refer to as **Pyn**. This benchmark has been widely adopted by tools such as CodaMosa [21] and Coverup [20]. **Pyn** comprises 17 real-world projects collected from datasets such as BugsInPy [50] and ManyTypes4Py [28]. Following the selection criteria used by CodaMosa, we exclude modules that achieve 100% coverage within one minute, resulting in a benchmark consisting of 125 modules. The statistics of the benchmark is shown in Table 1.

Baseline and Configuration. To evaluate TYPETEST on the **Pyn** benchmark, we use CodaMosa [21], CoverUp [20] and ChatTester [58] as baselines. CodaMosa is a project in the field of unit test generation, combining LLMs with search algorithms. It can generate new test cases through intelligent queries for Python projects, especially when encountering coverage bottlenecks. ChatTester [58] is initially developed for Java-based test generation. For comparison purposes, we adapt ChatTester to support Python programs by using a similar prompt. ChatTester relies on static code analysis to obtain class information. CoverUp [20] is a novel system that drives the generation of high-coverage Python regression tests via a combination of coverage analysis and LLMs. The specific experimental parameters are as follows:

Table 1: Coverage results of different tools

Package	Size			TYPETEST		CoverUp		CodaMosa		ChatTester	
	Mod num	Stmt num	Br num	Stmt Cov	Br Cov	Stmt Cov	Br Cov	Stmt Cov	Br Cov	Stmt Cov	Br Cov
apimd	2	515	300	88.7 %	85.3 %	67.6 %	56.7 %	75.0 %	68.0 %	29.9 %	13.7 %
black	6	1349	562	81.0 %	68.5 %	63.8 %	48.2 %	53.7 %	34.5 %	43.0 %	21.2 %
codetiming	1	40	12	100.0 %	100.0 %	90.0 %	75.0 %	100.0 %	100.0 %	92.5 %	83.3 %
dataclasses_json	4	588	270	85.9 %	81.1 %	76.4 %	65.2 %	43.0 %	20.0 %	68.4 %	59.6 %
docstring_parser	5	388	144	95.1 %	84.7 %	95.9 %	86.8 %	96.6 %	88.9 %	84.5 %	66.7 %
flutes	3	250	142	99.6 %	88.7 %	85.2 %	69.7 %	96.8 %	83.1 %	88.8 %	74.6 %
httpie	19	1516	519	82.5 %	64.5 %	79.0 %	59.3 %	78.0 %	56.8 %	57.0 %	27.9 %
isort	2	148	26	95.3 %	80.8 %	93.9 %	80.8 %	93.9 %	76.9 %	92.6 %	80.8 %
mimesis	18	1115	334	98.7 %	95.8 %	84.6 %	69.8 %	95.7 %	91.3 %	86.6 %	79.9 %
py_backwards	16	586	168	80.5 %	78.0 %	65.9 %	50.0 %	81.9 %	76.2 %	52.4 %	26.8 %
pymonet	10	442	124	98.6 %	96.8 %	88.9 %	83.9 %	95.2 %	75.0 %	86.2 %	71.8 %
pypara	6	1083	175	85.1 %	69.1 %	85.5 %	66.3 %	88.2 %	58.3 %	69.4 %	40.0 %
pyutils	12	263	72	73.4 %	70.8 %	53.2 %	40.3 %	74.5 %	77.8 %	61.6 %	52.8 %
semantic_release	6	424	86	96.7 %	95.3 %	99.3 %	97.7 %	73.6 %	46.5 %	74.3 %	45.3 %
string_utils	3	403	160	99.3 %	98.8 %	94.8 %	88.8 %	100.0 %	100.0 %	76.4 %	69.4 %
sty	2	99	46	94.9 %	93.5 %	88.8 %	78.3 %	100.0 %	100.0 %	58.6 %	34.8 %
typesystem	10	1420	681	76.9 %	65.6 %	65.7 %	53.5 %	95.5 %	91.8 %	51.8 %	29.1 %
Average	-	-	-	86.7 %	77.1 %	77.4 %	62.0 %	81.2 %	67.5 %	63.1 %	41.1 %
Standard Deviation	-	-	-	8.6 %	11.9 %	13.0 %	15.6 %	16.2 %	22.7 %	18.0 %	22.6 %

- For RAG configuration of TYPETEST, we employ the "BAAI/bge-large-en-v1.5" model available on Hugging Face for embeddings⁵. To ensure efficient and scalable querying, TYPETEST leverages Chroma⁶ to build vector-based indices, enabling fast retrieval.
- For ChatTester, CoverUp, and TYPETEST, we use gpt-4o-2024-05-13 with the same model parameters. Specifically, we configure all three methods to perform three rounds of test generation, where each round generates a test case for every function in the target project.
- Noting that CodaMosa(gpt4o) performs slightly worse than CodaMosa(codex), consistent with the findings of the CoverUp study [20], and considering that Codex is no longer available, we utilize the experimental data provided by CodaMosa for comparison. This dataset is publicly available at <https://github.com/microsoft/codamosa-dataset>.

4.1 RQ1: Effectiveness of TYPETEST

Coverage. Following CoverUp's approach, which measures module level coverage [20], we evaluate the statement and branch coverage of tests generated by TYPETEST in comparison to CoverUp, ChatTester, and CodaMosa.

Figure 1 shows the experimental results. In terms of coverage, TYPETEST achieved the highest statement coverage average (86.6%) compared to CoverUp (77.4%), CodaMosa (81.2%) and ChatTester (63.1%). Additionally, it boasts the highest branch coverage of 76.8%, surpassing CoverUp (62.0%), CodaMosa (67.5%), and ChatTester (41.1%). These results indicate that the test samples generated by TYPETEST provide better coverage of the tested project. Our improvements mainly occur on programs with a large number of dynamic types, on which CodaMosa and CoverUp achieve very low coverage, even 0% for some cases.

In terms of stability, TYPETEST (8.6%) exhibits a lower standard deviation compared to CodaMosa (16.2%), CoverUp (13.0%), and ChatTester (18.0%) in the coverage of statement. Moreover, when comparing the standard deviations of branch coverage with CoverUp (15.6%), CodaMosa (22.7%) and ChatTester (22.6%), TYPETEST (11.9%)

has the second lowest standard deviation. The factor that affects standard deviation is the low coverage. Meanwhile, TYPETEST also achieves the highest lower bound, with the lowest proportion of cases where statement coverage is below 40%, at only 3.2%. In contrast, CoverUp, CodaMosa, and ChatTester exhibit proportions of 15.2%, 9.6%, and 24.0%, respectively. This indicates that TYPETEST demonstrates greater stability in most scenarios.

Since CodaMosa achieves the second-highest coverage after TYPETEST, we select CodaMosa for further analysis. In the modules where TYPETEST achieves higher coverage, the most significant difference is observed in the *exc*s module of the *pyutils* project, where TYPETEST attains 100% coverage while CodaMosa achieves 0%. This module contains a single function, *ok*, which suppresses exceptions specified by the *exceptions* parameter. CodaMosa fails to generate valid inputs for this parameter, whereas TYPETEST succeeds, leading to full coverage.

In contrast, in modules where TYPETEST has lower coverage than CodaMosa, the lowest coverage is observed in the *transformers* module of the *py_backwards* project. This module utilizes the third-party library *typed_ast*, which is aliased as *ast*. LLMs mistakenly identify it as Python's standard *ast* module, preventing effective test case generation and limiting coverage improvement. Additionally, while CodaMosa does not generate assertions, TYPETEST produces meaningful assertions and discards test cases when assertion failures occur. This behavior contributes to lower coverage in some modules compared to test cases generated by CodaMosa.

Test Quality. High test coverage does not necessarily imply the effectiveness of assertions; however, mutation testing can assess assertion effectiveness by simulating faults [60]. Therefore, we use mutation testing to further evaluate the quality of assertions generated by TYPETEST. Since CodaMosa does not generate assertions, we use *mutmut*⁷ to measure the mutation score of test cases generated by the other three tools. In total, *mutmut* produced 5,341 mutants.

⁵<https://huggingface.co/BAAI/bge-large-en-v1.5>

⁶<https://github.com/chroma-core/chroma>

⁷<https://github.com/boxcd/mutmut>

Figure 6 presents the mean and variance of the mutation scores achieved by the three tools. As shown, TYPETEST achieves an average mutation score 19.8% higher than CoverUp and 23.8% higher than ChatTester. Additionally, the standard deviation of TYPETEST's mutation score is 9.4% lower than that of CoverUp and 11.2% lower than that of ChatTester. These results indicate that TYPETEST surpasses the current state-of-the-art in both performance and stability in mutation testing.

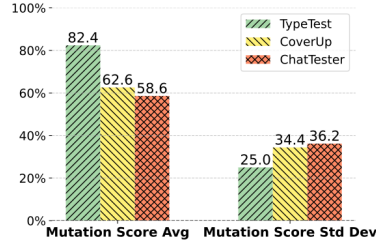


Figure 6: Mutation Score of different tools

In summary, TYPETEST can generate high coverage and high mutation score tests more stably in test generation than the previous state of the art.

4.2 RQ2: Ablation study on type inference techniques and RAG

In this RQ, we conduct two experiments: replacing the type inference tool to compare it with our type inference method, and removing the RAG process to evaluate the overall impact of RAG.

Since the core advantage of TYPETEST lies in providing LLMs with ample contextual information based on type inference, it is worth investigating whether existing type inference tools can accomplish the same task. Numerous Python type-inference tools have been developed, such as Type4Py [29] and Hityper [35]. Among them, Hityper effectively integrates static inference with deep learning techniques, making it the state-of-the-art solution.



Figure 7: Coverage results of TYPETEST variants

To investigate the ability of Hityper in assisting test case generation, we removed the type inference component from TYPETEST. We then integrate Hityper to infer the types of focal function parameters and use static analysis to retrieve the corresponding class definitions. LLMs are then employed to refine the extracted context, constructing a more informative input. We denote this modified version as TYPETEST with Hityper. To further explore the overall contribution of RAG to TYPETEST, we removed all RAG components

from TYPETEST and named the modified version TYPETEST without RAG.

Figure 7 presents the coverage results of TYPETEST, TYPETEST with Hityper and TYPETEST without RAG. From the figure, it is evident that TYPETEST consistently achieves higher statement and branch coverage than the other two tools. Additionally, TYPETEST with Hityper generally outperforms TYPETEST without RAG. We further investigate the reasons behind these results.

On average, TYPETEST achieves 6% higher statement coverage than TYPETEST with Hityper. This discrepancy is mainly due to inaccuracies in Hityper's parameter type inference. On one hand, static inference struggles with parameter type analysis because parameters act as function entry points for data flow, often lacking explicit definitions or assignments [35]. On the other hand, deep learning-based type inference performs poorly on rare types in the dataset, particularly user-defined types. For example, in the *httplib* project module *plugins.manager*, many functions require a parameter of type *Type[BasePlugin]*, where *BasePlugin* is a user-defined type. However, Hityper incorrectly infers this type as *str*, leading to the generation of low-coverage, low-quality tests. In contrast, the RAG system of TYPETEST retrieves relevant contextual information based on the parameter's behavior within the function, enabling the generation of test cases that achieve 100% coverage.

The average statement coverage of TYPETEST exceeds that of TYPETEST without RAG by 11.9%. Compared to TYPETEST, TYPETEST without RAG lacks the ability to dynamically retrieve contextual information from the project, making it less effective in handling larger projects. For the five largest projects, TYPETEST achieves 13.4% higher average statement coverage than TYPETEST without RAG, while for smaller projects, the improvement is 9.6%.

In summary, TYPETEST's type inference is more effective than Hityper in supporting test generation, as it better handles user-defined types. Additionally, the RAG mechanism plays a crucial role in dynamically retrieving relevant context, significantly improving test coverage and overall effectiveness.

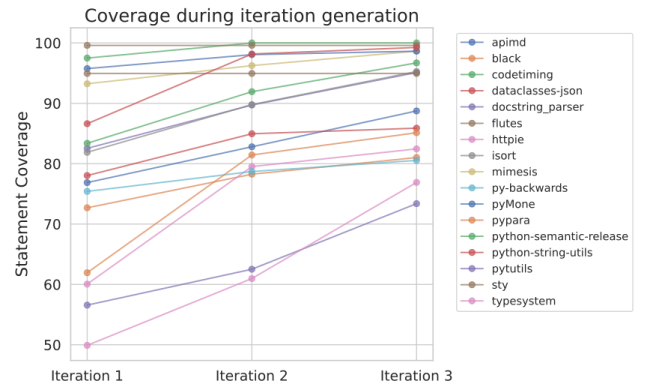


Figure 8: TYPETEST Statement coverage for each iteration

4.3 RQ3: Impact of Iterative Strategy

To assess the effectiveness of the iterative strategy, we conduct experiments across multiple iterations. Figure 8 illustrates the statement coverage achieved for each project over three iterations. The iterative strategy significantly improves the statement coverage, with the average coverage improving by 10.8% for the third iteration. For example, for the project `httpie`, when using iterative strategy, the statement coverage increases 22.4%. Further investigation, we observe that the iterative strategy performs better on the projects whose first test generation's coverage is low. We calculate the coverage improvement on the project whose coverage is below 80% after the first iteration. The results show that the averaged coverage increases by 15.3%, which highlights the help of iterative strategy on the projects with low coverage. These results confirm that iterative strategy boosts their ability to provide full coverage of the tested code by increasing the low coverage.

In summary, the results confirm that the iterative strategy improves overall code coverage.

5 Threats to Validity

The effectiveness of `TYPE-TEST` faces challenges due to variations in LLMs' performance, particularly regarding the applicability of LLMs and their stability when handling projects with extensive codebases. Although we achieved favorable results using GPT-4o, different LLMs may yield varied outcomes, which impacts `TYPE-TEST`'s overall performance. Additionally, as RAG relies on similarity matching and the token limitation of LLMs, `TYPE-TEST`'s performance may degrade when processing a single function with a large number of lines of code. Future work will focus on improving scalability for large codebases, minimizing retrieval omissions in the RAG process, and testing a broader range of LLMs to enhance `TYPE-TEST`'s generalization.

6 Related Work

Our work relates to the following areas: Search-Based Software Testing (SBST), and LLM-based unit test generation.

6.1 Search Based Software Testing (SBST)

SBST employs search algorithms to automatically generate test cases [15, 24, 42, 47], which can greatly reduce the time developers spend on test case creation [44], while also generating boundary cases and exceptional inputs that are often challenging to identify manually. Various SBST-based tools and algorithms have been developed to generate test cases for programming languages such as Java, Python, and JavaScript, some of which support multiple testing objectives, including statement and branch coverage [10, 12, 18, 30].

EvoSuite [22, 45, 46] is a well-known tool based on SBST, which automatically generates JUnit test suites that maximize code coverage. Randoop [33] is a feedback-directed random test generation tool that generates test cases by randomly combining previously executed statements that did not result in failures. Algorithm MOSA (Multi-Objective Simulated Annealing) [43], and algorithms related to it, such as DynaMOSA [34] and MIO (Many Independent Objective) [4, 5], are used for test generation, and particularly effective at

handling multiple objectives, containing line coverage, branch coverage, and multiple mutants in mutation testing. Sapienz [6, 27, 31] is an approach to Android testing that uses multi-objective SBST to optimize test sequences for brevity and effectiveness in revealing faults. Sapienze leverages a combination of random fuzzing, systematic exploration, and SBST. Pynguin is an extendable test-generation framework for Python, which is a dynamic type programming language [17, 23, 25, 37].

Despite the development of many SBST-based test case generation tools, they have notable limitations. These tools typically produce only boundary condition test cases, with assertions limited to simple equality checks. Additionally, when software updates occur, generating new test cases can be time-consuming, even for minimal changes. Furthermore, inaccurate type inference restricts their effectiveness, particularly in dynamically-typed languages like Python, which employs duck typing [24]. In contrast, `TYPE-TEST` generates test cases providing more accurate type inference, enhancing overall test effectiveness.

6.2 LLM-Based Unit Test Generation

LLM-based unit test generation [41, 55] is the technique that leverages large language models trained to automatically generate unit tests for software code. There has been a large number of works or tools generating test cases with Large Language Models (LLMs) [52, 54, 56], demonstrating impressive results. MuTAP [8] is a prompt-based learning technique to generate effective test cases with LLMs, which improves the effectiveness of test cases generated by LLMs in terms of revealing bugs by leveraging mutation testing. TestPilot [40] is a tool for automatically generating unit tests for npm packages written in JavaScript/TypeScript using LLM, which provides LLM with the signature and implementation of the function under test, along with usage extracted from the documentation. ChatUnitTest [7, 51] utilizes an LLM-based approach encompassing valuable context in prompts and rectifying errors in generated unit tests. ChatTester [58] is a Maven plugin similar to ChatUnitTest above, which leverages ChatGPT to improve the quality of its generated tests. LLM4Fin [53] is designed for testing real-world stock-trading software, which generates comprehensive testable scenarios for extracted business rules. CodaMosa [21] developed by Microsoft combines SBST and LLMs, using LLM to help SBST's exploration. LLM will provide examples for SBST when its coverage improvements stall to help SBST search more useful areas. Recent work [59] explores automated assertion generation with LLMs, conducting a large-scale evaluation of different models and demonstrating their effectiveness in improving assertion quality and detecting real-world bugs. Reed et al. [36] investigates state-based testing techniques for object-oriented software, leveraging class-based unit tests and state-driven methodologies to improve testing effectiveness in large-scale systems.

While existing tools rely on prompts to guide LLMs in generating test cases, they fail to incorporate type information from previous test cases. For instance, TestPilot does not adapt its prompts based on type information, nor does it refine them when type information does not improve. Similarly, CodaMosa only prompts the LLM when necessary to support SBST, positioning the LLM as a supplementary component rather than a primary driver of test case generation. In

contrast, our tool, `TYPETEST`, leverages type information to guide the LLM in generating test cases that are more likely to improve coverage. This is achieved through the use of retrieval-augmented generation (RAG) [38], which integrates the strengths of both retrieval and generative models, thereby enriching the LLM with additional, context-specific information.

7 Conclusion

We proposed RAG-based type inference for Unit Test Generation, a method that enhances the authenticity and correctness of test cases for dynamically typed languages by utilizing accurate type information during testing. By leveraging call instance retrieval and feature-based retrieval, `TYPETEST` improved the capability of LLMs to construct correct test objects and invoke the function under test. Furthermore, `TYPETEST` enhanced the ability of LLMs to generate assertions by employing call graph-based analysis. `TYPETEST` also employed an iterative strategy, utilizing the generated test cases and coverage information to aid in subsequent generations and improve coverage. We evaluated our approach on 17 open-source projects and found that our performance was superior and more stable compared to other tools. Future work will focus on extending `TYPETEST` to other dynamically-typed languages and improving its efficiency.

References

- [1] Miltiadis Allamanis, Earl T Barr, Soline Ducousso, and Zheng Gao. 2020. Typilus: Neural type hints. In *Proceedings of the 41st acm sigplan conference on programming language design and implementation*. 91–105.
- [2] Christopher Anderson, Paola Giannini, and Sophia Drossopoulou. 2005. Towards type inference for JavaScript. In *ECOOP 2005-Object-Oriented Programming: 19th European Conference, Glasgow, UK, July 25-29, 2005. Proceedings 19*. Springer, 428–452.
- [3] J. H. Andrews, T. Menzies, and F. C. H. Li. 2011. Genetic algorithms for randomized unit testing. *IEEE Transactions on Software Engineering* 37, 1 (2011), 80–94.
- [4] Andrea Arcuri. 2017. Many independent objective (MIO) algorithm for test suite generation. In *Search Based Software Engineering: 9th International Symposium, SBSE 2017, Paderborn, Germany, September 9-11, 2017, Proceedings 9*. Springer, 3–17.
- [5] Andrea Arcuri. 2018. Test suite generation with the Many Independent Objective (MIO) algorithm. *Information and Software Technology* 104 (2018), 195–206.
- [6] Iván Arcuschin, Juan Pablo Galeotti, and Diego Garbervetsky. 2023. An Empirical Study on How Sapienz Achieves Coverage and Crash Detection. *Journal of Software: Evolution and Process* 35, 4 (2023), e2411.
- [7] Yinghao Chen, Zehao Hu, Chen Zhi, Junxiao Han, Shuiguang Deng, and Jianwei Yin. 2024. Chatunitest: A framework for llm-based test generation. In *Companion Proceedings of the 32nd ACM International Conference on the Foundations of Software Engineering*. 572–576.
- [8] Arghavan Moradi Dakhel, Amin Nikanjam, Vahid Majdinasab, Foutse Khomh, and Michel C Desmarais. 2024. Effective test generation using pre-trained large language models and mutation testing. *Information and Software Technology* 171 (2024), 107468.
- [9] Matthew C Davis, Sangheon Choi, Sam Estep, Brad A Myers, and Joshua Sunshine. 2023. NaNoFuzz: A Usable Tool for Automatic Test Generation. In *Proceedings of the 31st ACM Joint European Software Engineering Conference and Symposium on the Foundations of Software Engineering*. 1114–1126.
- [10] Pouria Derakhshanfar and Xavier Devroey. 2023. Basic block coverage for unit test generation at the SBST 2022 tool competition. In *Proceedings of the 15th Workshop on Search-Based Software Testing (Pittsburgh, Pennsylvania) (SBST '22)*. Association for Computing Machinery, New York, NY, USA, 37–38. doi:10.1145/3526072.3527528
- [11] Matouš Eibich, Shivay Nagpal, and Alexander Fred-Ojala. 2024. ARAGOG: Advanced RAG output grading. *arXiv preprint arXiv:2404.01037* (2024).
- [12] Raihana Ferdous, Chia-kang Hung, Fitsum Kifetew, Davide Prandi, and Angelo Susi. 2023. EvoMBT at the SBST 2022 tool competition. In *Proceedings of the 15th Workshop on Search-Based Software Testing (Pittsburgh, Pennsylvania) (SBST '22)*. Association for Computing Machinery, New York, NY, USA, 51–52. doi:10.1145/3526072.3527534
- [13] Michael Furr, Jong-hoon An, Jeffrey S Foster, and Michael Hicks. 2009. Static type inference for Ruby. In *Proceedings of the 2009 ACM symposium on Applied Computing*. 1859–1866.
- [14] Andrew Gao. 2023. Prompt engineering for large language models. Available at SSRN 4504303 (2023).
- [15] Sepideh Kashefi Gargari and Mohammad Reza Keyvanpour. 2021. SBST challenges from the perspective of the test techniques. In *2021 12th International Conference on Information and Knowledge Technology (IKT)*. 119–123. doi:10.1109/IKT54664.2021.9685297
- [16] Patrice Godefroid, Nils Klarlund, and Koushik Sen. 2005. DART: Directed automated random testing. In *Proceedings of the 2005 ACM SIGPLAN conference on Programming language design and implementation*. ACM, 213–223.
- [17] Lucca Guerino and Auri Vincenzi. 2023. An Experimental Study Evaluating Cost, Adequacy, and Effectiveness of Pynguin's Test Sets. In *Proceedings of the 8th Brazilian Symposium on Systematic and Automated Software Testing*. 5–14.
- [18] Giovanni Guizzo and Sebastiano Panichella. 2023. Fuzzing vs SBST: Intersections & Differences. *SIGSOFT Softw. Eng. Notes* 48, 1 (Jan. 2023), 105–107. doi:10.1145/3573074.3573102
- [19] Sungjae Hwang, Sungho Lee, Jihoon Kim, and Sukyoung Ryu. 2021. Justgen: Effective test generation for unspecified JNI behaviors on jvms. In *2021 IEEE/ACM 43rd International Conference on Software Engineering (ICSE)*. IEEE, 1708–1718.
- [20] Emery D. Berger Juan Altmayer Pizzorno. 2024. CoverUp: Coverage-Guided LLM-Based Test Generation. *arXiv preprint arXiv:2403.16218*, 2024 - [arxiv.org](https://arxiv.org/abs/2403.16218) (2024).
- [21] Caroline Lemieux, Jeevana Priya Inala, Shuvendu K Lahiri, and Siddhartha Sen. 2023. Codamosa: Escaping coverage plateaus in test generation with pre-trained large language models. In *2023 IEEE/ACM 45th International Conference on Software Engineering (ICSE)*. IEEE, 919–931.
- [22] Yun Lin, You Sheng Ong, Jun Sun, Gordon Fraser, and Jin Song Dong. 2021. Graph-Based Seed Object Synthesis for Search-Based Unit Testing. In *Proceedings of the 29th ACM Joint Meeting on European Software Engineering Conference and Symposium on the Foundations of Software Engineering (Athens, Greece) (ESEC/FSE 2021)*. Association for Computing Machinery, New York, NY, USA, 1068–1080. doi:10.1145/3468264.3468619
- [23] Stephan Lukaszczuk and Gordon Fraser. 2022. Pynguin: Automated unit test generation for python. In *Proceedings of the ACM/IEEE 44th International Conference on Software Engineering: Companion Proceedings*. 168–172.
- [24] Stephan Lukaszczuk, Florian Kroiß, and Gordon Fraser. 2021. An Empirical Study of Automated Unit Test Generation for Python. *CoRR abs/2111.05003* (2021). arXiv:2111.05003 <https://arxiv.org/abs/2111.05003>
- [25] Stephan Lukaszczuk, Florian Kroiß, and Gordon Fraser. 2023. An empirical study of automated unit test generation for Python. *Empirical Software Engineering* 28, 2 (2023), 36.
- [26] Lin Ma, Cyril Artho, Chao Zhang, et al. 2015. Grt: Program-analysis-guided random testing. In *2015 30th IEEE/ACM International Conference on Automated Software Engineering (ASE)*. IEEE, 212–223.
- [27] Ke Mao, Mark Harman, and Yue Jia. 2016. Sapienz: Multi-objective automated testing for android applications. In *Proceedings of the 25th international symposium on software testing and analysis*. 94–105.
- [28] Amir M Mir, Evaldas Latoškinas, and Georgios Gousios. 2021. Manytypes4py: A benchmark python dataset for machine learning-based type inference. In *2021 IEEE/ACM 18th International Conference on Mining Software Repositories (MSR)*. IEEE, 585–589.
- [29] Amir M Mir, Evaldas Latoškinas, Sebastian Proksch, and Georgios Gousios. 2022. Type4py: Practical deep similarity learning-based type inference for python. In *Proceedings of the 44th International Conference on Software Engineering*. 2241–2252.
- [30] Mahshid Helali Moghadam, Markus Borg, and Seyed Jalaeddin Mousavirad. 2021. Deeper at the SBST 2021 Tool Competition: ADAS Testing Using Multi-Objective Search. In *2021 IEEE/ACM 14th International Workshop on Search-Based Software Testing (SBST)*. 40–41. doi:10.1109/SBST52555.2021.00018
- [31] Iván Arcuschin Moreno, Juan Pablo Galeotti, and Diego Garbervetsky. 2020. Algorithm or Representation? An empirical study on how SAPIENZ achieves coverage. In *Proceedings of the IEEE/ACM 1st International Conference on Automation of Software Test*. 61–70.
- [32] Wonseok Oh and Hakjoo Oh. 2022. PyTER: effective program repair for Python type errors. In *Proceedings of the 30th ACM Joint European Software Engineering Conference and Symposium on the Foundations of Software Engineering*. 922–934.
- [33] Carlos Pacheco and Michael D. Ernst. 2007. Randoop: feedback-directed random testing for Java. In *Companion to the 22nd ACM SIGPLAN Conference on Object-Oriented Programming Systems and Applications Companion* (Montreal, Quebec, Canada) (OOPSLA '07). Association for Computing Machinery, New York, NY, USA, 815–816. doi:10.1145/1297846.1297902
- [34] Annibale Panichella, Fitsum Meshesha Kifetew, and Paolo Tonella. 2017. Automated test case generation as a many-objective optimisation problem with dynamic selection of the targets. *IEEE Transactions on Software Engineering* 44, 2 (2017), 122–158.

- [35] Yun Peng, Cuiyun Gao, Zongjie Li, Bowei Gao, David Lo, Qirun Zhang, and Michael Lyu. 2022. Static inference meets deep learning: a hybrid type inference approach for python. In *Proceedings of the 44th International Conference on Software Engineering*. 2019–2030.
- [36] HG Reed, CD Turner, JB Aibel, and JT Dalton. 2025. Practical object-oriented state-based unit testing. *WIT Transactions on Information and Communication Technologies* 9 (2025).
- [37] Mikael Ebrahimi Salari, Eduard Paul Enou, Cristina Secleanu, Wasif Afzal, and Filip Sebek. 2023. Automating test generation of industrial control software through a plc-to-python translation framework and pynguin. In *2023 30th Asia-Pacific Software Engineering Conference (APSEC)*. IEEE, 431–440.
- [38] Alireza Salemi and Hamed Zamani. 2024. Evaluating retrieval quality in retrieval-augmented generation. In *Proceedings of the 47th International ACM SIGIR Conference on Research and Development in Information Retrieval*. 2395–2400.
- [39] Vitalis Salis, Thodoris Sotiropoulos, Panos Louridas, Diomidis Spinellis, and Dimitris Mitropoulos. 2021. Pygc: Practical call graph generation in python. In *2021 IEEE/ACM 43rd International Conference on Software Engineering (ICSE)*. IEEE, 1646–1657.
- [40] Max Schäfer, Sarah Nadi, Aryaz Eghbali, and Frank Tip. 2023. An empirical evaluation of using large language models for automated unit test generation. *IEEE Transactions on Software Engineering* (2023).
- [41] Max Schäfer, Sarah Nadi, Aryaz Eghbali, and Frank Tip. 2024. An Empirical Evaluation of Using Large Language Models for Automated Unit Test Generation. *IEEE Transactions on Software Engineering* 50, 1 (2024), 85–105. doi:10.1109/TSE.2023.3334955
- [42] Yutian Tang, Zhijie Liu, Zhichao Zhou, and Xiapu Luo. 2024. ChatGPT vs SBST: A Comparative Assessment of Unit Test Suite Generation. *IEEE Transactions on Software Engineering* 50, 6 (2024), 1340–1359. doi:10.1109/TSE.2024.3382365
- [43] Ekunda Lukata Ulungu, JFPH Teghem, PH Fortemps, and Daniel Tuytens. 1999. MOSA method: a tool for solving multiobjective combinatorial optimization problems. *Journal of multicriteria decision analysis* 8, 4 (1999), 221.
- [44] MS Vasudevan, Santosh Biswas, and Aryabartta Sahu. 2021. Automated Low-Cost SBST Optimization Techniques for Processor Testing. In *2021 34th International Conference on VLSI Design and 2021 20th International Conference on Embedded Systems (VLSID)*. 299–304. doi:10.1109/VLSID51830.2021.00056
- [45] Sebastian Vogl, Sebastian Schweikl, and Gordon Fraser. 2021. Encoding the certainty of boolean variables to improve the guidance for search-based test generation. In *Proceedings of the Genetic and Evolutionary Computation Conference*. 1088–1096.
- [46] Sebastian Vogl, Sebastian Schweikl, Gordon Fraser, Andrea Arcuri, Jose Campos, and Annibale Panichella. 2021. EVOSUITE at the SBST 2021 Tool Competition. In *2021 IEEE/ACM 14th International Workshop on Search-Based Software Testing (SBST)*. IEEE, 28–29.
- [47] Junjie Wang, Yuchao Huang, Chunyang Chen, Zhe Liu, Song Wang, and Qing Wang. 2024. Software Testing With Large Language Models: Survey, Landscape, and Vision. *IEEE Transactions on Software Engineering* 50, 4 (2024), 911–936. doi:10.1109/TSE.2024.3368208
- [48] Anjiang Wei, Yinlin Deng, Chenyuan Yang, and Lingming Zhang. 2022. Free lunch for testing: Fuzzing deep-learning libraries from open source. In *Proceedings of the 44th International Conference on Software Engineering*. 995–1007.
- [49] Jules White, Quchen Fu, Sam Hays, Michael Sandborn, Carlos Olea, Henry Gilbert, Ashraf Elnashar, Jesse Spencer-Smith, and Douglas C Schmidt. 2023. A prompt pattern catalog to enhance prompt engineering with chatgpt. *arXiv preprint arXiv:2302.11382* (2023).
- [50] Ratnadira Widyasari, Sheng Qin Sim, Camellia Lok, Haodi Qi, Jack Phan, Qijin Tay, Constance Tan, Fiona Wee, Jodie Ethelda Tan, Yuheng Yieh, et al. 2020. Bugsinpy: a database of existing bugs in python programs to enable controlled testing and debugging studies. In *Proceedings of the 28th ACM joint meeting on european software engineering conference and symposium on the foundations of software engineering*. 1556–1560.
- [51] Zhuokui Xie, Yinghao Chen, Chen Zhi, Shuiguang Deng, and Jianwei Yin. 2023. ChatUniTest: a ChatGPT-based automated unit test generation tool. *arXiv preprint arXiv:2305.04764* (2023).
- [52] Congying Xu, Songqiang Chen, Jiarong Wu, Shing-Chi Cheung, Valerio Terragni, Hengcheng Zhu, and Jialun Cao. 2024. MR-Adopt: Automatic Deduction of Input Transformation Function for Metamorphic Testing. *arXiv preprint arXiv:2408.15815* (2024).
- [53] Zhiyi Xue, Liangguo Li, Senyue Tian, Xiaohong Chen, Pingping Li, Liangyu Chen, Tingting Jiang, and Min Zhang. 2024. LLM4Fin: Fully Automating LLM-Powered Test Case Generation for FinTech Software Acceptance Testing. In *Proceedings of the 33rd ACM SIGSOFT International Symposium on Software Testing and Analysis (Vienna, Austria) (ISSTA 2024)*. Association for Computing Machinery, New York, NY, USA, 1643–1655. doi:10.1145/3650212.3680388
- [54] Chen Yang, Junjie Chen, Bin Lin, Jianyi Zhou, and Ziqi Wang. 2024. Enhancing LLM-based Test Generation for Hard-to-Cover Branches via Program Analysis. *arXiv preprint arXiv:2404.04966* (2024).
- [55] Lin Yang, Chen Yang, Shutao Gao, Weijing Wang, Bo Wang, Qihao Zhu, Xiao Chu, Jianyi Zhou, Guangtai Liang, Qianxiang Wang, et al. 2024. An empirical study of unit test generation with large language models. *arXiv preprint arXiv:2406.18181* (2024).
- [56] Lin Yang, Chen Yang, Shutao Gao, Weijing Wang, Bo Wang, Qihao Zhu, Xiao Chu, Jianyi Zhou, Guangtai Liang, Qianxiang Wang, et al. 2024. On the Evaluation of Large Language Models in Unit Test Generation. In *Proceedings of the 39th IEEE/ACM International Conference on Automated Software Engineering*. 1607–1619.
- [57] Qian Yang, J Jenny Li, and David Weiss. 2006. A survey of coverage based testing tools. In *Proceedings of the 2006 international workshop on Automation of software test*. 99–103.
- [58] Zhiqiang Yuan, Yiling Lou, Mingwei Liu, Shiji Ding, Kaixin Wang, Yixuan Chen, and Xin Peng. 2023. No more manual tests? evaluating and improving chatgpt for unit test generation. *arXiv preprint arXiv:2305.04207* (2023).
- [59] Quanjun Zhang, Weifeng Sun, Chunrong Fang, Bowen Yu, Hongyan Li, Meng Yan, Jianyi Zhou, and Zhenyu Chen. 2025. Exploring automated assertion generation via large language models. *ACM Transactions on Software Engineering and Methodology* 34, 3 (2025), 1–25.
- [60] Yucheng Zhang and Ali Mesbah. 2015. Assertions are strongly correlated with test suite effectiveness. In *Proceedings of the 2015 10th Joint Meeting on Foundations of Software Engineering*. 214–224.
- [61] Zhe Zhang, Xingyu Liu, Yuanzhang Lin, Xiang Gao, Hailong Sun, and Yuan Yuan. 2024. LLM-based Unit Test Generation via Property Retrieval. *arXiv preprint arXiv:2410.13542* (2024).
- [62] Zhichao Zhou, Yuming Zhou, Chunrong Fang, Zhenyu Chen, and Yutian Tang. 2022. Selectively combining multiple coverage goals in search-based unit test generation. In *Proceedings of the 37th IEEE/ACM International Conference on Automated Software Engineering*. 1–12.