

SynLlama: Generating Synthesizable Molecules and Their Analogs with Large Language Models

Kunyang Sun¹, Dorian Bagni^{1,Δ}, Joseph M. Cavanagh^{1,Δ}, Yingze Wang¹,
Jacob M. Sawyer⁴, Andrew Gritsevskiy⁵, Teresa Head-Gordon^{*1-3}

¹Kenneth S. Pitzer Theory Center and Department of Chemistry, ²Department of Bioengineering, ³Department of Chemical and Biomolecular Engineering, University of California, Berkeley, CA, 94720 USA

⁴Department of Chemistry, University of Minnesota, 207 Pleasant Street SE, Minneapolis, MN 55455, USA ⁵Contramont Research, San Francisco, CA, 94158 USA

⁵Contramont Research, San Francisco, CA, 94158 USA

^Δauthors contributed equally

corresponding author: thg@berkeley.edu

Abstract

Generative machine learning models for small molecule drug discovery have shown immense promise, but many molecules generated by this approach are too difficult to synthesize to be worth further investigation and/or development. We present a novel approach by fine-tuning Meta’s Llama3 large language models (LLMs) to create SynLlama, which generates full synthetic pathways made of commonly accessible building blocks and robust organic reaction templates. SynLlama explores a large synthesizable space using significantly less data compared to other state-of-the-art methods, and offers strong performance in bottom-up synthesis, synthesizable analog generation, and hit expansion, offering medicinal chemists a valuable tool for drug discovery developments. We find that SynLlama, even without training on external building blocks, can effectively generalize to unseen yet purchasable building blocks, meaning that its reconstruction capabilities extend to a broader synthesizable chemical space than the training data.

1 Introduction

Drug discovery campaigns have led to the development of pharmaceuticals that address a variety of disease conditions, and which have been shown to be a significant factor in increasing human life expectancy over many decades.¹⁻⁶ In order to better optimize the drug discovery pipeline for new small molecule therapeutics, early screening steps require the construction of large molecular libraries, such as DNA-encoded libraries⁷ or the Enamine libraries⁸, that allow for high-throughput experimental and virtual screening of drug binders

to desirable targets. To illustrate, the Enamine REAL library is comprised of 38 billion drug-like compounds that take advantage of a large set of optimized reactions and building blocks that allow for rapid and reliable synthesis with over 85% success rate.⁸ DNA-encoded libraries of drug-like molecules⁹, with upper bounds of 100 billion molecules, define a unique DNA sequence that acts as a "bar code" defining its synthesis pathway. Given these large libraries high throughput screening methods are then enabled to isolate the most tightly binding molecules to valued targets using experimental or virtual screening.¹⁰⁻¹⁴ However these screened compound collections are often unsuccessful in generating active compounds to some drug targets because they lack sufficient chemical diversity in the screening libraries. In fact an enumeration of possible drug candidates has been estimated to be enormous - a chemical space of $\sim 10^{60}$ drug-like molecular compounds.¹⁵

With recent advances in artificial intelligence and deep learning, generative models have started filling in the void for expanding to greater drug-like molecular diversity. After training on databases containing various ligand representations¹⁶⁻²⁰, machine learning models, including string-based 1D generative models and structure-aware 3D *de novo* methods, have paved the way for quick exploration of greater swaths of unseen chemical space²¹⁻³⁸. However, even with their exceptional generative capabilities, these models still face one major challenge: their proposed *de novo* molecules lack practical guarantees of synthesizability, which limits their utility to medicinal chemists and drug discovery in general³⁹⁻⁴¹. For generative approaches in small-molecule drug discovery to fulfill their vast potential, ensuring synthetic feasibility is essential to bridge the gap between *in silico* drug design and the realistic applicability of computationally generated molecules.

Efforts have been made to address the problem of poor synthesizability of *de-novo*-generated molecules. One line of research focuses on integrating empirical scoring functions, such as the SA score⁴², into the objective functions of learning algorithms. However most SA scores are unreliable and can lead to generation of unsynthesizable molecules because the scoring function only relies on identifying common fragments in molecules⁴³. These scoring functions also assign bad scores to complex yet synthesizable molecules that require multi-step synthetic pathways, which causes generative models to miss viable candidates⁴⁴.

Alternatively, proposing molecular candidates using commercially available building blocks and commonly known organic reaction templates through forward synthesis offers enhanced synthetic tractability. Importantly, this strategy is appealing to medicinal chemists, since it offers realistic and actionable synthesis pathways for them to examine and execute. Some models in this direction apply rule-based synthesis and optimization on building blocks alone to generate novel molecules with desired chemical properties⁴⁵⁻⁴⁷. Other models condition on input molecules to propose synthetic pathways using commercially available building blocks and well-validated reaction templates. The resulting molecules from proposed syntheses can either lead to full construction of the target molecule or the generation of structurally similar analogs within the predefined chemical search space. For example, SynNet⁴⁸ constructs synthetic trees via Markov Decision Processes MDPs that use multilayer perceptrons to choose the next action space, but it struggles at planning synthesis for previously unseen molecules. More recent models such as ChemProjector⁴⁹ and Synformer⁵⁰ use transformers to decode for the next action space and have achieved good empirical performances. But the primary drawbacks of these ML models is that the training requires several hundred million synthetic pathway data, and is limited to the chemical space defined by the building blocks and

reaction templates that limits possible synthesis pathways to novel molecules.

While current methods of generating synthesizable molecules through sequences of reactions with commercially available building blocks show promise, their requirements of a significant amount of reaction data and a defined chemical space have directed our attention towards large language models (LLMs). These models offer a compelling alternative due to their foundational nature and adaptability to downstream tasks.⁵¹ LLMs inherently possess extensive chemical knowledge, and recent advancements have focused on extracting and applying this knowledge for predictive and optimization tasks using natural language guidance⁵²⁻⁵⁵. Furthermore, after some supervised fine-tuning, LLM models can perform at the same level as chemical language models trained solely on chemical representations, all while requiring less data.³⁸ The efficiency gained from fine-tuning LLMs thus motivates us to explore their potential in more complex tasks, such as forward synthesis planning, which could pave the way for more cost-effective developments in drug discovery.

Herein, we present SynLlama, an LLM-based tool using the open-source Llama-3.1-8B and Llama-3.2-1B foundation models⁵⁶ to deduce synthetic routes for target molecules or closely related analog molecules. SynLlama proposes the necessary reaction (RXN) sequences and commercially available building blocks (BBs) required for performing the synthesis, presenting molecules within a diverse yet synthesizable chemical space. Though trained on nearly one to two orders of magnitude less data than the current state-of-the-art models, SynLlama demonstrates competitive performances as other models in relevant tasks for drug discovery, including synthesis planning for target and analog molecules of pharmaceutical interest. Moreover, because of its generative nature, SynLlama has the added ability to explore commercially available building blocks beyond the predefined synthetic space introduced at the training stage, which previous models are unable to explore.

2 Overview of SynLlama Workflow

The SynLlama workflow illustrated in Figure 1 facilitates the creation of more synthesizable compounds in an expanded chemical space, offering a strategy to reduce synthesis complexity while preserving the desired molecule or finding a synthesizable analog with good molecular similarity to the target. Although general-purpose LLMs such as the Llama 3 models⁵⁶, are known for their ability to perform well on a diverse set of chemistry tasks^{57,58}, there are three essential components to convert them into expert models that can generate synthetic pathway for a related molecule given a target molecule: 1) a reliable and diverse set of reaction data that covers a large synthesizable chemical space, 2) an efficient supervised fine-tuning (SFT) strategy to train a general-purpose LLM on this reaction data, and 3) a reconstruction algorithm that can transform the output of the fine-tuned LLM into valid synthesis routes, ensuring the final products lie within a commercially available chemical search space. In the following sections, we detail our methods and procedures for achieving the three goals to yield the SynLlama models.

2.1 Reaction Data Generation

As illustrated in Figure 1(a), our defined chemical space for training consists of molecules that can be synthesized in at most five steps with 229,579 Enamine building blocks²⁰ (BBs) and 91 well-validated organic reactions (RXNs) selected by Gao et al.⁴⁸ from the works of Hartenfeller et al.⁵⁹ and Button et al.⁶⁰. As a result, there are $\sim 10^{30}$ molecules within this space that can be represented by a synthesis path comprising a sequence of BBs and RXNs. To enumerate molecules within this space, we use an iterative approach by selecting RXN templates and searching for compatible BBs. Specifically, the selection of the initial RXN is guided by a probabilistic model based on the number of compatible BBs. Within these compatible BB reactants, the initial BBs are selected at random to form an intermediate via the selected RXN template. This intermediate is then used to match for subsequent RXNs and recruit additional BBs to expand the molecular synthesis pathway. The expansion process continues until no further reactions are possible or the reaction reaches five steps (Figure 1(b)). After training on these representations, our LLM will be able to build powerful connections by mapping input molecules to a sequence of BBs and RXNs that represent synthesis routes.

2.2 Supervised Fine-tuning and Inference from SynLlama

To create the SynLlama model, we need to establish data generation protocols for supervised fine-tuning (SFT) of the Llama 3 models as shown schematically in Figure 1(c). When generating reaction data in text format, we choose to represent the BBs and intermediates along the synthetic pathway using SMILES⁶¹ strings, while RXNs are explicitly defined in the SMARTS⁶² format. These structured chemical notations aim to enhance SynLlama’s ability to systematically identify and deconstruct bonds according to RXN templates, effectively dismantling input molecules into building-block-sized fragments. For defining the training BBs, we calculate the Morgan fingerprints⁶³ of all BBs and employ KNN clustering to create 128 groups. We then randomly withhold one group as the test set, resulting in $\sim 228,000$ BBs for training and $\sim 1,000$ for testing. All reaction templates are accessible to both the training and testing BBs, thereby defining the training and testing chemical spaces. In addition, since our goal is for SynLlama to learn to link molecules with their synthesis routes, our prompt-response pairs are structured according to retrosynthesis, as depicted in Figure 1(c) and shown in detail in Supplementary Figure S1. Such engineered prompts allow the SynLlama model to learn to construct synthesis pathways for the input molecules by inferring sequences of BBs and RXNs, as well as the intermediate steps. While theoretically the model could predict BBs and RXNs without intermediates, we still include them in individual reaction steps in the hope of activating the inherent chemical knowledge in LLMs and enhancing their understanding of synthesis patterns.

We have considered both Llama-3.1-8B (8 Billion parameters) and Llama-3.2-1B (1 Billion parameters) for SFT using datasets of varying sizes. Specifically, Llama-3.1-8B is fine-tuned with datasets containing 100k and 500k synthesis routes, requiring 40 and 240 A-40 hours respectively. Llama-3.2-1B, on the other hand, is trained with datasets containing 500k and 2M synthesis entries, requiring approximately 60 and 240 hours respectively. Herein, we refer to the trained models as SynLlama-(parameter count)-(number of reactions trained)

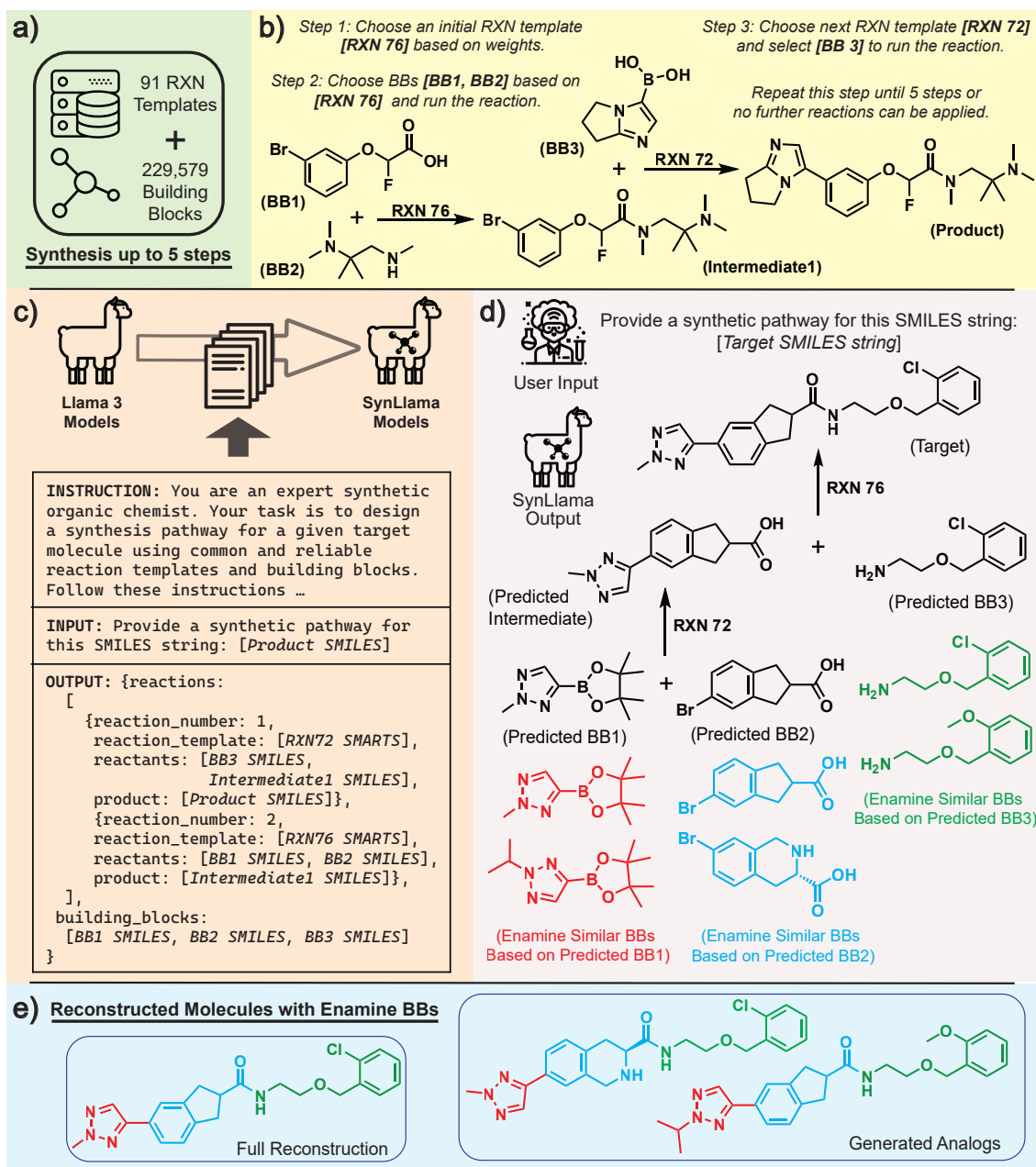


Figure 1: Overview of the SynLlama workflow including data generation, supervised fine-tuning, inference, and reconstruction. (a) The predefined synthesizable chemical space of reaction templates (RXN) and building blocks (BBs) that covers billions of molecules. (b) An example synthesis data and its generation process from the defined synthesizable chemical space to create training examples. Here, RXN 76 represents amide coupling and RXN 72 represents Suzuki coupling. (c) A schematic representation of supervised fine-tuning that converts Llama 3 models to SynLlama models, along with the instruction, input, and output for the example synthesis in (b). (d) SynLlama’s inference on an unseen test molecule. Black represents SynLlama’s raw retrosynthetic output consisting of RXN sequences and predicted BBs, while colored BBs indicate the top two most similar BBs to the predicted ones from the Enamine building block library. Here, RXN 76 represents amide coupling and RXN 72 represents Suzuki coupling. (e) Reconstructed molecules using the predicted reaction sequences and similar building blocks from the Enamine building block library. In this example, all predicted building blocks are present in the Enamine library, allowing for the complete reconstruction of the input molecule and the generation of close analogs.

in the first part of Results. For example, SynLlama-1B-2M represents a model fine-tuned from Llama-3.2-1B with 2M synthesis routes. Further details of the SFT are provided in the Supplementary Information.

After training the SynLlama models, we apply the consistent prompt setup to perform inferences on molecules. For any given molecule, the SynLlama models predict reaction sequences in SMARTS format and generate SMILES strings for all the reactants, products, and BBs for the reactions they predict. During inference time, the instruction to SynLlama remains the same and SMILES strings in the input section are substituted with ones specified by the user. As depicted in Figure S1, the responses of the SynLlama models follow the output structures enforced by the prepared training prompt-response pairs. To be more specific, the output response section consists of two parts: reactions and building blocks. In the ‘reactions’ component, the model sequentially deconstructs the target molecule by breaking bonds in a retrosynthetic manner. At each reaction step, it predicts a reaction template to use, along with the reactants and product of the reaction, continuing until no reactants can have further reactions. Then, in the ‘building blocks’ section, the model compiles all building blocks, reactants from each reaction that are not products from other reactions, from the ‘reaction’ section. A visual representation of the inference process is illustrated in Figure 1(d) in black ink.

2.3 Reconstruction from Predicted Retrosynthesis

Using the predicted sequence of reactions and BBs from SynLlama responses, we can synthesize the proposed target molecule or close analogs by applying RXNs to the predicted BBs in the inferred order as shown in Figure 1(d) in black ink. In some cases the predicted BBs correspond to known Enamine BBs, thus ensuring that the generated molecules remain within a well-defined chemical space for synthesis. Often however the predicted BBs are previously unseen due to the generative nature of SynLlama. In fact a substantial fraction of SynLlama’s raw outputs represent valid synthesis pathways using BBs outside the Enamine library, but which are purchasable from other suppliers when searched in Molport. Thus, besides generating molecules within the predefined chemical space with purely Enamine BBs, SynLlama’s raw outputs are an alternative strategy for molecule reconstruction. We return to this point in Results.

An alternative strategy is to map predicted BBs from SynLlama to known Enamine BBs that define molecules in a well-defined chemical synthesis space. In this case we employ a nearest neighbor search algorithm to sample Enamine neighboring BBs from the predicted BBs as shown in Figure 1(d) in colored inks. Since the RXN sequences are predicted concurrently with the BBs, our effective search space for the predicted BBs is only BBs that can react through that specific RXN template. This constrained search space not only allows us to ensure the success rate of such forward syntheses but also enables us to effectively explore fractions of the input molecule. We employ both search trees on SMILES string and Morgan fingerprints when dealing with valid molecules and constrain to only SMILES-based tree search when the generated SMILES strings are invalid. Further details are presented in the Supplementary Information.

When constructing the full synthetic pathways, for reactions with multiple possible products, we select the product that most closely matches the predicted product SMILES strings

based on string similarity (Figure 1(e)). The algorithm then iteratively builds the synthesis routes, using all the predicted BBs and RXN sequences to generate variations of the original molecule (or fully reconstruct it when possible) within our defined chemical space. Overall, this reconstruction algorithm enables the SynLlama model to function as a generator for synthesizable molecules along with their corresponding synthetic pathways.

2.4 SynLlama Model Benchmarks

Since we are formulating the synthetic tasks using purely language-based modeling, where all reactions are expressed in SMARTS templates and molecules in SMILES strings, it is extremely important to quantify the capacity of SynLlama models for instruction following and comprehension of reaction chemistry. To assess SynLlama’s capability of following instructions, we select three benchmarking criteria as shown in Table 1. The first one is “Valid JSON,” which examines whether the output format is a parsable JSON following the fine-tuned templates that will be necessary for the downstream reconstruction algorithm. The second criterion is “Template Memorization,” which assesses the model’s ability to memorize the 91 reaction templates we use to define our custom synthesizable chemical space. Lastly, we benchmark on “BB Selection,” which evaluates whether the “building blocks” section in the responses can accurately identify and select all the building blocks, namely reactants across every reaction in a single response that are not a product of another reaction from the “reactions” section of the responses.

To assess SynLlama’s comprehension of reaction chemistry, we focus on individual reactions and summarize the three critical aspects as: (1) the percentage of “Valid SMILES” out of all SMILES strings in the responses, which is essential for assessing SynLlama’s learning outcome of string-based chemical representations in general, (2) the percentage of “Matched Reactants”, which calculates whether the generated reactants match the reactant templates specified in the predicted reactions, and (3) the percentage of “Good Products,” which assess if the predicted product can indeed be generated by applying the proposed reaction templates onto the reactants. Overall, these three benchmarks can collectively assess SynLlama’s capability to perform chemical reactions in string representations.

In Table 1, all four trained SynLlama models are evaluated on both in-distribution training data and out-of-distribution testing and ChEMBL¹⁹ data to assess the benchmarks outlined above. In the instruction-following benchmarks, each model exhibits strong adherence (over 95 percent) to the fine-tuned response structure across all datasets. This impressive performance indicates that fine-tuning effectively retains the specified output structure when trained with over 100,000 samples. Furthermore, all four models successfully memorize the 91 provided RXN templates and select the building blocks (BBs) from all predicted reactants over 99 percent of the time. This capability further enhances the coupling effectiveness of the downstream reconstruction algorithm with the SynLlama raw output, as it only requires information about reaction sequences and predicted building blocks.

In the reaction chemistry benchmarking results, a clearer trend emerges: models, irrespective of their parameter size, show improved comprehension of reaction chemistry on all three datasets as the amount of training data increases. Notably, all four models maintain their performance from training to testing data but exhibit a decline in “Matched Reactants” and “Good Products” performance when generalizing to the ChEMBL data. The reason be-

hind this is that the testing data is generated in the same manner as the training data but with a different set of building blocks, whereas the ChEMBL dataset occupies a distinctly different chemical space, as previously noted by Gao et al.⁴⁸. Despite reductions in their performance for ChEMBL molecules as shown in Supplementary Figure S2, SynLlama-8B-500k and SynLlama-1B-2M can still generate complete and valid syntheses over 50% of the time. This indicates that SynLlama’s raw results alone have potential utility for synthesis planning, even without additional processing through the reconstruction algorithm.

Dataset	Category	Model Config			
		8B-100k	8B-500k	1B-500k	1B-2M
Training Data	Valid JSON	96.20%	97.20%	96.60%	98.00%
	Template Mem.	99.95%	100.0%	100.0%	100.0%
	BB Selection	99.80%	100.0%	99.72%	99.96%
	Valid SMILES	94.74%	99.53%	95.17%	99.46%
	Matched Reactants	78.62%	96.42%	80.19%	97.64%
	Good Products	78.34%	96.58%	81.26%	98.58%
Testing Data	Valid JSON	95.90%	97.50%	96.60%	97.30%
	Template Mem.	99.97%	100.0%	99.95%	100.0%
	BB Selection	99.68%	99.98%	99.79%	99.91%
	Valid SMILES	94.31%	99.63%	94.81%	99.66%
	Matched Reactants	77.13%	96.39%	81.82%	97.89%
	Good Products	78.97%	96.44%	80.59%	97.92%
ChEMBL Data	Valid JSON	98.80%	99.00%	99.20%	99.00%
	Template Mem.	99.90%	99.82%	99.37%	99.82%
	BB Selection	99.57%	99.23%	99.50%	99.47%
	Valid SMILES	92.02 %	96.38%	95.86%	95.23%
	Matched Reactants	54.52%	69.25%	64.62%	70.93%
	Good Products	67.69%	85.03%	75.81%	87.02%

Table 1: Benchmarks of SynLlama inferences on 1000 training, testing, and ChEMBL data. We first select 1000 SMILES strings from the training examples, testing examples and the ChEMBL dataset, and then run inferences using SynLlama models. The detailed descriptions of each benchmark can be found in the main text. Here, we run SynLlama inferences at $T = 0.1$ and $TopP = 0.1$ to generate reproducible benchmarking results (see Supplementary Table S1).

When comparing SynLlama-8B-500k and SynLlama-1B-500k, we observe that the larger model demonstrates better performance when trained on the same amount of data. While additional training data could further improve the 8B model based on the current trend, its higher computational cost makes this pursuit less practical. However, as the fine-tuning computational costs for SynLlama-8B-500k and SynLlama-1B-2M require approximately the same A40-GPU hours, and given the comparable benchmark performance between them, we decided to move forward with SynLlama-1B-2M, simplified as SynLlama, for the subsequent tasks due to its faster inference speed.

3 Results

3.1 Synthesis Planning for Unseen Molecules

Having demonstrated that SynLlama models can reliably predict reaction sequences and building blocks, we now employ SynLlama to plan the synthesis of previously unseen molecules from the Testing and ChEMBL data as well as a set of Enamine compounds. Initially, we follow the standard reconstruction approach within the Enamine chemical space: SynLlama generates raw output predictions in a retrosynthetic manner and this output then gets processed through the reconstruction algorithm to create target input molecules or analogs using building blocks exclusively from the Enamine library. This evaluation method aligns with that used by existing approaches such as SynNet⁴⁸, ChemProjector⁴⁹, and Synformer⁵⁰, that we compare with in regards the number of reconstructions of the target molecule from Enamine BBs in Table 2. In this comparison SynNet⁴⁸ only serves as a baseline for coverage of synthesizable chemical space as already discussed elsewhere.⁴⁹ Instead we compare SynLlama against more recent algorithms such as ChemProjector⁴⁹ and Synformer⁵⁰ that use more powerful architectures and much larger training data to achieve substantially better performance than SynNet. Furthermore Synformer also benefits from an expanded set of 115 reaction templates that includes tri-molecular reactions compared to the 91 unimolecular and bi-molecular reactions used by SynNet, ChemProjector, and SynLlama.

Table 2 shows that the SynLlama model greatly outperforms ChemProjector⁴⁹ in target reconstruction with Enamine BBs on all three data sets, and at the same time reduces data requirements by over 60-fold. In fact Supplementary Table S2 shows that SynLlama directly predicts more target molecule synthesis without any need to project into the Enamine BB space compared to ChemProjector. SynLlama also performs competitively against Synformer in the Enamine synthesis space while reducing data requirements by over 40-fold, and thus the gains made by Synformer come primarily from the use of ternary reaction templates not yet implemented in SynLlama.

In addition to reducing large data requirements for training, an additional benefit of SynLlama is to reconstruct target molecules with new types of commercially available predicted BBs, i.e. beyond the Enamine BBs, even though it was not explicitly trained for this purpose. Hence new synthesis pathways involving New BBs can increase the reaction pathways for the same or additional target molecules in all three data sets as seen in Table 2. Because some target molecules can be synthesized by either using only Enamine BBs or with additions of New BBs, the Total number of reconstructions refers to only the unique reaction targets synthesized which increases SynLlama reconstruction rate to 64.2%, 55.8%, and 21.6% for the 1000 molecules in each of the Testing, Enamine Set, and ChEMBL data sets, respectively. It is especially noteworthy that the New BBs greatly improves the synthesizability of the more difficult ChEMBL data set in particular, such that it slightly exceeds the performance of Synformer in spite of the fact that SynLlama has fewer reaction templates.

Finally, in some cases the target molecule can not be reconstructed, or a synthesis pathway for a related analog molecule is the actual desired use case. Hence we assess analog quality using three molecular similarity scores between the target molecule and its most similar analog: (1) Tanimoto similarity based on 4096-bit Morgan fingerprints of both molecules, (2) 4096-bit Morgan fingerprints of Murcko scaffolds, and (3) Gobbi 2D pharmacophore fin-

gerprints of both molecules. Full reconstruction of a target molecule results in a similarity score of 1 across all metrics. Table 2 and Supplementary Table S3 shows that SynLlama is superior to ChemProjector in generating synthetic pathways to more similar analogs to the target molecule. However compared to Synformer the SynLlama model shows degradation in analog similarity that is likely an issue of having $\sim 25\%$ fewer reaction templates.

Dataset	Method	# of Recon. Mol.			Similarity		
		Enamine BB	New BB	Total	Morgan	Scaffold	Gobbi
Testing Data	SynNet ⁴⁸	107	-	107	0.46	0.51	0.35
	ChemProj. ⁴⁹	304	-	304	0.78	0.77	0.85
	SynLlama	616	123	642	0.94	0.94	0.95
Enamine Set 1	SynNet ⁴⁸	110	-	110	0.52	-	-
	ChemProj. ⁴⁹	462	-	462	0.82	0.85	0.83
	Synformer ⁵⁰	660	-	660	0.91	0.92	0.89
	SynLlama	498	61	558	0.87	0.88	0.85
ChEMBL Data	SynNet	54	-	54	0.43	0.20	0.27
	ChemProj.	133	-	133	0.60	0.59	0.56
	Synformer ⁵⁰	198	-	198	0.67	0.72	0.72
	SynLlama	160	84	216	0.66	0.67	0.62

Table 2: Comparison of synthesis planning performance among methods. The Testing, Enamine Set 1, and ChEMBL data sets are comprised of 1000 unseen molecules each. SynNet is a baseline performer as discussed by Luo and co-workers.⁴⁹ Synformer is excluded from the Testing set comparison because it trains on all available BBs without any splitting to separate out testing BBs. The number of total training data used for: ChemProjector (**128M**), Synformer (**85M**), and SynLlama (**2M**). SynLlama is trained with greedy hyperparameters as described in Supplementary Table S1. We use Molport⁶⁴ to determine whether SynLlama-predicted BBs are purchasable, with more detailed information reported in the Supplementary Information. The similarity scores include all analog molecules with successful synthesis pathways, as well as successfully reconstructed target molecules. See Supplementary Table S3 for evaluated similarity metrics for only analog molecules.

3.2 Synthesizable Analog Search for *De Novo* Molecules

Previous research has highlighted the fact that molecules proposed by generative models struggle in their practical synthesizability^{39–41}, even when the proposed molecules are optimized by empirical heuristics of a molecule’s synthetic accessibility (SA)⁴². In this section we illustrate SynLlama’s potential to bridge the gap between generative molecule design and practical synthesis, in which SynLlama is coupled with molecular candidates from a structure-based generative model, iMiner³⁰ performed on the SARS-CoV-2 Main Protease (Mpro). The iMiner algorithm searches through chemical space for drug molecules by optimizing the molecular docking score and drug likeliness, but does not guarantee any level of

synthesizability of new proposed molecules; further details in regards iMiner are provided in the Supplementary Information.

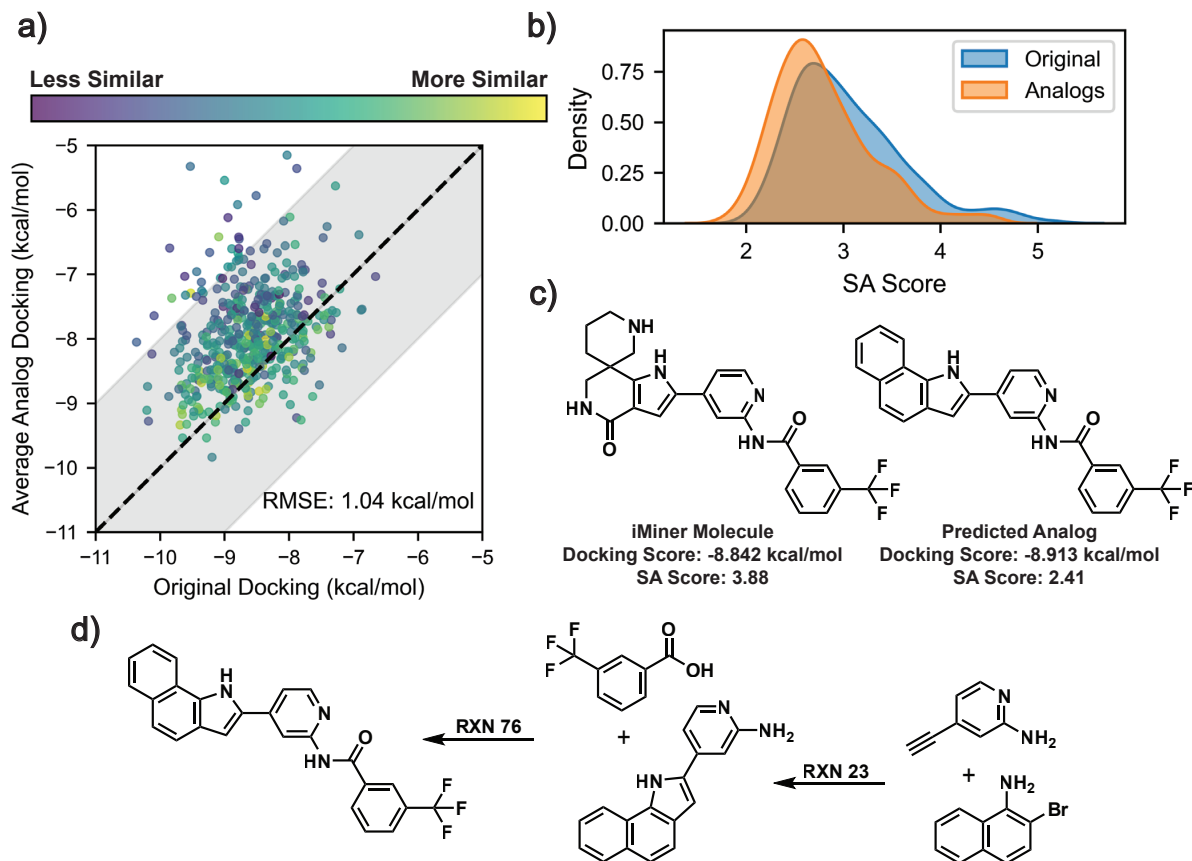


Figure 2: SynLlama performance on generating synthesizable analogs for iMiner proposed binders to SARS-CoV2 Mpro. (a). Correlation plot comparing docking scores of original iMiner molecules and the average docking scores of ten most similar analogs (based on Morgan Fingerprints) proposed by SynLlama. Each data point is color-coded by the average Morgan fingerprint similarity computed between iMiner molecules and analogs, with brighter being less similar and darker being more similar. The shaded area represents an energy uncertainty range of ± 2 kcal/mol, which is the typical uncertainty for AutoDock Vina scores. (b). SA score distribution of iMiner molecules and SynLlama-proposed analogs. (c). Example iMiner molecule and one of its analog proposed by SynLlama. Using the iMiner molecule as input, SynLlama successfully proposes an analog that retains docking score with decreased SA score. For each binder, we average scores from the top 10 structurally similar molecules for a meaningful distributional analysis. (d) Synthesis pathway of the analog molecule of an iMiner *de novo* molecule in (c) using SynLlama BBs via indole synthesis (RXN 23) and amide coupling (RXN 76) reaction templates.

Here we select the top 500 iMiner-generated binders based on their AutoDock Vina⁶⁵ docking scores to Mpro (PDB: 7LTJ)⁶⁶, and process them through SynLlama to generate synthesizable analogs constrained to Enamine BBs, for which we also perform docking to obtain their best docking scores. In Figure 2(a), the RMSE of docking scores of the generated analogs with respect to the original iMiner molecules is 1.04 kcal/mol, which is an acceptable range of inherent docking score errors reported by Trott and co-workers⁶⁵. Furthermore, as demonstrated in Figure 2(b), the SA score distribution of the generated analogs show a notable decrease from *de novo* generated binders, demonstrating improved synthetic

accessibility of the analogs proposed by SynLlama. Figure 2(c) shows an example of an iMiner molecule and one of its analog proposed by SynLlama, and Figure 2(d) demonstrates the needed BBs and reaction templates to synthesize the naphthalene analog using SynLlama.

3.3 Local Hit Expansion for Binder Molecules

Because SynLlama breaks down the original target molecule for synthesis into building blocks, by nature this method allows for diverse exploration around parts of the molecular scaffold rather than only on a whole target molecule. In a final task, we apply SynLlama to expand on a hit molecule for the same SARS-CoV-2 Mpro protein (PDB: 7LTJ)⁶⁶ to discover synthesizable molecules that have better relative binding free energies (RBFEs) confirmed by both experiments and accurate free energy perturbation (FEP) calculations.

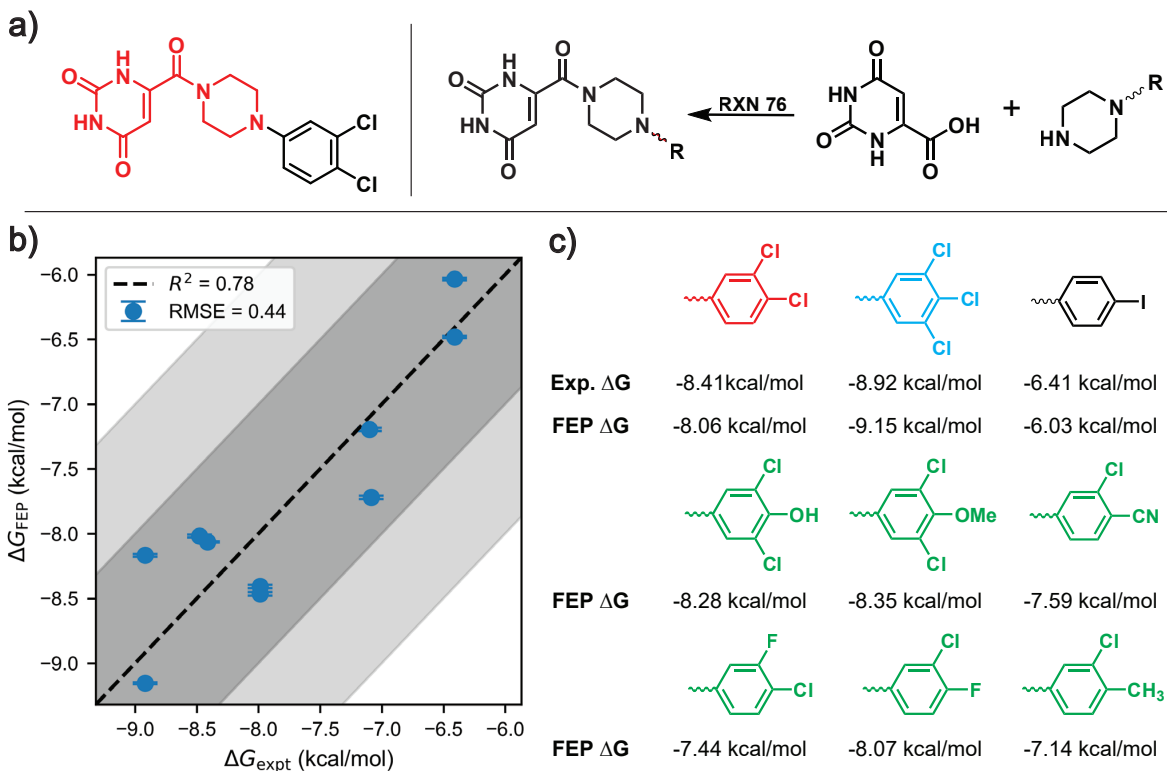


Figure 3: Hit expansion of binders to SARS-CoV-2 Mpro (PDB: 7LTJ) with SynLlama. (a) Target hit molecule and the predicted synthetic pathway to generate analogs of the target binder proposed by SynLlama. The core scaffold of the hit molecules are colored in red. (b) FEP benchmarking on the protein system 7LTJ. The experimental IC₅₀ values are converted to the binding free energies, ΔG , which shows good correlations with the ΔG calculated by FEP. (c) Hit compound and proposed analogs from SynLlama. The red-colored fragment represents the hit compound. The blue-colored fragment represents one SynLlama-generated analog that was also experimentally verified to have better binding affinity than the hit molecule. The green-colored fragments represent six potential binders that are within the 1 kcal/mol uncertainty range of the FEP score of the original hit.

As shown in Figure 3(a), the hit molecule has a core scaffold of uracil and ortho-dichlorobenzene connected by a piperazine linker. Inspired by an experimental hit expansion

campaign by Kneller et al.⁶⁷, we follow their practices to propose only functional group substitutions on the benzene ring while keeping the linker and uracil intact. Specifically, we use SynLlama to generate 50 synthesizable analogs constrained to only Enamine BBs of the hit compound and filter for molecules that only modifies the benzene ring, harvesting a total of 8 analog molecules that fulfill the criteria. The analogs are placed in a pose configuration similar to the original hit molecule and we perform FEP on all 8 molecules. As shown in Figure 3(b), all of the calculated FEP values correlate well with experimental ΔG converted from IC50 and are all within $\pm 1 \text{ kcal/mol}$ energy error of experimental binding affinities. Then as shown Figure 3(c), SynLlama rediscovers two molecules from the reported hit expansion campaign screening, both of which have experimentally validated IC50 values; in fact one molecule highlighted in blue was identified as the best compound from the hit-expansion efforts reported by Kneller et al.⁶⁷. The six molecules highlighted in green also demonstrate improved FEP-calculated binding affinities compared with the lead molecule, suggesting new directions for hit optimization on this ligand series.

4 Discussion

Motivated by recent advances in LLMs for chemistry^{38,52-54}, we aimed to leverage data-efficient supervised fine-tuning (SFT) techniques to transform the general-purpose Meta Llama 3 into SynLlama, an LLM-based generator capable of sampling synthesizable molecules or close analogs and deducing their synthetic routes given desired target molecules. Throughout the study, we successfully show that SynLlama can effectively explore a custom-defined chemical search space composed of around 230,000 Enamine building blocks (BBs) and 91 well-validated organic reactions (RXNs), after it has been fine-tuned on synthetic pathway data sampled from this specified chemical space. What’s more, despite utilizing nearly two orders of magnitude fewer synthetic pathways, SynLlama exhibits strong performance in key drug discovery tasks compared to existing models. Specifically, we have demonstrated that SynLlama can effectively aid in various stages of drug discovery that include synthesis planning, synthesizable analog generation for *de novo* molecules, and local hit expansion.

Because SynLlama is built off of a LLM, as opposed to building it as a chemical language model from scratch, it offers a number of unique advantages and possibilities for further improvement. For example when generating our fine-tuning data, we sampled from the predefined chemical search space of 230K Enamine building blocks (BBs) and 91 reaction templates (RXNs), but we didn’t embed these extensive requirements in the context window of the LLM. As a result for our largest dataset with 2 million synthetic pathways, each BB was seen by the model only a few dozen times, while each RXN template appeared hundreds of thousands of times. Consequently while SynLlama efficiently memorizes the 91 allowed RXNs, it only captures the distribution of Enamine BBs such that SynLlama is able to extrapolate to unseen yet purchasable building blocks. This generative ability surpasses other existing methods, which typically formulate the synthesis pathway generation as a Markov decision process within a defined chemical space.

In addition to its ability to extrapolate outside the training chemical space, the underlying Llama-3.2-1B used by SynLlama is relatively small and more predictive power would be expected if we train on larger LLMs with more data and compute power. However, we

observe that a smaller LLM with fewer parameters can be turned into an expert model for complex tasks after SFT with sufficient data. This opens up opportunities to employ smaller expert models across various chemical tasks, benefiting from faster inference speeds, which can make these models more desirable. Moreover, optimal hyperparameters such as temperature and top-p can differ between training, for which generating raw outputs with good chemistry comprehension is important, and inference for enhancing sampling capability as a generative model to explore chemical space more effectively, thereby improving diversity of the generated analogs. This property is especially desirable in tasks that require extensive exploration, such as the hit expansion example we demonstrate. Another exciting success that we observe is SynLlama’s utility when it’s coupled with another generative model. The fact that we see a retainment in docking score and distributional shift in SA score suggests that SynLlama can effectively serve as a post-processor for other *de novo* generative models to ensure more synthesizable compounds that have explicit reaction pathways.

Among the numerous opportunities for LLMs in areas of chemistry such as drug discovery, their natural language capabilities and recent advances in their reasoning abilities can enable users without coding expertise to interact with LLM-based tools directly, effectively bridging the gap between computational methods and experimental research. We imagine that expert users (as opposed to developers) can employ additional prompt engineering and SFT data that would allow for incorporation of more realistic factors than that explored here, such as synthesis cost, reaction conditions, improved selectivity, need for protection factors at certain reaction steps, etc. into more detailed and powerful synthesis planning.

5 DATA AND CODE AVAILABILITY

All the codes for SynLlama and SFT dataset creation are provided in a public accessible GitHub repository: <https://github.com/THGLab/SynLlama> under MIT License.

6 AUTHOR CONTRIBUTIONS

K.S., D.B., J.C., and T.H.-G. conceived the scientific direction for SynLlama and wrote the manuscript. K.S. wrote the codes and trained the models. K.S., D.B., Y.W., and J.S. contributed to the result section. All authors provided comments on the results and manuscript.

7 ACKNOWLEDGEMENT

We thank Wenhao Gao for providing benchmarking data for SynNet and Synformer. We also express our gratitude to Shitong Luo for open-sourcing ChemProjector, whose GitHub repository served as a foundation for the development of the SynLlama GitHub. This work was supported by National Institute of Allergy and Infectious Disease grant U19-AI171954. This research used computational resources of the National Energy Research Scientific Computing, a DOE Office of Science User Facility supported by the Office of Science of the U.S. Department of Energy under Contract No. DE-AC02-05CH11231.

8 SUPPLEMENTARY INFORMATION

Details of the data formats and usage notes are provided in the Supplementary Information.

References

- [1] Buxbaum, J. D., Chernew, M. E., Fendrick, A. M. & Cutler, D. M. Contributions of public health, pharmaceuticals, and other medical care to US life expectancy changes, 1990-2015: Study examines the conditions most responsible for changing US life expectancy and how public health, pharmaceuticals, other medical care, and other factors may have contributed to the changes. Health Affairs **39**, 1546–1556. URL <http://www.healthaffairs.org/doi/10.1377/hlthaff.2020.00284>.
- [2] Grootendorst, P., Piérard, E. & Shim, M. Life-expectancy gains from pharmaceutical drugs: a critical appraisal of the literature. Expert Review of Pharmacoeconomics & Outcomes Research **9**, 353–364. URL <http://www.tandfonline.com/doi/full/10.1586/erp.09.35>.
- [3] Weisfeldt, M. L. & Zieman, S. J. Advances in the prevention and treatment of cardiovascular disease. Health Affairs **26**, 25–37. URL <http://www.healthaffairs.org/doi/10.1377/hlthaff.26.1.25>.
- [4] Lichtenberg, F. R. The effect of new drug approvals on HIV mortality in the US, 1987–1998. Economics & Human Biology **1**, 259–266. URL <https://linkinghub.elsevier.com/retrieve/pii/S1570677X0200031X>.
- [5] Lichtenberg, F. R. Sources of u.s. longevity increase, 1960–2001. The Quarterly Review of Economics and Finance **44**, 369–389. URL <https://linkinghub.elsevier.com/retrieve/pii/S1062976904000377>.
- [6] Shaw, J. W., Horrace, W. C. & Vogel, R. J. The determinants of life expectancy: An analysis of the OECD health data. Southern Economic Journal **71**, 768–783. URL <https://onlinelibrary.wiley.com/doi/10.1002/j.2325-8012.2005.tb00675.x>.
- [7] Satz, A. L. et al. Dna-encoded chemical libraries. Nature Reviews Methods Primers **2**, 3 (2022). URL <https://doi.org/10.1038/s43586-021-00084-5>.
- [8] Grygorenko, O. O. Enamine ltd.: The science and business of organic chemistry and beyond. European Journal of Organic Chemistry **2021**, 6474–6477 (2021). URL <https://doi.org/10.1002/ejoc.202101210>.
- [9] Gironda-Martínez, A., Donckele, E. J., Samain, F. & Neri, D. Dna-encoded chemical libraries: A comprehensive review with succesful stories and future challenges. ACS Pharmacology & Translational Science **4**, 1265–1279 (2021). URL <https://doi.org/10.1021/acsptsci.1c00118>.

- [10] Scior, T. *et al.* Recognizing pitfalls in virtual screening: A critical review. *Journal of Chemical Information and Modeling* **52**, 867–881 (2012). URL <https://doi.org/10.1021/ci200528d>.
- [11] Gimeno, A. *et al.* The light and dark sides of virtual screening: What is there to know? *Int J Mol Sci* **20** (2019).
- [12] Lyu, J. *et al.* Ultra-large library docking for discovering new chemotypes. *Nature* **566**, 224–229 (2019). URL <https://doi.org/10.1038/s41586-019-0917-9>.
- [13] Sadybekov, A. A. *et al.* Synthron-based ligand discovery in virtual libraries of over 11 billion compounds. *Nature* **601**, 452–459 (2022). URL <https://doi.org/10.1038/s41586-021-04220-9>.
- [14] Liu, F. *et al.* The impact of library size and scale of testing on virtual screening. *Nature Chemical Biology* (2025). URL <https://doi.org/10.1038/s41589-024-01797-w>.
- [15] Reymond, J.-L. The chemical space project. *Accounts of Chemical Research* **48**, 722–730 (2015). URL <https://doi.org/10.1021/ar500432k>.
- [16] Wang, R., Fang, X., Lu, Y. & Wang, S. The pdbind database: Collection of binding affinities for protein-ligand complexes with known three-dimensional structures. *Journal of Medicinal Chemistry* **47**, 2977–2980 (2004). URL <https://pubs.acs.org/doi/10.1021/jm0305801>.
- [17] Liu, T., Lin, Y., Wen, X., Jorissen, R. N. & Gilson, M. K. Bindingdb: a web-accessible database of experimentally determined protein–ligand binding affinities. *Nucleic acids research* **35**, D198–D201 (2007).
- [18] Irwin, J. J., Sterling, T., Mysinger, M. M., Bolstad, E. S. & Coleman, R. G. ZINC: A free tool to discover chemistry for biology. *Journal of Chemical Information and Modeling* **52**, 1757–1768. URL <https://pubs.acs.org/doi/10.1021/ci3001277>.
- [19] Gaulton, A. *et al.* ChEMBL: a large-scale bioactivity database for drug discovery. *Nucleic Acids Research* **40**, D1100–D1107. URL <https://doi.org/10.1093/nar/gkr777>.
- [20] Enamine. Building block catalogs. <https://enamine.net/building-blocks/building-blocks-catalog>. Accessed: 2024-10-23.
- [21] Chithrananda, S., Grand, G. & Ramsundar, B. ChemBERTa: Large-scale self-supervised pretraining for molecular property prediction. URL <http://arxiv.org/abs/2010.09885>. 2010.09885.
- [22] Li, J. & Jiang, X. Mol-BERT: An effective molecular representation with BERT for molecular property prediction. *Wireless Communications and Mobile Computing* **2021**, 7181815. URL <https://onlinelibrary.wiley.com/doi/10.1155/2021/7181815>.

- [23] Bagal, V., Aggarwal, R., Vinod, P. K. & Priyakumar, U. Molgpt: Molecular generation using a transformer-decoder model. Journal of chemical information and modeling **62**, 2064–2076 (2021).
- [24] Eckmann, P. et al. LIMO: Latent inceptionism for targeted molecule generation. In Chaudhuri, K. et al. (eds.) Proceedings of the 39th International Conference on Machine Learning, vol. 162 of Proceedings of Machine Learning Research, 5777–5792 (PMLR, 2022). URL <https://proceedings.mlr.press/v162/eckmann22a.html>.
- [25] Wang, Y., Zhao, H., Sciabola, S. & Wang, W. cMolGPT: A conditional generative pre-trained transformer for target-specific de novo molecular generation. Molecules **28**, 4430. URL <https://www.mdpi.com/1420-3049/28/11/4430>.
- [26] Flam-Shepherd, D., Zhu, K. & Aspuru-Guzik, A. Language models can learn complex molecular distributions. Nature Communications **13**, 3293 (2022). URL <https://doi.org/10.1038/s41467-022-30839-x>.
- [27] Skinnider, M., Stacey, R., Wishart, D. & Foster, L. Chemical language models enable navigation in sparsely populated chemical space. Nature Machine Intelligence **3**, 759 – 770 (2021).
- [28] Blaschke, T. et al. Reinvent 2.0: An ai tool for de novo drug design. Journal of chemical information and modeling **null**, null (2020).
- [29] Guan, J., Qian, W., Peng, X. et al. 3d equivariant diffusion for target-aware molecule generation and affinity prediction. In The Eleventh International Conference on Learning Representations (Kigali, Rwanda, 2023).
- [30] Li, J. et al. Mining for potent inhibitors through artificial intelligence and physics: A unified methodology for ligand based and structure based drug design. Journal of Chemical Information and Modeling (2024). URL <https://doi.org/10.1021/acs.jcim.4c00634>.
- [31] Li, S. et al. Ls-molgen: Ligand-and-structure dual-driven deep reinforcement learning for target-specific molecular generation improves binding affinity and novelty. Journal of Chemical Information and Modeling (2023).
- [32] Luo, S., Guan, J., Jianzhu, M. et al. A 3d generative model for structure-based drug design. In Advances in Neural Information Processing Systems, vol. 34, 6229–6239 (2021).
- [33] Peng, X. et al. Pocket2mol: Efficient molecular sampling based on 3d protein pockets. In International Conference on Machine Learning, 17644–17655 (PMLR, 2022).
- [34] Zhang, J. & Chen, H. De novo molecule design using molecular generative models constrained by ligand–protein interactions. Journal of Chemical Information and Modeling **62**, 3291–3306 (2022).

- [35] Qian, H., Lin, C., Zhao, D. *et al.* Alphadrug: protein target specific de novo molecular generation. *PNAS Nexus* **1**, pgac227–238 (2022).
- [36] Schneuing, A. *et al.* Structure-based drug design with equivariant diffusion models. *arXiv preprint arXiv:2210.13695* (2022).
- [37] Zhang, O. *et al.* Resgen is a pocket-aware 3d molecular generation model based on parallel multiscale modelling. *Nature Machine Intelligence* **5**, 1020–1030 (2023).
- [38] Cavanagh, J. M. *et al.* SmileyLlama: Modifying large language models for directed chemical space exploration. URL <http://arxiv.org/abs/2409.02231>. 2409.02231.
- [39] Sumita, M., Yang, X., Ishihara, S., Tamura, R. & Tsuda, K. Hunting for Organic Molecules with Artificial Intelligence: Molecules Optimized for Desired Excitation Energies. *ACS Central Science* **4**, 1126–1133 (2018). URL <https://pubs.acs.org/doi/10.1021/acscentsci.8b00213>.
- [40] Zhavoronkov, A. *et al.* Deep learning enables rapid identification of potent DDR1 kinase inhibitors. *Nature Biotechnology* **37**, 1038–1040 (2019). URL <https://www.nature.com/articles/s41587-019-0224-x>.
- [41] Gao, W. & Coley, C. W. The Synthesizability of Molecules Proposed by Generative Models. *Journal of Chemical Information and Modeling* **60**, 5714–5723 (2020). URL <https://pubs.acs.org/doi/10.1021/acs.jcim.0c00174>.
- [42] Ertl, P. & Schuffenhauer, A. Estimation of synthetic accessibility score of drug-like molecules based on molecular complexity and fragment contributions. *Journal of Cheminformatics* **1**, 8. URL <https://jcheminf.biomedcentral.com/articles/10.1186/1758-2946-1-8>.
- [43] Bilodeau, C., Jin, W., Jaakkola, T., Barzilay, R. & Jensen, K. F. Generative models for molecular discovery: Recent advances and challenges. *WIREs Computational Molecular Science* **12**, e1608 (2022). URL <https://wires.onlinelibrary.wiley.com/doi/10.1002/wcms.1608>.
- [44] Skoraczynski, G., Kitlas, M., Miasojedow, B. & Gambin, A. Critical assessment of synthetic accessibility scores in computer-assisted synthesis planning. *Journal of Cheminformatics* **15**, 6. URL <https://jcheminf.biomedcentral.com/articles/10.1186/s13321-023-00678-z>.
- [45] Li, P. *et al.* A deep learning approach for rational ligand generation with toxicity control via reactive building blocks. *Nature Computational Science* **4**, 851–864 (2024). URL <https://www.nature.com/articles/s43588-024-00718-0>.
- [46] Swanson, K. *et al.* Generative AI for designing and validating easily synthesizable and structurally novel antibiotics. *Nature Machine Intelligence* **6**, 338–353. URL <https://www.nature.com/articles/s42256-024-00809-7>.

- [47] Cretu, M. et al. Synflownet: Design of diverse and novel molecules with synthesis constraints. In The Thirteenth International Conference on Learning Representations (2025). URL <https://openreview.net/forum?id=uvHmnaHyp1>.
- [48] Gao, W., Mercado, R. & Coley, C. W. Amortized Tree Generation for Bottom-up Synthesis Planning and Synthesizable Molecular Design (2022). URL <http://arxiv.org/abs/2110.06389>. ArXiv:2110.06389.
- [49] Luo, S. et al. Projecting Molecules into Synthesizable Chemical Spaces (2024). URL <http://arxiv.org/abs/2406.04628>. ArXiv:2406.04628.
- [50] Gao, W., Luo, S. & Coley, C. W. Generative Artificial Intelligence for Navigating Synthesizable Chemical Space (2024). URL <http://arxiv.org/abs/2410.03494>. ArXiv:2410.03494.
- [51] Bommasani, R. et al. On the opportunities and risks of foundation models (2022). URL <https://arxiv.org/abs/2108.07258>. 2108.07258.
- [52] Boiko, D. A., MacKnight, R., Kline, B. & Gomes, G. Autonomous chemical research with large language models. Nature **624**, 570–578 (2023). URL <https://www.nature.com/articles/s41586-023-06792-0>.
- [53] M. Bran, A. et al. Augmenting large language models with chemistry tools. Nature Machine Intelligence **6**, 525–535 (2024). URL <https://www.nature.com/articles/s42256-024-00832-8>.
- [54] Yu, B., Baker, F. N., Chen, Z., Ning, X. & Sun, H. Llamol: Advancing large language models for chemistry with a large-scale, comprehensive, high-quality instruction tuning dataset (2024). URL <https://arxiv.org/abs/2402.09391>. 2402.09391.
- [55] Ramos, M. C., Collison, C. J. & White, A. D. A review of large language models and autonomous agents in chemistry. Chemical Science (2024). URL <https://pubs.rsc.org/en/content/articlelanding/2025/sc/d4sc03921a>.
- [56] Dubey, A. et al. The llama 3 herd of models. URL <http://arxiv.org/abs/2407.21783>. 2407.21783[cs].
- [57] Hendrycks, D. et al. Measuring massive multitask language understanding. In International Conference on Learning Representations (2021). URL <https://openreview.net/forum?id=d7KBjmI3GmQ>.
- [58] Wang, Y. et al. Mmlu-pro: A more robust and challenging multi-task language understanding benchmark (2024). URL <http://arxiv.org/abs/2406.01574>. 2406.01574.
- [59] Hartenfeller, M. et al. DOGS: Reaction-Driven de novo Design of Bioactive Compounds. PLoS Computational Biology **8**, e1002380 (2012). URL <https://dx.plos.org/10.1371/journal.pcbi.1002380>.

- [60] Button, A., Merk, D., Hiss, J. A. & Schneider, G. Automated de novo molecular design by hybrid machine intelligence and rule-driven chemical synthesis. *Nature Machine Intelligence* **1**, 307–315 (2019). URL <https://www.nature.com/articles/s42256-019-0067-7>.
- [61] Weininger, D. SMILES, a chemical language and information system. 1. Introduction to methodology and encoding rules. *Journal of Chemical Information and Computer Sciences* **28**, 31–36 (1988). URL <https://pubs.acs.org/doi/abs/10.1021/ci00057a005>.
- [62] Weininger, D. Daylight Theory: SMARTS - A Language for Describing Molecular Patterns. URL <https://www.daylight.com/dayhtml/doc/theory/theory.smarts.html>.
- [63] Morgan, H. L. The generation of a unique machine description for chemical structures—a technique developed at chemical abstracts service. *Journal of Chemical Documentation* **5**, 107–113 (1965).
- [64] Molport. List search. <https://www.molport.com/shop/swl-step-1>. Accessed: 2024-12-23.
- [65] Trott, O. & Olson, A. J. AutoDock Vina: Improving the speed and accuracy of docking with a new scoring function, efficient optimization, and multithreading. *J. Comp. Chem.* **31**, 455–461 (2010). URL <https://doi.org/10.1002/jcc.21334>.
- [66] Clyde, A. *et al.* High-throughput virtual screening and validation of a sars-cov-2 main protease noncovalent inhibitor. *Journal of Chemical Information and Modeling* **62**, 116–128 (2022). URL <https://doi.org/10.1021/acs.jcim.1c00851>. PMID: 34793155, <https://doi.org/10.1021/acs.jcim.1c00851>.
- [67] Kneller, D. W. *et al.* Structural, electronic, and electrostatic determinants for inhibitor binding to subsites s1 and s2 in sars-cov-2 main protease. *Journal of Medicinal Chemistry* **64**, 17366–17383 (2021). URL <https://doi.org/10.1021/acs.jmedchem.1c01475>. PMID: 34705466, <https://doi.org/10.1021/acs.jmedchem.1c01475>.

Supplementary Information

SynLlama: Generating Synthesizable Molecules and Their Analogs with Large Language Models

Kunyang Sun¹, Dorian Bagni^{1,Δ}, Joseph M. Cavanagh^{1,Δ}, Yingze Wang¹,
Jacob M. Sawyer⁴, Andrew Gritsevskiy⁵, Teresa Head-Gordon^{*1-3}

¹Kenneth S. Pitzer Theory Center and Department of Chemistry, ²Department of Bioengineering, ³Department of Chemical and Biomolecular Engineering, University of California, Berkeley, CA, 94720 USA

⁴Department of Chemistry, University of Minnesota, 207 Pleasant Street SE, Minneapolis, MN 55455, USA ⁵Contramont Research, San Francisco, CA, 94158 USA

⁵Contramont Research, San Francisco, CA, 94158 USA

^Δauthors contributed equally

corresponding author: thg@berkeley.edu

Additional Methodology Details

Supervised Fine Tuning protocol. After preparing the reaction data and prompt-response pairs from the training chemical space, we fine-tune Llama-3.1-8B (8 Billion parameters) and Llama-3.2-1B (1 Billion parameters) using the Axolotl package^{?, ?}. LLMs with more parameters require more resources to train and use, but they also typically perform better on a variety of tasks, which we consider in Results. For our SFT approach, we apply Low-Rank Adaptation (LoRA) with a rank of $r = 32$ and $\alpha = 16$ to the linear layers of the model.[?] We use FlashAttention-2[?], with the Adam optimizer[?], cross-entropy loss, and a cosine learning rate scheduler with a maximum learning rate of 2×10^{-5} .

Forward synthesis using Enamine BBs. When searching for the nearest neighbors of BBs, a natural choice is to perform a string-level similarity search based on SMILES strings, as this is the native format of SynLlama responses. For each RXN template, we systematically process all SMILES strings of its compatible building blocks that can participate in the reaction. First, we extract the full vocabulary of SMILES tokens and generate an n-gram representation by considering all possible consecutive token pairs (bigrams) and triplets (trigrams). Next, we identify the 1024 most frequently occurring n-grams across SMILES strings of all compatible BBs to form a representative token set for each individual RXN template. To facilitate efficient retrieval, we structure search trees based on the

term frequency-inverse document frequency (TF-IDF) scores[?] of these n-grams, prioritizing highly informative substructures and accelerating inference. Consequently, when a new SMILES string of the predicted BB is introduced, it can be efficiently processed through the tree, yielding a list of the top K matching SMILES strings.

In addition, Gao et al.[?] investigated using Morgan fingerprints[?], a molecular representation capturing local chemical environment, to search for the nearest neighbors of BBs based on their Tanimoto similarity[?]. Similarly to that stated above, for each RXN template, we also build a separate search tree for all compatible Enamine BBs using 256-bit Morgan fingerprint representation with a searching radius of 2. Our empirical observations indicate that combining the top K molecules from both the SMILES and Morgan fingerprint methods offers better performance than relying on the top 2K molecules from a single method. However, since we are working with an LLM model, the generated SMILES strings still have a small chance of being invalid, which prevents us from calculating their Morgan fingerprints. Therefore, we employ the both combined TF-IDF and Morgan fingerprint search trees when dealing with valid molecules, and revert to only a SMILES-based search when the generated SMILES strings are invalid.

LLM Inference Hyperparameters for Various Tasks. A key advantage of SynLlama, and LLMs in general, is their sensitivity to variations in hyperparameters, such as temperature (T) and top-p ($TopP$), which can significantly impact the performance of reconstruction and analog similarity. As shown in Supplementary Figure S2, SynLlama’s raw outputs exhibit enhanced reaction chemistry comprehension when inferences are run at lower $TopP$ and within a reasonable range of T for both test sets. This configuration allows SynLlama to explore purchasable building blocks outside the Enamine library while maintaining synthesis validity. Conversely, increasing T and $TopP$ generally reduces SynLlama’s ability to generate valid syntheses in its raw outputs. However, as Supplementary Figure S2 also illustrates, inferring with higher T and $TopP$ values than the optimal settings in raw outputs often leads to better overall average maximum similarity scores for reconstruction with Enamine BBs along. Nonetheless, excessively high settings can increase the failure rate.

Based on empirical observations, we recommend specific combinations of T and $TopP$ that effectively span a broad spectrum of tasks. These combinations optimize SynLlama’s performance by balancing exploration and precision during inference.

- **Frozen:** $T = 0.1, TopP = 0.1$, repeated once. This setting prioritizes deterministic generation, ensuring minimal variability and high reproducibility.
- **Low:** $T = 0.6, TopP = 0.5$, repeated multiple times. This configuration allows for limited exploration while maintaining a degree of precision.
- **Medium:** $T = 1.0, TopP = 0.7$, repeated multiple times. This setting balances exploration and diversity, generating outputs with moderate randomness.
- **High:** $T = 1.5, TopP = 0.9$, repeated multiple times. This configuration promotes high diversity and creativity in generation but may introduce more variability in results.

We define different sampling strategies based on these core settings:

- **Frugal Sampling:** A total of 4 inferences.
 - $T = 0.1, TopP = 0.1$, repeated one time.
 - $T = 0.6, TopP = 0.5$, repeated one time.
 - $T = 1.0, TopP = 0.7$, repeated one time.
 - $T = 1.5, TopP = 0.9$, repeated one time.
- **Greedy Sampling:** A total of 10 inferences.
 - $T = 0.1, TopP = 0.1$, repeated one time.
 - $T = 0.6, TopP = 0.5$, repeated two times.
 - $T = 1.0, TopP = 0.7$, repeated three times.
 - $T = 1.5, TopP = 0.9$, repeated four times.
- **Frozen Only:** A total of 1 inference.
 - $T = 0.1, TopP = 0.1$, repeated one time.
- **Low Only:** A total of 5 inferences.
 - $T = 0.6, TopP = 0.5$, repeated five times.
- **Medium Only:** A total of 5 inferences.
 - $T = 1.0, TopP = 0.7$, repeated five times.
- **High Only:** A total of 5 inferences.
 - $T = 1.5, TopP = 0.9$, repeated five times.

Checking Commercial Availability of Building Blocks via Molport. In Results, we used the Molport platform to check whether a predicted BB is commercially available or not. Initially, we compiled a list of building blocks for searching and used the ‘List Search’ tab in the Molport website (<https://www.molport.com/shop/swl-step-1>) to check their availability. Once the SMILES strings were entered into the search interface, we set the search criteria to a minimum acceptable quantity of 500 mg and match types restricted to ‘Exact’ and ‘Perfect’ to search in the database of ‘screening compounds’ and ‘building blocks.’ Once the search completed, we downloaded the excel file under the ‘Selected Items’ column from the List Search result tab (<https://www.molport.com/shop/swl-requests>), which contained both the commercially available compounds and information about the supplying vendors.

Calculation of SA Scores. We calculate SA scores for both the iMiner-proposed molecules and SynLlama-generated analogs using the oracle functions named ‘SA’ implemented in the TDC Commons package[?].

iMiner-Generated Molecules and Docking Procedures for Analogs. The iMiner algorithm[?], an 1D string-based LSTM model for SELFIES[?] string generation, was employed in this study. The molecules generated by iMiner were optimized using a composite

objective function comprising the AutoDock Vina docking score against the main protease SARS-CoV-2 (Mpro) and a custom-defined druglikeness score.

For molecular docking tasks, we obtained the SARS-CoV-2 Mpro crystal structure (PDB ID: 7L11[?]) from the Protein Data Bank[?] and processed it with PDBFixer[?] to add missing hydrogens and remove heteroatoms. The docking grid was centered at the geometric center of the ligand (XF1) from the corresponding PDB file ($[x = -22, y = -4, z = -28]$) using a cubic box with 20 Å sides. Both proteins and ligands were converted to PDBQT format using Meeko (<https://github.com/forlilab/meeko>). Docking was performed with AutoDock Vina using an exhaustiveness parameter of 64, and the best pose for each ligand was recorded. This protocol was consistently applied during both iMiner training and analog docking assessments.

The custom drug-likeness score is a composite score that evaluates 13 key molecular properties derived from the ChEMBL database. These properties capture both basic structural features and nuanced physicochemical characteristics, including the fraction of sp^3 -hybridized carbons, the total number of heavy atoms, and the fraction of non-carbon atoms within these heavy atoms. Additionally, the score accounts for the counts of hydrogen bond donors and acceptors, the number of rotatable bonds, and the balance between aliphatic and aromatic rings, along with molecular weight. Complementing these are parameters such as the approximate log partition coefficient (alogP), polarizable surface area (PSA), the number of structural alerts, and the size of the largest ring present in the molecule. Each property contributes to the overall score through a weight that is inversely proportional to the entropy of its distribution in the ChEMBL database: properties with narrower and more informative distributions exert a stronger influence. By summing the log likelihoods of these properties with their respective weights, the score effectively biases the generative model to produce molecules that closely mimic the drug-like profiles observed in established therapeutics, ensuring that the exploration of chemical space remains focused on compounds with favorable bio-availability and efficacy profiles.

Free Energy Perturbation (FEP) Protocols. The relative binding free energies are calculated using GPU-accelerated AMBER22[?] (`pmemd.cuda.MPI`). AMBER14SB[?] and OpenFF-2.1.0[?] were used to parametrize the protein and the ligand, respectively. The protein structure (PDB code: 7LTJ) was downloaded from RCSB PDB and prepared with PDBFixer[?] to assign side-chain protonation states at pH=7.4 and add hydrogens. H163 was manually set to be its variant H1E (hydrogen added on N ϵ) to ensure the correct hydrogen bonding with the ligand. A sub-module `app.Mode1ler` in OpenMM[?] was used to immerse the protein-ligand complexes and unbound ligands in a cubic water box with 15Å buffer size and add ions (Na⁺, Cl⁻) to neutralize the system and maintain 0.15M ionic strength.

We used 16 unevenly distributed lambdas (0.0, 0.174, 0.226, 0.265, 0.330, 0.383, 0.432, 0.477, 0.522, 0.568, 0.617, 0.670, 0.735, 0.774, 0.826, 1.0) to transform the initial state to the final state in the free energy. This lambda settings was designed to maximize the phase space overlap between adjacent states with the second-order smooth-step function introduced. The transformations were performed with the modified SSC(2) softcore potentials ($m = n = 2, \alpha_{LJ} = 0.5, \alpha_{Coul} = 1$)[?]. Kartograf[?] algorithm was used to determine the common core region (SC) and soft core region (SC) atoms.

Each lambda state was subjected to the following simulation protocol to equilibrate the

system: (1) energy minimization without any constraints; (2) heating from 0 to 100 K at constant volume and temperature (NVT) ensemble over 20 ps, followed by MD at constant pressure and temperature (NPT) ensemble at 100 K for 20 ps; (3) heating to 200 K at NVT ensemble over 20 ps followed by another 20 ps at NPT ensemble at 200 K; (4) heating to 298.15 K at NVT ensemble over 20 ps followed by another 20 ps at NPT ensemble at 298.15 K; (5) another pre-production equilibrium run at NPT ensemble for 500 ps. During the equilibration steps 2-4, restraints ($5 \text{ kJ} \cdot \text{mol}^{-1} \cdot \text{\AA}^2$) were applied to heavy atoms on the solute. Finally, a 5-ns production run was performed for each lambda state with the ACES enhanced sampling method[?] and replica exchange was attempted every 0.5 ps. All the simulations employed 4 fs time step with the mass of solute hydrogens repartitioned to 3 amu[?]. MBAR algorithm implemented in `alchemlyb`[?] was used to estimate the free energy change between two states and yield $\Delta\Delta G$. Then, the maximum likelihood estimation (MLE) method[?] was used to calculate the absolute binding free energy (ΔG) of each ligand and the ΔG was shifted to make the average of calculated ΔG of the ligands equal to the average of their experimental ΔG :

$$\sum_i \Delta G_{\text{pred}}^{(i)} = \sum_i \Delta G_{\text{expt}}^{(i)} = \sum_i RT \ln \text{IC}_{50}^{(i)}$$

Supporting Tables

Task	Sampling Method	K	N_{Syn}
LLM Benchmark	Frozen Only	5	25
Synthesis Planning	Greedy Sampling	5	25
Synthesizable Analog	High Only	10	50
Hit Expansion	High Only	20	100

Table S1: Hyperparameters used for each task. Here, under each task name, we include the sampling method used for SynLlama inferences as defined in Additional Methodology Details. K represents the number of most similar SMILES string to take during the reconstruction algorithm. N_{Syn} represents the maximum number of synthesis routes to be tracked for each single SynLlama inference during the reconstruction algorithm.

Dataset	Predicted BB in Enamine	# of Raw Reconstruction	
		w/ all Enamine BBs	w/ 1 or more External BBs
Testing Data	82.20%	379	123
Enamine Set 1	74.44%	480	61
ChEMBL Data	49.67%	122	84

Table S2: Comparison of Enamine presence and purchasability across datasets at greedy temperature and top-p combo.

Dataset	Method	Similarity		
		Morgan	Scaffold	Gobbi
Testing Data	SynNet [?]	0.38	0.44	0.25
	ChemProj. [?]	0.67	0.67	0.78
	SynLlama	0.82	0.82	0.86
Enamine Set 1	SynNet [?]	0.51	0.51	0.45
	ChemProj. [?]	0.67	0.72	0.69
	Synformer [?]	0.74	0.76	0.69
	SynLlama	0.70	0.72	0.65
ChEMBL Data	SynNet	0.39	0.38	0.22
	ChemProj.	0.54	0.52	0.49
	Synformer [?]	0.59	0.65	0.65
	SynLlama	0.56	0.57	0.51

Table S3: Similarity comparison across datasets and methods using Morgan, Scaffold, and Gobbi similarity scores. The similarity metrics reported here are only for analog molecules.

Supporting Figures

Instruction	<p>You are an expert synthetic organic chemist. Your task is to design a synthesis pathway for a given target molecule using common and reliable reaction templates and building blocks. Follow these instructions:\n\n1. Input the SMILES String: Read in the SMILES string of the target molecule and identify common reaction templates that can be applied.\n\n2. Decompose the Target Molecule: Use the identified reaction templates to decompose the target molecule into different intermediates.\n\n3. Check for Building Blocks: For each intermediate:\n - Identify if it is a building block. If it is, wrap it in <bb> and </bb> tags and save it for later use.\n - If it is not a building block, apply additional reaction templates to further decompose it into building blocks.\n\n4. Document Reactions: For each reaction documented in the output, wrap the reaction template in <rxn> and </rxn> tags.\n\n5. Repeat the Process: Continue this process until all intermediates are decomposed into building blocks, and document each step clearly in a structured JSON format.</p>
Input	<p>Provide a synthetic pathway for this SMILES string: <chem>Cn1ncc(-c2ccc3c(c2)CC(C(=O)NCCOCc2ccccc2Cl)C3)n1</chem></p>
Output	<pre>"{'reactions': [{'reaction_number': 1, 'reaction_template': '<rxn>[Cl,OH,O-:3][C\$(C(=O)([CX4,c])),C\$([CH](=O)):2]=[O:4].[N\$([NH2,NH 3+1])([CX4,c]),N\$([NH])([CX4,c])([CX4,c]):6]>>[N+0:6]-[C:2]=[O:4]</rxn>' , 'reactants': ['NCCOCc1ccccc1Cl', 'Cn1ncc(-c2ccc3c(c2)CC(C(=O)O)C3)n1'], 'product': 'Cn1ncc(-c2ccc3c(c2)CC(C(=O)NCCOCc2ccccc2Cl)C3)n1'}, {'reaction_number': 2, 'reaction_template': '<rxn>[Br:1][c\$(c(Br)),n\$(n(Br)),o\$(o(Br)),C\$([CH](Br)=(C)):2].[C\$(C(B) ([CX4])([CX4])([CX4])),C\$([CH](B)([CX4])([CX4])),C\$([CH2](B)([CX4])),C\$ ([CH2](B)),C\$(C(B)=(C)),c\$(c(B)),o\$(o(B)),n\$(n(B)):3][B\$(B([C,c,n,o])([OH,\$(OC)])([OH,\$(OC)])),B\$([B-1])([C,c,n,o])(N)([OH,\$(OC)])([OH,\$(OC)])) :4]>>[C,c,n,o:2][C,c,n,o:3]</rxn>' , 'reactants': ['O=C(O)C1Cc2ccc(Br)cc2C1', 'Cn1ncc(B2OC(C)(C)C(C)(C)O2)n1'], 'product': 'Cn1ncc(-c2ccc3c(c2)CC(C(=O)O)C3)n1'}], 'building_blocks': ['<bb>NCCOCc1ccccc1Cl</bb>', '<bb>O=C(O)C1Cc2ccc(Br)cc2C1</bb>', '<bb>Cn1ncc(B2OC(C)(C)C(C)(C)O2)n1</bb>'] }"</pre>

Figure S1: Instruction, input, and output from the SynLlama model’s inference on example SMILES string from Fig.1d. During data generation, all instructions remain the same, and the input-output pairs are generated within the training synthesizable chemical space. We enforce the JSON format in the output for our post processing algorithms. The output JSON has two parts: reactions and building blocks. In ‘reactions’, a series of reaction steps are generated, where the product of the next reaction serves as the reactant for the previous one. In ‘building blocks’, BBs are selected from the ‘reaction’ section and compiled into a list.

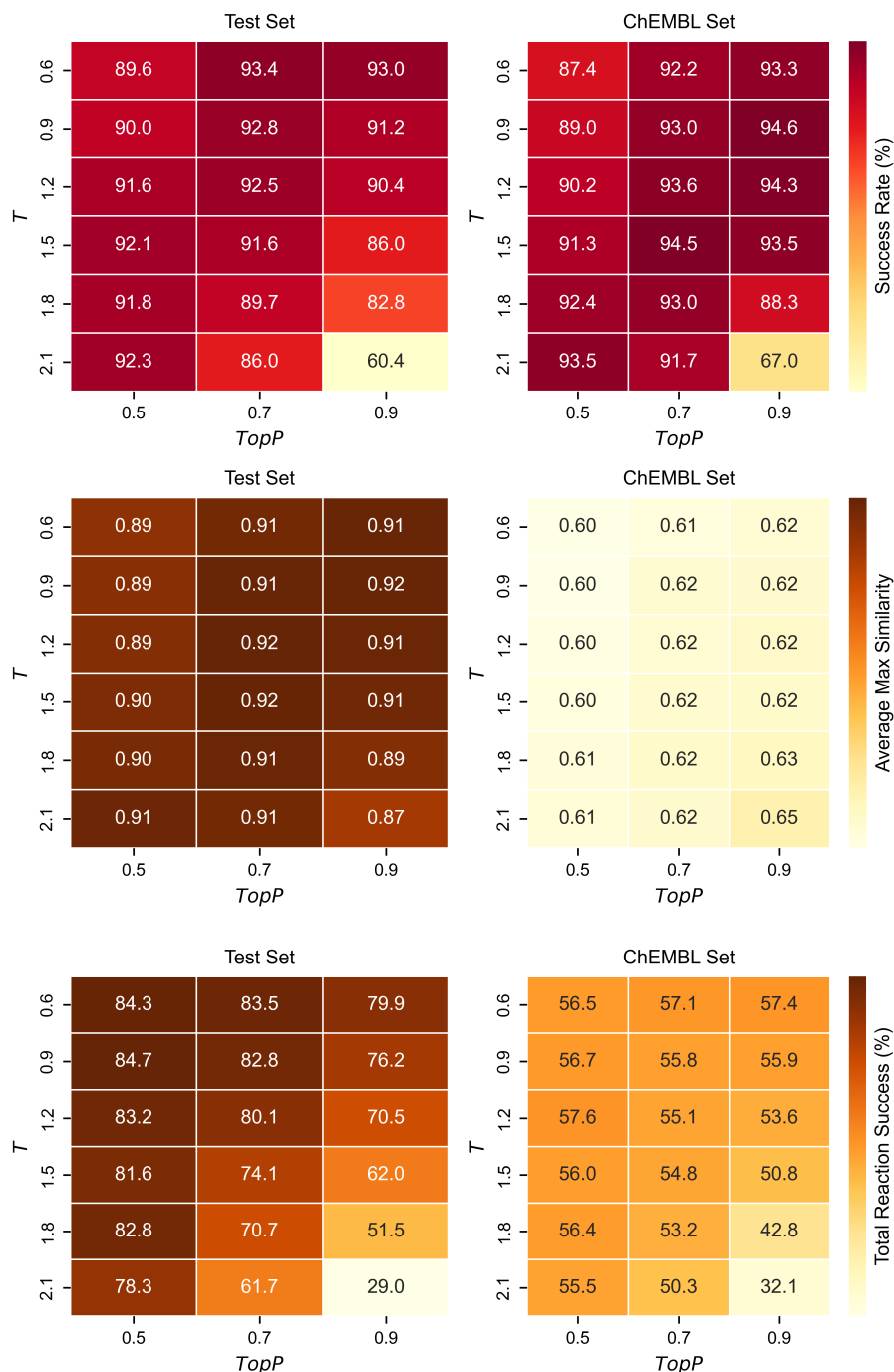


Figure S2: Enamine BB and Total reaction chemistry success rate for SynLlama on the Testing and ChEMBL sets under various temperature and top-p combinations. (a) Enamine reconstruction and (b) averages of maximum Tanimoto similarity between the target and successfully generated analogs based on 4096-bit Morgan fingerprints. (c) the total reaction success of all SynLlama raw outputs that can directly represent a retrosynthetic path for the input molecule.