

THE MIN-MAX WIDTH OF SPHERES ASSOCIATED TO THE DISTANCE FUNCTION

RAFAEL MONTEZUMA AND IDALINA RIBEIRO

ABSTRACT. What one obtains when the min-max methods for the distance function are applied on the space of pairs of points of a Riemannian two-sphere? This question is studied in details in the present article. We show that the associated min-max width do not always coincide with half of the length of a simple closed geodesic which is the union of two minimizing geodesics with the same endpoints. Therefore, it is a new geometric invariant. We study the structure of the set of minimizing geodesics joining a pair of points realizing the width, and relationships between this invariant and the diameter. The extrinsic case of an embedded Riemannian sphere is also considered.

1. INTRODUCTION

The min-max widths $\{\omega_k(M^{n+1}, g)\}$, $k \in \mathbb{N}$, are a sequence of geometric invariants of an $(n+1)$ -dimensional closed Riemannian manifold, associated to special critical values of the n -dimensional volume functional. These quantities are related to several deep application in min-max theory and, more generally, in differential geometry in the past decade. When $3 \leq n+1 \leq 7$, each $\omega_k(M, g)$ is realized by a weighted n -dimensional volume of smooth closed embedded minimal hypersurfaces. Deeper properties of this sequence of numbers, associated hypersurfaces, and relationships with other invariants are part of a very active research field. We refer the reader to [18], [14], [17], [2], [7], [24], [25], and references therein.

When $n+1 = 2$, the widths are achieved by the weighted lengths of immersed closed geodesics ([8], [20], [15], [5], [23], [11], [12]).

In a recent article, [3], Ambrozio, Santos, and the first named author introduced a new Morse-Lusternik-Schiriorelmann theory for the distance function defined on the space of pairs of points of an embedded circle in a Riemannian manifold. The associated min-max quantity generalizes the classical notion of width of convex plane curves, and has several other features. It is interesting, for instance, to analyze the structure of the set of minimizing geodesics joining a pair of points that is a critical point of the distance function realizing the min-max width. The natural comparison between the new invariant and the extrinsic diameter of the curve allows for connections with the theory of curves of constant width. Examples in [3]

R.M. was supported by Instituto Serrapilheira grant “New perspectives of the min-max theory for the area functional”.

explained that the new invariant and the relative first Almgren-Pitts min-max width, $\omega_1(\mathbb{D}, g)$, of a Riemannian two-dimensional disk with convex boundary do not always coincide. More precisely, the minimizing geodesics joining the points in a critical pair realizing the distance related width are not always perpendicular to the boundary curve.

A natural question arises. What one obtains when the min-max methods developed in [3] for the distance function are applied on the space of pairs of points of a Riemannian sphere? We investigate this question in details.

1.1. The width of an embedded sphere. Let Σ be a smoothly embedded 2-sphere in a complete Riemannian manifold (M^n, g) . The case in which M is a 2-sphere itself and the embedding is a diffeomorphism is also considered here, i.e., it is admissible to have $(M^n, g) = (S^2, g)$ and $\Sigma = M$. We use $x \in S^2$ and $x \in \Sigma$ interchangeably to refer to the points of S^2 and Σ that are identified by the embedding.

In this section, we define the basic notions of sweepouts in the space of pairs of points \mathcal{P}_Σ , and the distance related min-max width of Σ .

Let us begin with the basic definition of the space of pairs of points of the embedded sphere $\Sigma \subset M$,

$$\mathcal{P}_\Sigma := \{\{p, q\} \subset S^2 : p, q \in \Sigma\}.$$

Notice that \mathcal{P}_Σ is the set of subsets of Σ with one or two points, as $p = q$ is admissible. This space, with its natural topology, is homeomorphic to the complex projective plane \mathbb{CP}^2 . The proof of this fact and other properties of the space of pairs of points are included in Section 2.

In order to properly define the class of sweepouts of Σ that is considered in this work, fix $x_0 \in \Sigma$ and define the following map

$$\Phi_0 : S^2 \rightarrow \mathcal{P}_\Sigma, \quad \Phi_0(x) := \{x, x_0\}, \text{ for } x \in S^2,$$

where $x \in S^2$ is identified with $x \in \Sigma$ by the embedding. This map is not homotopic to a constant map, as proven in Section 2.2. Therefore, its homotopy class is a natural class of maps to perform min-max.

Definition 1.1. *A continuous map $\phi : S^2 \rightarrow \mathcal{P}_\Sigma$ is a sweepout of Σ if there exist continuous maps $\phi_1, \phi_2 : S^2 \rightarrow \Sigma$ such that $\phi(x) = \{\phi_1(x), \phi_2(x)\}$, for every $x \in S^2$, and ϕ is homotopic to Φ_0 .*

Definition 1.2. *Let Σ be a smoothly embedded 2-sphere in a complete Riemannian manifold (M^n, g) . The min-max width of Σ is defined by*

$$W_d(\Sigma) := \inf_{\phi} \max_{x \in S^2} \text{dist}(\phi_1(x), \phi_2(x)),$$

where the infimum is taken over the set of all sweepouts $\phi = \{\phi_1, \phi_2\}$ of Σ , and $\text{dist}(\cdot, \cdot)$ represents the canonical distance function induced by g .

The positivity of the width depends not only on the fact that sweepouts are not homotopic to a constant map. We verify that maps from S^2 to \mathcal{P}_Σ whose image is contained in the set of trivial pairs $\{x\} \in \mathcal{P}_\Sigma$ are not homotopic to Φ_0 . Further details are included in Section 2.3.

These definitions are motivated by the Morse-Lusternik-Schnirelmann theory about the number of critical points of a smooth function on \mathbb{CP}^2 , as in the case of the width of embedded curves considered in [3]. One important difference in the present article is that one must work with 2-parameter sweepouts, while in [3] 1-parameter sweepouts were applied. This increased number of parameters poses new difficulties in the construction of sweepouts. Another interesting aspect of the present article is that the intrinsic case (S^2, g) is already interesting. We still need to overcome the difficulties imposed by the non-local character of the distance functional and the lack of smoothness of this function at some pairs in \mathcal{P}_Σ , as in [3] and references therein. The notion of regular values of the distance is as follows.

Definition 1.3. *A point $\{x, y\} \in \mathcal{P}_\Sigma$ is a regular point of the Riemannian distance function if there exists a vector $(w_1, w_2) \in T_x \Sigma \times T_y \Sigma$ satisfying the following property: whenever $\gamma : [0, a] \rightarrow M$ is minimizing geodesic (i.e., it realizes the distance between its endpoints), parametrized by arc-length with extremities $\gamma(0) = x$ and $\gamma(a) = y$, one has that*

$$g((w_1, w_2), \nu_\gamma) := g(w_2, \gamma'(a)) - g(w_1, \gamma'(0)) < 0,$$

where $\nu_\gamma = (-\gamma'(0), \gamma'(a))$ is the vector in $T_x M \times T_y M$ that collects the outward pointing unit tangent vectors of γ at the endpoints.

Notice that we are using the same notation g for the inner products induced on $T_x M \times T_y M$, for $x, y \in M$, i.e., $g((w_1, w_2), (v_1, v_2)) := g(w_1, v_1) + g(w_2, v_2)$. The first variation formula implies that a variation of a minimizing geodesic γ as in Definition 1.3 in the direction of a vector field X along γ with $X(0) = w_1$ and $X(a) = w_2$ has negative first derivative of the length.

Definition 1.4. *A point $\{x, y\} \in \mathcal{P}_\Sigma$ is called a critical point of the distance function if it is not a regular point in the sense of Definition 1.3.*

Critical points $\{x, y\}$ are characterized in terms of the structure of the set of minimizing geodesics joining x and y using the following terminology.

Definition 1.5. *Let $\{x, y\} \in \mathcal{P}_\Sigma$, and $\gamma_1, \dots, \gamma_k : [0, a] \rightarrow M$ be minimizing geodesics parametrized by arc-length with endpoints $x = \gamma_i(0)$ and $y = \gamma_i(a)$, for every $1 \leq i \leq k$. The set $\{\gamma_1, \dots, \gamma_k\}$ is called simultaneously stationary with endpoints x and y if there exist constants $0 < c_i < 1$, $1 \leq i \leq k$, such that $\sum_{i=1}^k c_i = 1$ and $\sum_{i=1}^k c_i \nu_{\gamma_i}^T$ is the zero vector in $T_x \Sigma \times T_y \Sigma$, where $\nu_{\gamma_i} = (-\gamma_i'(0), \gamma_i'(a))$ is the collection of the outward pointing unit tangent vectors of γ_i at the endpoints of this geodesic, and $\nu_{\gamma_i}^T = (-\gamma_i'(0)^T, \gamma_i'(a)^T)$ denotes the orthogonal projections of those vector on $T\Sigma$.*

Definition 1.5 includes the case $k = 1$, which corresponds to the case where there exists a minimizing geodesic joining x and y which is orthogonal to Σ at these endpoints, i.e., a free boundary geodesic which is also minimizing. In the intrinsic case, $\Sigma = M$, a set of simultaneously stationary geodesics contains at least two curves, and a set $\{\gamma_1, \gamma_2\}$ with two simultaneously stationary geodesics is such that $\gamma_1 \cup \gamma_2$ is a closed geodesic of Σ .

The following proposition explains the relationship between the critical points and the existence of simultaneously stationary geodesics.

Proposition 1.6. *Let Σ be a smoothly embedded 2-sphere in a complete Riemannian manifold (M^n, g) , and $\{x, y\} \in \mathcal{P}_\Sigma$. If there exists a set $\{\gamma_1, \dots, \gamma_k\}$ of simultaneously stationary geodesics with endpoints x and y , then $\{x, y\}$ is a critical point of the distance function. Conversely, if $\{x, y\}$ is a critical point of the distance, then, there exists an integer number $k \leq 5$, and a set of k simultaneously stationary minimizing geodesics with endpoints x and y .*

The proof of Proposition 1.6 is postponed to Section 2.4. The first main result of this work is the fact that the quantity $W_d(\Sigma)$ is realized as the distance between a pair of points of Σ which form a critical point of the Riemannian distance function. This is the content of the following theorem.

Theorem 1.7. *Let Σ be a smoothly embedded 2-sphere in a complete Riemannian manifold (M^n, g) . Then, the min-max width $W_d(\Sigma)$ is a strictly positive critical value of the distance function.*

The new invariant detects a geometric number different from those quantities associated to the construction of closed geodesics, in the intrinsic case $S^2 = \Sigma = M$. For the round metric on S^2 , the only pairs of critical points are those of the form $\{x, -x\}$, made of two antipodal points, and the trivial pairs $\{x\}$, where $x = y$. In this case, every non-trivial critical point $\{x, -x\}$ bounds pairs of simultaneously stationary minimizing geodesics whose union is a great circle. On the other hand, there are Riemannian metrics on S^2 containing critical points which do not bound two simultaneously stationary geodesics, see the example in Section 3.2. These critical points can even be the only ones that realize the min-max width $W_d(S^2, g)$.

The new width also detects an invariant different from those that are usually built to detect free boundary geodesics in the extrinsic case, $\Sigma \subset M$. This can be observed on rotationally symmetric metrics on \mathbb{R}^3 obtained by a perturbation of the euclidean metric near the origin in such a way that the portions of geodesics through the origin satisfy the free boundary condition on spheres centered at the this point, but they do not minimize the length among curves with the same endpoints. It is even possible to obtain positively curved examples with similar properties, see Example 1.

1.2. The intrinsic width of positively curved spheres. In this section we consider the intrinsic case (S^2, g) only. We analyze further properties of the structure of the set of minimizing geodesics connecting the points x and y of a critical point such that $\text{dist}(x, y) = W_d(S^2)$. It is known that $\{x, y\}$ bound at least two minimizing geodesics, but it is not necessarily true that it bounds a pair of simultaneously stationary minimizing geodesics. Under a natural convexity assumption, we are able to refine Proposition 1.6.

In order to state our theorem precisely, we recall the notions of stability and Morse index of closed geodesics. Let $\gamma : [0, a] \rightarrow S^2$ be a closed geodesic parametrized by arc-length with respect to the Riemannian metric g . Given

a vector field V along γ and normal to this curve, $g(V(s), \gamma'(s)) = 0$, for all $s \in [0, a]$, consider the quadratic form defined by

$$(1.2.1) \quad \mathcal{Q}(V, V) := \int_0^a (|V'(s)|^2 - K(\gamma(s))|V(s)|^2) ds,$$

where $V'(s) = \nabla_{\gamma'} V|_s$ is the covariant derivative of V , and $K(\gamma(s))$ represents the Gauss curvature of (S^2, g) at the point $\gamma(s)$. Letting $\{\gamma_t\}$ be a smooth variation of $\gamma_0 = \gamma$ by smooth closed curves with variational vector field V , then the second variation of the length functional is given by

$$\left. \frac{d^2}{dt^2} L(\gamma_t) \right|_{t=0} = \mathcal{Q}(V, V).$$

The *Morse index* of γ is the index of the quadratic form \mathcal{Q} , i.e., the maximal dimension of a vector space of vector fields normal to γ on which \mathcal{Q} is negative definite. The geodesic γ is called *stable* if its Morse index is equal to zero. Positively curved Riemannian spheres do not admit stable closed geodesics. The main result of this part is the following theorem.

Theorem 1.8. *Let (S^2, g) be a Riemannian sphere. Assume that (S^2, g) contains no closed geodesics which are stable. Then, the min-max width $W_d(\Sigma)$ is the lowest strictly positive critical value of the distance function. In addition, if $\{x, y\}$ is a critical point with $\text{dist}(x, y) = W_d(S^2, g)$, then there exists an integer number $k \in \{2, 3\}$, and a set of k simultaneously stationary minimizing geodesics with endpoints x and y .*

This result should be compared with part *ii*) of Theorem B of [3]. Indeed, we prove that if three different minimizing geodesics $\gamma_1, \gamma_2, \gamma_3 : [0, a] \rightarrow S^2$ joining $\gamma_i(0) = x$ and $\gamma_i(a) = y$ satisfy that the three angles determined by the $\gamma'_i(0)$ at the origin of $T_x S^2$, and the angles determined by the vectors $-\gamma'_i(a)$ at the origin of $T_y S^2$, all measure at most π , then the set $\{\gamma_1, \gamma_2, \gamma_3\}$ is simultaneously stationary with endpoints x and y . In order to achieve this result, we adapt the techniques from that article to produce 2-parameter sweepouts, as in Definition 1.1. But, in the present setting, one still needs to overcome an extra difficulty. Namely, we must prove that there exists either a set of two minimizing geodesics which is simultaneously stationary with endpoints x and y , or a set $\{\gamma_1, \gamma_2, \gamma_3\}$ of three minimizing geodesics satisfying the angular hypotheses above. Our strategy to achieve this involves proving the following convex geometry lemma of independent interest.

Lemma 1.9. *Let $v_i, w_i \in \mathbb{R}^2$ be unit vectors and $\lambda_i \in (0, 1)$, $i = 1, 2, 3, 4$. Suppose that the vectors v_1, v_2, v_3 , and v_4 are disposed in this order as one moves around the unit circle in the clockwise direction, while the vectors w_1, w_2, w_3 , and w_4 appear in this order in the counterclockwise direction. In addition, assume that $\sum_{i=1}^4 \lambda_i = 1$ and $\sum_{i=1}^4 \lambda_i v_i = 0 = \sum_{i=1}^4 \lambda_i w_i$.*

Then, there exists a choice of three indices $A \subset \{1, 2, 3, 4\}$, $\#A = 3$, such that the origin of \mathbb{R}^2 belongs to both of the triangles with vertices at the points contained in the set $\{v_i : i \in A\}$ or at the points in $\{w_i : i \in A\}$.

The hypothesis about non-existence of stable closed geodesics can not be removed, as one can see in Example 3.3 in Section 3. The Calabi-Croke sphere is an example of a configuration with three simultaneously stationary minimizing geodesics, as described in Theorem 1.8. This is the content of Example 3.2 in Section 3. In the case that the critical point realizing the width bounds a pair of minimizing geodesics that form a closed geodesic, we prove that the Morse index of this curve is equal to one.

Theorem 1.10. *Let (S^2, g) be a Riemannian sphere. Assume that (S^2, g) contains no closed geodesics that are stable. If $\{x, y\} \subset S^2$ is a critical point of the distance function such that $\text{dist}(x, y) = W_d(S^2, g)$, and there exists two distinct minimizing geodesics γ_1 and γ_2 joining x and y such that $\gamma_1 \cup \gamma_2 = \gamma$ is a closed geodesic, then γ has Morse index equal to one.*

A direct consequence of our results is the following existence theorem, of independent interest:

Corollary 1.11. *Let (S^2, g) be a Riemannian sphere which does not contain stable closed geodesics. Then, there exists either two distinct minimizing geodesics γ_1 and γ_2 such that $\gamma_1 \cup \gamma_2 = \gamma$ is a closed geodesic of Morse index one, or a set of three simultaneously stationary minimizing geodesics.*

Calabi and Cao [5] proved that the first Almgren-Pitts min-max width $\omega_1(S^2, g)$ of positively curved spheres are realized by the length of a simple closed geodesic. A consequence of this fact and the methods applied in the proof of our Theorem 1.10 imply the following comparison result.

Theorem 1.12. *Let (S^2, g) be a positively curved Riemannian sphere. Then, the first min-max width of the Almgren-Pitts theory and the min-max width associated to the distance function are related by the inequality*

$$W_d(S^2, g) \leq \frac{\omega_1(S^2, g)}{2}.$$

Moreover, if equality holds, then there are two distinct minimizing geodesics γ_1 and γ_2 such that $\gamma_1 \cup \gamma_2$ is a closed geodesic of index one.

1.3. Intrinsic and extrinsic spheres of constant width. The classical width of a compact region $\Omega \subset \mathbb{R}^n$ is defined as the shortest possible distance between two parallel hyperplanes H_1 and H_2 such that Ω is contained in the closure of the connected component of $\mathbb{R}^n \setminus (H_1 \cup H_2)$ whose boundary is $H_1 \cup H_2$. There is also a notion of width in a given direction.

Definition 1.13. *Let Ω be a compact region of \mathbb{R}^n , and $v \in \mathbb{R}^n$ be a unit vector, $|v| = 1$. The width of Ω in the direction determined by v is defined as the smallest possible distance $w(\Omega, v)$ between two hyperplanes H_i , $i = 1, 2$, orthogonal to v , and containing Ω between them, i.e., the hyperplanes $H_i = \{x \in \mathbb{R}^n : \langle x, v \rangle = a_i\}$, such that $a_1, a_2 \in \mathbb{R}$, $a_1 \leq a_2$, and $\langle x, v \rangle \in [a_1, a_2]$, for every $x \in \Omega$. Using this terminology, the classical width of Ω is given by*

$$w(\Omega) := \min\{w(\Omega, v) : v \in \mathbb{R}^n, |v| = 1\}.$$

Definition 1.13 includes the case of the width of plane curves, considered and generalized in [3]. There is a rich literature on curves and higher dimensional regions of constant width, i.e., regions satisfying $w(\Omega, v) = w(\Omega)$, for all $v \in \mathbb{R}^n$, of unit length. See, for instance, [10], [6], and [19].

The notion of width of embedded circles considered in [3] coincides with the classical one in the case of convex plane curves. Let us briefly recall that definition. Given an embedded circle Γ in a complete Riemannian manifold (M^n, g) , one uses \mathcal{P}_Γ to denote the space of subsets of Γ consisting of one or two points. Then, \mathcal{P}_Γ is homeomorphic to the Möbius band, and one defines a notion of *sweepout of Γ* as a continuous map $\phi : [0, 1] \rightarrow \mathcal{P}_\Gamma$ for which there exist continuous maps $x, y : [0, 1] \rightarrow \Gamma$ such that $\phi(t) = \{x(t), y(t)\}$, with $x(0) = y(0)$ and $x(1) = y(1)$. In addition, the points $x(t)$ and $y(t)$ bound an arc $C(t)$ of Γ which varies continuously and such that $C(0) = \emptyset$ and $C(1) = \Gamma$. The min-max width of Γ introduced in [3] is defined by

$$\mathcal{S}(\Gamma) = \inf \left\{ \max_{t \in [0, 1]} \text{dist}(\phi(t)) : \phi \text{ is a sweepout} \right\}.$$

The notion of plane curves of constant width, studied at least since Euler, is also generalized in the setting of [3], even regarding the co-dimension of the curve. More precisely, the generalization consists in considering embedded circles Γ on which the min-max invariant $\mathcal{S}(\Gamma)$ equals the extrinsic diameter of Γ . Indeed, Theorem C of [3] relates this notion to the property of every point in Γ being diametrically distant from another point of this curve. Indeed, Reidemeister [21] characterized the regions of constant width in Euclidean space (in all dimensions) by the property that every boundary point is the endpoint of a diameter. In [3], the authors show that other properties of curves of constant width generalize to the Riemannian setting, as in their Theorem F, on which they prove a version of the fact that centrally symmetric plane curves of constant width are circles.

The higher dimensional case of the classical width is also well studied, with many nice examples and interesting geometric inequalities. The simplest example of a 3-dimensional region of constant width is the solid obtained by the revolution of the Reuleaux triangle around one of its axes of symmetry. Recall that the Reuleaux triangle is the plane region obtained by the intersection of three circles of radius $r > 0$ centered at the vertices of an equilateral triangle of side of length r . For other examples, such as the Meissner bodies, see [19] and references therein.

A well known theorem of Barbier tells us that plane curves (or regions) of constant width have perimeter given by π times the width w . This result does not generalize to 3-dimensional regions in terms of the width and the boundary area. But there are still other very interesting relationships between geometric quantities of solids of constant width $\Omega \subset \mathbb{R}^3$, such as

$$\text{Vol}(\Omega) = \frac{w(\Omega)\text{Area}(\partial\Omega)}{2} - \frac{\pi w(\Omega)^3}{3},$$

relating the volume, $\text{Vol}(\Omega)$, and the surface area, $\text{Area}(\partial\Omega)$, in terms of the width. See Theorem 12.1.4 of [19], for instance. This result generalizes to higher dimensions in the form of relationships between the quermassintegrals. One important problem is to find the minimizer of the n -dimensional volume (or surface area in the case $n = 3$) among n -dimensional solids of constant width w in \mathbb{R}^n . The Blaschke-Lebesgue Theorem says that the Reuleaux triangle is the area minimizer among constant width plane curves of fixed width. Despite the efforts, the problem is still open for $n > 2$. See the Notes section of Chapter 14 in [19] for a discussion on the progresses towards a solution to this problem.

In analogy with the case of embedded circles studied in [3], we observed that $W_d(\Sigma)$ coincides with the classical width, whenever Σ is the boundary of a convex region in \mathbb{R}^3 . We state this result precisely in what follows. The proofs of the results stated in this subsection are postponed to Section 4.

Proposition 1.14. *Let Ω be a compact convex regular domain of \mathbb{R}^3 . Then, $W_d(\partial\Omega) = w(\Omega)$, i.e., the min-max width associated to the distance function, as in Definition 1.2, coincides with the classical width of Ω .*

Moreover, we obtained generalized versions of the Reidemeister's characterization, and the uniqueness of centrally symmetric regions associated to the notion of min-max width studied in the present paper. More precisely, we have the following results.

Theorem 1.15. *Let Σ be a smoothly embedded 2-sphere in a complete Riemannian manifold (M^n, g) (possibly $\Sigma = M^2$).*

- (I) *If $W_d(\Sigma)$ equals the extrinsic diameter of Σ , then for each $x \in \Sigma$ there exists $y \in \Sigma$, such that $\text{dist}(x, y) = W_d(\Sigma) = \text{diam}(\Sigma)$.*
- (II) *Suppose that there exists a continuous map $\Psi : \Sigma \rightarrow \Sigma$ such that $\text{dist}(x, \Psi(x)) = \text{diam}(\Sigma)$, for every $x \in \Sigma$. Then, $W_d(\Sigma) = \text{diam}(\Sigma)$.*

Moreover, in the case $\Sigma = M^2$, we have that the width $W_d(\Sigma)$ coincides with the diameter of (Σ, g) if, and only if, for each $x \in \Sigma$ there exists $y \in \Sigma$, such that $\text{dist}(x, y) = \text{diam}(\Sigma)$.

Remark 1.16. The proof of part (II) of Theorem 1.15 is based on the fact that every sweepout passes through a pair of the form $\{y, \Psi(y)\}$, for some $y \in \Sigma$. The argument provided in the proof of the theorem, in Section 4, works for every continuous map Ψ without fixed points.

In regard of the centrally symmetric regions of constant width, we proved the following result.

Theorem 1.17. *Let (M^3, g) be a complete Riemannian manifold, and Ω be a subset of M with smooth boundary and diffeomorphic to a 3-dimensional ball. Suppose, in addition, that*

- (i) *for every $x, y \in \Omega$, there exists a unique minimizing geodesic joining x and y , and this geodesic is contained in Ω ;*

- (ii) *for every geodesic $\gamma : [0, \infty) \rightarrow M$ emanating from a point $\gamma(0) \in \Omega$, there exists $t > 0$ such that $\gamma(t)$ does not belong to Ω ;*
- (iii) *there exists an isometric involution $\Psi : \Omega \rightarrow \Omega$ without boundary fixed points, i.e., $\Psi(x) \neq x$, for every $x \in \partial\Omega$.*
- (iv) *any non-minimizing geodesic joining points of $\Sigma = \partial\Omega$ has length strictly bigger than $2 \cdot \text{diam}(\Omega)$ (twice the extrinsic diameter of Ω).*

If $W_d(\partial\Omega) = \text{diam}(\partial\Omega)$, then Ω is a geodesic ball of (M^3, g) and Ψ is the symmetry with respect to the center of this ball.

Remark 1.18. Hypotheses (i), (ii), and (iv) hold if Ω is contained in a sufficiently small geodesic ball. It is interesting to compare (iv) and the property that any two points of the boundary of the region are joined by a unique (not necessarily minimizing) geodesic, as assumed on Theorem F of [3].

Organization: The main definitions and results of the article are in the introductory section. The proofs of the basic results involving critical points, which are the content of Section 1.1, are included in Section 2.4. Section 2 also includes the details about the topology of the space of pairs of points of the embedded sphere, and the sweepouts of this space. The results of Section 1.2, about the min-max width of positively curved 2-spheres, are proved in Section 3. Section 4 contains the proof of the facts about the generalization of the notion of constant width surfaces.

Acknowledgements: The authors are grateful to Instituto de Matemática Pura e Aplicada (IMPA) and its staff for the hospitality during the summer program of 2024, where part of this work was carried out. R.M. would like to thank Lucas Ambrozio for insightful conversations.

2. THE SPACE OF PAIRS OF POINTS, SWEEPOUTS, AND CRITICAL POINTS

This section includes the details about the topology of the space of pairs of points of the embedded (or intrinsic) sphere, and the sweepouts of this space. In subsection 2.1, we explain the equivalence between \mathcal{P}_Σ , the space of pairs, and the complex projective space. In subsections 2.2 and 2.3 we prove the basic facts about sweepouts stated in Section 1.1. The proofs of the basic results involving critical points are included in Section 2.4. It includes the proof of the Min-max Theorem 1.7.

2.1. The topology of the space of pairs of points of S^2 . Consider \mathbb{CP}^2 identified with the space of equivalence classes of non-zero polynomials with complex coefficients and degree at most two by the equivalence relation of complex multiplication, i.e., $[a_0 + a_1z + a_2z^2] = [(\lambda a_0) + (\lambda a_1)z + (\lambda a_2)z^2]$, for every $\lambda \in \mathbb{C} \setminus \{0\}$. Consider the 2-dimensional sphere S^2 identified with the Riemann sphere $\mathbb{C} \cup \{\infty\}$, and let

$$(2.1.1) \quad \xi : \mathcal{P}_{S^2} \rightarrow \mathbb{CP}^2, \quad \xi(\{x_1, x_2\}) := [(z + x_1)(z + x_2)],$$

where $z + x_i = 1$, if $x_i = \infty$. The space \mathcal{P}_{S^2} is equipped with the quotient topology of $S^2 \times S^2$ under the equivalence relation $(x_1, x_2) \sim (x_2, x_1)$. The

map ξ is a homeomorphism. Indeed, it is clearly continuous in the space where $x_1, x_2 \neq \infty$. If one of the variables tends to the point at infinity, say x_1 , it suffices to rewrite the equivalence class as

$$[(z + x_1)(z + x_2)] = \left[\left(\frac{z}{x_1} + 1 \right) (z + x_2) \right]$$

to verify the continuity. The case in which both variables x_i tend to infinity is similar. The inverse of ξ consists in factoring out a polynomial of a given equivalence class, as the roots are independent of the choice of representative.

2.2. The standard 2-sweepout. Next, we prove that the map Φ_0 defined in the Introduction is non null-homotopic. Let us recall the definition. Fixed $x_0 \in S^2$, let $\Phi_0 : S^2 \rightarrow \mathcal{P}_{S^2}$, $\Phi_0(x) := \{x, x_0\}$, for $x \in S^2$. In Definition 1.1 we used \mathcal{P}_Σ as the target space of Φ_0 , but these spaces are equivalent.

It is convenient to consider the fiber bundle structure $S^1 \rightarrow S^5 \rightarrow \mathbb{CP}^2$ of the 5-sphere over \mathbb{CP}^2 . Namely, S^5 is the unit sphere in \mathbb{C}^3 and \mathbb{CP}^2 is viewed as the quotient space of S^5 under the equivalence relation $(z_0, z_1, z_2) \sim (\lambda z_0, \lambda z_1, \lambda z_2)$, for $\lambda \in S^1$, the unit circle in \mathbb{C} . The projection map is $p : S^5 \rightarrow \mathbb{CP}^2$ defined by $p(z_0, z_1, z_2) := [(z_0, z_1, z_2)]$, and the fibers are copies of S^1 . We refer to the discussion on fiber bundles of Section 4.2 Hatcher's book [13] to further details on this fiber bundles, and to other general properties of fiber bundle that we apply in what follows.

Fix $b_0 \in \mathbb{CP}^2$ and $q_0 \in p^{-1}(b_0)$. We sometimes write $S^1 = p^{-1}(b_0)$ to represent the fiber over b_0 . The homotopy long exact sequence of the pair $S^1 = p^{-1}(b_0) \subset S^5$ yields the exact sequence

$$\{0\} = \pi_2(S^5, q_0) \xrightarrow{j_*} \pi_2(S^5, S^1, q_0) \xrightarrow{\partial_*} \pi_1(S^1, q_0) \xrightarrow{i_*} \pi_1(S^5, q_0) = \{0\},$$

where i_* is induced by the inclusion of $S^1 \subset S^5$, and j_* is defined by viewing the maps $f : (\mathbb{D}, \partial\mathbb{D}) \rightarrow (S^5, q_0)$, from the 2-disk that map the boundary to the point q_0 , as maps $f(\mathbb{D}, \partial\mathbb{D}, y_0) \rightarrow (S^5, S^1, q_0)$, where y_0 is any base point at $\partial\mathbb{D}$. The map ∂_* is induced by restriction to the boundary; a base point preserving map $f : (\mathbb{D}, \partial\mathbb{D}, y_0) \rightarrow (S^5, S^1, q_0)$ is restricted to the boundary, yielding a base point map $f|_{\partial\mathbb{D}} : (\partial\mathbb{D}, y_0) \rightarrow (S^1, q_0)$, and $\partial_*[f] := [f|_{\partial\mathbb{D}}]$. In particular, $\partial_* : \pi_2(S^5, S^1, q_0) \rightarrow \pi_1(S^1, q_0) = \mathbb{Z}$ is an isomorphism.

The fiber bundle $S^1 \rightarrow S^5 \rightarrow \mathbb{CP}^2$, as any other fiber bundle, is such that the map induced by the projection $p_* : \pi_n(S^5, S^1, q_0) \rightarrow \pi_n(\mathbb{CP}^2, b_0)$ is an isomorphism for every $n \geq 1$. Therefore, in order to prove that Φ_0 is non null-homotopic, it suffices to lift it to a map from the 2-disk \mathbb{D} with target space S^5 , and restrict this map to the boundary.

For convenience, let $\Phi_0(x) = \{x, \infty\}$, for every $x \in S^2$, where the fixed point $x_0 = \infty$ is the point at infinity. Then,

$$\Phi_0(x) = [(z + x)] = [(x, 1, 0)], \text{ if } x \neq \infty, \text{ and } \Phi_0(\infty) = [(1, 0, 0)],$$

where the equivalence class of the polynomial $[a_0 + a_1z + a_2z^2]$ is associated to $[(a_0, a_1, a_2)] \in \mathbb{CP}^2$. This map can be viewed as a map from the unit 2-disk that is constant on the boundary circle. We still use Φ_0 to denote the

different ways to represent this map, i.e., we use

$$\Phi_0 : \mathbb{D} \rightarrow \mathbb{CP}^2, \quad \Phi_0(w) := \left[\left(\frac{w}{1-|w|}, 1, 0 \right) \right],$$

for $|w| < 1$, and $\Phi_0(w) = [(1, 0, 0)]$, for $|w| = 1$. Notice that this map can be viewed as a representative of the homotopy class of the original Φ_0 because $w \mapsto w(1-|w|)^{-1}$ is a homeomorphism from $\{w \in \mathbb{C} : |w| < 1\}$ to \mathbb{C} , and

$$(2.2.1) \quad \left[\left(\frac{w}{1-|w|}, 1, 0 \right) \right] = [(w, 1-|w|, 0)]$$

allows us to check that the new map continuously extends to \mathbb{D} .

Moreover, the quotient space of \mathbb{D}/\sim under the equivalence relation that collapses the boundary to a point is homeomorphic to the Riemann sphere via the same map $w \mapsto w(1-|w|)^{-1}$, for $|w| < 1$, and $\partial\mathbb{D} \mapsto \infty$. Under this homeomorphism, the two maps Φ_0 that we defined are exactly the same.

In addition, (2.2.1) also allows us to lift Φ_0 as the map

$$\psi : (\mathbb{D}, \partial\mathbb{D}, y_0) \rightarrow (S^5, S^1, q_0), \quad \psi(w) := (w, 1-|w|, 0).$$

Indeed, $p(\psi(w)) = [(w, 1-|w|, 0)] = \Phi_0(w)$, for every $w \in \mathbb{D}$. Here we use the choice of base points $b_0 = [(1, 0, 0)]$, any $y_0 \in \partial\mathbb{D}$, $q_0 = (y_0, 0, 0) = \psi(y_0)$, and $S^1 = \{(y, 0, 0) : y \in \mathbb{C}, |y| = 1\}$. Therefore, the restriction of ψ to the boundary is $\psi|_{\partial\mathbb{D}} : (\partial\mathbb{D}, y_0) \rightarrow (S^1, q_0)$, $y \mapsto (y, 0, 0)$. Since this map is non null-homotopic, the map Φ_0 shares the same property.

2.3. Maps whose image contains trivial pairs only are not sweep-outs. In this section we consider continuous maps $\Phi_1 : S^2 \rightarrow \mathcal{P}_\Sigma$ such that $\Phi_1(x)$ contains a single point of Σ , for every $x \in S^2$. The main goal here is to show that Φ_1 is not homotopic to Φ_0 . Assume that $\Phi_0(x) = \{i(x), i(\infty)\}$, for every $x \in S^2$, where $\infty \in S^2 = \mathbb{C} \cup \{\infty\}$, and $i : S^2 \rightarrow M$ represents the fixed embedding whose image is $i(S^2) = \Sigma$.

Let us use the symbol ϕ_1 to denote the associated map from S^2 to S^2 such that $\Phi_1(x) = \{i(\phi_1(x))\}$. Using a rotation of S^2 , homotope ϕ_1 to a map ϕ_2 that sends the point at infinity $\infty \in S^2$ to itself. It suffices to show that $\Phi_2 : S^2 \rightarrow \mathcal{P}_\Sigma$ defined by $\Phi_2(x) = \{i(\phi_2(x))\}$ is not homotopic to Φ_0 . Notice that $\Phi_2(\infty) = \{i(\infty)\} = \Phi_0(\infty)$.

For simplicity, let us drop the embedding and use \mathcal{P}_{S^2} and the maps $\Phi_0(x) := \{x, \infty\}$, for every $x \in S^2$, and $\Phi_2 : S^2 \rightarrow \mathcal{P}_{S^2}$ such that $\Phi_2(x) = \{\phi_2(x)\}$ and $\phi_2(\infty) = \infty$. In order to show that Φ_2 and Φ_0 are not homotopic, it suffices to show that the induced maps on the second homotopy group $(\Phi_0)_*, (\Phi_2)_* : \pi_2(S^2, \infty) \rightarrow \pi_2(\mathcal{P}_{S^2}, \{\infty\})$ are different. Indeed, suppose, by contradiction, that Φ_0 and Φ_2 are homotopic. Let $\varphi_t : X \rightarrow Y$ be a homotopy, $0 \leq t \leq 1$, between φ_0 and φ_1 , where X and Y are topological spaces. Let $x_0 \in X$ and h be the curve $h(t) := \varphi_t(x_0) \in Y$, $t \in [0, 1]$. We use $I^n = [0, 1]^n$ to denote the n -cube. Let $\xi_h : \pi_n(Y, \varphi_1(x_0)) \rightarrow \pi_n(Y, \varphi_0(x_0))$ be the map defined by: for the homotopy class of $f : (I^n, \partial I^n) \rightarrow (Y, \varphi_1(x_0))$, ξ_h is the homotopy class of $f_h : (I^n, \partial I^n) \rightarrow (Y, \varphi_0(x_0))$ that is obtained

by shrinking the domain of f to a smaller concentric n -cube, and inserting copies of the path h from $\varphi_0(x_0)$ to $\varphi_1(x_0)$ on each radial segment in the region between ∂I^n and the boundary of the smaller cube. Then, $(\varphi_0)_* = \xi_h \circ (\varphi_1)_*$, where $(\varphi_i)_* : \pi_n(X, x_0) \rightarrow \pi_n(Y, \varphi_i(x_0))$, $i = 0, 1$, are the induced maps. The case $n = 1$ is proved in Lemma 1.19 of [13], and the general case is completely analogous. In addition, the map ξ_h induced by the path h depends on the homotopy class of this path only.

In our setting, $\Phi_0(\infty) = \Phi_2(\infty)$ and the target space \mathcal{P}_{S^2} is simply connected. Therefore, assuming that Φ_0 is homotopic to Φ_2 , the path h , traced by the deformation of the image of $\infty \in S^2$ along the homotopy, would be a contractible loop. In particular, this would imply the equality $(\Phi_0)_* = (\Phi_2)_*$.

In Sections 2.1 and 2.2 we obtained that \mathcal{P}_{S^2} is homeomorphic to \mathbb{CP}^2 and that $(\Phi_0)_*$ takes a generator of $\pi_2(S^2, \infty)$ to the generator of $\pi_2(\mathcal{P}_{S^2}, \{\infty\})$, which is isomorphic to $\pi_1(S^1) = \mathbb{Z}$. We claim that $(\Phi_2)_*$ takes the generator of $\pi_2(S^2, \infty)$ to an even homotopy class of $\pi_2(\mathcal{P}_{S^2}, \{\infty\})$. It is convenient to write $\Phi_2 = \mathcal{I} \circ \phi_2$, where $\mathcal{I} : S^2 \rightarrow \mathcal{P}_{S^2}$ is defined by $\mathcal{I}(x) = \{x\}$, for all $x \in S^2$. Then, $(\Phi_2)_* = \mathcal{I}_* \circ (\phi_2)_*$. An application of the Hurewicz's Theorem is that $\pi_2(S^2) = \mathbb{Z}$. Therefore, it suffices to show that $(\mathcal{I})_*$ takes the generator of $\pi_2(S^2, \infty)$ to the class corresponding to the integer 2 in $\pi_2(\mathcal{P}_{S^2}, \{\infty\}) = \mathbb{Z}$. The computation is similar to that made in Section 2.2.

Using the identification of $\mathcal{P}_{S^2} = \mathbb{CP}^2$ and the fiber bundle structure $S^1 \rightarrow S^5 \rightarrow \mathbb{CP}^2$, we can write the map $f : \mathbb{D} \rightarrow \mathcal{P}_{S^2}$, defined by

$$f(w) := \left[\left(z + \frac{w}{1 - |w|} \right)^2 \right] = \left[\left(\left(\frac{w}{1 - |w|} \right)^2, \frac{2w}{1 - |w|}, 1 \right) \right],$$

for $|w| < 1$, and $f(w) = [1] = [(1, 0, 0)]$. The homotopy class of this map represents the image of the generator of $\pi_2(S^2, \infty)$ under $(\mathcal{I})_*$. Consider

$$\tilde{f} : (\mathbb{D}, \partial\mathbb{D}, y_0) \rightarrow (S^5, S^1, q_0), \quad \tilde{f}(w) = (w^2, 2w(1 - |w|), (1 - |w|)^2),$$

for every $w \in \mathbb{D}$, where $y_0 \in \partial\mathbb{D}$ and $q_0 = (y_0^2, 0, 0)$. Notice that \tilde{f} is a lift of f to the total space of the fiber bundle, and its restriction to the boundary is given by $\tilde{f}|_{\partial\mathbb{D}} : (\partial\mathbb{D}, y_0) \rightarrow (S^1, q_0)$, $y \mapsto (y^2, 0, 0)$. As y moves along the circle $\partial\mathbb{D}$ once, $(y^2, 0, 0)$ moves around S^1 twice. Then, the homotopy class of the restriction of \tilde{f} to the boundary corresponds to the integer 2.

2.4. Regular and critical points. Let Σ be a smoothly embedded 2-sphere in a complete Riemannian manifold (M^n, g) . The goal of this part of the article is to provide the proofs of the basic claims involving critical points of the distance function explained in Section 1.1, which includes the proof of the first Min-max Theorem. Recall the terminology in that section.

2.4.1. Characterization of critical points. In this section, we prove the characterization of critical points of the distance function in terms of simultaneously stationary geodesics stated in the Introduction of the article.

Proof of Proposition 1.6. First of all, assume that $\{\gamma_1, \dots, \gamma_k\}$ is a set of simultaneously stationary geodesics with endpoints x and $y \in \Sigma$. Definition 1.5 implies that $\sum_{i=1}^k c_i \nu_{\gamma_i}^T = 0$, for a choice of constants $0 < c_i < 1$, $i = 1, \dots, k$, whose sum equals one. Suppose, by contradiction, that $\{x, y\}$ is a regular point, i.e., there exists $w_1 \in T_x \Sigma$ and $w_2 \in T_y \Sigma$ satisfying $g((w_1, w_2), \nu_{\gamma_i}) < 0$, for all i , since this holds for all minimizing geodesics with endpoints x and y . Since the w_j are tangential to Σ and c_i are positive, it follows that $g((w_1, w_2), \sum_{i=1}^k c_i \nu_{\gamma_i}^T) < 0$. Which is a contradiction.

In order to prove the second claim of the statement, we apply the following theorem of Carathéodory. Let $T \subset \mathbb{R}^n$ and x be a point in the convex hull of T (x is a convex combination of a finite number of elements of T). Then, x is contained in the convex hull of a set $T' \subset T$, such that $\#T' \leq n + 1$.

Another fact that we use is that if $A \subset \mathbb{R}^n$ is compact, then the following are equivalent: (i) there exists $v \in \mathbb{R}^n$ such that $\langle v, a \rangle < 0$, for every $a \in A$, and (ii) the origin does not belongs to the convex hull of A , i.e., $0 \notin \text{conv}(A)$. The convex hull of A is the set made of all finite linear combinations of points in A . Let us indicate the proof of that fact. An easy consequence of Carathéodory's theorem is that the compactness of A implies that $\text{conv}(A)$ is also compact. Then, (ii) is equivalent to the fact that 0 and $\text{conv}(A)$ can be strictly separated by a straight line, and the claim follows.

Next, we begin the proof of the second statement of the proposition. Let $\{e_1, e_2\} \subset T_x \Sigma$ and $\{f_1, f_2\} \subset T_y \Sigma$ be orthonormal basis. Consider \mathbb{R}^4 equipped with the Euclidean inner product, and $T_x \Sigma \times T_y \Sigma$ with the inner product g as above, and as in Definition 1.3. It is straightforward to verify that the map defined by $(a_1, a_2, b_1, b_2) \in \mathbb{R}^4 \mapsto (a_1 e_1 + a_2 e_2, b_1 f_1 + b_2 f_2) \in T_x \Sigma \times T_y \Sigma$ is a linear isometry. Therefore, we can apply the fact stated in the preceding paragraph on $T_x \Sigma \times T_y \Sigma$ to conclude that $\{x, y\}$ is regular if, and only if, $(0, 0) \notin \text{conv}(A)$, where A is the compact set made of all conormal vectors $\nu_{\gamma}^T = (-\gamma'(0)^T, \gamma'(a)^T)$, and γ are minimizing geodesics joining $x = \gamma(0)$ and $y = \gamma(a)$. In particular, if $\{x, y\}$ is critical, then $(0, 0) \in \text{conv}(A)$, and, by Carathéodory's theorem, the origin is a linear combination of a set of at most five vectors of the form ν_{γ}^T . \square

2.4.2. A gradient-type vector field and the proof of Theorem 1.7. In this section we summarize the Morse theoretic arguments necessary to the proof of Theorem 1.7. We begin by collecting some key arguments involving useful properties of a gradient-type vector field in the following proposition.

Proposition 2.1. *Let Σ be a smoothly embedded 2-sphere in a complete Riemannian manifold (M^n, g) , and $\mathcal{R} \subset \mathcal{P}_{\Sigma}$ be the set of regular points $\{x, y\}$ of the distance function. The set \mathcal{R} is an open subset, and there exists a vector field Y on \mathcal{R} whose flow $\{\psi_t\}$ satisfies the following property: for every compact set $K \subset \mathcal{R}$, there exists $c = c(K) > 0$ such that*

$$(2.4.1) \quad \frac{\text{dist}(\psi_t(\{x, y\})) - \text{dist}(x, y)}{t} \leq -c,$$

for $\{x, y\} \in K$ and $t \neq 0$, possibly negative, while $\psi_\tau(\{x, y\}) \in K$, for every τ between 0 and t , not including $\tau = 0$. In particular, any local maximum or local minimum of the distance is a critical point.

The proof of Proposition 2.1 is similar to the proof of Proposition 2.5 of [3]. We briefly sketch the steps of the proof here. The strategy is to apply the standard compactness of the set of minimizing geodesics to construct a local vector field $Y(x_0, y_0)$ around a regular point $\{x_0, y_0\} \in \mathcal{P}_\Sigma$ of the distance function satisfying $g(Y(x_0, y_0)|_{\partial\gamma}, \nu_\gamma^T) < 0$, for every minimizing geodesic γ with endpoints $\partial\gamma \in \mathcal{P}_\Sigma$ close to $\{x_0, y_0\}$. This shows, in particular, that \mathcal{R} is open. Finally, apply a partition of unity subordinated to a locally finite covering of \mathcal{R} by the domains of the local fields considered above, and normalize to obtain the desired vector field Y . The estimates (2.4.1) are obtained by comparing the evolution of the distances $\text{dist}(\psi_t(\{x, y\}))$ with the evolution of the length of any minimizing geodesic joining x and y in a smooth family of smooth curves with endpoints $\psi_t(\{x, y\})$.

We are now ready to prove the first min-max theorem.

Proof of Theorem 1.7. Let us prove that $W_d(\Sigma) > 0$. Consider the set

$$\mathcal{A} := \{\{i(x), i(-x)\} : x \in S^2\} \subset \mathcal{P}_\Sigma,$$

where $i : S^2 \rightarrow M$ is the fixed embedding of S^2 whose image is Σ . We sometimes drop the embedding and identify the points $x \in S^2$ and $i(x) \in \Sigma$.

Claim: The image of every sweepout $\phi : S^2 \rightarrow \mathcal{P}_\Sigma$ of Σ intercepts \mathcal{A} .

We prove this claim by contradiction. Suppose, that there exists a sweepout ϕ whose image does not intercept \mathcal{A} . Then, for each $x \in S^2$, we can write $\phi(x) = \{i(P), i(Q)\}$, for some $P, Q \in S^2$ with $Q \neq -P$. Let $[P, Q]$ denote the unique (nonorientable) shortest arc of great circle in S^2 joining P and Q , and M_x be the midpoint of this arc. Shrinking $[P, Q]$ to M_x allows us to continuously deform the pair $\{i(P), i(Q)\} = \phi(x)$ to the trivial pair $\{i(M_x)\}$. This deformation can be done systematically for all x , showing that ϕ is homotopic to the map $\Phi_1 : S^2 \rightarrow \mathcal{P}_\Sigma$, given by $\Phi_1(\{i(M_x)\})$. We proved, in Section 2.3, that Φ_1 is not a sweepout, and this contradicts the fact that ϕ is sweepout. The claim is proved and it implies that

$$W_d(\Sigma) := \{\text{dist}(i(x), i(-x)) : x \in S^2\} > 0,$$

where the last inequality follows by compactness.

It remains to show that $W_d(\Sigma)$ is a critical value, i.e., there exists a critical point of the distance function at the level $W_d(\Sigma)$. This is also obtained by contradiction, and the argument is analogous to the proof of Theorem 3.1 of [3]. For the convenience of the reader we outline the proof here. Suppose that there exists $\varepsilon > 0$ such that the compact subset

$$K = \{\{x, y\} \in \mathcal{P}_\Sigma : W_d(\Sigma) - \varepsilon \leq \text{dist}(x, y) \leq W_d(\Sigma) + \varepsilon\}$$

does not contain critical points of the distance. Since $W_d(\Sigma) > 0$, we can assume, without loss of generality, that $W_d(\Sigma) - 2\varepsilon > 0$.

Consider the vector field ζY , where Y is the vector field constructed in Proposition 2.1, and ζ is a smooth non-negative cut-off function satisfying $|\zeta| \leq 1$, such that it is equal to one in K , and supported on a sufficiently small open neighbourhood of K . Assume further that the support of ζ is still contained in the set \mathcal{R} of regular points, and does not intercept the set

$$\{\{x, y\} \in \mathcal{P}_\Sigma : \text{dist}(x, y) < W_d(\Sigma) - 2\varepsilon\}.$$

Extend ζY by zero outside of the region \mathcal{R} of regular points.

By Proposition 2.1, the flow of ζY on \mathcal{P}_Σ retracts the set of points on which the distance function is at most $W_d(\Sigma) + \varepsilon$ into a subset of \mathcal{P}_Σ contained in $\{\{x, y\} \in \mathcal{P}_\Sigma : \text{dist}(x, y) < W_d(\Sigma) - \varepsilon\}$, in such way that the points $\{x, y\}$ with $\text{dist}(x, y) < W_d(\Sigma) - 2\varepsilon$ do not move. Indeed, ζY coincides with Y on the subset K , and since the flow ψ_t of Y decreases distance, for each $\{x, y\} \in K$, the path $\psi_t(\{x, y\})$, $t \geq 0$, only leaves K when $\text{dist}(\psi_t(\{x, y\}))$ achieves the value $W_d(\Sigma) - \varepsilon$.

Let $\phi : S^2 \rightarrow \mathcal{P}_\Sigma$ be a sweepout such that

$$\max_{x \in S^2} \text{dist}(\phi(x)) < W_d(\Sigma) + \varepsilon.$$

Deform ϕ by the flow of ζY to obtain another sweepout $\tilde{\phi}$ satisfying

$$\max_{x \in S^2} \text{dist}(\tilde{\phi}(x)) < W_d(\Sigma) - \varepsilon.$$

Notice that the support of the vector field used to deform ϕ is away from the set of pairs of points where the distance function vanishes. In particular, the deformation of a pair $\phi(x) = \{\phi_1(x), \phi_2(x)\}$ by the flow of ζY creates a curve of distinct pairs of points, unless $\phi(x)$ is fixed along the flow of ζY . This implies that $\tilde{\phi}$ is also of the form $\tilde{\phi} = \{\tilde{\phi}_1, \tilde{\phi}_2\}$, for a pair of continuous functions $\tilde{\phi}_i : S^2 \rightarrow \Sigma$. This is a contradiction. \square

We finish this section with an example of a rotationally symmetric, positively curved metric on S^3 , which contains an embedded 2-sphere Σ whose width $W_d(\Sigma)$ is realized by critical points $\{x, y\}$ in such a way that the minimizing geodesics joining x and y are not free boundary on Σ .

Example 1. For $a > 1$, consider the three-dimensional ellipsoid of revolution

$$\mathcal{E}_a^3 = \left\{ (x, y, z, w) \in \mathbb{R}^4 \mid x^2 + y^2 + z^2 + \frac{w^2}{a^2} = 1 \right\},$$

equipped with the Riemannian metric inherited from the flat metric of \mathbb{R}^4 . Let $\mathcal{E}_a^2 = \mathcal{E}_a^3 \cap \{z = 0\}$. Given small $\delta > 0$, let $\Sigma(a, \delta) = \mathcal{E}_a^3 \cap \{w = a\delta\}$, $\Gamma(a, \delta) = \mathcal{E}_a^2 \cap \{w = a\delta\}$, and let $A = (\sqrt{1 - \delta^2}, 0, 0, a\delta)$ and $B = (-\sqrt{1 - \delta^2}, 0, 0, a\delta) \in \Gamma(a, \delta)$. We claim that the min-max width $W_d(\Sigma(a, \delta))$ is realized by the length of minimizing geodesics joining A and B , which are not orthogonal to $\Sigma(a, \delta)$, if $\delta > 0$ is small enough. Moreover, there exists an infinite number of such minimizing geodesic.

In order to prove the claims made in the preceding paragraph, we begin with the case of the two dimensional ellipsoid \mathcal{E}_a^2 . In this case, there are

two distinct minimizing geodesics of \mathcal{E}_a^2 joining A and B , both contained in the region where $w \geq a\delta$, and not orthogonal to $\Gamma(a, \delta)$. Observing that the radial projection of \mathcal{E}_a^2 over the $\{(x, y, 0, w) \in \mathbb{R}^4 \mid x^2 + y^2 + w^2 = 1\}$ is a contraction, we conclude that any portion of the equator $\mathcal{E}_a^2 \cap \{w = 0\}$ of length π is minimizing, and these are the only minimizing geodesics of \mathcal{E}_a^2 joining those endpoints. Clairaut's relation implies that every geodesic $\alpha(t) = (x(t), y(t), 0, w(t))$, with $\alpha(0) = A$ and $w'(0) \leq 0$ must cross the equator, $\mathcal{E}_a^2 \cap \{w = 0\}$, before possibly arriving at B . In particular, if α joins A and B , it must cross the equator twice and can not be minimizing from A to B . If $\delta > 0$ is small enough, by compactness, the minimizing geodesics joining A and B must be close to the the equator. In particular, $y'(0) \neq 0$ and these curves are not orthogonal to $\Gamma(a, \delta)$. The reflection symmetry across $y = 0$ show that there must be two such geodesics.

Let us approach the case of \mathcal{E}_a^3 . Reflection across the hyperplane $z = 0$ leaves the ellipsoid invariant and fixed \mathcal{E}_a^2 . Therefore, \mathcal{E}_a^2 is totally geodesic. Curves $\alpha(t) = (x(t), y(t), 0, w(t))$ with $\alpha(0) = A$ that are geodesics of \mathcal{E}_a^2 are also geodesics of \mathcal{E}_a^3 . The other geodesics emanating from A are obtained by rotation and have the form $\alpha_\theta(t) := (x(t), \cos \theta \cdot y(t), \sin \theta \cdot y(t), w(t))$. By the argument explained before, if α_θ is minimizing from A to B , then α is also minimizing joining the same endpoints. In particular, it follows that $w(t) \geq a\delta$ between these two points. For small δ , the minimizing curves must be close to $\mathcal{E}_a^3 \cap \{w = 0\}$, so these are not orthogonal to $\Sigma(a, \delta)$. Rotational symmetry implies the existence of infinitely many such geodesics.

3. WIDTH OF POSITIVELY CURVED 2-SPHERES

In this section we prove the results stated in Section 1.2, about the min-max width of positively curved 2-spheres, and more generally of metrics which do not admit stable closed geodesics. We also provide details of the relevant examples related to those theorems.

3.1. Proof of Theorem 1.8. In this section, we describe the proof of Theorem 1.8. We find that if three different minimizing geodesics $\gamma_1, \gamma_2, \gamma_3 : [0, a] \rightarrow S^2$ joining $\gamma_i(0) = x$ and $\gamma_i(a) = y$, where $\{x, y\}$ is a critical pair realizing $W_d(\Sigma)$, satisfy that the three angles determined by the $\gamma'_i(0)$ at the origin of $T_x S^2$, and the three angles determined by the vectors $-\gamma'_i(a)$ at the origin of $T_y S^2$, all measure at most π , then the set $\{\gamma_1, \gamma_2, \gamma_3\}$ is simultaneously stationary with endpoints x and y .

Furthermore, we prove that if two different minimizing geodesics γ_1 and γ_2 form a closed geodesic, that is, $\gamma_1 \cup \gamma_2 = \gamma$ such that $\gamma'_1(0) = -\gamma'_2(0)$, $\gamma'_1(a) = -\gamma'_2(a)$, then this closed geodesic has index one.

Before proceeding, we present the following results about the existence of sweepouts with specific properties. The next lemma ensures that we can choose a vector field that deforms a closed geodesic which is not stable to decrease length in second order in a well-defined direction within S^2 .

Lemma 3.1. *Let γ be a closed geodesic and let $\{\gamma'(s), V(\gamma(s))\}$ be an orthonormal basis along γ . If γ is not a stable closed geodesic, then there exists a positive function u on γ such that $\mathcal{Q}(uV, uV) < 0$.*

The proof of Lemma 3.1 is similar to the proof of Lemma 4.2 of [3] and is omitted here. On the case of the three minimizing geodesics, consider the following terminology. Let $\theta_1 \in (0, \pi]$ be the measure of angle determined by the vectors $\gamma'_1(0)$ and $\gamma'_2(0)$ in the region of the tangent plane of S^2 at x that does not contain $\gamma'_3(0)$. Similarly, define the angles θ_2 between $\gamma'_2(0)$ and $\gamma'_3(0)$, and θ_3 between $\gamma'_3(0)$ and $\gamma'_1(0)$.

Proposition 3.2. *Let (S^2, g) be a Riemannian sphere. Suppose (S^2, g) contains no closed geodesics that are stable. Let $\{x, y\} \subset S^2$ be a critical point of the distance function with $x \neq y$. Suppose that x and y are joined by three distinct minimizing geodesics γ_i for $i \in \{1, 2, 3\}$, such that no two of them together form a closed geodesic. Furthermore, the angles θ_1 , θ_2 , and θ_3 described above are less than or equal to π .*

Then, there exists a sweepout $\psi \in [\Phi_0]$ of S^2 such that $\text{dist}(\psi(p)) \leq \text{dist}(x, y)$ for every $p \in S^2$.

Proof. We write Ω_1 , Ω_2 , and Ω_3 to represent the connected components of $S^2 \setminus \{\gamma_1 \cup \gamma_2 \cup \gamma_3\}$ bounded by $\gamma_1 \cup \gamma_2$, $\gamma_2 \cup \gamma_3$, and $\gamma_3 \cup \gamma_1$, respectively.

Initially, we determine the parametrization of the curves $\gamma_l \cup \gamma_k$ for $k \neq l$, and $k, l \in \{1, 2, 3\}$. Let $\gamma_l : [0, a] \rightarrow \Omega_j$, $\gamma_k : [0, a] \rightarrow \Omega_j$ be minimizing geodesics in Ω_j with $\gamma_l(0) = \gamma_k(0)$ and $\gamma_l(a) = \gamma_k(a)$. From this, we obtain the parametrization $\gamma_l \cup \gamma_k : [0, a] \rightarrow \Omega_j$ given by $\gamma_l \cup \gamma_k(t) = \gamma_l(2t)$ for $t \in [0, \frac{a}{2}]$ and $\gamma_l \cup \gamma_k(t) = \gamma_k(2a - 2t)$ for $t \in [\frac{a}{2}, a]$. By the angle condition on the curves γ_l and γ_k , the regions Ω_j with $\partial\Omega_j = \gamma_l \cup \gamma_k$ are locally convex. The next step is to sweep the three regions out completely. This will be achieved by iterating the Birkhoff curve shortening process.

In general, the Birkhoff curve shortening process describes how to shorten piecewise smooth closed curves of uniformly bounded length. Note that there exists an integer $N > 2$ chosen sufficiently large such that $\frac{L(c)}{N}$ is smaller than the injectivity radius, $\text{inj}(S^2)$, of (S^2, g) . In this way, we obtain a partition $0 = t_0, \dots, t_N = a$ such that, for each $i = 1, \dots, N$, the image $c|_{[t_{i-1}, t_i]}$ is contained in an open ball of Ω_j , of radius smaller than the injectivity radius. Formally, one must use curves of uniformly bounded energy. Roughly speaking, the process is divided into two parts. The first part involves a geodesic approximation, where at the end of this approximation the piecewise smooth closed curve c is sent into a piecewise smooth closed curve composed of minimizing geodesics between its vertices, determined by the partition of the interval $[0, a]$. In the second part, the midpoint of each minimizing geodesic is taken. By means of a second geodesic approximation, the piecewise smooth closed curve composed of minimizing geodesics is sent into a new piecewise smooth closed curve, now composed of minimizing geodesics joining each of the consecutive midpoints. In this way, the process

generates an interpolation between the curve with which the process begins and the curve with which it concludes. In both parts of the process, the operation consists in replacing a small piece of the initial curve by a minimizing geodesic between the end points of the piece. Therefore, throughout the process, the length of these new curves is always decreasing. We refer the reader to [3], [12], and Section 2 of [9] for detailed descriptions.

It is well-known that iteration of the process terminates at a point, or converges to a simple closed geodesic. (See, for instance, *Cf.* Section 2 of [9]). By the angular conditions between the curves γ_l and γ_k for $l \neq k$ where $l, k \in \{1, 2, 3\}$, we have that Ω_j are locally convex in the sense that the minimizing geodesic that joins two sufficiently close points in Ω_j is inside the region. Therefore, the Birkhoff shortening process starting at the curve $\gamma_l \cup \gamma_k$ for $l \neq k$ with $l, k, j \in \{1, 2, 3\}$ will remain in the region Ω_j .

Affirmation: Iteration of the Birkhoff curve shortening process starting at the curves $\gamma_l \cup \gamma_k$ end at points.

The statement is proved by contradiction. Suppose it is not true. Therefore, the process starts at the closed curve $\gamma_l \cup \gamma_k$ and ends at a simple closed geodesic σ of length $L(\sigma) \leq L(\gamma_l \cup \gamma_k)$. From the previous observations made about the convexity of Ω_j , the geodesic σ actually lies in Ω_j . Furthermore, σ cannot intersect $\gamma_l \cup \gamma_k$ at any point; otherwise, σ and $\gamma_l \cup \gamma_k$ would share the same tangent vector at some point, implying $\gamma_l \cup \gamma_k = \sigma$, which is an absurd because $\gamma_l \cup \gamma_k$ cannot form a closed geodesic.

Therefore, there exists a connected region $K_j \subset \Omega_j$ of the sphere S^2 such that the ∂K_j is the union of $\partial\Omega_j = \gamma_j \cup \gamma_k$ and σ . Now, let us minimize the length of the piecewise smooth closed curves in K_j that are freely homotopic to the curve $\gamma_l \cup \gamma_k$. Note that the circle S^1 is a deformation retract of K_j , therefore, $\pi_1(K_j) = \pi_1(S^1) = \mathbb{Z}$. Thus, the free homotopy class of $\gamma_l \cup \gamma_k$, $[\gamma_l \cup \gamma_k]$, is non-trivial. Therefore, given a sequence of piecewise smooth minimizing curves α_i in $[\gamma_l \cup \gamma_k]$, such that the lengths of these curves converge to the $\inf_{c \in [\gamma_l \cup \gamma_k]} L(c)$, there exists a closed geodesic β_j in K_j for which $\alpha_i \rightarrow \beta_j$ when $i \rightarrow \infty$, and $L(\beta_j) = \inf_{c \in [\gamma_l \cup \gamma_k]} L(c)$. The curve $\gamma_l \cup \gamma_k$ has no points in common with the curve β_j , otherwise, we would have $\beta_j = \gamma_l \cup \gamma_k$, which is not possible because $L(\beta_j) \leq L(\sigma) < L(\gamma_l \cup \gamma_k)$.

Finally, we must consider two cases. The first case is when β_j has no points in common with σ . In this situation, we can apply the second variation formula 1.2.1 and the minimization property of β_j to conclude that β_j is a stable closed geodesic in K_j . By hypothesis, this case can not happen.

The second case is when β_j has some point in common with σ . Since these two curves are closed geodesics, they must coincide. Thus, we conclude that σ must be embedded and minimize the length among the closed curves that are small perturbations of σ contained in K_j . By the second variation formula and the Lemma 3.1, we further deduce that σ must be a stable closed geodesic. However, this contradicts the hypothesis.

In conclusion, in all cases, the assumption that the process of shortening of curves does not end at a point gives us the existence of a stable closed geodesic in S^2 , which contradicts the hypothesis.

Then, there exists a homotopy $H^j : [0, a] \times [0, 1] \rightarrow \Omega_j$ such that $H^j(\cdot, 1) = \gamma_l \cup \gamma_k$, $H^j(\cdot, 0)$ is a point curve, and $L(H^j(\cdot, s)) \leq L(\gamma_l \cup \gamma_k)$ for all s . Moreover, let $F_j : \mathbb{D} \rightarrow \Omega_j$ be the map given by $F_j(se^{2\pi i \frac{t}{a}}) = H_s^j(t)$, where H^j is constructed from the Birkhoff curve shortening process. Note that $F_j(\partial\mathbb{D}) = \gamma_l \cup \gamma_k$, $F_j(c_s(t)) = H_s^j(t)$, $F_j(\tilde{x}) = x$, $F_j(\tilde{y}) = y$, where $c_s(t) = se^{2\pi i \frac{t}{a}}$ is the circle of radius s in \mathbb{D} , $\tilde{x} = 1$, $\tilde{y} = -1 \in \mathbb{D}$, $H_1^j(0) = x$, $H_1^j(a/2) = y$. Note that, as the homotopy deforms the curve $\gamma_l \cup \gamma_k$ to a point, it also deforms the curves γ_l and γ_k , in such a way that their deformations always have the same endpoints.

The curves c_s sweep the disk \mathbb{D} out and, by the construction of Birkhoff's process, the F_j have degree one. Thus, $F_j(c_s)$ is a family of curves that sweep the region determined by $\gamma_l \cup \gamma_k$ such that, for $p \in c_s$ and $s(p) = \text{dist}(p, 0)$,

$$(3.1.1) \quad \text{dist}(F_j(p), F_j(s(p))) \leq \frac{L(F_j \circ c_{s(p)})}{2} \leq \text{dist}(x, y).$$

The curves obtained by the maps F_j completely sweep the regions Ω_j . Consequently, the collection of these families of curves sweeps the sphere S^2 . Since the domain of F_j maps is the disk \mathbb{D} , we can not define the sweepouts yet. Thus, we denote B_j as the disk that is the domain of the map F_j , and $\sqcup_{j=1}^3 B_j$ the disjoint union of these disks. From this, we define the following equivalence relation: given $z \in \partial B_l$ and $w \in \partial B_k$ for $k \neq l$, we say that $z \sim w$ if $F_l(z) = F_k(w)$. Note that the quotient space $\sqcup_{j=1}^3 B_j / \sim$ is homeomorphic to the topological sphere S^2 . We define the map $F : \sqcup_{j=1}^3 B_j / \sim \rightarrow \Omega_j$, given by $F(p) = F_j(p)$ for $p \in B_j$. Note that, by the equivalence relation described above, the map F is well-defined. Furthermore, it is a map from the sphere to itself. Now we can define the map $\psi : S^2 \rightarrow \mathcal{P}_{S^2}$ by $\psi(p) = \{F(p), F(s(p))\}$.

We claim that $\psi \in [\Phi_0]$. Notice that the map $p \in S^2 \mapsto F(s(p))$ has image contained in the union of the three curves $s \mapsto H_s^j(0)$, joining $H_1^j(0) = x$ and the point $H_0^j(0)$ at the end of Birkhoff's process in Ω_j . Therefore, it is clearly possible to construct a homotopy between $p \in S^2 \mapsto F(s(p))$ and the constant map $p \in S^2 \mapsto x$. It follows from this property that the second entry of the map ψ defined above is homotopic to a constant map.

For the first entry of ψ , notice that any map from the sphere to itself is homotopic to a multiple of the identity. (See Section 4.1 of [13]). Therefore, there exists a homotopy $\hat{H} : S^2 \times [0, 1] \rightarrow S^2$ such that $\hat{H}(p, 0) = F(p)$ and $\hat{H}(p, 1) = n \cdot \text{Id}(p)$, where n is an integer. According to degree theory, the degree of a function remains invariant under homotopies. Therefore, $1 = \deg(F) = \deg(n \cdot \text{Id})$, and consequently, $n = 1$. It follows from this fact that the map F is homotopic to the identity map Id . Thus, $\psi \in [\Phi_0]$ and by, 3.1.1, $\text{dist}(\psi(p)) \leq \text{dist}(x, y)$. Thus, we obtain the desired sweepout. \square

Proposition 3.2 provides a sweepout of S^2 that satisfies a property similar to the one that we need. However, this is not sufficient to conclude Theorem 1.8. When the additional hypothesis that γ_1 , γ_2 , and γ_3 are not simultaneously stationary is assumed, as in Definition 1.5, one must produce a sweepout whose distances are strictly below the level $\text{dist}(x, y)$, of Riemannian distance between the endpoints of those curves.

Proposition 3.3. *Let (S^2, g) be a Riemannian sphere. Suppose (S^2, g) contains no closed geodesics that are stable. Let $\{x, y\} \subset S^2$ be a critical point of the distance function with $x \neq y$. Suppose that x and y are joined by three distinct minimizing geodesics γ_i for $i \in \{1, 2, 3\}$, such that no two of them together form a closed geodesic. Furthermore, suppose that the angles θ_1 , θ_2 and θ_3 described above are less than or equal to π .*

If $\{\gamma_1, \gamma_2, \gamma_3\}$ is not simultaneously stationary, then there exists a sweepout $\psi \in [\Phi_0]$ of S^2 such that $\text{dist}(\psi(p)) < \text{dist}(x, y)$ for every $p \in S^2$.

Proof. The hypotheses in the statement imply that Proposition 3.2 can be applied. Then, we obtain a sweepout $\psi = (\psi_1, \psi_2) : S^2 \rightarrow \mathcal{P}_{S^2}$ such that $\text{dist}(\psi(p)) \leq \text{dist}(x, y)$, for all $p \in S^2$. Recall that, along the construction of ψ , the points $\psi_1(p)$ and $\psi_2(p)$ belong to a closed piecewise smooth curve $\Gamma_p : t \in [0, a] \mapsto H_{s(p)}^j(t)$ obtained from Birkhoff's process starting with H_1^j , a parametrization of $\gamma_l \cup \gamma_k = \partial\Omega_j$, for some $j = 1, 2, 3$, where Ω_j are the connected components of $S^2 \setminus \{\gamma_1, \gamma_2, \gamma_3\}$. Moreover, the process of Birkhoff gives us that the first variation of the length of Γ_p in the direction of a fixed vector field is continuous on $p \in S^2$. Finally, looking back at the proof of Proposition 3.2, we have that $\text{dist}(\psi(p)) = \text{dist}(x, y)$ if, and only if, $\psi(p) = \{x, y\}$ and $\Gamma_p = \gamma_l \cup \gamma_k$ for some k and l . Let $K \subset S^2$ be the compact set of points at which $\psi(p) = \{x, y\}$.

In addition, since $\{\gamma_i\}$, $i \in \{1, 2, 3\}$, is not simultaneously stationary, there exist vectors $v_1 \in T_x S^2$ and $v_2 \in T_y S^2$ such that

$$(3.1.2) \quad \langle (v_1, v_2), \nu_{\gamma_1} \rangle < 0, \quad \langle (v_1, v_2), \nu_{\gamma_2} \rangle < 0, \quad \text{and} \quad \langle (v_1, v_2), \nu_{\gamma_3} \rangle < 0,$$

where $\nu_{\gamma_1} = (-\gamma_1'(0), \gamma_1'(a))$, $\nu_{\gamma_2} = (-\gamma_2'(0), \gamma_2'(a))$ and $\nu_{\gamma_3} = (-\gamma_3'(0), \gamma_3'(a))$. Extend these two vectors to a vector field X on S^2 whose support is contained in a small neighborhood of the set containing x and y only. Let $\phi : [0, \infty) \times S^2 \rightarrow S^2$ be the unique maximal flow generated by X .

We claim that there exists an open set $U \subset S^2$, $\theta > 0$, and $\bar{s}_0 > 0$ such that $K \subset U$, and the first variation of length in the direction of X satisfies

$$\delta\phi_{\bar{s}}(\Gamma_p)(X) < -\theta < 0,$$

for every $0 \leq \bar{s} < \bar{s}_0$ and p in the closure of U , where $\delta\phi_{\bar{s}}(\Gamma_p)(X)$ represents the first derivative of the length functional at the curve $\phi_{\bar{s}}(\Gamma_p)$, in the direction of X . In order to prove the claim, recall that $\Gamma_p = \cup_{i=0}^{N-1} [q_i(p), q_{i+1}(p)]$ is the union of N geodesic segments with endpoints $q_i(p)$ and $q_{i+1}(p)$, which vary continuously with respect to p . Then, $\phi_{\bar{s}}(\Gamma_p)$ is the union of the smooth curves $\phi_{\bar{s}}([q_i(p), q_{i+1}(p)])$. The derivatives of $t \mapsto \phi_{\bar{s}} \circ [q_i(p), q_{i+1}(p)](t)$ with

respect to the variable t depend continuously on p . In particular, $\delta\phi_{\bar{s}}(\Gamma_p)(X)$ is continuous on \bar{s} and p simultaneously. Finally, since, for every $p \in K$, we have $\Gamma_p = \gamma_l \cup \gamma_k$, it follows that $\delta\phi_{\bar{s}}(\Gamma_p)(X) < 0$, for $\bar{s} = 0$ and $p \in K$. The existence of U, θ , and \bar{s}_0 as above follow by continuity.

Let $\eta : S^2 \rightarrow [0, 1]$ be a smooth function such that $\eta|_K$ is constant equal to one, and supported in U . The map that associates to each $(\bar{s}, p) \in [0, \bar{s}_0/2] \times S^2$ the pair of points

$$\{\phi_{\eta(p)\bar{s}}(\psi_1(p)), \phi_{\eta(p)\bar{s}}(\psi_2(p))\}$$

is a homotopy between the sweepout ψ , corresponding to $\bar{s} = 0$, and a sweepout $\tilde{\psi}$, corresponding to $\bar{s} = \bar{s}_0/2$.

Notice that if $p \notin U$, then $\eta(p) = 0$ and $\text{dist}(\tilde{\psi}(p)) = \text{dist}(\psi(p)) < \text{dist}(x, y)$. Suppose now that $p \in U$. In this case, the points of $\tilde{\psi}(p)$ belong to the curve $\phi_{\eta(p)\bar{s}_0/2}(\Gamma_p)$, which has length at most $L(\Gamma_p) \leq 2 \cdot \text{dist}(x, y)$. When $p \in K$, $\eta(p)\bar{s}_0/2 > 0$, and the length of $\phi_{\eta(p)\bar{s}_0/2}(\Gamma_p)$ is strictly lower than $2 \cdot \text{dist}(x, y)$. If $p \in U \setminus K$, then $L(\Gamma_p) < 2 \cdot \text{dist}(x, y)$. In any case,

$$\text{dist}(\tilde{\psi}(p)) \leq \frac{1}{2}L(\phi_{\eta(p)\bar{s}_0/2}(\Gamma_p)) < \text{dist}(x, y).$$

□

Remark 3.4. In both Propositions 3.2 and 3.3, the argument remains valid for the case where there exists $k > 2$ minimizing geodesics with endpoints x and y , which are assumed not to be simultaneously stationary in the second result. One applies Birkhoff on each one of the k connected components, and attach the constructed families to obtain the desired sweepouts.

The next proposition has a proof similar to that of Proposition 3.2. It applies, in particular, to a pair of minimizing geodesics whose endpoints are a nontrivial critical point of the distance, forming a closed geodesic.

Proposition 3.5. *Let (S^2, g) be a Riemannian sphere which does not contain stable closed geodesics. Let $\{x, y\} \subset S^2$ be a critical point of the distance function with $x \neq y$. Suppose x and y are joined by two minimizing geodesics γ_1 and γ_2 such that $\gamma_1 \cup \gamma_2 = \gamma$ is a closed geodesic. Then, there exists a sweepout $\psi \in [\Phi_0]$ of S^2 such that $\text{dist}(\psi(p)) \leq \text{dist}(x, y)$ for every $p \in S^2$.*

Proof. Let $V(\gamma(t))$ be such that $\{\gamma'(t), V(\gamma(t))\}$ is a positive orthonormal basis, for every t . By hypothesis, γ is not stable. Lemma 3.1 gives us a vector field V on S^2 , whose flow ρ satisfies: $\{\rho_s(\gamma)\}$, $s \in [-\varepsilon, \varepsilon]$, is a smooth family of smooth closed curves such that

$$L(\rho_s(\gamma)) \leq 2 \cdot \text{dist}(x, y) - \theta \cdot s^2,$$

for some $\theta > 0$. Recall that all $\rho_s(\gamma)$ belong to the same component of $S^2 \setminus \{\gamma\}$, for $s \in (0, \varepsilon]$. The same holds for $s \in [-\varepsilon, 0)$. Note that even though γ has this property, it does not mean that the curves γ_1 and γ_2 are decreasing in length simultaneously. However, since we are interested in the distance between two points in $\rho_s(\gamma)$, it is sufficient for the lengths of the

the curves to decrease. Indeed, for $p_s, q_s \in \rho_s(\gamma)$, the distance between these points is strictly smaller than the distance between x and y when $s \neq 0$.

For $p \in \gamma$, define $\psi(p) = \{p, x\}$. On a small neighborhood of γ define $\psi(p) = \{p, \rho_s(x)\}$, where $s \in [-\epsilon, \epsilon]$ is the only number in this interval such that $p \in \rho_s(\gamma)$. In the region determined by the variation of the curve γ by the flow associated with the vector field V in S^2 , we have

$$\text{dist}(\psi(p)) \leq \text{dist}(x, y), \text{ for every } p \in \rho_s(\gamma), s \in [-\epsilon, \epsilon].$$

The strict inequality occurs when $s \neq 0$. The next step is to completely sweepout the sphere S^2 .

Label the two closed regions of the sphere S^2 determined by γ by U_1 and U_2 , in such a way that $\rho_s(\gamma) \subset U_1$, for $s < 0$, and $\rho_s(\gamma) \subset U_2$, for $s > 0$. Since γ is a closed geodesic, both regions are locally convex.

Furthermore, the curves $\rho_s(\gamma)$, $s \in [-\epsilon, \epsilon]$ and $s \neq 0$, are also locally convex with respect to the regions determined by them that do not contain γ . This is a consequence of the choice of V , since its restriction to γ is a positive eigenfunction of the Jacobi operator of γ associated to a negative eigenvalue times a unit vector field normal to γ . The claim follows from the formula for the derivative of the geodesic curvature (or the mean curvature, in general) on a smooth deformation of a curve, possibly decreasing the constant $\epsilon > 0$ is needed. See the appendix of [1], for instance.

Thus, Birkhoff's process, described in the proof of Proposition 3.2, starting at either $\rho_{\pm\epsilon}(\gamma)$ remains in the respective region $U_{\pm\epsilon}$ determined by the initial curve and that does not contain γ . The processes starting at $\rho_{\pm\epsilon}(\gamma)$, similarly to the arguments in Proposition 3.2, end at points.

Then, there exist degree one continuous maps $F_- : \mathbb{D} \rightarrow U_{-\epsilon}$ and $F_+ : \mathbb{D} \rightarrow U_{\epsilon}$ such that $F_{\pm}(\partial\mathbb{D}) = \rho_{\pm\epsilon}(\gamma)$, $L(F_{\pm} \circ c_r) \leq L(\rho_{\pm\epsilon}(\gamma)) < L(\gamma)$, for all $r \in [0, 1]$, where c_r is the circle of radius r centered at the origin of \mathbb{D} .

Let us recall that the region delimited by curves $\rho_{-\epsilon}$ and ϕ_{ϵ} was swept out by the flow ρ . Denote this region of by T . In order to formalize the sweepout obtained by the three maps, let us start by fixing a parametrization of the closed geodesic γ on the interval $[0, a]$, and letting $f : [0, a] \times [-\epsilon, \epsilon] \rightarrow S^2$ be given by $f(t, s) = \rho_s(\gamma(t))$. Since $f(0, s) = f(a, s)$, for every s , the map f passes to the quotient $S^1 \times [-\epsilon, \epsilon]$ of the equivalence relation $(0, s) \sim (a, s)$.

The domains of the maps F_{\pm} are disks and the domain of f is an annulus. The disjoint union of the different domains is considered with the equivalence relation between boundary points: $p \sim [(t, -\epsilon)]$ if $F_-(p) = f(t, -\epsilon)$, and $p \sim [(t, \epsilon)]$ if $F_+(p) = f(t, \epsilon)$. The quotient is a topological sphere S^2 , on which we can define a map ψ by $\psi(p) := \{F_{\pm}(p), F_{\pm}(r(p))\}$, whenever p belongs to the domain of F_{\pm} , where $r(p) = |p|$ is the distance from p to the center of the respective disk. Define $\psi([(t, s)]) := \{f(t, s), f(0, s)\} = \{\rho_s(\gamma(t)), \rho_s(\gamma(0))\}$. Arguing similarly to the end of the proof of Proposition 3.2, we verify that ψ is a sweepout satisfying all the desired properties. \square

Remark 3.6. Let γ_i , $i = 1, 2$, be the geodesics from the statement of Proposition 3.5. The fact that γ_i are minimizing was only relevant in this proof to

write the estimate on the width in terms of $\text{dist}(x, y)$. Therefore, a slightly more general result holds: it suffices to assume that $\{x, y\} \subset S^2$ bounds two geodesics γ_i , $i = 1, 2$, of the same length and such that $\gamma_1 \cup \gamma_2 = \gamma$ is a closed geodesic. Then, there exists sweepout $\psi \in [\Phi_0]$ of S^2 such that $\text{dist}(\psi(p)) \leq \frac{L(\gamma)}{2} = L(\gamma_1) = L(\gamma_2)$, for every $p \in S^2$.

The last ingredient needed in the proof of the main theorem is the convex geometry result, Lemma 1.9. Recall its statement in the introductory section of the article. The proof of Lemma 1.9 is postponed to Section 3.6. We are now ready to present the proof of Theorem 1.8.

Proof of Theorem 1.8. By Proposition 1.6 and Proposition 3.2, every critical point $\{x, y\} \subset S^2$ of D with $x \neq y$ is such that there exists a sweepout $\psi \in [\Phi_0]$ satisfying $\text{dist}(x, y) = \max_{p \in S^2} \text{dist}(\psi(p))$. By the definition of $W_d(S^2, g)$, the inequality $W_d(S^2, g) \leq \text{dist}(x, y)$ follows immediately.

Let $\{x, y\}$ be a critical point with $\text{dist}(x, y) = W_d(S^2, g) > 0$. Proposition 1.6 implies that there exists an integer $k \leq 5$ and a set of k simultaneously stationary minimizing geodesics with endpoints x and y . If $k \in \{2, 3\}$, then the proof is complete. Let us analyze the cases $k = 4$ and $k = 5$ separately.

Suppose, by contradiction, that there exists a set $\{\gamma_1, \dots, \gamma_k\}$ of simultaneously stationary minimizing geodesics with endpoints $x = \gamma_i(0)$ and $y = \gamma_i(a)$, $k \in \{4, 5\}$, but no proper subset is simultaneously stationary. Let $v_i = \gamma'_i(0) \in T_x S^2$ and $w_i = -\gamma'_i(a)$, $1 \leq i \leq k$. Fix an orientation on S^2 . Up to relabelling, assume that v_1, \dots, v_k are disposed in this order as one moves around the unit circle of $T_x S^2$ in the clockwise (negative) direction. Since the minimizing geodesics do not intersect, it follows that the vectors w_1, \dots, w_k appear in this order in the counterclockwise (positive) direction of $T_y S^2$. By Definition 1.5, there exist $\{\lambda_i\}$, $1 \leq i \leq k$, $\lambda_i \in (0, 1)$ and $\sum_{i=1}^k \lambda_i = 1$, and such that $\sum_{i=1}^k \lambda_i(v_i, w_i) = (0, 0)$.

Let us begin with the case $k = 4$. Notice that Lemma 1.9 ensures that there exists a choice of three indices $A \subset \{1, 2, 3, 4\}$, $\#A = 3$, such that the origin belongs to the two triangles with vertices at the points $\{v_i : i \in A\}$ or $\{w_i : i \in A\}$. Hence, we obtain three distinct minimizing geodesics that satisfy the angle condition of Proposition 3.3. Then, this result implies that there exists a sweepout ψ such that $\text{dist}(\psi(p)) < \text{dist}(x, y)$, for all $p \in S^2$. However, this is an absurd, because it contradicts the definition of $W_d(S^2, g)$. This concludes the proof in the case $k = 4$.

Assume now that $k = 5$. We claim that there exists a choice of four indices $A \subset \{1, 2, 3, 4, 5\}$, $\#A = 4$, such that the origin belongs to the two quadrilaterals with vertices at the points $\{v_i : i \in A\}$ or $\{w_i : i \in A\}$. Label θ_i the angles between v_i and v_{i+1} that do not contain the other vectors v_j , and θ_5 the angle between v_5 and v_1 . The origin belongs to the quadrilateral with vertices at v_1, v_2, v_3 , and v_4 if, and only if, $\theta_4 + \theta_5 \leq \pi$. In case $\theta_4 + \theta_5 > \pi$, it follows that $\theta_1 + \theta_2 < \pi$ and $\theta_2 + \theta_3 < \pi$. In addition, either $\theta_5 + \theta_1$ or $\theta_3 + \theta_4$ is strictly lower than π . In conclusion, the quadrilaterals with vertices at $\{v_1, v_3, v_4, v_5\}$ or at $\{v_1, v_2, v_4, v_5\}$ contain the origin. And one

of the two quadrilaterals with vertices at $\{v_2, v_3, v_4, v_5\}$ or at $\{v_1, v_2, v_3, v_5\}$ also contain the origin. It follows that there are at least three of the five vertices that can be dropped from the list in such a way that the remaining four still determine a quadrilateral that contains the origin. The same holds with the vectors w_i at $T_y S^2$. In particular, up to relabelling, assume that the origin belongs to the quadrilaterals $\{v_1, v_2, v_3, v_4\}$ and $\{w_1, w_2, w_3, w_4\}$. This implies that the angles determined by the velocity vectors of $\gamma_1, \gamma_2, \gamma_3$, and γ_4 at x and y all measure at most π . Since $\{\gamma_1, \gamma_2, \gamma_3, \gamma_4\}$ is assumed not to be simultaneously stationary, the methods of Proposition 3.3, see Remark 3.4, give us a sweepout ψ such that $\sup_{p \in S^2} \text{dist}(\psi(p)) < \text{dist}(x, y)$. \square

3.2. Min-max width of the Calabi-Croke sphere. In this section, we present examples of positively curved Riemannian spheres such that a critical pair $\{x, y\}$ of the distance function that realizes the min-max width, $\text{dist}(x, y) = W_d(S^2, g)$, is joined by three distinct simultaneously stationary minimizing geodesics. We begin with the following associated example. The Calabi-Croke sphere is obtained by gluing two copies of a flat equilateral triangle with sides of unit length along their boundaries, *Cf.* [9]. Notice that the gluing is smooth away from the vertices of the triangles, but it creates three conical singularities x_1, x_2 , and x_3 corresponding to cone angles measuring $2\pi/3$. Conjecturally, the Calabi-Croke metric attains the supremum of the length of a shortest closed geodesic among all unit area Riemannian metrics on S^2 . We refer the reader to [4], [9], and [22].

There are smooth metrics with non-negative curvature on the two-sphere that approximate the Calabi-Croke metric in such a way that they agree with the original metric outside an arbitrarily small neighborhood of the cone points. See Lemma 4.1 of [16] for a detailed construction. These metrics can now be smoothly perturbed to positively curved 2-spheres.

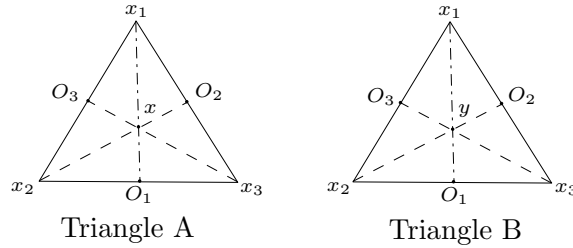


FIGURE 1. Triangular pieces of the Calabi-Croke sphere.

By drawing the bisector of each angle formed at the vertices x_1, x_2 , and x_3 , we obtain the point x in triangle A and y in triangle B , where x and y are the barycentres of triangles A and B , respectively. See Figure 1. Note that the segments connecting the barycentres x and y of each triangle to the midpoints O_i of each side give us three minimizing geodesics $\gamma_i = xO_i \cup O_iy$, $i = 1, 2, 3$. Since these geodesics meet at x and y at $2\pi/3$ angles, it follows that $\{\gamma_1, \gamma_2, \gamma_3\}$ is simultaneously stationary, according to Definition 1.5.

In particular, Proposition 1.6 implies that $\{x, y\}$ is a critical point of the distance function with respect to the Calabi-Croke metric (S^2, g^*) . By Theorem 1.8, the positively curved metrics (S^2, g_m) , $m \in \mathbb{N}$, approximating the Calabi-Croke sphere, as $n \rightarrow \infty$, are such that their min-max width is realized by a critical point $\{x_m, y_m\}$ of the distance that can be joined either by three simultaneously stationary minimizing geodesics, or by a pair of minimizing geodesics $\{\sigma_i^m\}$, $i = 1, 2$, such that $\sigma_1^m \cup \sigma_2^m$ is smooth. We claim that the case of two minimizing geodesics do not occur for large m .

Suppose, by contradiction, that $W(S^2, g_m) = \text{dist}_{g_m}(x_m, y_m)$ and that there exists a pair of minimizing geodesics $\{\sigma_i^m\}$, $i = 1, 2$, with endpoints x_m and y_m such that $\sigma_1^m \cup \sigma_2^m$ is smooth, for infinitely many values of m . Up to subsequence, $\sigma_1^m \cup \sigma_2^m$ smoothly converges away from $\{x_1, x_2, x_3\}$ to a closed curve $\sigma \subset S^2$ that is made of geodesic line segments away from the singular set $\{x_1, x_2, x_3\}$. If σ passes through some x_i , then we clearly have $L(\sigma) \geq \sqrt{3}$. Indeed, there must be at least two segments of σ passing through x_i , each of length at least the length of the height of the equilateral triangle relative to that vertex. Through any point p in the Calabi-Croke sphere that is not a conical singularity, there are exactly three closed geodesics of length $\sqrt{3}$, with one point of self-intersection (an eight-figure). These are the curves that emanate from p in the directions of the vectors that are orthogonal to the sides of the equilateral triangle that contains p . Moreover, these are the shortest closed geodesics. This fact and the contradiction hypothesis would imply that $L(\sigma) \geq \sqrt{3}$. The map $\psi : p \in S^2 \mapsto \{p, x\} \in \mathcal{P}_{S^2}$ is clearly a sweepout. Using the Calabi-Croke metric, we have

$$\sup_{p \in S^2} \text{dist}_{g^*}(\psi(p)) = \text{dist}_{g^*}(x, y) = \frac{\sqrt{3}}{3}.$$

Therefore, using the same sweepout, for every $\delta > 0$, one has that $W_d(S^2, g_m) \leq \frac{\sqrt{3}}{3} + \delta$, for large $m \in \mathbb{N}$. In particular, $W_d(S^2, g_m) < \frac{\sqrt{3}}{2}$, which is a contradiction to the fact that $L(\sigma_1^m \cup \sigma_2^m) = 2W_d(S^2, g_m)$ converges to a number greater than or equal to $\sqrt{3}$, as $m \rightarrow \infty$. We conclude that, for large m , the widths of (S^2, g_m) are realized by critical pairs $\{x_m, y_m\}$ joined by three simultaneously stationary minimizing geodesics.

3.3. Example: removing the hypothesis on the non-existence of stable closed geodesics. In this section we give an example that shows that the hypothesis on the non-existence of stable closed geodesics, in Theorem 1.8, can not be removed. More precisely, we observe that the (intrinsic) width $W_d(\Sigma)$ of a certain rotationally symmetric metric on $\Sigma = M^2 = S^2$ with a long thin neck is necessarily strictly above the distance $\text{dist}(x, y)$, where $\{x, y\}$ is a critical point of the distance which bounds two minimizing geodesics γ_1 and γ_2 whose union $\gamma_1 \cup \gamma_2$ is a closed locally minimizing geodesic detecting the topology of the neck.

Let $N = (0, 0, 1) \in S^2 \subset \mathbb{R}^3$ and $0 < r < \pi/6$ small (to be chosen). We use $d_0(x, y)$ to denote the distance function on the standard round sphere

of radius one. Let B_s^0 denote the open ball of center N and radius s with respect to d_0 . Consider a Riemannian metric g on S^2 which can be realized as a rotationally symmetric sphere about the z -axis, and such that

- (i) $g|_{S^2 \setminus B_{3r}^0}$ coincides with the standard round metric of radius one;
- (ii) $g|_{\overline{B_r^0}}$ is a round spherical cap with strictly concave boundary;
- (iii) the rotational circles ∂B_s^0 are concave to B_s^0 , for $r \leq s < 2r$;
- (iv) the rotational circles ∂B_s^0 are convex to B_s^0 , for $2r < s \leq 3r$;
- (v) $\gamma := \partial B_{2r}^0$ is a closed geodesic with respect to the metric g ;
- (vi) the distance, with respect to g , between γ and the $B_r^0 \cup (S^2 \setminus B_{3r}^0)$ is strictly greater than a quarter of the length of γ .

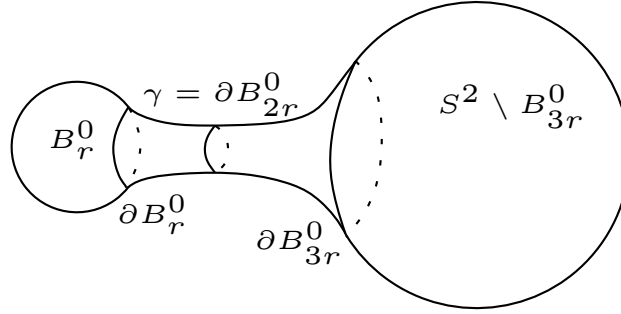


FIGURE 2. Dumbbell shaped rotational sphere whose width is not the lowest non trivial critical value of the distance.

Figure 2 contains a sketch of the rotational sphere described above. Let $\{x, y\} \subset \gamma$ be such that the closure γ_1 and γ_2 of the arcs of $\gamma \setminus \{x, y\}$ have the same length, $L(\gamma_i) = L(\gamma)/2$. We claim that the γ_i are minimizing geodesics. Indeed, by assumptions (iii) and (iv), any geodesic α through $x = \alpha(0)$ and different from γ_i , $i = 1, 2$, must leave the neck $B_{3r}^0 \setminus B_r^0$ before passing through y . The same holds if we interchange the roles of x and y . Therefore, by assumption (v), the length of any geodesic different from the γ_i and joining x and y is strictly greater than $L(\gamma)/2 = L(\gamma_i)$. This implies that $\{\gamma_1, \gamma_2\}$ is simultaneously stationary with endpoints x and y , and, by Proposition 1.6, $\{x, y\}$ is a critical point of the distance function.

In what follows, we prove that $W_d(S^2, g) > \text{dist}(x, y)$. Consider the antipodal map $A : S^2 \rightarrow S^2$, $A(y) = -y$, which is clearly continuous and without fixed points. By Remark 1.16, every sweepout ϕ passes through a pair of antipodal points $\{y, A(y)\}$. On the other hand, for every $\varepsilon > 0$, if $r > 0$ made sufficiently small (depending on ε), it follows that

$$\text{dist}(y, A(y)) \geq \pi - \varepsilon > L(\partial B_{3r}^0) > L(\gamma),$$

for every $y \in S^2$, where the final inequality is a consequence of (iv) above.

3.4. Proof of Theorem 1.10. In this section we prove the claim about the index of the closed geodesic made of two simultaneously stationary minimizing geodesics. We begin with the following key proposition.

Proposition 3.7. *Let (S^2, g) be a Riemannian sphere which does not contain stable closed geodesics. Let $\{x, y\}$ be a critical point of the distance with $x \neq y$. Suppose that x and y are joined by two distinct minimizing geodesics γ_1 and γ_2 such that $\gamma_1 \cup \gamma_2 = \gamma$ is a closed geodesic of index ≥ 2 . Then, there exists sweepout $\psi \in [\Phi_0]$ such that $\text{dist}(\psi(p)) < \text{dist}(x, y)$, for all $p \in S^2$.*

Proof. Proposition 3.5 gives us a sweepout ψ with $\text{dist}(\psi(p)) \leq \text{dist}(x, y)$, for all $p \in S^2$. During the construction, a family of curves $\rho_s(\gamma)$ was obtained, for $s \in [-\varepsilon, \varepsilon]$, in such a way that the function $L(\rho_s(\gamma))$, that measures the lengths of the curves $\rho_s(\gamma)$, has a critical point at $s = 0$ and a strictly negative second derivative at that point. Recall that ρ_s is the flow of a vector field V on S^2 , whose restriction to γ is a nowhere-vanishing eigenvector field of the Jacobi operator with negative eigenvalue.

Since the Morse index of γ is at least two, the maximum dimension of a vector space of vector fields normal to γ where \mathcal{Q} is negative definite is at least two. Choose some normal vector field Z in this two-dimensional subspace such that Z and V are linearly independent vector field, and $\mathcal{Q}(Z, V) = 0$. Extend Z to a vector field on S^2 whose support, that intersects a neighborhood of the curve γ , is contained in the region covered by the curves $\rho_s(\gamma)$, for $s \in (-\varepsilon, \varepsilon)$. Let $\zeta_{\bar{s}}$ denote the flow of Z .

The function $(s, \bar{s}) \in (-\varepsilon, \varepsilon) \times (-\infty, +\infty) \mapsto L(\zeta_{\bar{s}}(\rho_s(\gamma)))$ is smooth, has a critical point at $(0, 0)$, and, by the formula for the second variation of length 1.2.1, and our choice of vector field Z , the Hessian is negative definite at $(0, 0)$. In particular, $(0, 0)$ is an isolated maximum of the function $L(\zeta_{\bar{s}}(\rho_s(\gamma)))$. Therefore, decreasing $\delta < \varepsilon$ if necessary, we can find a continuous function $\bar{s} : s \in [-\varepsilon, \varepsilon] \rightarrow [0, \eta]$ that vanishes on $[-\varepsilon, -\delta] \cup (\delta, \varepsilon]$, and satisfying $L(\zeta_{\bar{s}(s)}(\rho_s(\gamma))) < L(\gamma)$, for all $s \in [-\delta, \delta]$. It follows that

$$\text{dist}(p, \zeta_{\bar{s}(s)}(\rho_s(x))) < \text{dist}(x, y),$$

for all $s \in [-\delta, \delta]$ and $p \in \zeta_{\bar{s}(s)}(\rho_s(\gamma))$. Replacing the map $f(t, s)$ from the proof of Proposition 3.5 by $(t, s) \mapsto \zeta_{\bar{s}(s)}(\rho_s(\gamma(t)))$, and proceeding as in that argument, we obtain the sweepout with the desired properties. \square

Proof of Theorem 1.10. Let $\{x, y\} \subset S^2$ be a critical point with $\text{dist}(x, y) = W_d(S^2, g) > 0$ as in the statement of the theorem. If the index of the closed geodesic γ is not one, Proposition 3.7 gives us a sweepout ψ of S^2 such that $\text{dist}(\psi(p)) < \text{dist}(x, y)$ for all $p \in S^2$. However, this contradicts the definition of $W_d(S^2, g)$ and completes the proof. \square

3.5. Proof of Theorem 1.12. In this section we apply the sweepouts produced in the proof of Theorem 1.8 to prove the result about the direct comparison between our min-max invariant and the classic first width of Almgren-Pitts of positively curved two-spheres.

Proof of Theorem 1.12. Calabi and Cao proved that $\omega_1(S^2, g) = L(\gamma)$, where γ is a simple closed geodesic. Fix x and y in γ that divide this curve into two curves of the same length. Using the sweepout of Proposition 3.5 modified by Remark 3.6, we produce a sweepout $\psi \in [\Phi_0]$ such that

$$W_d(S^2, g) \leq \sup_{p \in S^2} \text{dist}(\psi(p)) \leq \frac{L(\gamma)}{2} = \frac{\omega_1(S^2, g)}{2}.$$

Therefore, we obtain the desired inequality. Moreover, if equality holds, then the sweepout above is optimal. By construction, the sweepout ψ is of the form $\psi(p) = \{\psi_1(p), \psi_2(p)\}$, where $\psi_1(p)$ and $\psi_2(p)$ belong to a path of closed curves of lengths at most $L(\gamma)$. Moreover, γ is the only curve of this family of length $L(\gamma)$. The estimate on the width comes from the fact that the distance between two points in a curve of length ℓ is at most $\ell/2$. Finally, recall that $\text{dist}(\psi_1(p), \psi_2(p)) = L(\gamma)/2$ can only hold at a single $p \in S^2$ where $\psi(p) = \{x, y\}$. In particular, if the two portions of γ determined by x and y are not minimizing, then

$$\sup_{p \in S^2} \text{dist}(\psi(p)) < \frac{L(\gamma)}{2}.$$

Since this would contradict the optimality of ψ , we conclude that the two halves of that closed geodesic are minimizing. \square

3.6. Convex geometry lemma. In this section we prove the convex geometry result, Lemma 1.9, applied in Section 3.1.

Proof of Lemma 1.9. The hypotheses imply that the origin $0 \in \mathbb{R}^2$ belongs to the convex quadrilaterals $V(1, 2, 3, 4)$, with vertices v_1, v_2, v_3, v_4 in this order, and $W(1, 2, 3, 4)$, obtained by w_1, w_2, w_3, w_4 in this order. We also use the notation $V(i, j, k)$ to denote the triangle whose vertices are v_i, v_j , and v_k , and, similarly, use $W(i, j, k)$ for triangles with vertices in $\{w_i\}$. Notice that the origin belongs to at least two of the triangles $V(i, j, k)$.

We proceed by contradiction. If the origin belongs to at least three different triangles of type $V(i, j, k)$, then there is nothing to be proved. Assume that 0 belongs to exactly two of the triangles $V(i, j, k)$, and two of the $W(i, j, k)$ with different sets of indices. Suppose, without generality, that

$$0 \in V(1, 2, 3) \cap V(1, 2, 4) \cap W(1, 3, 4) \cap W(2, 3, 4).$$

We assume that the origin belongs to the interior of those four triangles. Otherwise, the statement would hold. Figure 3 contains the quadrilateral of vertices v_i in the unit circle, whose sides are represented by dashed segments, and the associated convex quadrilateral whose sides have lengths the λ_i . The contradiction hypothesis implies that $\theta_1 + \theta_2 > \pi$ and $\theta_1 + \theta_4 > \pi$.

Similarly, let θ'_i be the corresponding central angles between the vectors w_i . More precisely, θ'_i is the measure of the angle determined by the rotation from w_i to w_{i+1} in the counterclockwise direction for $i = 1, 2, 3$, and from w_4

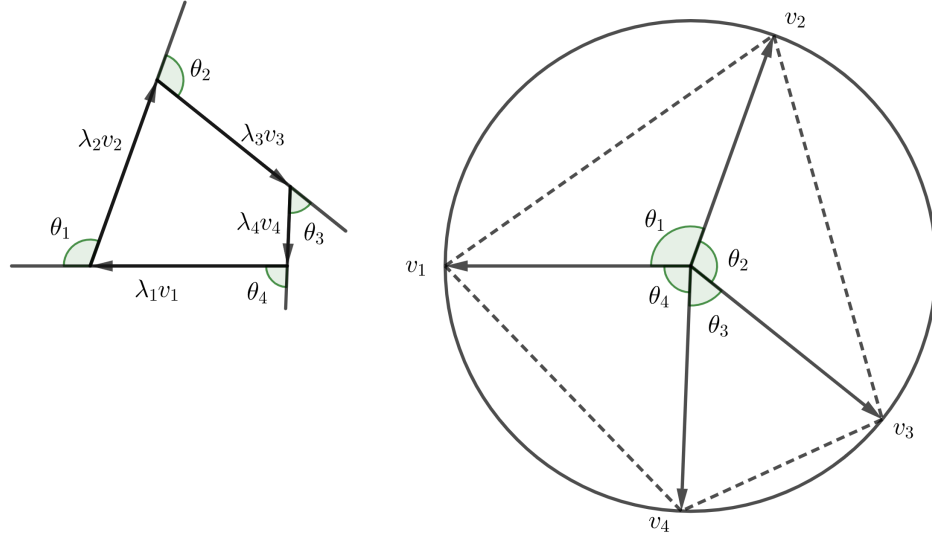


FIGURE 3. Quadrilaterals associated to zero sum unit vectors with weights.

to w_1 in the case of θ'_4 . The contradiction hypothesis yields $\theta'_2 + \theta'_3 > \pi$ and $\theta'_3 + \theta'_4 > \pi$. Summarizing, one has $\min\{\theta_1 + \theta_2, \theta_1 + \theta_4, \theta'_2 + \theta'_3, \theta'_3 + \theta'_4\} > \pi$.

Let us express that condition in terms of the angles θ_4 and θ'_4 , and the λ_i only. Label the vertices of the associated quadrilateral A, B, C , and D , as in Figure 4. The law of cosines on triangles ABD and BCD gives

$$(3.6.1) \quad \lambda_1^2 + \lambda_4^2 + 2\lambda_1\lambda_4 \cos \theta_4 = \lambda_2^2 + \lambda_3^2 + 2\lambda_2\lambda_3 \cos \theta_2.$$

Another applications of the law of cosines yields

$$(3.6.2) \quad \cos(\angle ABD) = \frac{\lambda_1 + \lambda_4 \cos \theta_4}{|BD|} \text{ and } \sin(\angle ABD) = \frac{\lambda_4 \sin \theta_4}{|BD|},$$

where $|BD|$ represents the length of the segment BD . Notice that the sign of $\sin(\angle ABD)$ is known to be non-negative because all θ_i measure at most π , by hypothesis, and $\theta_1 + \angle ABD \leq \pi$. Similarly, one has

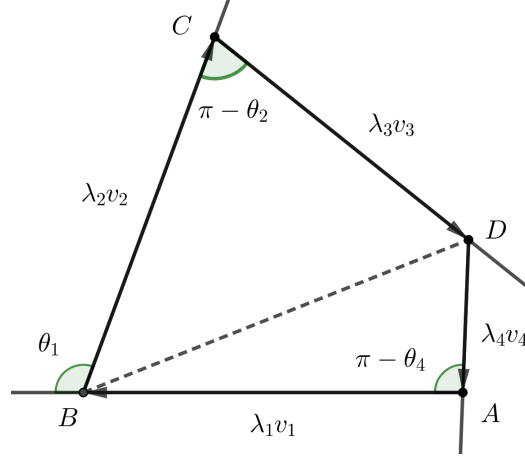
$$(3.6.3) \quad \cos(\angle DBC) = \frac{\lambda_2 + \lambda_3 \cos \theta_2}{|BD|} \text{ and } \sin(\angle DBC) = \frac{\lambda_3 \sin \theta_2}{|BD|}.$$

Equations (3.6.2) and (3.6.3), and the fact that $\angle ABD + \angle DBC = \pi - \theta_1$ imply that

$$(3.6.4) \quad \sin \theta_1 = \frac{\lambda_4 \sin \theta_4 (\lambda_2 + \lambda_3 \cos \theta_2) + (\lambda_1 + \lambda_4 \cos \theta_4) \lambda_3 \sin \theta_2}{|BD|^2}$$

and

$$(3.6.5) \quad \cos \theta_1 = \frac{\lambda_3 \lambda_4 \sin \theta_2 \sin \theta_4 - (\lambda_1 + \lambda_4 \cos \theta_4) (\lambda_2 + \lambda_3 \cos \theta_2)}{|BD|^2}.$$

FIGURE 4. Expressing θ_2 in terms of θ_4 .

Equation (3.6.1) allows us to express θ_2 in terms of the λ_i and θ_4 :

$$\sin \theta_2 = \frac{f(\theta_4)}{2\lambda_2\lambda_3} \text{ and } \cos \theta_2 = \frac{\lambda_1^2 + \lambda_4^2 - \lambda_2^2 - \lambda_3^2 + 2\lambda_1\lambda_4 \cos \theta_4}{2\lambda_2\lambda_3},$$

where $f(\theta_4) := \sqrt{4\lambda_2^2\lambda_3^2 - (\lambda_1^2 + \lambda_4^2 - \lambda_2^2 - \lambda_3^2 + 2\lambda_1\lambda_4 \cos \theta_4)^2}$.

Since $\theta_1 + \theta_4 > \pi$ and $\theta_1 + \theta_2 > \pi$, the values of $\sin(\theta_1 + \theta_4)$ and $\sin(\theta_1 + \theta_2)$ must be negative. Combining the above formulae, we obtain expressions for $\sin(\theta_1 + \theta_4)$ and $\sin(\theta_1 + \theta_2)$ in terms of the λ_i and θ_4 only. In conclusion, using $\theta := \theta_4$, one obtains the following inequalities

$$(3.6.6) \quad (\lambda_4 + \lambda_1 \cos \theta)f(\theta) < \lambda_1 \sin \theta (\lambda_1^2 + \lambda_4^2 - \lambda_2^2 - \lambda_3^2 + 2\lambda_1\lambda_4 \cos \theta),$$

and

$$(3.6.7) \quad \lambda_4 \sin \theta (\lambda_1^2 + \lambda_4^2 - \lambda_2^2 - \lambda_3^2 + 2\lambda_1\lambda_4 \cos \theta) < (\lambda_1 + \lambda_4 \cos \theta)f(\theta).$$

The conditions $\theta'_2 + \theta'_3 > \pi$ and $\theta'_3 + \theta'_4 > \pi$ correspond to a pair of analog inequalities relating the λ_i and the angle θ'_4 . Making a correspondence with the preceding case, one obtains, for $\theta' := \theta'_4$,

$$(3.6.8) \quad (\lambda_1 + \lambda_4 \cos \theta')f(\theta') < \lambda_4 \sin \theta' (\lambda_1^2 + \lambda_4^2 - \lambda_2^2 - \lambda_3^2 + 2\lambda_1\lambda_4 \cos \theta'),$$

and

$$(3.6.9) \quad \lambda_1 \sin \theta' (\lambda_1^2 + \lambda_4^2 - \lambda_2^2 - \lambda_3^2 + 2\lambda_1\lambda_4 \cos \theta') < (\lambda_4 + \lambda_1 \cos \theta')f(\theta').$$

Notice that the function $f(\cdot)$ in the last two inequalities is the same as the previously defined function, since the relationship between the two inequalities (3.6.6) and (3.6.7) and the inequalities (3.6.8) and (3.6.9) is that one interchanges the roles of λ_1 and λ_4 , and of λ_2 and λ_3 . Therefore, the function f is the same because it does not change after these interchanged positions.

We must prove that inequalities (3.6.6), (3.6.7), (3.6.8), and (3.6.9) can not hold simultaneously for a choice of angles θ and θ' in $(0, \pi)$. It suffices

to show that both equations

$$(3.6.10) \quad (\lambda_4 + \lambda_1 \cos \alpha) f(\alpha) = \lambda_1 \sin \alpha (\lambda_1^2 + \lambda_4^2 + \lambda_2^2 - \lambda_3^2 + 2\lambda_1 \lambda_4 \cos \alpha),$$

and

$$(3.6.11) \quad (\lambda_1 + \lambda_4 \cos \beta) f(\beta) = \lambda_4 \sin \beta (\lambda_1^2 + \lambda_4^2 - \lambda_2^2 + \lambda_3^2 + 2\lambda_1 \lambda_4 \cos \beta),$$

can not be both solvable. More precisely, for fixed $\lambda_1, \lambda_2, \lambda_3$, and λ_4 , it is not possible to have solutions $\alpha, \beta \in (0, \pi)$ for both equations at the same time. Indeed, (3.6.6) and (3.6.9) would yield an α solving (3.6.10), and (3.6.7) and (3.6.8) would yield a β . This application of the Intermediate Value Theorem is possible because, regardless of the values of the $\lambda_i > 0$, the domain of $f(\theta)$ is always an interval. Indeed, it is defined whenever

$$-1 \leq \frac{\lambda_1^2 + \lambda_4^2 - \lambda_2^2 - \lambda_3^2 + 2\lambda_1 \lambda_4 \cos \theta}{2\lambda_2 \lambda_3} \leq 1.$$

In what follows, we use $x = \cos \alpha$, $a = \lambda_1$, $b = \lambda_2$, $c = \lambda_3$, and $d = \lambda_4$. Squaring both sides of equation (3.6.10) gives us

$$(3.6.12) \quad \begin{aligned} (d + ax)^2 (4b^2 c^2 - (a^2 + d^2 - b^2 - c^2 + 2adx)^2) \\ = a^2(1 - x^2)(a^2 + d^2 + b^2 - c^2 + 2adx)^2, \end{aligned}$$

Notice that the degree 4 terms cancel out and the equation becomes a degree 3 polynomial equation on x . The set of roots of (3.6.12) is given by

$$(3.6.13) \quad \left\{ -\frac{a^2 + d^2}{2ad}, -\frac{a^2 + d^2 + b^2 - c^2 + 2bd}{2a(b + d)}, \frac{a^2 + d^2 + b^2 - c^2 - 2bd}{2a(b - d)} \right\},$$

if $b \neq d$, $b \neq -d$, $a \neq 0$, and $d \neq 0$. Notice that, for the given values of a, b, c , and d , the conditions $b \neq -d$, $a \neq 0$, and $d \neq 0$ hold automatically. Direct substitution implies that the expressions in (3.6.13) are roots of (3.6.12). Analyzing the cases of equalities between each pair of such expressions yields that they are typically different, and, therefore, (3.6.13) contains all roots of (3.6.12), even when some of those coincide. In the case that $b = d$, the equation becomes a degree 2 polynomial equation whose roots are in the set

$$(3.6.14) \quad \left\{ -\frac{a^2 + b^2}{2ab}, -\frac{a^2 + 4b^2 - c^2}{4ab} \right\}.$$

When two of the roots in those sets coincide, they become multiple roots of the polynomial. These two cases will be analyzed separately. Remember that $x = \cos \alpha$, and $\alpha \in (0, \pi)$. Then, we are interested in roots $x \in (-1, 1)$.

Let us consider the case $b \neq d$. Let x_1, x_2, x_3 be the roots that appear in the set (3.6.13), in the same order. Plugging in the root x_2 of (3.6.12) into the original equation, (3.6.10), and analyzing the signs of both sides of the equations yields that x_2 is a root of (3.6.10) if, and only if, $a^2 + b^2 = c^2 + d^2$. Moreover, this is equivalent to $x_2 = x_3$. Therefore, it is not necessary to analyze the case of the root x_2 . In addition, one has $x_1 \leq -1$. Since we are only interested in roots strictly between -1 and 1 , this root should not be

considered as well. Equation (3.6.10) has a root $x = \cos \alpha$ if, and only if,

$$(3.6.15) \quad x_3 = \frac{a^2 + d^2 + b^2 - c^2 - 2bd}{2a(b-d)} = \frac{a^2 - c^2}{2a(b-d)} + \frac{b-d}{2a} \in (-1, 1).$$

Similarly, equation (3.6.11) has a root $x = \cos \beta$ if, and only if,

$$(3.6.16) \quad -1 < \frac{d^2 - b^2}{2d(c-a)} + \frac{c-a}{2d} < 1.$$

We claim that the assumption considered in equation (3.6.15) implies that one of the following sequence of inequalities hold:

- (a1) $d < b$, $0 < \frac{1}{2} - b < c$, and $\frac{1}{2} - b < a$;
- (a2) or $d > b$, $0 < \frac{1}{2} - a - b < c < \frac{1}{2} - b$.

Indeed, if $d < b$, then the inequality in (3.6.15) can be written in the form

$$(d - b - 2a)(b - d) < a^2 - c^2 < (d - b + 2a)(b - d).$$

Using $d = 1 - a - b - c$, one has

$$(d - b - 2a)(b - d) = a^2 - c^2 - (1 - 2a - 2b)^2 + 2c(1 - 2a - 2b),$$

and

$$(d - b + 2a)(b - d) = a^2 - c^2 - (1 - 2b)^2 + 2c(1 - 2b).$$

Therefore, after simplifications, the inequalities become

$$2c(1 - 2a - 2b) < (1 - 2a - 2b)^2 \text{ and } (1 - 2b)^2 < 2c(1 - 2b).$$

The second inequality gives us that $0 < 1 - 2b < 2c$. We claim that $1 - 2a - 2b < 0$. Otherwise, $2c < 1 - 2a - 2b$, which, together with $0 < 1 - 2b < 2c$, would imply $a < 0$, contradicting the assumption $\lambda_i > 0$, for all i , and concluding case (a1). The second case is similar and the details are omitted.

Similarly, (3.6.16) implies that one of the following itens holds:

- (b1) $a < c$, $0 < \frac{1}{2} - c < b$, and $\frac{1}{2} - c < d$;
- (b2) or $a > c$, $0 < \frac{1}{2} - d - c < b < \frac{1}{2} - c$.

It remains to prove that none of the conditions (a1) or (a2) above are compatible with (b1) or (b2). Indeed, each one of the conditions (a1) and (b2) implies $a + b > \frac{1}{2}$. Itens (a2) or (b1) imply $a + b < \frac{1}{2}$. Which yields that (a1) and (b1) are not compatible, and (a2) and (b2) are not compatible. Similarly, each one of the conditions (a1) and (b1) implies that $b + c > \frac{1}{2}$. Itens (a2) or (b2) imply $b + c < \frac{1}{2}$. This finishes the proof in the case $b \neq d$.

In case $b = d$, the polynomial equations in $x = \cos \alpha$ or $\cos \beta$ representing the squared versions of (3.6.10) and (3.6.11) are degree two polynomials. The first of these two equations has solutions given in (3.6.14). As in the case $b \neq d$, the first solution $x_1 = -(a^2 + b^2)/(2ab) \leq -1$ is not suitable for us. Moreover, the second root of the squared equation solves the original equation, (3.6.10), if, and only if, $a = c$. Hence, (3.6.10) and (3.6.11) become identities which hold for every α and β . In particular, the strict inequalities (3.6.6), (3.6.7), (3.6.8), and (3.6.9) do not hold. \square

4. CONSTANT WIDTH PROPERTIES OF $W_d(\Sigma)$ - PROOFS

In this section we prove the results stated in Section 1.3.

Proof of Proposition 1.14. Let us consider the case of strictly convex regions Ω whose boundary is of class C^2 , and has strictly positive Gaussian curvature. The general case can be treated by approximation.

One can parametrize the surface $\Sigma = \partial\Omega$ by the inverse Gauss map $\mathbf{x} := N^{-1} : S^2 \rightarrow \partial\Omega$, where $\mathbf{x}(v) \in \partial\Omega$ is the unique boundary point for which the outward pointing unit normal vector is v , $N(\mathbf{x}(v)) = v$, for all $v \in S^2$.

The support function $p : S^2 \rightarrow \mathbb{R}$, defined by $p(v) := \langle \mathbf{x}(v), v \rangle$, can be used to represent the directional widths; $w(\Omega, v) = p(v) + p(-v)$, for all v . Letting $\nabla p|_v$ be the gradient of p on the sphere computed at v , we have

$$\mathbf{x}(v) = p(v)v + \nabla p|_v.$$

The only thing to be verified is that $\langle \mathbf{x}(v), w \rangle = \langle \nabla p|_v, w \rangle$, for every w orthogonal to v . Indeed, $\langle \nabla p|_v, w \rangle = dp_v(w) = \langle d\mathbf{x}_v(w), v \rangle + \langle \mathbf{x}(v), w \rangle$.

Finally, notice that $\langle d\mathbf{x}_v(w), v \rangle = 0$, because $d\mathbf{x}_v$ transforms the tangent space $T_v S^2$ into $T_{\mathbf{x}(v)}(\partial\Omega)$, and both of these spaces are orthogonal to v .

The classical width $w(\Omega)$ is realized by some $w(\Omega, v_0)$, on which the function $v \in S^2 \mapsto w(\Omega, v)$ attains its minimum. Then, $0 = \nabla w|_{v_0} = \nabla p|_{v_0} - \nabla p|_{-v_0}$. This implies that

$$\mathbf{x}(v_0) - \mathbf{x}(-v_0) = (p(v_0) + p(-v_0))v_0 + \nabla p|_{v_0} - \nabla p|_{-v_0} = w(\Omega, v_0)v_0.$$

In particular, the line segment from $\mathbf{x}(v_0)$ to $\mathbf{x}(-v_0)$ is an orthogonal chord of length $w(\Omega)$. Then, $w(\Omega)$ is the length of the shortest orthogonal chord of Ω , since any orthogonal chord realizes the corresponding directional width.

In order to finish the proof, it suffices to show that $W_d(\partial\Omega)$ is also equal to the length of the shortest orthogonal chord. We are still assuming strict convexity. Theorem 1.7 tells us that $W_d(\partial\Omega) = \text{dist}(x_0, y_0)$ is a positive critical value of the distance, where $\{x_0, y_0\} \in \mathcal{P}_\Sigma$ is a critical point. On \mathbb{R}^3 , any two points are joined by a single geodesic. Therefore, the minimizing geodesic connecting x_0 and y_0 is an orthogonal chord. It remains to show that given any orthogonal chord $c = [x_1, x_2]$ of Ω , connecting $x_1, x_2 \in \partial\Omega$, there exists a sweepout $\phi : S^2 \rightarrow \Sigma$ such that

$$\max_{x \in S^2} \text{dist}(\phi(x)) = L(c) = \text{dist}(x_1, x_2).$$

Let $v^* \in S^2$ be the unit vector such that $x_1 - x_2$ is a positive multiple of v^* . Letting $N(x)$ denote the outward pointing unit normal vector to $\Sigma = \partial\Omega$ at x , the convexity hypothesis on Ω implies that $N : \partial\Omega \rightarrow S^2$ is a diffeomorphism. In particular, the regions defined by

$$\Sigma^+ = \{x \in \Sigma : \langle N(x), v^* \rangle \geq 0\} \text{ and } \Sigma^- = \{x \in \Sigma : \langle N(x), v^* \rangle \leq 0\}$$

are images via N^{-1} of the closed hemispheres determined by $\langle w, v^* \rangle = 0$.

In the construction of the desired sweepout ϕ , we apply the auxiliary map $F : \Sigma \rightarrow \Sigma$ defined by $F(x) = x$, if $x \in \Sigma^-$, and, if x belongs to the interior

of Σ^+ in $\Sigma = \partial\Omega$, $F(x)$ is the point in Σ such that $F(x) = x + tv^*$, for some $t \neq 0$. Geometrically, x and $F(x)$ are the points of intersection of Σ and the line parallel to v^* passing through x . For $x \in \Sigma^+$ we can even guarantee that $F(x) = x + tv^*$, for some $t < 0$. The map F is continuous on the interior of Σ^+ in Σ , and it extends continuously to the boundary as the identity map. Indeed, if $\{x_n\}$ is a sequence of points in $\Sigma^+ \setminus (\Sigma^+ \cap \Sigma^-)$, which converges to $x \in \Sigma^+ \cap \Sigma^-$, then, $F(x_n) = x_n + t_n v^*$, for some $t_n < 0$, and for every $n \geq 1$. Suppose, by contradiction, that $F(x_n)$ does not converge to x . Then, a subsequence, which we still denote $\{x_n\}$ and $\{t_n\}$, is such that there exists $\varepsilon > 0$ such that $t_n < -\varepsilon$, for all n . The compactness of Σ tells us that $\{t_n\}$ is bounded. We can assume, without loss of generality, that t_n converges to some $t < 0$. Hence, $F(x_n)$ tends to $x + tv^*$, and this is a contradiction to the convexity assumption. Indeed, on one hand, the limit $x + tv^*$ must be in Σ , as a limit of points on this surface. On the other hand, the convexity implies that x is the only point of intersection of Σ and $T_x \Sigma$. But $x + tv^* \in T_x \Sigma \setminus \{x\}$, because $v^* \in T_x \Sigma$ for every $x \in \Sigma^+ \cap \Sigma^-$.

In conclusion, F is continuous on Σ . Moreover, notice that $F(\Sigma) \subset \Sigma^-$, which implies that F is homotopic to a constant map. We are now ready to define the sweepout ϕ . Instead of using S^2 as the domain, we use Σ , which is diffeomorphic to S^2 . Define $\phi(x) = \{x, F(x)\}$, for every $x \in \Sigma$. The map ϕ is continuous and homotopic to Φ_0 , hence, a sweepout. Finally,

$$\text{dist}(\phi(x)) = \text{dist}(x, F(x)) \leq \text{dist}(x_1, x_2),$$

for every $x \in \Sigma$. Moreover, equality holds for $x = x_1$. The equality holds because $F(x_1) = x_2$. Our convexity assumption also implies that Σ is contained in the region bounded by the tangent planes $T_{x_1} \Sigma$ and $T_{x_2} \Sigma$, which gives us the desired upper bound. \square

Proof of Theorem 1.15. Let us prove part (I). Assume that $W_d(\Sigma)$ equals the (extrinsic) diameter of Σ . Suppose, by contradiction, that there exists $x_1 \in \Sigma$ such that $\text{dist}(x_1, y) < W_d(\Sigma)$, for every $y \in \Sigma$. Let $i : S^2 \rightarrow M$ be an embedding with $i(S^2) = \Sigma$, and consider $\phi : S^2 \rightarrow \mathcal{P}_\Sigma$ defined by

$$\phi(x) := \{i(x), i(x_0)\}, \text{ for all } x \in S^2,$$

where $x_0 \in S^2$ is the point such that $i(x_0) = x_1$. Notice that ϕ is homotopic to Φ_0 . Indeed, Φ_0 is defined similarly, the only difference being that $\Phi_0(x) = \{i(x), i(x_2)\}$, for every $x \in S^2$, where $x_2 \in S^2$ is, possibly, different from x_0 . These two maps are clearly homotopic, since $\phi_t(x) := \{i(x), i(c(t))\}$, where $c(t)$ is a path in S^2 joining $c(0) = x_0$ and $c(1) = x_2$, are such that $\phi_0 = \phi$ and $\phi_1 = \Phi_0$. Therefore, ϕ is a sweepout satisfying

$$\sup_{x \in S^2} \text{dist}(\phi(x)) = \sup_{y \in \Sigma} \text{dist}(x_1, y) < W_d(\Sigma),$$

which contradicts Definition 1.2. Property (I) is proved.

Let us prove (II). Recall that Ψ is a continuous map defined on Σ such that $\Psi(x) \in \Sigma$ and $\text{dist}(x, \Psi(x)) = \text{diam}(\Sigma)$, for every $x \in \Sigma$. Let $\phi :$

$S^2 \rightarrow \mathcal{P}_\Sigma$ be an arbitrary sweepout of Σ , as in Definition 1.1, such that $\phi(x) = \{\phi_1(x), \phi_2(x)\}$, for a pair of continuous maps $\phi_1, \phi_2 : S^2 \rightarrow \Sigma$. We claim that there exists $x \in S^2$ and $y \in \Sigma$ such that $\phi(x) = \{y, \Psi(y)\}$. More precisely, we prove that $\phi_2(x) = \Psi(\phi_1(x))$ for some $x \in S^2$.

Suppose, by contradiction, that this is not the case. Then, both points $\phi_1(x)$ and $\phi_2(x)$ do not coincide with $\Psi(\phi_1(x))$, for every $x \in S^2$. Notice that $\phi_1(x) \neq \Psi(\phi_1(x))$ always holds because the distance between these two points equals the diameter of Σ , which is a positive number. Let $i : S^2 \rightarrow \Sigma$ be a fixed embedding from the 2-sphere to Σ . For every $x \in S^2$, let us use

$$\pi_x : S^2 \setminus \{i^{-1} \circ \Psi \circ \phi_1(x)\} \rightarrow \mathbb{R}^2$$

to denote the stereographic projection of S^2 with base point $i^{-1} \circ \Psi \circ \phi_1(x)$. Consider the map $\alpha : S^2 \times [0, 1] \rightarrow \Sigma$ given by

$$\alpha(x, t) := i \circ \pi_x^{-1} \circ ((1 - t) \cdot (\pi_x \circ i^{-1} \circ \phi_1(x)) + t \cdot (\pi_x \circ i^{-1} \circ \phi_2(x))),$$

for $x \in S^2$ and $t \in [0, 1]$. The map is well defined because of the contradiction hypothesis. Moreover, α is continuous. Notice that, for fixed x , the map simply composes i with a parametrization of the arc of circle through the points $i^{-1}(\phi_1(x))$, $i^{-1}(\phi_2(x))$, and $i^{-1}(\Psi \circ \phi_1(x))$, that do not contain the last of these three points, whenever $\phi_1(x)$ and $\phi_2(x)$ are different. Otherwise, $\alpha(x, t)$ is constant with respect to t . Therefore, this construction yields that $\phi(x) = \{\phi_1(x), \alpha(x, 1)\}$ is homotopic to $\{\phi_1(x), \alpha(x, 0)\} = \{\phi_1(x)\}$. This is a contradiction and the proof of (II) is finished.

To prove the final part of the statement of the theorem, we show that, on the intrinsic case, $\Sigma = M$, every point $x \in \Sigma$ belongs to at most one pair $\{x, y\}$ which is a critical point of the distance function with $y \neq x$. This property holds for any metric. Indeed, if $\{x, y\}$ is critical, Proposition 1.6 implies that there exists an integer $k \leq 5$, and a set of k simultaneously stationary minimizing geodesics γ_j , $1 \leq j \leq k$, with endpoints x and y . These geodesics meet at x and y only, because of the fact that they are minimizing. The complement in Σ of the union of these curves has k connected components denoted by U_j , $1 \leq j \leq k$.

Suppose, by contradiction, that there exists $z \notin \{x, y\}$ such that $\{x, z\}$ is also a critical point of the distance. Since each γ_j is minimizing from x to y , it is the only minimizing geodesic from x to any point in $\gamma_j \setminus \{y\}$. In particular, $z \notin \gamma_j$. Assume, without loss of generality, that $z \in U_1$. Every minimizing geodesic α joining x and z must be completely contained in U_1 as well. Otherwise, it would cross some γ_j which is part of the boundary of U_1 , contradicting the minimizing properties of α and γ_j . Definition 1.5 implies that the angles at x and y between two consecutive γ_k and γ_l is at most π . In particular, all velocity vectors of minimizing geodesics α as above would be contained in an angle measuring strictly less than π , at both x and y . This contradicts the fact that $\{x, z\}$ is critical.

In order to finish the proof, observe first that the forward statement of the final claim in the statement is a particular case of (I). Conversely, assume

that for each $x \in \Sigma$ there exists $y \in \Sigma$, such that $\text{dist}(x, y) = \text{diam}(\Sigma)$. These pairs $\{x, y\}$ are, in particular, the only non-trivial critical points of the distance function. This is a consequence of the claim that we proved in the preceding paragraphs. Write $\Psi(x) := y$. It remains to show that Ψ is continuous. Indeed, we have $\text{dist}(x, \Psi(x)) = \text{diam}(\Sigma)$, for every $x \in \Sigma$. Let $\{x_n\}$, $n \in \mathbb{N}$, be a convergent sequence in Σ , $\lim x_n = x$. By compactness, $\{\Psi(x_n)\}$ subconverges to a point $z \in \Sigma$. Then, letting $k \rightarrow \infty$ on this subsequence $\{n_k\}$, one concludes that

$$\text{dist}(x, z) = \lim_{k \rightarrow \infty} \text{dist}(x_{n_k}, \Psi(x_{n_k})) = \text{diam}(\Sigma).$$

In particular, by uniqueness, $z = \Psi(x)$. Since this must hold for every convergent subsequence, one concludes that $\lim \Psi(x_n) = \Psi(x)$. The proof is complete after an application of (II). \square

Proof of Theorem 1.17. The fixed point theorem of Brouwer implies that the isometric involution $\Psi : \Omega \rightarrow \Omega$ has a fixed point $p_0 \in \Omega$. By assumption, this map does not have fixed boundary points, then, p_0 is not in $\partial\Omega =: \Sigma$. We claim that p_0 is unique. Indeed, assume, by contradiction, that $\Psi(p_i) = p_i$, for $i = 0, 1$, with p_0 and p_1 different. Let γ be the minimizing geodesic parametrized by arc length and such that $\gamma(0) = p_0$ and $\gamma(a) = p_1$. Since Ψ is an isometry, its image $\Psi \circ \gamma$ is also a minimizing geodesic joining the same endpoints. By the uniqueness hypothesis (i) in the statement of the theorem, we conclude that $\gamma = \Psi \circ \gamma$. This implies that γ is made of fixed points of Ψ only. This fact and hypothesis (ii) in the statement of the theorem contradict the hypothesis on the non-existence of boundary fixed points.

We claim that $d\Psi_{p_0} = -Id_{T_{p_0}M}$. Since $d\Psi_{p_0} \circ d\Psi_{p_0} = Id_{T_{p_0}M}$, the possible eigenvalues of $d\Psi_{p_0}$ are ± 1 . As before, hypothesis (ii) implies that $+1$ is not an eigenvalue of that map, since the geodesic emanating from p_0 in the direction of the corresponding eigenvector would be made of fixed points of Ψ . The dimension of $T_{p_0}M$ is three, then, $d\Psi_{p_0}$ has -1 as an eigenvalue. Let $v \neq 0$ be such that $d\Psi_{p_0}(v) = -v$. The map $d\Psi_{p_0}$ is an isometry, therefore, the orthogonal complement $\langle v \rangle^\perp$ of the line spanned by v is invariant by $d\Psi_{p_0}$. We analyze two possibilities: the restriction of $d\Psi_{p_0}$ to $\langle v \rangle^\perp$ is either a rotation, or the composition of a reflection with a rotation. The latter does not occur, since a reflection composed with a rotation always has the number one as an eigenvalue. Then, $d\Psi_{p_0}$ is a rotation on $\langle v \rangle^\perp$ and the angle of rotation must necessarily be equal to π , because of the involutive property of the map Ψ . Therefore, the claim is proved.

Let $z_0 \in \Sigma = \partial\Omega$ be such that $\text{dist}(p_0, z_0) = \text{dist}(p_0, \Sigma)$, and let β be a minimizing geodesic parametrized by arc length and joining the points $\beta(0) = p_0$ and $\beta(a) = z_0$. The choice of z_0 clearly implies, by the first variation formula, that β is orthogonal to Σ at z_0 . In particular, β is the only minimizing geodesic connecting p_0 and z_0 . Since $d\Psi_{p_0} = -Id_{T_{p_0}M}$, we have that the curve obtained as the union of β and $\Psi(\beta)$ is a (smooth) geodesic connecting the two points z_0 and $\Psi(z_0)$.

The fact that β is minimizing and meets Σ orthogonally implies that the same holds for $\Psi(\beta)$, and, in particular, these two curve meet at p_0 only. Moreover, the fact that β is minimizing implies that $L(\beta \cup \Psi(\beta)) \leq 2 \cdot \text{diam}(\Omega)$. Therefore, hypothesis (iv) implies that $\beta \cup \Psi(\beta)$ is minimizing and satisfies the free boundary condition. It follows that z_0 and $\Psi(z_0)$ form a critical point of the distance function on \mathcal{P}_Σ .

Next, we claim that every point of Σ belongs to a unique non-trivial critical point of the distance function defined on \mathcal{P}_Σ . Let $\{x, y\}$ be such a critical point. Since $x, y \in \Sigma = \partial\Omega$, hypothesis (i) gives us that there exists a unique minimizing geodesic connecting x and y . Being a critical point, it follows that this minimizing geodesic must satisfy the free boundary condition. A unique free boundary geodesic can emanate from either x or y and stay in Ω , by the convexity assumption included in hypothesis (i). This implies that x does not belong to another non-trivial critical point of the distance. Moreover, the main assumption, $W_d(\Sigma) = \text{diam}(\Sigma)$, implies, via part (I) of Theorem 1.15, that every point $x \in \Sigma$ belongs to a critical point $\{x, y\}$ that is in the level $W_d(\Sigma)$ of the distance function.

By the fact proved in the preceding paragraph, it follows that

$$(4.0.1) \quad 2 \cdot \text{dist}(p_0, z_0) = 2 \cdot L(\beta) = L(\beta \cup \Psi(\beta)) = W_d(\Sigma) = \text{diam}(\Sigma)$$

Given $z \in \Sigma$, let $\alpha : [0, \ell] \rightarrow M$ be the minimizing geodesic parametrized by arc length with $\alpha(0) = p_0$ and $\alpha(\ell) = z$. The minimizing curves α and $\Psi(\alpha)$ emanating from p_0 only intercept at p_0 , and, by hypothesis (iv), $\alpha \cup \Psi(\alpha)$ is a minimizing geodesic joining z and $\Psi(z)$. In particular,

$$(4.0.2) \quad 2 \cdot \text{dist}(p_0, z) = 2 \cdot L(\alpha) = \text{dist}(z, \Psi(z)) \leq \text{diam}(\Sigma).$$

Combining equations (4.0.1) and (4.0.2), it follows that, for every $z \in \Sigma$, one has the inequality $\text{dist}(p_0, z) \leq \text{dist}(p_0, z_0)$. In conclusion, since $\text{dist}(p_0, z_0) = \text{dist}(p_0, \Sigma)$, it follows that $\text{dist}(p_0, z) = \text{dist}(p_0, \Sigma)$, for every $z \in \Sigma$. The remaining steps of the proof are exactly as in the last four paragraphs in the proof of Theorem F in [3] to conclude that Ω is a metric and geodesic ball in (M^3, g) of radius $W_d(\Sigma)/2$. \square

REFERENCES

- [1] L. Ambrozio, *Rigidity of area-minimizing free boundary surfaces in mean convex three-manifolds*, Journal of Geometric Analysis, Volume 25 (2015), Issue 2, pp 1001-1017.
- [2] L. Ambrozio and R. Montezuma, *On the min-max width of unit volume three-spheres*, Journal of Differential Geometry, 126 (2024), Issue 3, p. 875-907.
- [3] L. Ambrozio, R. Montezuma, and R. Santos, *The width of embedded circle*. (accepted for publication at J. Reine Angew. Math.) arXiv:2307.12939v2 [math.DG].
- [4] F. Balacheff, *A local optimal diastolic inequality on the two-sphere*, J. Topol. Anal. 2 (2010), no. 1, 109-121.
- [5] E. Calabi and J. G. Cao, *Simple closed geodesics on convex surfaces*. J. Differential Geom. 36(3): 517-549 (1992). DOI: 10.4310/jdg/1214453180
- [6] G.D. Chakerian and H. Groemer, *Convex bodies of constant width*. Convexity and its applications, 49-96. Birkhäuser Verlag, Basel, 1983.

- [7] O. Chodosh and C. Mantoulidis, *Minimal surfaces and the Allen–Cahn equation on 3-manifolds: index, multiplicity, and curvature estimates*. Annals of Mathematics, Volume 191 (2020), Issue 1, 213–328.
- [8] O. Chodosh and C. Mantoulidis, *The p -widths of a surface*. Publ. Math. Inst. Hautes Etudes Sci. 137 (2023), 245–342.
- [9] C. Croke, *Area and length of the shortest closed geodesic*, J. Differential Geometry 27 (1988), 1–21.
- [10] T. Bonnesen and W. Fenchel, *Theorie der konvexen Körper*. Springer, Berlin (1934) (Reproduced by Chelsea Publ. Co., New York, English translation: Theory of Convex Bodies, Translated from the German and edited by Boron, L., Christenson, C., Smith, B. BCS Associates, Moscow, ID, Boron, 1971), p. 1987.
- [11] S. Donato. *Donato, S. The First p -Widths of the Unit Disk*. J Geom Anal 32, 177 (2022). <https://doi.org/10.1007/s12220-022-00913-3>
- [12] Donato, S., Montezuma, R. *The First Width of Non-negatively Curved Surfaces with Convex Boundary*. J Geom Anal 34, 60 (2024). <https://doi.org/10.1007/s12220-023-01511-7>
- [13] A. Hatcher *Algebraic topology*. Cambridge University Press, Cambridge, 2002, xii+544 pp.
- [14] Y. Liokumovich, F. Codá Marques, and A. Neves, *Weyl law for the volume spectrum*, Annals of Mathematics 187 (2018), no. 3, 933–961.
- [15] J. Marx-Kuo, L. Sarnataro, and D. Stryker, *Index, Intersections, and Multiplicity of Min-Max Geodesics*. (preprint) arXiv:2410.02580 [math.DG]
- [16] C. Mantoulidis and R. Schoen, *On the Bartnik mass of apparent horizons*, Class. Quantum Grav. 32 2015, no. 20, 205002.
- [17] F. Codá Marques and A. Neves, *Rigidity of min-max minimal spheres in three-manifolds*. Duke Math. J. 161 (2012), no. 14, 2725–2752.
- [18] F. Codá Marques and A. Neves, *Min-max theory and the Willmore conjecture*. Annals of Mathematics (2014), 683–782.
- [19] H. Martini, L. Montejano, and D. Oliveros, *Bodies of constant width. An introduction to convex geometry with applications*. Birkhäuser/Springer, Cham, 2019. xi+486 pp.
- [20] J. T. Pitts, *Regularity and singularity of one dimensional stationary integral varifolds on manifolds arising from variational methods in the large*. Symposia Mathematica, Vol. XIV (Convegno di Geometria Simplettica e Fisica Matematica & Convegno di Teoria Geometrica dell’Integrazione e Varietà Minimali, INDAM, Rome, 1973), Istituto Nazionale di Alta Matematica, Rome, 1974, pp. 465–472.
- [21] K. Reidemeister, *Über Körper konstanten Durchmessers*. Math.Z. 10, 214–216 (1921).
- [22] S. Sabourau, *Local extremality of the Calabi–Croke sphere for the length of the shortest closed geodesic*. Journal of the London Mathematical Society, vol. 82 (2010), no. 3, 549–562.
- [23] N. Sarquis Aiex, *The Width of Ellipsoids*. Comm. in Analysis and Geometry, Vol.27 (2019), no.2, pp.251–285
- [24] A. Song, *Existence of infinitely many minimal hypersurfaces in closed manifolds*. Annals of Mathematics, Volume 197 (2023), Issue 3, 859–895.
- [25] X. Zhou, *On the Multiplicity One Conjecture in min-max theory*. Annals of Mathematics, Volume 192 (2020), Issue 3, 767–820.

DEPARTAMENTO DE MATEMÁTICA, UFC, FORTALEZA/CE 60455-760 BRAZIL

Email address: `montezuma@mat.ufc.br`

Email address: `idalinasilva1a@gmail.com`