

# Closing the Chain: How to reduce your risk of being SolarWinds, Log4j, or XZ Utils

Sivana Hamer  
sahamer@ncsu.edu  
North Carolina State University  
Raleigh, NC, US

Jacob Bowen  
jebowen2@ncsu.edu  
North Carolina State University  
Raleigh, NC, US

Md Nazmul Haque  
mhaque4@ncsu.edu  
North Carolina State University  
Raleigh, NC, US

Robert Hines  
rmhines@polaris360.com  
VA, US

Chris Madden  
chris.madden@yahooinc.com  
Yahoo  
Ireland

Laurie Williams  
lawilli3@ncsu.edu  
North Carolina State University  
Raleigh, NC, US

## Abstract

Software supply chain frameworks, such as the US NIST Secure Software Development Framework (SSDF), detail *what tasks* software development organizations should adopt to reduce security risk. However, to further reduce the risk of similar attacks occurring, framework adopters (i.e., software organizations) would benefit from knowing *what tasks mitigate attack techniques* the attackers are currently using to help organizations prioritize and to indicate current framework task gaps that leave organizations vulnerable to attacks. **The goal of this study is to aid software supply chain framework adopters in reducing the risk of attacks by systematically mapping the attack techniques used in the SolarWinds, Log4j, and XZ Utils attacks to mitigating framework tasks.** We qualitatively analyzed 106 Cyber Threat Intelligence (CTI) reports of the 3 attacks to gather the attack techniques and the 73 tasks enumerated in 10 software supply chain frameworks. Afterward, we established and ranked priority tasks that mitigate attack techniques. The three mitigation tasks with the highest scores are role-based access control, system monitoring, and boundary protection. Additionally, three mitigation tasks were missing from all ten frameworks, including sustainable open-source software and environmental scanning tools. Thus, software products would still be vulnerable to software supply chain attacks even if organizations adopted all recommended tasks.

## CCS Concepts

• **Software and its engineering** → **Development frameworks and environments**; **Risk management**; • **Security and privacy** → **Software and application security**.

Permission to make digital or hard copies of all or part of this work for personal or classroom use is granted without fee provided that copies are not made or distributed for profit or commercial advantage and that copies bear this notice and the full citation on the first page. Copyrights for components of this work owned by others than the author(s) must be honored. Abstracting with credit is permitted. To copy otherwise, or republish, to post on servers or to redistribute to lists, requires prior specific permission and/or a fee. Request permissions from [permissions@acm.org](mailto:permissions@acm.org).  
Conference acronym 'XX, Woodstock, NY

© 2025 Copyright held by the owner/author(s). Publication rights licensed to ACM.  
ACM ISBN 978-1-4503-XXXX-X/18/06  
<https://doi.org/XXXXXXXX.XXXXXXX>

## Keywords

Software supply chain security, Empirical software engineering

### ACM Reference Format:

Sivana Hamer, Jacob Bowen, Md Nazmul Haque, Robert Hines, Chris Madden, and Laurie Williams. 2025. Closing the Chain: How to reduce your risk of being SolarWinds, Log4j, or XZ Utils. In *Proceedings of Make sure to enter the correct conference title from your rights confirmation email (Conference acronym 'XX)*. ACM, New York, NY, USA, 18 pages. <https://doi.org/XXXXXXXX.XXXXXXX>

## 1 Introduction

In software supply chain attacks, vulnerabilities are maliciously or accidentally introduced into dependencies, compromising direct or transitive dependents. Attackers exploit these software dependencies, the build infrastructure, and humans involved as attack vectors [27, 72]. While software supply chain attacks are not new, since 2020, high-profile incidents—such as those affecting SolarWinds, Log4j, and XZ Utils—have been discovered, compromising thousands of government, industry, and open-source organizations worldwide [13, 14, 53]. Trends, such as the annual detected malicious open-source packages rising from 929 in 2020 to 459,070 in 2024 [57, 58], indicate the growth of software supply chain attacks.

Tasks have been proposed and researched to reduce the risk of software supply chain attacks. Example tasks include Software Bill of Materials (SBOM) to list components used during software development [59, 79], code signing to bind a developer with a software artifact [56], and reproducible builds to detect tampering of the build infrastructure [20]. Government and industry have developed software supply chain risk management frameworks, compiling *what tasks software organizations should adopt* to reduce security risk. Notable frameworks include: US National Institute of Standards and Technology (NIST) Secure Software Development Framework (SSDF) [40], OpenSSF Scorecard [48], and Supply-chain Levels for Software Artifacts (SLSA) [61]. The recognition and adoption of the frameworks are increasing each year [66]. In the Proactive Software Supply Chain Risk Management (P-SSCRM) framework, Williams et al. [73] compiled the union of the tasks of 10 prominent software supply chain frameworks into 73 identified tasks.

Given the limited budget, time, and resources for software supply chain security [54], a ranked *priority* of the mitigation tasks would aid software organizations in adopting the essential tasks to reduce the risk of similar attacks. Hence, framework adopters (i.e.,

software development organizations) would benefit from knowing *what tasks mitigate attack techniques* the attackers are currently using. Also, framework adopters would benefit from knowing the mitigation tasks *missing* from the frameworks, as the gaps leave software products vulnerable to attacks and foster a false sense of security. **The goal of this study is to aid software supply chain framework adopters in reducing the risk of attacks by systematically mapping the attack techniques used in the SolarWinds, Log4j, and XZ Utils attacks to mitigating framework tasks.** We address the following research questions: **RQ1:** *What are the attack techniques used in the SolarWinds, Log4j, and XZ Utils attacks?*

**RQ2:** *What software supply chain framework tasks mitigate attack techniques in the SolarWinds, Log4j, and XZ Utils attacks?*

**RQ3:** *Which software supply chain mitigation tasks are missing from the frameworks based on the SolarWinds, Log4j, and XZ Utils attacks?*

We qualitatively analyzed the SolarWinds, Log4j, and XZ Utils attacks which we call the Attacks Under Study (AUS). We studied the 3 AUS through 106 Cyber Threat Intelligence (CTI) reports and collected the adversarial events in each. We then mapped the adversarial events to attack techniques, detailing how attacks were carried out, using MITRE Adversarial Tactics, Techniques and Common Knowledge (MITRE ATT&CK) [35]. Next, we systematically constructed MITRE ATT&CK attack techniques to P-SSCRM tasks mappings through four independent strategies. Afterward, we identify gaps in P-SSCRM (and transitively in the 10 reference frameworks) by qualitatively analyzing the CTI reports. Finally, we constructed an evidence-based listing of the most important tasks to adopt to mitigate current attack technique in a ranked *starter kit* mapped to software supply chain frameworks.

We found that the AUS are diverse (114 unique attack techniques across all AUS) and complex (minimum of 34 attack techniques in an AUS). Additionally, the 3 AUS have a common set of 12 attack techniques leveraged by adversaries, including exploiting trusted relationships, obfuscating data, and compromising infrastructure. Only 27 tasks mitigate attack techniques in all 3 AUS. The *starter kit* tasks with the top three highest scores are role-based access control (E.3.3), system monitoring (D.2.1), and boundary protection (E.3.7). Finally, we found three missing tasks in P-SSCRM and, therefore, in all ten contributing frameworks. Hence, products of software organizations would still be vulnerable to attacks even if adopting all tasks in the 10 frameworks referenced in P-SSCRM.

In summary, our main contributions are the following: ① a prioritized evidence-based list of *starter kit* tasks for software organizations to adopt for software supply chain attacks; ② a list of mitigation tasks gaps in software supply chain frameworks; ③ an event timeline of SolarWinds, Log4j, and XZ Utils mapped to attack techniques; ④ triangulated MITRE ATT&CK attack techniques to P-SSCRM tasks mappings; and, ⑤ a systematic procedure to analyze and map software supply chain attacks for threat intelligence.

The remainder of this paper is as follows. We start by detailing our methodology (Section 2). After, we present our results (Sections 3, 4, and 5). We then discuss our findings (Section 6) and work limitations (Section 7). We finalize by describing related work (Section 8) and concluding (Section 9).

**Table 1: Ten referenced frameworks and P-SSCRM**

Framework	Developed	Tasks in group			
		G	P	E	D
NIST 800-161 [38]	Government	20	10	9	5
EO 14028 [64]/SSDF [40]	Government	12	17	6	7
Self-Attestation [15]	Government	9	11	5	4
P-SSCRM [73]	Academia	23	19	23	8
OpenSSF Scorecard [48]	Open-source	0	6	2	1
BSIMM [6]	Industry	17	14	2	4
CNCF SSC [10]	Open-source	4	6	13	1
OWASP SCVS [49]	Open-source	1	5	5	0
S2C2F [46]	Open-source	3	7	3	2
SLSA [61]	Industry	2	1	3	0

Group: P = Product, E = Environment, G = Governance, D = Deployment

Framework focus indicated by the group with the highest number of tasks

## 2 Methodology

In this section, we describe the methodology of our study. We start by selecting the AUS (Section 2.1) and frameworks we map the AUS to (Section 2.2). We then gathered CTI reports (Section 2.3), which we then qualitatively analyzed to map adversarial events to attack techniques (Section 2.4). Then, we constructed attack techniques to tasks mappings (Section 2.5). Finally, we identified frameworks gaps (Section 2.6), mapped the AUS to mitigation tasks (Section 2.7), and measured the frameworks coverage and completeness (Section 2.8),

### 2.1 Select Attacks Under Study (AUS)

After reviewing the Cloud Native Computing Foundation (CNCF) catalog of software supply chain compromises [11], searching the internet for attacks, and holding discussions among five of the authors, we selected three cases for our AUS: SolarWinds, Log4j, and XZ Utils. We purposefully choose the attacks as the main initial attack vector [72] varied between the three attacks, targeting the build infrastructure (SolarWinds), dependencies (Log4j), and humans (XZ Utils). Additionally, these attacks garnered a high degree of attention from the community due to the sophistication of the attacks or the number of compromised software organizations.

### 2.2 Select Frameworks

To leverage and build upon current frameworks, we deductively code the AUS using two frameworks: MITRE ATT&CK [35] for the attack techniques and P-SSCRM [73] for the tasks. We describe the frameworks and reasons for selection in the following paragraphs.

**MITRE ATT&CK:** The framework provides a taxonomy of Tactics, Techniques, and Procedures (TTPs) used by adversaries across the attack life cycle. Of interest to our work, tactics describe the adversary’s goals (“why”) and techniques detail the actions used to achieve the adversary’s goal (“how”). In some cases, techniques detail specific descriptions of adversarial behavior in sub-techniques. The identifiers are of the form TXXXX for tactics, TXXXX for techniques, and TXXXX.YYY for sub-techniques. For example, attackers gain initial access (TA0001) to systems by leveraging trusted relationships (T1199). The latest enterprise version MITRE ATT&CK

(v16.1) has 14 tactics, 203 techniques, and 453 sub-techniques. We selected MITRE ATT&CK because it: (a) provides granular attack techniques; (b) is widely adopted by software security professionals; and, (c) is used for threat intelligence.

**P-SSCRM:** The framework maps bi-directionally equivalent tasks described in ten prominent referenced risk management software supply chain frameworks shown in Table 1. Two tasks are bi-directionally equivalent [39] if they have the same meaning but use different wording or phrasing in the framework definitions. Each framework in P-SSCRM has a focus, as indicated by the group column, with the union of all providing a holistic view of software supply chain security. Note that SSDF [40] contains the Executive Order (EO) 14028 [64] tasks. Each P-SSCRM task belongs to a group (high-level objective) and a practice (mid-level objective). The latest P-SSCRM version (v1.00) contains 4 groups, 15 practices, and 73 tasks. In the task identifier (X.Y.Z) the X indicates the group, Y the practice, and Z the task. For example, to reduce risk in the product (P), vulnerable components and containers can be managed (P.5) by consuming SBOMs (P.5.1). We selected P-SSCRM because it: (a) contains only tasks for software supply chain attacks; and (b) maps to 10 prominent reference frameworks in unified tasks.

## 2.3 Gather Reports

We use CTI reports to understand the AUS for three main reasons. First, contacting parties involved in the AUS is impractical. Parties involved in the attacks are overwhelmed with requests from the media, while adversaries, in some cases, are nation-state actors who are difficult to legally and logistically contact. Second, sampling would be complex as it would require finding a small and hard-to-identify population of experts, requiring hours of their time to interview describing attacks that span years. Finally, reports compiled information and insights about the attacks exist that can be leveraged. To find reports of interest, we use multiple sampling strategies [4] to ensure we collect a diverse set of reports of the AUS and are not limited to one type of information source. Our sampling strategy focused on gathering information from expert sources. As discussed in the next paragraphs, we use three sampling strategies to find reports: from notable organizations (G1), are listed in NIST National Vulnerability Database (NVD) (G2), and from notable parties (G3). We then discuss how we select the reports we analyze.

**Notable organizations (G1):** We purposefully search for reports from notable software security organizations interested in software supply chain security. We selected four notable organizations to provide a diverse set in aim and scope: Cybersecurity and Infrastructure Security Agency (CISA) [16], a US government agency protecting against cyber-security threats; MITRE [36], a non-profit research and development organization supporting government defense agencies; OpenSSF [47], a cross-industry community improving the security of open-source software; and the Linux Foundation [32], a non-profit organization supporting open-source development. Two researchers independently searched for reports about the AUS on each organization’s website. We found 49 candidate reports: 25 of SolarWinds, 18 of Log4j, and 6 of XZ Utils.

**NIST NVD (G2):** Each Common Vulnerabilities and Exposures (CVE), publicly disclosed vulnerabilities, listed in NIST NVD [41], contains public references provided by authorized entities to submit

details about the vulnerability [37]. We gathered all listed references in the CVEs of SolarWinds (CVE-2020-10148), Log4j (CVE-2021-44228, CVE-2021-45046, CVE-2021-4104, CVE-2021-45105, CVE-2021-44832), and XZ Utils (CVE-2024-3094). We found 179 candidate reports: 2 of SolarWinds, 123 of Log4j, and 54 of XZ Utils.

**Notable parties (G3):** Since thousands of systems were compromised in the AUS, we focused on parties (organizations or people) targeted for initial access, involved, or discovered the incidents. The list of notable parties was compiled by two authors after analyzing G1 and G2 (Section 2.4) to have a deeper understanding of the AUS. The parties in: SolarWinds are FireEye and SolarWinds; Log4j are Apache, Alibaba, and Chen Zhaojun (disclosed vulnerability); and, XZ Utils are XZ Utils, LZMA, OSS-Fuzz, libsystemd, sshd, libarchive, Lasse Collins (original maintainer), Andres Freund (disclosed vulnerability), and Sam James (accidentally helped attacker). The first author manually looked at websites, pages, and repositories of or about the notable parties to find AUS related reports. We found 34 candidate reports: 14 of SolarWinds, 2 of Log4j, and 18 of XZ Utils.

**Report selection.** From G1, G2, and G3 we found 262 candidate reports. We select reports relevant to our study by applying the following inclusion criteria: (a) is in English; (b) is publicly available; (c) is not behind a paywall; (d) is not promotional material; (e) is unique; (f) contains CTI; (g) is related to the specific attack; (h) contains information about attack events or task recommendations; and (i) has text. Two researchers independently analyzed each criterion for each candidate article and use negotiated agreement [8] to discuss and reconcile disagreements. We selected 106 reports (29 G1, 55 G2, 22 G3): 30 for SolarWinds, 45 for Log4j, and 31 for XZ Utils. The full list is available in the supplemental material [1].

## 2.4 Map Events to Attack Techniques

We qualitatively analyzed the 106 reports using thematic analysis [12]. We conducted a pilot mapping to help structure our coding. We selected five reports (four from XZ Utils and one from SolarWinds) we considered of high quality, which two authors then qualitatively coded. Based on our experience, we extract adversarial events, non-adversarial events, and task recommendations. Details about non-adversarial events and task recommendations are given in Section 2.5. We inspired our analysis approach on incident analysis, a subfield of safety engineering focused on learning from prior incidents [28], used in incidents such as Therac-25 [29]. Events, the basis of all incident analysis approaches, are defined as system state changes important enough to name [71]. In our case, adversarial events are events done by attackers. We mapped adversarial events to the 203 MITRE ATT&CK attack techniques and 453 sub-techniques, using explicitly provided identifiers if given. Thus, two researchers independently and iteratively coded the 106 reports. The two researchers then unified the codes with their mappings, negotiated disagreements, and re-coded for consistency. Finally, we tagged: (a) if the adversarial events compromised the dependency, dependent, or both, and (b) grouped events into themes we call stages to provide a broader view of the AUS. For example, an adversarial event is when “APT29 [adversaries] was able to get SUNBURST signed by SolarWinds code signing certificates by injecting the malware into the SolarWinds Orion software lifecycle” which was

mapped to subvert trust controls (T1533), occurred at the dependency, and done in the *Sunburst* introduction phase. We found 316 unique adversarial-events in SolarWinds, 45 in Log4j, and 168 in XZ Utils from the 106 reports. Afterward, we created threat models of the stages shown in Fig. 1 and discussed in Section 3.

## 2.5 Map Attack Techniques to Tasks

We created a MITRE ATT&CK attack techniques to P-SSCRM tasks mapping as no mapping exists. Creating a manual mapping between MITRE ATT&CK attack techniques and P-SSCRM tasks is complex as there are, without the gaps found (Section 2.6), 14, 819 possible combinations (203 attack techniques  $\times$  73 tasks). Additionally, mapping cyber-security frameworks is subjective [39], thus, triangulation is needed to find where opinions converge. As discussed in the following paragraphs, we employed four independent, systematic, and scalable strategies: transitive (M1), Large Language Models (LLM) (M2), framework (M3), and reports (M4). We then selected attack techniques to tasks mappings from the strategies.

**Transitive mappings (M1):** Although there are no direct MITRE ATT&CK attack techniques to P-SSCRM tasks mapping, transitive mappings between the frameworks can be found. For example, we can transitively map MITRE ATT&CK attack techniques  $\leftrightarrow$  NIST SP 800 53  $\leftrightarrow$  NIST SSDF  $\leftrightarrow$  P-SSCRM tasks. Hence, we constructed a dataset to leverage existing mappings between MITRE ATT&CK and P-SSCRM. We start by finding the mappings that can be found to MITRE ATT&CK and the ten referenced frameworks. We iteratively searched through web pages, google searches, and documentation for mappings from and to the frameworks and found 183 framework-to-framework mappings.

We used the *networkx* package in *Python* to find all simple paths [42] between MITRE ATT&CK and P-SSCRM to find paths with no repeated frameworks. We set a cutoff value to the path length as the number of simple paths increases exponentially. We discarded superset simple paths as we wanted the shortest simple paths. For example, we discard the path MITRE ATT&CK  $\leftrightarrow$  NIST SP 800 53  $\leftrightarrow$  NIST SSDF  $\leftrightarrow$  NIST 800 161  $\leftrightarrow$  P-SSCRM as the simple path was a superset of our prior example. As more than 99% of simple paths with a length above 7 superset another shorter path, we selected 10 as a conservative threshold. We remained with 33 frameworks and 78 framework-to-framework mappings that generated 125 simple paths. We then collected the data, cleaned up inconsistencies, and found 17 simple paths with data. For the 108 simple paths without data, we manually checked the paths and found no data to create a transitive path in most cases (101 paths). For example, although a simple path exists between MITRE ATT&CK  $\leftrightarrow$  OWASP Community Attacks  $\leftrightarrow$  OWASP Cheat Sheets, no attack technique maps to an OWASP cheat sheet. Other reasons were differences in the data granularity (5 paths) and no end-to-end transitive data (2 paths). We provide the framework-to-framework mappings, simple paths, and data in our supplemental material [1]. We found 2,534 candidate attack technique to task mappings.

**LLM mappings (M2):** We leveraged LLM capabilities to find patterns in data to create attack technique to task mappings. We tested three models: ChatGPT gpt-4o-mini [45], VertexAI with gemini-1.5-pro [22], and Claude 3.5 Sonnet 2024-10-22 [2]. We selected the models as they provided APIs used in prior work [3, 77] or included

grounded models [21]. To reduce bias in our prompt, available in supplemental material [1], we base the wording using the US NIST’s cyber-security mapping standard [39] and the frameworks we are mapping [35, 73] using a Chain of Thought (CoT) prompt inspired from prior work [17]. We ask to find bi-directionally supportive relationships where a task mitigates an attack technique. We also ask the prompt to produce a binary answer [62] for a pair of attack technique to task mapping at a time to increase accuracy.

We choose the LLM based on a sample of attack technique to task mappings. We stratified our sample [4] based on the combinations of MITRE ATT&CK tactics and P-SSCRM groups to ensure we get pairs of each group. We then randomly selected, proportional to the size of the number of pairings, 150 samples to have at least one pair for each strata. For example, without the gaps (Section 2.6), there are 44 attack techniques in the defense evasion (TA0005) tactic and 23 tasks in the governance (G) group leading to  $44 \times 23 = 1,012$  possible pairings. Considering some attack techniques belong to multiple tactics, the number of possible pairings across all groups is  $73 \times 236 = 17,228$ . The number of pairs for the strata by proportional sampling is  $\lceil \frac{1,012}{17,228} \times 150 \rceil = 9$ . We tested both zero-shot and one-shot versions of the prompt in each model, generating 900 LLM responses. Two authors independently mapped if the task mitigated the attack technique for the 150 samples and negotiated disagreements. We selected ChatGPT GPT-4o-mini as the model with a zero-shot prompt as: (a) zero-shot outperformed one-shot, (b) 82% of the pairs were the same as the disagreement-resolved sample, and (c) the cost was only 3% of the other models. We, therefore, generated 2,259 attack technique to task mappings.

**Framework mappings (M3):** Though MITRE ATT&CK is used for the TTPs taxonomy, the framework also contains general software security mitigations, which we call tasks in this paper. Attack techniques are already mapped to tasks. Thus, we map MITRE ATT&CK and P-SSCRM tasks and leverage the existing mapping (MITRE ATT&CK attack techniques  $\leftrightarrow$  MITRE ATT&CK tasks  $\leftrightarrow$  P-SSCRM tasks). We followed the NIST mapping standard [39], mapping set relationships between MITRE ATT&CK and P-SSCRM tasks as there were few bi-directionally equivalent tasks. The first author created the MITRE ATT&CK and P-SSCRM task set mapping, which was then reviewed by the second author. We collected candidate 548 attack technique to task mappings.

**Report mappings (M4):** From the qualitative analysis (Section 2.4), we also extracted non-adversarial events and task recommendations manually mapped to the mitigated attack technique. For example, the non-adversarial event “*as part of our [SolarWinds] response to the SUNBURST vulnerability, the code-signing certificate used by SolarWinds to sign the affected software versions was revoked...*” is mapped to the subvert trust controls (T1533) and trusted relationship (T1199) attack techniques with the software release integrity (P.1.2) task. When available, we also extracted recommended tasks, which we defined as suggestions for mitigating the attacks. For example, a task recommendation in SolarWinds is “*organizations need to harden their build environments against attackers*” is mapped to the subvert trust controls (T1533) attack technique with CI/CD hosting and automation (E.2.4) task. We found 14 unique non-adversarial events in SolarWinds, 58 in Log4j, and 53 in XZ

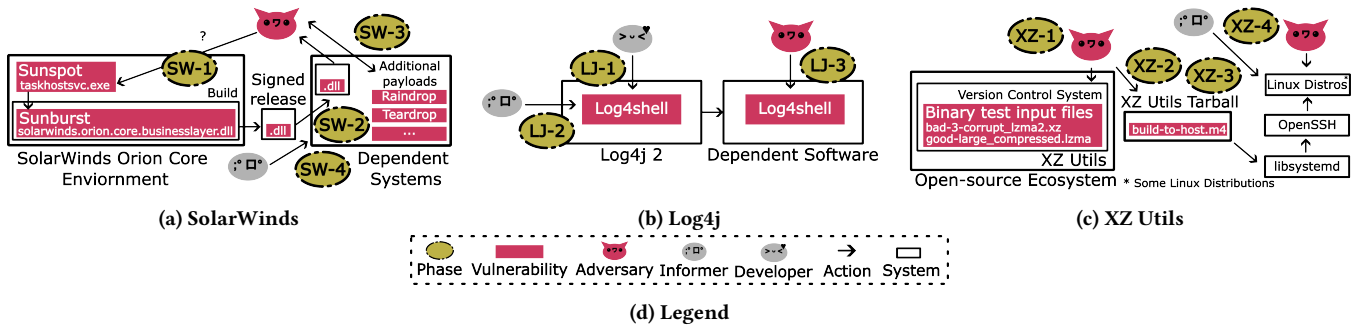


Figure 1: Threat models of the software supply chain attacks

Utils. Meanwhile, we found 653 task recommendations in SolarWinds, 791 in Log4j, and 180 in XZ Utils. After removing duplicates, we collected 296 candidate attack technique to task mappings.

**Select attack technique to task mappings.** We found 5,628 candidate attack technique to task mappings from the four strategies, which resulted in 4,366 unique mappings after removing duplicates. We then filtered the unique mappings to triangulate results. We selected three strategies as our threshold to find where opinions converged while allowing us to find some differences between strategies. We, therefore, selected 235 attack techniques to tasks mappings available in our supplemental material [1].

## 2.6 Identify Framework Gaps

When qualitatively analyzing the 106 reports (Sections 2.4), in some cases, the two authors did not find an appropriate MITRE ATT&CK attack technique or P-SSCRM task to map the adversarial events, non adversarial events, and task recommendations. Thus, the authors created new attack techniques and tasks, which were considered candidate gaps. Afterward, six authors met throughout several meetings to discuss: (a) if the additions were actual framework gaps; (b) how the changes would fit into the frameworks; and (c) the magnitude of the changes. We classified the magnitude of the changes into three types: (a) *full*, if a new attack technique or task was created; (b) *major*, if an existing attack technique or task scope was expanded; and (c) *minor*, if only the writing of the attack technique or task was changed. The first author compiled the discussions into changes for MITRE ATT&CK and P-SSCRM, which the authors then discussed and refined. The first author then re-mapped the gaps, with another author reviewing the changes.

We performed two validity checks for our gaps. First, to ensure that the gaps were due to omissions in the ten referenced frameworks rather than mistakes in P-SSCRM, two authors checked the frameworks: (a) if there is no bi-directionally equivalent task for the *full* gaps; (b) if the expanded scope existed in the task for the *major* gaps; and (c) if the changed wording was absent in the referenced task for the *minor* gaps. The two authors then discussed each gap while consulting other authors and discarded gaps due to mistakes in P-SSCRM. Second, we contacted the authors of P-SSCRM for feedback on the gaps. The P-SSCRM authors have responded and agreed with our gaps, which will be included in a future release. The suggested changes are available in the supplemental material [1] and are being further refined for the new version. Additionally, we

constructed the attack techniques to tasks mappings (Section 2.5) for the full gaps using the M2, M3, and M4 strategies. We could not apply the transitive strategy (M1) as none of the ten referenced frameworks mapped to the full gaps. Thus, we chose the converge to be two to allow some strategy differences. We selected 16 attack techniques to full gaps mappings shared in the supplemental material [1].

## 2.7 Map AUS to Mitigation Tasks

To establish the mitigation tasks, we combined the the attack techniques of each AUS (Section 2.4) with the attack techniques to tasks mappings (Section 2.5 and Section 2.6) (AUS attack techniques  $\leftrightarrow$  MITRE ATT&CK attack techniques  $\leftrightarrow$  P-SSCRM tasks). For each mitigation task, we calculate a score to rank the tasks by multiplying the number of AUS mitigated by the task with the number of attack techniques mitigated by the task. For example, the score of multi-factor authentication (E.1.3) is four as the task mitigates two AUS (SolarWinds, Log4j) and two attack techniques (T1078, T1098).

We define our *starter kit* as essential tasks a software organization should prioritize adopting to mitigate attack techniques. We selected the mitigation task with the top ten scores, as shown in Table 2. Ten was selected in line with other software security rankings like the OWASP Top Ten [50].

## 2.8 Measure Frameworks

We classify each mitigation task (Section 2.7) as matched, unused, or missing for the ten reference frameworks and P-SSCRM. A task is considered *matched* if it is: (a) included in the framework, and (b) mitigates an attack technique for the AUS. For example, NIST 800-161 includes role-based access control (E.3.3), which mitigates attack techniques in SolarWinds. A task is considered *unused* if it is: (a) included in the framework, and (b) does not mitigate an attack technique for the AUS. For example, NIST 800-161 includes the software license conflict (G.1.2) task, yet the task does not mitigate attack techniques in SolarWinds. Finally, a task is considered *missing* if it is: (a) not included in the framework, and (b) mitigates an attack technique for the AUS. For example, NIST 800-161 does not include the secure design review (P.2.1) task that mitigates attack techniques in SolarWinds. Inspired by precision and recall, we calculate for each framework two measures: (a) *coverage* – the number of matched tasks divided by the sum of matched and unused tasks;

and (b) *completeness* – the number of matched tasks divided by the sum of matched and missing tasks.

### 3 RQ1 Attack Techniques

**What are the attack techniques used in the SolarWinds, Log4j, and XZ Utils attacks?** We answer RQ1 by analyzing the MITRE ATT&CK attack techniques and tactics found from our qualitative analysis presented in Section 2.4. We narrate the phases with events for the AUS and present common trends across all AUS. The AUS threat models are shown in Fig. 1 and the full list of attack techniques is in the supplemental material [1]. New MITRE ATT&CK attack techniques are identified using T-newX, where X is a number.

**SolarWinds.** We found four stages in the incident (Fig. 1a): *Sunspot* introduction (SW-1), *Sunburst* introduction (SW-2), dependent exploitation (SW-3), and vulnerability discovery (SW-4). The adversaries leveraged 94 attack techniques, using all 14 tactics.

The attack started in September 2019 when the adversaries accessed the SolarWinds Orion Core environment (SW-1). The adversaries added the *Sunspot* malware, a file named *taskhostsvc.exe*, used to insert *Sunburst*, a file named *solarwinds.orion.core.businesslayer.dll* into the software build (T1195). The malware was likely developed by the adversaries (T1587). Using debugging privileges granted by the malware (T1134), *Sunspot* would monitor the *MsBuild.exe* (T1057) process used by *Visual Studio Code* when software is being built. Afterward, *Sunspot* would check that the backdoor code is compatible with a known source code file using an *MD5 checksum* (T1480). If so, the backdoor would then decrypt the *AES128-CBC* encrypted *Sunburst* (T1140) and modify the source code to contain the malware (T1565), taking advantage of the build tools (T1072). *Sunspot* masqueraded as a legitimate file with reasonable code (T1036), encrypted the logs generated (T1027), and removed created files (T1070). The adversaries first tested if source code modifications would be detected by developers by inserting empty classes (T1622) and started inserting *Sunburst* in February 2020. How *Sunspot* was introduced in the environment is still unknown.

From February to June 2020, the trojanized versions of SolarWinds were available (SW-2) that included the staged malware *Sunburst* (T1608) signed by SolarWinds (T1553). Thousands of SolarWinds dependents in public and private sectors adopted the trojanized version (T1199), which then lay dormant for up to two weeks in the systems (T1497). The malware would perform tasks the adversaries gave through command line arguments (T1059), including collecting system information (T1005), spawning processes (T1543), killing tasks (T1112), writing registry keys (T1112), and sending data (T1071, T1041). The traffic sent was encrypted (T1573), encoded (T1132), contained junk bytes (T1001), obfuscated (T1027), and matched the victim’s home country IP address (T1665, T1036). The malware collected process names hashed against hardcoded blocklists (T1057) and attempted to disable security services (T1562). *Sunburst* would then deliver additional payloads (T1105).

The adversaries started exploiting the dependents through the additional payloads (SW-3). Example payloads included *Teardrop*, *Raindrop*, *Cobalt Strike*, and *Sunshuttle*. The additional payloads used similar attack techniques as *Sunspot* and *Sunburst*, gathering information about the systems then exfiltrated while evading detection mechanisms. However, further attack techniques were

used to exploit the systems. For example, credentials were stolen (T1078, T1539, T1558, T1589), manipulated (T1098, T1134, T1558), forged (T1550, T1606, T1558), compromised from services (T1555), and abused (T1548). The adversary accessed internal repositories (T1213), copied data (T1003), captured screens (T1113), collected emails (T1114), and extracted files (T1005). In December 2020, FireEye, a cyber security company, discovered the attack (SW-4).

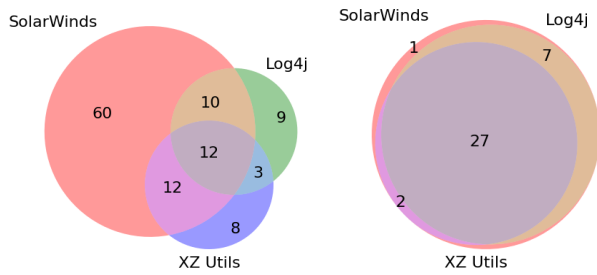
**Log4j.** We found three stages in the incident (Fig. 1b): vulnerability introduction (LJ-1), vulnerability disclosure (LJ-2), and post-disclosure (LJ-3). We found 34 attack techniques and all 14 tactics.

The vulnerability was introduced (LJ-1) in 2013 when a member of the open-source community requested to add a Java Naming and Directory Interface (JNDI) lookup feature to ease data storage and retrieval of remote sources not part of the installed application. The same community member developed the feature in a patch accidentally containing vulnerable code. The Log4j development team reviewed and committed the patch, scheduling the feature for version 2.0-beta9.6. In November 2021, Chen Zhaojun, a security developer at Alibaba, reported the vulnerability in the JNDI feature to Apache (LJ-2). The Apache team started to devise a fix, tagging as a release candidate Log4j-2.15.0-rc1. However, adversaries were discussing in open forums (T1593) Proofs of Concept (PoC) of the exploit (T1588). Chen Zhaojun informed Apache the vulnerability was being discussed in forums. Thus, Apache publicly disclosed the vulnerability in CVE-2021-44228 and released a fix ahead of the scheduled version 2.15.0 in December 2021.

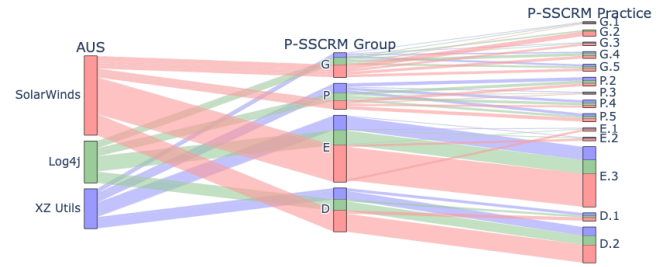
Subsequently, adversaries started exploiting the vulnerability (LJ-3). Adversaries gained initial access to systems through the Log4j vulnerability (T1195), which was as a widely used logging library by Apache and thus subsequently trusted (T1199). The adversaries used specially crafted input to inject content (T1659) to exploit the vulnerability. Several additional vulnerabilities were found and subsequently exploited. An incomplete fix for CVE-2021-44228 resulted in CVE-2021-45046 being discovered, while CVE-2021-45105 and CVE-2021-44832 were discovered for other vulnerabilities on top of CVE-2021-45046. Additionally, CVE-2021-4104 was discovered, affecting the deprecated Log4j version 1. Applications were scanned to identify vulnerable systems (T1595), which resulted in the exploitation of public-facing applications (T1190). Adversaries used the vulnerabilities to enable attacks, including remote code execution (T1210), arbitrary code execution (T1203), data leakage (T1041), botnet malware (T1584), cryptocurrency miners (T1496), denial of service (T1499), and ransomware payloads (T1486). Other existing vulnerabilities were also leveraged in attacks (T1588) and additional payloads uploaded (T1105). The adversaries evaded defense mechanisms (e.g., T1027, T1036, T1078) and established persistence mechanisms (T1053, T1505, T1078) within the attacked systems.

**XZ Utils.** We grouped the incident into four stages (Fig. 1c): became maintainer (XZ-1), backdoor introduction (XZ-2), backdoor improvement (XZ-3), and vulnerability discovery (XZ-4). We found 35 attack techniques, using 11 tactics. The excluded tactics were collection (TA0009), exfiltration (TA0010), and impact (TA0040).

In October 2021, the adversaries started to become maintainers of XZ Utils (XZ-1). Jia Tan, an identity used by the adversaries, created a sock puppet account on GitHub (T1585), possibly impersonating someone (T1656). The developer started by cultivating



(a) Overlap of attack techniques (b) Overlap of mitigation tasks



\*Size is the number of MITRE ATT&CK attack techniques related to mitigation tasks

(c) Relationship between AUS, P-SSCRM groups, and practices

Figure 2: Trends in the MITRE ATT&CK attack techniques and P-SSCRM tasks for SolarWinds, Log4j, and XZ Utils.

relationships (T1585) in the XZ Utils and *libarchive* projects by contributing patches. Jia Tan also tested *libarchive* capabilities (T1622) by introducing a vulnerability by replacing a safe print with an unsafe variant. In April 2022, Jia Tan first sent another patch to XZ Utils mailing list. Then, Jigar Kumar and Deniss Ens, suspected sock puppet accounts (T1585), sent emails for several months pressuring (T-new1) Lasse Collin, the maintainer of XZ Utils, to make Jia Tan a maintainer. By June 2022, Lasse Collin informs that maintainer changes are in progress. Jia Tan was then added to the GitHub organization (T1072) and continued contributing (T1585), becoming deeply involved and aware of the security of XZ Utils (T1592). Additionally, Jia Tan changed the primary email address in Google’s *oss-fuzz* of XZ Utils to themselves (T1548).

The adversaries then started contributing changes related to the backdoor (XZ-2). The complete exploit was introduced in February 2024 when Jia Tan took advantage of binary test files that were stored in a repository directory (T1553) and added two binary test input files for the backdoor (T1027): *bad-3-corrupt\_lzma2.xz* and *good-large\_compressed.lzma*. Jia Tan then published in v5.6.0 the complete backdoor (T1195), including a *build-to-host.m4* file that activates the backdoor in the binary test input files (T1608). The adversaries took advantage that XZ Utils is a valuable compression utility dependency as several high-profile systems, such as Debian, are dependents (T1199). Note that other changes were committed to the repository starting June 2023 to prepare for the backdoor (T1622). The backdoor, in a series of rounds, ingress (T1105) obfuscated binary files (T1027) that are then deobfuscated (T1140) by string substitutions and offsets through shell scripts (T1059). The script then added lines to the *Makefile* of *liblzma* (T1608) to call a *crc64\_resolve* function in *liblzma\_la-crc64-fast.o* before trust controls for critical functions are set as read-only (T1553). Thus, the values for *RSA\_public\_decrypt* for *sshd* are changed to a nefarious version (T1543). Hence, allowing adversaries to execute remote code (T1210) and allow interactive sessions (T1556) using specific (T1546) encrypted and signed payloads (T1573). To evade detection, the backdoor is only activated on specific conditions (T1480), masqueraded as legitimate test files (T1036), disabled linker optimizations (T1562), and removed indicators (T1070). Lasse Collin was on an internet break when the backdoor was introduced (T-new2). Still, the backdoor had implementation issues that led to reported crashes in Linux distributions such as Red Hat and Gentoo.

Table 2: Top ten mitigation tasks in the *starter kit*

Score	Task	SolarWinds	Log4j	XZ Utils	Level	Gap
90	E.3.3	✓	✓	✓	↕	●
87	D.2.1	✓	✓	✓	↕	●
75	E.3.7	✓	✓	✓	↕	●
33	E.3.6	✓	✓	✓	↕	●
27	E.3.11	✓	✓	✓	↕	○
18	P.5.2	✓	✓	✓	↕	●
18	P.2.1	✓	✓	✓	↕	●
15	E.3.4	✓	✓	✓	↕	●
12	G.2.6	✓	✓		↕	●
12	D.1.2	✓	✓	✓	↕	●

✓ : Mitigates AUS. Mitigation level: ↑ = Dependency, ↓ = Dependent, ↕ = Both  
 Gap: ○ = Full, ● = Major, ● = Minor, ● = None.

A new version of the backdoor was developed (XZ-3) in v5.6.1 (T1608) in March 2024, fixing some of the *ifunc* bugs, serving as a misdirection (T1036). The backdoor was slightly improved, and among the changes, an extension mechanism (T1505) was added, allowing adversaries to add new test files and not regenerate existing ones for the attacks. The files are found (T1083) offsetting bytes matched to a format. New accounts were created (T1585) to pressure dependents to update to the new version (T-new1). Still, due to the backdoor performance, Andres Freund, a Microsoft developer, notified and published a report about the attack in March 2024 (XZ-4) before exploitation of systems occurred.

**Across AUS.** We found 114 unique attack techniques out of the 203 MITRE ATT&CK attack techniques in the AUS. Out of the 114 attack techniques, 12 were leveraged in all 3 AUS as shown in Fig. 2a. We also gathered whether the compromised component was dependent, dependent, or both for each adversarial event. The 12 attack techniques leveraged in only dependent components are: encrypted channels (T1573), remote services (T1021), ingress tool transfer (T1105), and command and scripting interpreter (T1059). Meanwhile attack techniques leveraged in both components are: trusted relationships (T1199), supply chain compromise (T1195), abuse elevation control mechanisms (T1548), obfuscated files or information (T1027), deobfuscation (T1140), masquerading (T1036), compromise infrastructure (T1584), and develop capabilities (T1587).

**Table 3: The coverage % (CV) and completeness % (CM) of the ten referenced frameworks and P-SSCRM for the AUS.**

Frameworks	SolarWinds		Log4j		XZ Utils	
	CV	CM	CV	CM	CV	CM
NIST 800-161	57	68	55	71	45	69
EO 14028/SSDF	51	51	49	53	46	59
Self-Attestation	55	43	55	47	48	48
P-SSCRM	42	92	39	91	32	90
OpenSSF Scorecard	67	16	56	15	44	14
BSIMM	47	46	44	47	39	48
CNCF SSC	48	35	44	35	30	28
OWASP SCVS	50	19	50	21	36	17
S2C2F	41	19	41	21	35	21
SLSA	50	8	50	9	33	7

Top three scoring framework
Bottom three scoring framework

## 4 RQ2 Mitigation Framework Tasks

### What software supply chain framework tasks mitigate attack techniques in the SolarWinds, Log4j, and XZ Utils attacks?

We answer RQ2 by analyzing the mitigation tasks we found in Section 2.7 and framework coverage from Section 2.8. We describe the mitigation tasks, the P-SSCRM groups and practices trends for the mitigation tasks, and coverage of the frameworks.

**Mitigation task.** We found 37 mitigation tasks with 37 tasks mitigating attack technique in SolarWinds, 34 mitigate Log4j, and 29 mitigate XZ Utils. The overlap of the mitigation tasks is shown in the AUS shown in Fig. 2b. We found that 27 tasks mitigate attack technique across all AUS. Also, the SolarWinds tasks are a superset of the Log4j and XZ Utils tasks.

The mitigating tasks with the top ten highest scores for the *starter kit* are shown in Table 2. The top five *starter kit* tasks are: role-based access control (E.3.3) system monitoring (D.2.1), boundary protection (E.3.7), monitor changes to configuration settings (E.3.6), and environmental scanning tools (E.3.11). Four of the top five *starter kit* tasks are within the software development environment (E.3) practice. The bottom five *starter kit* tasks are: security design review (P.2.1), dependency update (P.5.2), information flow enforcement (E.3.4), protect information at rest (G.2.6), and risk-based vulnerability remediation (D.1.2). For each task, we use the attack techniques associated adversarial event compromised component to determine whether the mitigation applied to the dependent, dependency, or both. All ten *starter kit* tasks mitigate attack techniques at both the dependency and dependents level.

**P-SSCRM groups and practices.** Fig. 2c shows the relationship between P-SSCRM groups and practices for the attack techniques of each AUS. Attack techniques in the AUS are mitigated by tasks of all four P-SSCRM groups. The environment (E) is the group with the highest number of attack techniques mitigated by tasks due to the secure software development environment (E.3) practice. The second highest group is the deployment (D), mainly due to the monitoring intrusions or violations (D.2) practice. We found mitigation tasks in 14 out of the 15 practices, excluding the developing security requirements (P.1) practice.

**Frameworks.** The coverage of the referenced frameworks and P-SSCRM for each AUS is shown in Table 3. The frameworks are ordered based on the difference between their presence in the top three and bottom three frameworks. For example, OpenSSF Scorecard is in two top three scoring frameworks and three bottom three, hence the difference is  $2 - 3 = -1$ . In case of a tie, the average of the framework measures is used. Higher coverage indicates that when adopting all tasks in a framework, more mitigation tasks are adopted. Thus, based upon our results, software organizations are adopting fewer unused tasks. NIST 800-161 and Self-Attestation for all three AUS have one of the three highest coverages. EO/SSDF has one of the three highest coverages for SolarWinds and XZ Utils, while OpenSSF Scorecard has one of the highest coverages for SolarWinds and Log4j. Building Security In Maturity Model (BSIMM) has one of the lowest coverages for SolarWinds. Meanwhile, SLSA has one of the lowest coverages for XZ Utils. CNCF SSC and OpenSSF Secure Supply Chain Consumption Framework (S2C2F) have the lowest coverages for two of the AUS. No framework has coverage that exceeds 67% for any AUS. The AUS with the highest framework coverage is SolarWinds, followed by Log4j, and finally XZ Utils.

## 5 RQ3 Missing Framework Tasks

### Which software supply chain mitigation tasks are missing from the frameworks based on the SolarWinds, Log4j, and XZ Utils attacks?

We answer RQ3 by analyzing the gaps we found in P-SSCRM from Section 2.6 and framework completeness from Section 2.8. We describe the referenced frameworks gaps, P-SSCRM gaps, and industry-wide tasks.

**Gaps in referenced frameworks.** The referenced frameworks completeness for each AUS is shown in Table 3. Higher completeness indicates that when adopting all tasks in a framework, there are fewer missing mitigation tasks. Hence, organizations would be less vulnerable to software supply chain attacks when implementing all the tasks in the framework. NIST 800-161 and EO/SSDF have one of the highest completeness for the three AUS. Based on our results, S2C2F is among the lowest ranked scores for SolarWinds and Log4j. OWASP SCVS, OpenSSF Scorecard, and SLSA have one of the lowest completeness scores across all three AUS. Out of the referenced frameworks, only NIST 800-161 has scored above or equal to 68% for the three AUS. Five of the ten referenced frameworks have an average completeness score below 40%. The average completeness differs for less than 2% between the AUS.

**Gaps in P-SSCRM.** As P-SSCRM is the union of the ten referenced frameworks, any missing task is a gap across all the referenced frameworks. Thus, organizations would still be vulnerable to software supply chain attacks even after adopting all tasks enumerated in P-SSCRM. We classified each gap we found into a full, major, or minor gap with the referenced CTI reports available and description in the supplemental material [1].

We found three *full gaps*, new tasks, in P-SSCRM and we created new identifiers for each. The completeness of P-SSCRM ranges from 90% to 92%, as shown in Table 3. The full gaps are as follows:

- *Sustainable open-source software* (G.5.5). Open-source is not a supplier, as no contractual relationship exists between dependencies and dependents. Thus, security cannot be shifted as the responsibility of open-source, and instead, organizations should



be responsible consumers and sustainable contributors. Mechanisms mentioned included donating, paying open-source developers more, channeling funds to projects, fundraising for regular audits of critical projects, and having paid staff.

- *Environmental scanning tools* (E.3.11). Automated scanning tools can detect anomalies and undesired behaviors in each environment, including development, build, testing, and deployment. For example, tools to remove viruses, scan files downloaded from the internet before execution, detect signatures of anomalous payloads, and identify changes in configuration settings. The full gap is within the *starter kit* tasks.
- *Response partnerships* (D.1.7). Partners can help during vulnerability response by providing information about compromises, enabling improved response efforts, and collaborating in dealing with attacks. Adversaries are only empowered when no collaboration exists between software organizations.

We only found one *major gap*, expanding the scope of an existing task, in P-SSCRM for dependency updates (P.5.2). The task did not include staging or flighting releases when adopting component changes. The task was notably used in XZ Utils in some distributions, such as Debian, reducing the number of affected dependent systems and is in the *starter kit*. Finally, we also updated five tasks from the *minor gaps* improving the tasks descriptions. For example, specifying firewalls in boundary protection (E.3.7). Three of the five tasks with minor gaps are in the *starter kit*.

**Industry-wide tasks.** We found seven industry-wide efforts to help the software supply chain community mentioned in the CTI reports we analyzed (Section 2.5) that fall outside the scope of P-SSCRM to provide organizations with proactive security risk reduction tasks. The task are identified in the form I.X. The CTI report references available in the supplemental material [1] and the industry-wide tasks are explained below:

- *Create and join task forces* (I.1). When high-profile incidents are discovered, the effort, resources, policies, collaboration, and culture required to eradicate the vulnerability transcend an organization. Unified task forces, such as the US Cyber Safety Review Board and OpenSSF, that have been created can aid.
- *Create and evolve frameworks* (I.2). Frameworks for software supply chain security, such as the ten referenced frameworks in P-SSCRM, should be created to aid organizations. At the same time, current frameworks should continue to evolve, be extended, and improved in new versions. Framework adoption should be practical and encouraging.
- *Create and improve tools* (I.3). The industry should create and improve tools to reduce the manual effort required in detecting vulnerabilities, changing dependencies, scanning weaknesses, increasing security guarantees provided, and measuring tasks. The tools also should be usable and acceptable for adopters.
- *Create and improve regulations* (I.4). Regulation should be created and extended to cover software supply chain security that incentivizes good actions. For example, prompt disclosure should be incentivized rather than sanctioning companies disclosing vulnerabilities such as in Log4j.

- *Expand investments* (I.5). Education, government, and research investments should be expanded. The investments include improving curricula, integrating training during degrees, providing grants, funding projects, and researching novel approaches.
- *Analyze incidents* (I.6). Without learning from the attacks, past mistakes leading to the software supply chain incidents are bound to be repeated. Therefore, the industry can reflect on opportunities to improve the security posture.
- *Foster a supportive community* (I.7). Adversaries prey upon developers through social engineering attacks, while victims targeted are subjected to scrutiny, speculation, increased demands, and professional burnout. Software supply chain security cannot sustain a model without fostering a community prioritizing mental health, empathy, and members' long-term care.

## 6 Discussion

Based on our findings, we provide the following recommendations for software organizations, framework authors, and researchers.

**Software organizations should prioritize adopting *starter kit* tasks.** In Section 4, we found the top ten mitigation tasks we gather in a *starter kit* and we recommend software organizations prioritize adopting the task based on the ranking.

Interestingly, most of the *starter kit* tasks apply to broader software security rather than being specific to the software supply chain security and we hypothesize two reasons. First, software security and software supply chain security risks are similar. For the same reason, *starter kit* tasks are related to the OWASP Top 2021 categories [50]. For example, role-based access control (E.3.3) with broken access control (A01:2021), system monitoring (D.2.1) with security logging and monitoring failures (A09:2021), and dependency update (P.5.2) with vulnerable and outdated components (A06:2021). Second, before mitigating software supply chain attacks, common software security tasks should be addressed. Therefore, software supply chain specific tasks are aspirational and forward-looking. Additionally, as we select tasks that mitigate attack technique, the task we find are also technical. Hence, tasks that support the entire software supply chain effort, likely in the governance (G) P-SSCRM group, are not found in our approach.

Another intriguing observation is that we found tasks from all four P-SSCRM groups in the *starter kit*. Thus, software supply chain security also requires defense-in-depth. For the same reason, the frameworks with higher coverage and completeness did not have a “weak link group” with few tasks. For example, each P-SSCRM group in Self-Attestation, one of the three frameworks with no bottom-three score, has at least four tasks (Table 1). Software organizations can consider the coverage and completeness measures when selecting a framework. Organizations starting to adopt referenced frameworks should focus on coverage to use resources more effectively. Meanwhile, more mature organizations should focus on completeness to reduce gaps within the frameworks and use a union of frameworks to minimize each gap.

**Framework authors should add appropriate mitigation tasks to improve the frameworks.** In Section 5, we found which mitigation tasks for the AUS are missing from the reference frameworks and P-SSCRM. The completeness of the referenced frameworks ranges from 7 to 71. As each framework has a focus (Table 1),

the mitigation tasks added to the frameworks should align with their use case and specialty. We take into consideration such differences in our recommendations.

For SLSA, the low completeness is due to SLSA v1.0 removing tasks [60]. Additionally, as the authors plan to align and combine SLSA and S2C2F [70], the coverage and completeness of the updated SLSA should improve. We additionally recommend, in line with SLSA focus of securing the build integrity, to also include the secured orchestration platform (E.2.5) task. Due to the low completeness, we recommend including and researching more automated measures in OpenSSF Scorecard, in line with the referenced framework use case. Still, as the framework also achieves higher coverage, at least 44% tasks mitigate attack techniques in the AUS. Meanwhile, NIST 800-161 achieved the highest coverage due to the framework scope, including manufacturing and hardware. In line EO 14144 [65], released in 2025, calling for the evaluation of tasks and mandating an update to SSDF within the year, we recommend SSDF to incorporate the top five *starter kit* task as none are included in the framework.

In P-SSCRM we found three full gaps, hence software products would still be vulnerable to attacks even if organizations adopted all tasks in the reference frameworks. The authors of P-SSCRM are integrating the gaps we found in an update. Interestingly, the gaps we found align with prior work and practitioner recommendations. For example, sustainable open-source [34, 69, 74], environmental scanning tools [30], and response partnerships [7, 75]. Hence, the gaps are not knowledge gaps but rather gaps in the tasks compiled by the referenced frameworks.

Additionally, for the industry-wide tasks out of scope for P-SSCRM, an I-SSCRM (industry-wide) framework should be created to centralize efforts. Future research should study and expand tasks in I-SSCRM. The community should also be involved with I-SSCRM tasks that are transversal and support P-SSCRM tasks. Still, prior work has found that getting industry-wide participation is one of the top five challenges for software supply chain security [19], hence such effort is not trivial and will require time.

**Researchers should continue gathering threat intelligence trends for software supply chain attacks.** In Section 3, we found the attack techniques used in each AUS. We have three major observations from our results. First, the attack techniques in the AUS are diverse, with 114 attack technique across the AUS. Second, the AUS are complex, using at least 34 attack techniques in an AUS. The attack techniques are spread out throughout dependencies and dependents, while also certain dependents were targeted with specific attack techniques. Hence, an organization will find only a subset of attack techniques if compromised. Third, despite having different main attack vectors, the 3 AUS overlap in 11 tactics and 12 attack techniques. We likely did not find all the tactics as XZ Utils was discovered before exploitation (XZ-4). We have made the adversarial and non-adversarial events available for each AUS in the supplemental material [1].

The attack techniques and insights from the AUS can help researchers inspire and create approaches to prevent or detect attacks. Yet, more research should be done. Attacks should continue to be analyzed, particularly high-profile incidents. Second, research should automate software supply chain threat intelligence insights. We decided for our research design to manually analyze the events in

the AUS to have granular and high-quality data. Still, future work can use existing attack technique-level automated techniques [52], automate event-level analysis, or explore other approaches. Additionally, work can leverage the attack techniques to tasks mappings we constructed [1]. CTI reports should also provide explicit mappings to MITRE ATT&CK attack techniques to ease analysis of trends. Finally, our approach is limited to qualitative insights on what happened, what was discovered, what has been shared, and what has been recommended. Our work provides a foundation for future work to investigate further the attacks, including researching why the events happened, what alternative attack techniques adversaries could have employed, or how effective tasks are.

## 7 Limitations

The following are the limitations of our study.

**Generalizability.** The findings of the software supply chain attacks are limited to the AUS. However, as we deliberately choose the AUS, we account for the limitation by selecting representative high-profile examples for each main software supply chain attack vector [72]. Another limitation is the generalizability outside of the CTI reports gathered. We mitigate the threat by using three sampling strategies to find reports of interest [4], and we strove to achieve theoretical saturation after analyzing the G3 reports.

**Interpretation.** As our findings from the CTI reports are based on qualitative analysis, we are subject to and acknowledge biases in interpretation. At least two researchers were involved in the qualitative analysis to reduce biases until agreement was achieved. We seek agreement rather than inter-rater reliability, as disagreements allowed us to improve points of confusion or tension [33]. Additionally, our team included graduate students, professors, and software security professionals who provided diverse opinions in the discussions throughout the months of analysis. Most of our initial disagreements in analyzing the reports arose from the granularity of the events and ambiguities in the reports about the AUS. When necessary, the authors consulted references in the reports and discussed issues with the team. Meanwhile, disagreements in the gaps found arose from the diversity of perspectives from the participants and the scope of tasks in P-SSCRM. Finally, we make available our supplemental material analysis results with references to improve transparency and adoption [1].

**Credibility.** Creating a credible attack technique to task mapping at scale is subject to biases. We mitigate biases by using four independent strategies to gather candidate mappings to provide a diversity of opinions and find convergence. Other candidate mapping strategies approaches may be integrated to extend our work.

## 8 Related Work

**Software supply chain tasks and frameworks.** Software supply chain research has studied the practitioner task adoption challenges [20, 26, 59] and framework issues [63, 78]. Additionally, work has studied tasks adoption [5], tooling deficiencies [76], and tasks effectiveness [23]. Tools to implement tasks, such as *sigstore* [43] and *in-toto* [67], have also been proposed. The most similar work to ours is by Zahan et al. [79] that prioritized OpenSSF Scorecard tasks based on security outcomes. In this work, we create a *starter kit* that ranks the P-SSCRM tasks, that include OpenSSF Scorecard,

based on the mitigated attack techniques from three AUS. We, therefore, prioritize based on mitigated attack technique used in current attacks rather than security outcomes.

Furthermore, research has also systematized and categorized the software supply chain in mappings between: attack vectors to tasks [27], security properties to frameworks [44], and core software supply chain elements to tasks [25]. Additionally, bi-directionally equivalent tasks of frameworks have been mapped [73]. Our work leverages and builds upon prior work. Yet, we differ as we map attacks to attack techniques to provide more granular detail of the attacks, we then systematically map to mitigation framework tasks. **Software security incident analysis.** Software security research has investigated attacks. For example, prior work has analyzed Android malware [18, 80] or security incidents like Heartbleed [68]. Even software supply chain attacks have been studied in prior work [9, 31, 51, 55] with proposed tasks. Work has also measured exploitations of Log4j [24]. Similarly, we analyze software supply chain attacks and tasks but differ on three main points. First, we analyzed the events of 3 AUS through attack techniques to enable granular threat intelligence from 106 CTI reports. Second, we selected tasks based on the mitigated attack technique of the AUS and a calculated score to rank the tasks. Third, we leverage P-SSCRM to map the mitigation tasks to the ten referenced frameworks.

## 9 Conclusion

With the rise of software supply chain attacks, frameworks have been developed to provide *what tasks software organizations should adopt* to reduce software security risk. Still, framework adopters (i.e., software organizations) would also benefit from knowing *what tasks mitigate attack techniques* currently used by attackers. In this empirical study, we systematically map the attack techniques in the SolarWinds, Log4j, and XZ Utils attacks to mitigating framework tasks. We analyzed 106 CTI reports, found adversarial events, and mapped the events to 203 MITRE ATT&CK attack techniques. We use four independent strategies to map the attack technique to the tasks enumerated in 10 referenced frameworks. Finally, identify framework gaps by qualitatively analyzing the CTI reports and establish a *starter kit* essential for software organizations. We found that across all 3 AUS, there is a common set of 12 attack techniques. We ranked the top ten mitigating task in a *starter kit* that included role-based access control (E.3.3), system monitoring (D.2.1), and boundary protection (E.3.7). We also found 3 missing tasks in P-SSCRM and thus in the 10 referenced frameworks. Thus, software products would still be vulnerable to software supply chain attacks even if organizations adopted all recommended tasks.

## References

- [1] Anonymous Authors. 2025. Supplemental material. <https://figshare.com/s/0e1042ddd0edd1d1b903>.
- [2] Anthropic. 2025. Claude Sonnet. <https://www.anthropic.com/claude/sonnet>.
- [3] Jaehyeon Bae, Seoryeong Kwon, and Seunghwan Myeong. 2024. Enhancing software code vulnerability detection using gpt-4o and claude-3.5 sonnet: A study on prompt engineering techniques. *Electronics* 13, 13 (2024), 2657.
- [4] Sebastian Baltes and Paul Ralph. 2022. Sampling in software engineering research: A critical review and guidelines. *Empirical Software Engineering* 27, 4 (2022), 94.
- [5] Giacomo Benedetti, Oreofe Solarin, Courtney Miller, Greg Tystahl, William Enck, Christian Kästner, Alexandros Kapravelos, Alessio Merlo, and Luca Verderame. 2025. An Empirical Study on Reproducible Packaging in Open-Source Ecosystems. In *International Conference on Software Engineering*. IEEE/ACM.
- [6] Black Duck. 2022. Building Security in Maturity Model. <https://www.blackduck.com/services/security-program/bsimm-maturity-model.html>.
- [7] Burcu Bulgurcu and Atefeh Atty Mashatan. 2024. Environmental Factors that Hinder an Organization's Ability to Learn from Cyber Incidents: A Case Study on SolarWinds. In *Hawaii International Conference on System Sciences*.
- [8] John L Campbell, Charles Quincy, Jordan Osserman, and Ove K Pedersen. 2013. Coding in-depth semistructured interviews: Problems of unitization and inter-coder reliability and agreement. *Sociological methods & research* 42, 3 (2013), 294–320.
- [9] Partha Das Chowdhury, Mohammad Tahaei, and Awais Rashid. 2022. Better Call Saltzer & Schroeder: A Retrospective Security Analysis of SolarWinds & Log4j. *arXiv preprint arXiv:2211.02341* (2022).
- [10] Cloud Native Computing Foundation. 2020. Software Supply Chain Best Practices. [https://project.linuxfoundation.org/hubfs/CNCF\\_SSCP\\_v1.pdf](https://project.linuxfoundation.org/hubfs/CNCF_SSCP_v1.pdf).
- [11] Cloud Native Computing Foundation. 2024. Catalog of Supply Chain Compromises. <https://tag-security.cnfc.io/community/catalog/>.
- [12] Daniela S Cruzes and Tore Dyba. 2011. Recommended steps for thematic synthesis in software engineering. In *International Symposium on Empirical Software Engineering and Measurement*. IEEE, 275–284.
- [13] Cyber Safety Review Board. 2022. Review of the December 2021 Log4j Event. [https://www.cisa.gov/sites/default/files/publications/CSRB-Report-on-Log4j-July-11-2022\\_508.pdf](https://www.cisa.gov/sites/default/files/publications/CSRB-Report-on-Log4j-July-11-2022_508.pdf).
- [14] Cybersecurity and Infrastructure Security Agency. 2021. Joint Statement by the Federal Bureau of Investigation (FBI), the Cybersecurity and Infrastructure Security Agency (CISA), the Office of the Director of National Intelligence (ODNI), and the National Security Agency (NSA). <https://www.cisa.gov/news-events/news/joint-statement-federal-bureau-investigation-fbi-cybersecurity-and-infrastructure-security-agency-0>.
- [15] Cybersecurity and Infrastructure Security Agency. 2024. Secure Software Development Attestation Form. <https://www.cisa.gov/resources-tools/resources/secure-software-development-attestation-form>.
- [16] Cybersecurity and Infrastructure Security Agency. 2025. <https://www.cisa.gov/>.
- [17] Trevor Dunlap, John Speed Meyers, Bradley Reaves, and William Enck. 2024. Pairing Security Advisories with Vulnerable Functions Using Open-Source LLMs. In *International Conference on Detection of Intrusions and Malware, and Vulnerability Assessment*. Springer, 350–369.
- [18] William Enck, Damien Octeau, Patrick D McDaniel, and Swarat Chaudhuri. 2011. A study of android application security.. In *USENIX security symposium*, Vol. 2.
- [19] William Enck and Laurie Williams. 2022. Top five challenges in software supply chain security: Observations from 30 industry and government organizations. *IEEE Security & Privacy* 20, 2 (2022), 96–100.
- [20] Marcel Fourné, Dominik Wermke, William Enck, Sascha Fahl, and Yasemin Acar. 2023. It's like flossing your teeth: On the importance and challenges of reproducible builds for software supply chain security. In *Symposium on Security and Privacy (SP)*. IEEE, 1527–1544.
- [21] Google Cloude. 2025. Grounding Overview. <https://cloud.google.com/vertex-ai/generative-ai/docs/grounding/overview>.
- [22] Google Cloude. 2025. Vertex AI Platform. <https://cloud.google.com/vertex-ai>.
- [23] Hao He, Bogdan Vasilescu, and Christian Kästner. 2025. Pinning Is Futile: You Need More Than Local Dependency Versioning to Defend against Supply Chain Attacks. *arXiv preprint arXiv:2502.06662* (2025).
- [24] Raphael Hiesgen, Marcin Nawrocki, Thomas C Schmidt, and Matthias Wählisch. 2024. The log4j incident: A comprehensive measurement study of a critical vulnerability. *IEEE Transactions on Network and Service Management* (2024).
- [25] Eman Abu Ishgair, Marcela S Melara, and Santiago Torres-Arias. 2024. SoK: A Defense-Oriented Evaluation of Software Supply Chain Security. *arXiv preprint arXiv:2405.14993* (2024).
- [26] Kelechi G Kalu, Tanya Singla, Chinenye Okafor, Santiago Torres-Arias, and James C Davis. 2024. An industry interview study of software signing for supply chain security. *arXiv preprint arXiv:2406.08198* (2024).
- [27] Piergiorgio Ladisa, Henrik Plate, Matias Martinez, and Olivier Barais. 2023. Sok: Taxonomy of attacks on open-source software supply chains. In *Symposium on Security and Privacy (SP)*. IEEE, 1509–1526.
- [28] Nancy G Leveson. 2016. *Engineering a safer world: Systems thinking applied to safety*. The MIT Press.
- [29] Nancy G Leveson and Clark S Turner. 1993. An investigation of the Therac-25 accidents. *Computer* 26, 7 (1993), 18–41.
- [30] Elizabeth Lin, Igibek Koishybayev, Trevor Dunlap, William Enck, and Alexandros Kapravelos. 2024. UntrustIDE: Exploiting Weaknesses in VS Code Extensions. In *Proceedings of the ISOC Network and Distributed Systems Symposium (NDSS)*. Internet Society.
- [31] Mario Lins, René Mayrhofer, Michael Roland, Daniel Hofer, and Martin Schwaighofer. 2024. On the critical path to implant backdoors and the effectiveness of potential mitigation techniques: Early learnings from XZ. *arXiv preprint arXiv:2404.08987* (2024).
- [32] Linux Foundation. 2025. <https://www.linuxfoundation.org/>.
- [33] Nora McDonald, Sarita Schoenebeck, and Andrea Forte. 2019. Reliability and inter-rater reliability in qualitative research: Norms and guidelines for CSCW

- and HCI practice. *ACM on human-computer interaction* 3, CSCW (2019), 1–23.
- [34] Courtney Miller, Christian Kästner, and Bogdan Vasilescu. 2023. “We Feel Like We’re Winging It:” A Study on Navigating Open-Source Dependency Abandonment. In *Joint European Software Engineering Conference and Symposium on the Foundations of Software Engineering*. ACM, 1281–1293.
- [35] MITRE. 2024. MITRE ATT&CK. <https://attack.mitre.org/>.
- [36] MITRE. 2025. <https://www.mitre.org/>.
- [37] MITRE. 2025. CVE Process. <https://www.cve.org/about/Process>.
- [38] National Institute of Standards and Technology. 2024. Cybersecurity Supply Chain Risk Management Practices for Systems and Organizations. <https://csrc.nist.gov/pubs/sp/800/161/r1/upd1/final>.
- [39] National Institute of Standards and Technology. 2024. NIST IR 8477 Mapping Relationships Between Documentary Standards, Regulations, Frameworks, and Guidelines: Developing Cybersecurity and Privacy Concept Mappings. <https://nvlpubs.nist.gov/nistpubs/ir/2024/NIST.IR.8477.pdf>.
- [40] National Institute of Standards and Technology. 2024. Secure Software Development Framework. <https://csrc.nist.gov/Projects/ssdf>.
- [41] National Institute of Standards and Technology. 2025. National Vulnerability Database. <https://nvd.nist.gov/>.
- [42] networkx. 2025. [https://networkx.org/documentation/stable/reference/algorithms/generated/networkx.algorithms.simple\\_paths.all\\_simple\\_paths.html](https://networkx.org/documentation/stable/reference/algorithms/generated/networkx.algorithms.simple_paths.all_simple_paths.html).
- [43] Zachary Newman, John Speed Meyers, and Santiago Torres-Arias. 2022. Sigstore: Software signing for everybody. In *ACM SIGSAC Conference on Computer and Communications Security*. ACM, 2353–2367.
- [44] Chinenye Okafor, Taylor R Schorlemmer, Santiago Torres-Arias, and James C Davis. 2022. Sok: Analysis of software supply chain security by establishing secure design properties. In *Workshop on Software Supply Chain Offensive Research and Ecosystem Defenses*. ACM, 15–24.
- [45] OpenAI. 2025. ChatGPT. <https://chatgpt.com/>.
- [46] OpenSSF. 2022. Secure Supply Chain Consumption Framework. <https://github.com/ossf/s2c2f>.
- [47] OpenSSF. 2025. <https://openssf.org/>.
- [48] OpenSSF. 2025. OpenSSF Scorecard. <https://github.com/ossf/scorecard>.
- [49] OWASP. 2020. Software Component Verification Standard. <https://owasp.org/www-project-software-component-verification-standard/>.
- [50] OWASP. 2021. Top Ten. <https://owasp.org/www-project-top-ten/>.
- [51] Sean Peisner, Bruce Schneider, Hamed Okhravi, Fabio Massacci, Terry Benzel, Carl Landwehr, Mohammad Mannan, Jelena Mirkovic, Atul Prakash, and James Bret Michael. 2021. Perspectives on the SolarWinds incident. *IEEE Security & Privacy* 19, 2 (2021), 7–13.
- [52] Md Rayhanur Rahman, Rezvan Mahdavi Hezaveh, and Laurie Williams. 2023. What are the attackers doing now? Automating cyberthreat intelligence extraction from text on pace with the changing threat landscape: A survey. *Comput. Surveys* 55, 12 (2023), 1–36.
- [53] Russ Cox. 2024. Timeline of the xz open source attack. <https://research.swtch.com/xz-timeline>.
- [54] Rami Sammak, Anna Lena Rotthaler, Harshini Sri Ramulu, Dominik Wermke, and Yasemin Acar. 2024. Developers’ Approaches to Software Supply Chain Security: An Interview Study. In *Workshop on Software Supply Chain Offensive Research and Ecosystem Defenses*. 56–66.
- [55] Arpita Dinesh Sarang, Sang-Hoon Choi, and Ki-Woong Park. 2024. Plotting OSS-Based Supply Chain Attack Strategies and the Defense Failure. In *International Conference on Information Security Applications*. Springer, 311–323.
- [56] Taylor R Schorlemmer, Kelechi G Kalu, Luke Chigges, Kyung Myung Ko, Eman Abu Ishgair, Saurabh Bagchi, Santiago Torres-Arias, and James C Davis. 2024. Signing in four public software package registries: Quantity, quality, and influencing factors. In *Symposium on Security and Privacy (SP)*. IEEE, 1160–1178.
- [57] Sonatype. 2021. State of the Software Supply Chain.
- [58] Sonatype. 2024. State of the Software Supply Chain.
- [59] Trevor Stalnaker, Nathan Wintersgill, Oscar Chaparro, Massimiliano Di Penta, Daniel M German, and Denys Poshyvanyk. 2024. Boms away! inside the minds of stakeholders: A comprehensive study of bills of materials for software systems. In *International Conference on Software Engineering*. IEEE/ACM, 1–13.
- [60] Supply-chain Levels for Software Artifacts. 2023. What’s new in SLSA v1.0. <https://slsa.dev/spec/v1.0/whats-new>.
- [61] Supply-chain Levels for Software Artifacts. 2025. Supply-chain Levels for Software Artifacts. <https://github.com/slsa-framework/slsa>.
- [62] Robert H Tai, Lillian R Bentley, Xin Xia, Jason M Sitt, Sarah C Fankhauser, Ana M Chicas-Mosier, and Barnas G Monteith. 2024. An examination of the use of large language models to aid analysis of textual data. *International Journal of Qualitative Methods* 23 (2024), 16094069241231168.
- [63] Mahzabin Tamanna, Sivana Hamer, Mindy Tran, Sascha Fahl, Yasemin Acar, and Laurie Williams. 2024. Unraveling Challenges with Supply-Chain Levels for Software Artifacts (SLSA) for Securing the Software Supply Chain.
- [64] The White House. 2021. Executive Order on Improving the Nation’s Cybersecurity. <https://www.federalregister.gov/documents/2021/05/17/2021-10460/improving-the-nations-cybersecurity>.
- [65] The White House. 2025. Strengthening and Promoting Innovation in the Nation’s Cybersecurity. <https://www.federalregister.gov/documents/2025/01/17/2025-01470/strengthening-and-promoting-innovation-in-the-nations-cybersecurity>.
- [66] Tidelift. 2024. State of the Open Source Maintainer Report.
- [67] Santiago Torres-Arias, Hammad Afzali, Trishank Karthik Kuppasamy, Reza Curtmola, and Justin Cappos. 2019. in-toto: Providing farm-to-table guarantees for bits and bytes. In *USENIX Security Symposium*. 1393–1410.
- [68] James Walden. 2020. The impact of a major security event on an open source project: The case of OpenSSL. In *International Conference on Mining Software Repositories*. 409–419.
- [69] Dominik Wermke, Jan H Klemmer, Noah Wöhler, Juliane Schmöser, Harshini Sri Ramulu, Yasemin Acar, and Sascha Fahl. 2023. “always contribute back”: A qualitative study on security challenges of the open source supply chain. In *2023 IEEE Symposium on Security and Privacy (SP)*. IEEE, 1545–1560.
- [70] White, Jay and Diglio, Adrian and Bedford, Tom. 2025. SLSA Dependency Track (SDT). <https://docs.google.com/document/d/1JLDi2-IqLqemQ4QqRgFdMsYiMWU7qIjwj38FJw0Bmc/edit?tab=t.0>.
- [71] Hans Christian Augustijn Wiene, Faiza Allah Bukhsh, E. Vriezkelkolk, and Roelf J. Wieringa. 2017. *Accident Analysis Methods and Models — a Systematic Literature Review*. Number TR-CIT-17-04 in CITIT Technical Report. Centre for Telematics and Information Technology (CITIT), Netherlands.
- [72] Laurie Williams, Giacomo Benedetti, Sivana Hamer, Ranindya Paramitha, Imranur Rahman, Mahzabin Tamanna, Greg Tystahl, Nusrat Zahan, Patrick Morrison, Yasemin Acar, et al. 2024. Research directions in software supply chain security. *ACM Transactions on Software Engineering and Methodology* (2024).
- [73] Laurie Williams, Sammy Miguez, Jamie Boote, and Ben Hutchison. 2024. Proactive Software Supply Chain Risk Management Framework (P-SSCRM) Version 1.
- [74] Winsor, Michael. 2025. The Three Fs of Open Source Puppy Care. <https://www.linkedin.com/pulse/three-fs-open-source-puppy-care-michael-winsor-7vaie/>.
- [75] Evan D Wolff, KatE M GroWLEy, Maida O Lerner, Matthew B Welling, Michael G Gruden, and Jacob Canter. 2021. Navigating the solarwinds supply chain attack. *Procurement Law* 56 (2021), 3.
- [76] Sheng Yu, Wei Song, Xunchao Hu, and Heng Yin. 2024. On the correctness of metadata-based SBOM generation: A differential analysis approach. In *2024 54th Annual IEEE/IFIP International Conference on Dependable Systems and Networks (DSN)*. IEEE, 29–36.
- [77] Nusrat Zahan, Philipp Burckhardt, Mikola Lysenko, Feross Aboukhadijeh, and Laurie Williams. 2024. Shifting the Lens: Detecting Malware in npm Ecosystem with Large Language Models. *arXiv preprint arXiv:2403.12196* (2024).
- [78] Nusrat Zahan, Parth Kanakiya, Brian Hambleton, Shohanuzzaman Shohan, and Laurie Williams. 2023. Openssf scorecard: On the path toward ecosystem-wide automated security metrics. *IEEE Security & Privacy* 21, 6 (2023), 76–88.
- [79] Nusrat Zahan, Elizabeth Lin, Mahzabin Tamanna, William Enck, and Laurie Williams. 2023. Software bills of materials are required. are we there yet? *IEEE Security & Privacy* 21, 2 (2023), 82–88.
- [80] Yajin Zhou and Xuxian Jiang. 2012. Dissecting android malware: Characterization and evolution. In *IEEE Symposium on Security and Privacy*. IEEE, 95–109.

## A MITRE ATT&CK attack techniques to P-SSCRM tasks mappings

We **bold** the rows for the attack techniques to tasks mappings found by all four strategies. We *italicize* rows related to the full gaps.

MITRE ATT&CK Technique	P-SSCRM Task	Transitive (M1)	LLM (M2)	Framework (M3)	Report (M4)
T1190	D.1.2	✓	✓		✓
T1195	D.1.2	✓	✓		✓
T1553	D.1.2	✓	✓		✓
T1562	D.1.2	✓	✓		✓
T1190	D.1.3	✓	✓		✓
T1195	D.1.3	✓	✓		✓
T1195	D.1.4	✓	✓		✓
T1553	D.1.4	✓	✓		✓
T1195	D.1.6	✓	✓		✓
T1003	D.2.1	✓	✓		✓
T1021	D.2.1		✓	✓	✓
T1027	D.2.1		✓	✓	✓
T1036	D.2.1	✓		✓	✓
T1041	D.2.1	✓	✓		✓
T1068	D.2.1	✓	✓	✓	
T1070	D.2.1	✓	✓		✓
T1071	D.2.1	✓	✓		✓
T1078	D.2.1	✓	✓		✓
T1080	D.2.1	✓	✓	✓	
T1105	D.2.1	✓	✓		✓
T1176	D.2.1	✓	✓	✓	
T1189	D.2.1	✓	✓	✓	
T1195	D.2.1	✓	✓		✓
T1203	D.2.1	✓	✓	✓	
T1210	D.2.1	✓	✓	✓	
T1211	D.2.1	✓	✓	✓	
T1212	D.2.1	✓	✓	✓	
T1213	D.2.1	✓	✓	✓	
T1484	D.2.1		✓	✓	✓
T1528	D.2.1	✓	✓	✓	
T1543	D.2.1	✓	✓	✓	
T1550	D.2.1		✓	✓	✓
T1555	D.2.1	✓	✓	✓	✓
T1556	D.2.1	✓	✓	✓	
T1568	D.2.1	✓	✓		✓
T1573	D.2.1	✓		✓	✓
T1574	D.2.1	✓	✓	✓	
T1606	D.2.1		✓	✓	✓
T1078	E.1.3		✓	✓	✓
T1098	E.1.3		✓	✓	✓
T1072	E.1.5	✓	✓		✓
T1190	E.2.4	✓		✓	✓
T1068	E.2.5	✓	✓	✓	
T1072	E.2.5	✓	✓		✓
T1190	E.2.5	✓	✓	✓	
T1211	E.2.5	✓	✓	✓	
T1212	E.2.5	✓	✓	✓	
T1040	E.3.2	✓	✓	✓	
T1072	E.3.2		✓	✓	✓
T1078	E.3.2	✓	✓		✓

Continued on next page

MITRE ATT&CK Technique	P-SSCRM Task	Transitive (M1)	LLM (M2)	Framework (M3)	Report (M4)
T1557	E.3.2	✓	✓	✓	
T1563	E.3.2	✓	✓	✓	
T1003	E.3.3	✓	✓	✓	
T1021	E.3.3	✓	✓	✓	
T1036	E.3.3	✓		✓	✓
T1047	E.3.3	✓	✓	✓	
T1059	E.3.3	✓		✓	✓
T1068	E.3.3	✓	✓		✓
T1080	E.3.3	✓	✓	✓	
T1110	E.3.3	✓	✓	✓	
T1134	E.3.3	✓	✓	✓	
T1136	E.3.3	✓	✓	✓	
T1185	E.3.3	✓	✓	✓	
T1210	E.3.3	✓	✓	✓	
T1213	E.3.3	✓	✓	✓	
T1218	E.3.3	✓	✓	✓	
T1222	E.3.3	✓	✓	✓	
T1484	E.3.3	✓	✓	✓	
T1489	E.3.3	✓	✓	✓	
T1505	E.3.3	✓	✓	✓	
T1525	E.3.3	✓	✓	✓	
T1528	E.3.3	✓	✓	✓	
T1530	E.3.3	✓	✓	✓	
T1537	E.3.3	✓	✓	✓	
T1538	E.3.3	✓	✓	✓	
T1550	E.3.3	✓	✓	✓	
T1553	E.3.3	✓	✓	✓	
T1556	E.3.3	✓	✓	✓	
T1558	E.3.3	✓	✓	✓	
T1563	E.3.3	✓	✓	✓	
T1565	E.3.3	✓	✓	✓	
T1569	E.3.3	✓	✓	✓	
T1578	E.3.3	✓	✓	✓	
T1609	E.3.3	✓	✓	✓	
T1610	E.3.3	✓	✓	✓	
T1621	E.3.3	✓	✓	✓	
T1649	E.3.3	✓	✓	✓	
T1651	E.3.3	✓	✓	✓	
T1040	E.3.4	✓	✓	✓	
T1114	E.3.4	✓	✓	✓	
T1213	E.3.4	✓	✓	✓	
T1530	E.3.4	✓	✓	✓	
T1552	E.3.4	✓	✓	✓	
T1557	E.3.4	✓	✓	✓	
T1565	E.3.4	✓	✓	✓	
T1602	E.3.4	✓	✓	✓	
T1659	E.3.4	✓	✓	✓	
T1059	E.3.6	✓		✓	✓
T1098	E.3.6	✓	✓		✓
T1114	E.3.6	✓		✓	✓
T1176	E.3.6	✓	✓	✓	
T1505	E.3.6	✓	✓	✓	
T1525	E.3.6	✓	✓	✓	

Continued on next page

MITRE ATT&CK Technique	P-SSCRM Task	Transitive (M1)	LLM (M2)	Framework (M3)	Report (M4)
T1543	E.3.6	✓	✓	✓	
T1548	E.3.6	✓	✓	✓	
T1550	E.3.6	✓		✓	✓
T1552	E.3.6	✓		✓	✓
T1556	E.3.6	✓	✓	✓	
T1562	E.3.6	✓	✓	✓	
T1574	E.3.6	✓	✓	✓	
T1610	E.3.6	✓	✓	✓	
T1612	E.3.6	✓	✓	✓	
T1001	E.3.7	✓		✓	✓
T1008	E.3.7	✓	✓	✓	
T1021	E.3.7		✓	✓	✓
T1047	E.3.7		✓	✓	✓
T1048	E.3.7	✓	✓	✓	
T1072	E.3.7	✓	✓	✓	
T1080	E.3.7	✓	✓	✓	
T1090	E.3.7	✓	✓	✓	
T1095	E.3.7	✓	✓	✓	
T1102	E.3.7	✓		✓	✓
T1104	E.3.7	✓	✓	✓	
T1105	E.3.7	✓	✓	✓	
T1133	E.3.7	✓	✓	✓	
T1176	E.3.7	✓	✓	✓	
T1187	E.3.7	✓	✓	✓	
T1189	E.3.7	✓	✓	✓	
T1199	E.3.7	✓	✓		✓
T1203	E.3.7	✓	✓	✓	
T1204	E.3.7	✓	✓	✓	
T1205	E.3.7	✓	✓	✓	
T1210	E.3.7	✓	✓	✓	
T1212	E.3.7	✓	✓	✓	
T1219	E.3.7	✓	✓	✓	
T1221	E.3.7	✓	✓	✓	
T1537	E.3.7	✓	✓	✓	
T1552	E.3.7	✓		✓	✓
T1557	E.3.7	✓	✓	✓	
T1566	E.3.7	✓	✓	✓	
T1567	E.3.7	✓	✓	✓	
T1568	E.3.7	✓	✓	✓	
T1570	E.3.7	✓	✓	✓	
T1571	E.3.7	✓	✓	✓	
T1572	E.3.7	✓	✓	✓	
T1573	E.3.7	✓	✓	✓	
T1599	E.3.7	✓	✓	✓	
T1602	E.3.7	✓	✓	✓	
T1610	E.3.7	✓	✓	✓	
T1611	E.3.7	✓	✓	✓	
T1659	E.3.7	✓	✓	✓	
T1078	E.3.8		✓	✓	✓
T1552	E.3.8		✓	✓	✓
T1558	E.3.8		✓	✓	✓
T1078	E.3.9		✓	✓	✓
T1195	G.1.4	✓	✓		✓

Continued on next page

MITRE ATT&CK Technique	P-SSCRM Task	Transitive (M1)	LLM (M2)	Framework (M3)	Report (M4)
T1195	G.1.5	✓	✓		✓
T1190	G.2.5	✓	✓		✓
T1005	G.2.6	✓	✓	✓	
T1041	G.2.6	✓	✓	✓	
T1048	G.2.6	✓	✓	✓	
T1052	G.2.6	✓	✓	✓	
T1530	G.2.6	✓	✓	✓	
T1565	G.2.6	✓	✓	✓	
T1195	G.3.1	✓	✓		✓
T1550	G.3.4		✓	✓	✓
T1606	G.3.4		✓	✓	✓
T1190	G.4.1	✓	✓		✓
T1195	G.4.1		✓	✓	✓
T1068	G.4.3	✓	✓	✓	
T1195	G.4.3	✓	✓		✓
T1210	G.4.3	✓	✓	✓	
T1211	G.4.3	✓	✓	✓	
T1212	G.4.3	✓	✓	✓	
T1190	G.5.1	✓	✓		✓
T1195	G.5.1	✓	✓		✓
T1199	G.5.1	✓	✓		✓
T1072	G.5.2	✓	✓		✓
T1046	P.2.1	✓		✓	✓
T1127	P.2.1	✓	✓	✓	
T1195	P.2.1	✓	✓		✓
T1199	P.2.1	✓	✓		✓
T1210	P.2.1	✓	✓	✓	
T1221	P.2.1	✓	✓	✓	
T1505	P.2.1	✓	✓	✓	
T1553	P.2.1	✓	✓		✓
T1559	P.2.1	✓	✓	✓	
T1609	P.2.1	✓	✓	✓	
T1611	P.2.1	✓	✓	✓	
T1554	P.3.3		✓	✓	✓
T1195	P.3.4	✓	✓		✓
T1195	P.4.1	✓	✓		✓
T1190	P.4.3	✓	✓	✓	
T1210	P.4.3	✓	✓	✓	
T1190	P.4.4	✓	✓		✓
T1195	P.4.5	✓	✓		✓
T1505	P.4.5	✓	✓	✓	
T1553	P.4.5	✓	✓		✓
T1612	P.4.5	✓	✓	✓	
T1195	P.5.1	✓	✓		✓
T1068	P.5.2	✓	✓	✓	
T1072	P.5.2	✓	✓	✓	
T1210	P.5.2	✓	✓	✓	
T1211	P.5.2	✓	✓	✓	
T1212	P.5.2	✓	✓	✓	
T1553	P.5.2	✓	✓		✓
<b>T1059</b>	<b>D.2.1</b>	✓	✓	✓	✓
<b>T1190</b>	<b>D.2.1</b>	✓	✓	✓	✓
<b>T1218</b>	<b>D.2.1</b>	✓	✓	✓	✓

Continued on next page



MITRE ATT&CK Technique	P-SSCRM Task	Transitive (M1)	LLM (M2)	Framework (M3)	Report (M4)
<b>T1548</b>	<b>D.2.1</b>	✓	✓	✓	✓
<b>T1552</b>	<b>D.2.1</b>	✓	✓	✓	✓
<b>T1558</b>	<b>D.2.1</b>	✓	✓	✓	✓
<b>T1562</b>	<b>D.2.1</b>	✓	✓	✓	✓
<b>T1190</b>	<b>E.3.2</b>	✓	✓	✓	✓
<b>T1072</b>	<b>E.3.3</b>	✓	✓	✓	✓
<b>T1078</b>	<b>E.3.3</b>	✓	✓	✓	✓
<b>T1098</b>	<b>E.3.3</b>	✓	✓	✓	✓
<b>T1190</b>	<b>E.3.3</b>	✓	✓	✓	✓
<b>T1199</b>	<b>E.3.3</b>	✓	✓	✓	✓
<b>T1548</b>	<b>E.3.3</b>	✓	✓	✓	✓
<b>T1552</b>	<b>E.3.3</b>	✓	✓	✓	✓
<b>T1555</b>	<b>E.3.3</b>	✓	✓	✓	✓
<b>T1606</b>	<b>E.3.3</b>	✓	✓	✓	✓
<b>T1484</b>	<b>E.3.6</b>	✓	✓	✓	✓
<b>T1041</b>	<b>E.3.7</b>	✓	✓	✓	✓
<b>T1046</b>	<b>E.3.7</b>	✓	✓	✓	✓
<b>T1071</b>	<b>E.3.7</b>	✓	✓	✓	✓
<b>T1190</b>	<b>E.3.7</b>	✓	✓	✓	✓
<b>T1025</b>	<b>G.2.6</b>	✓	✓	✓	✓
<b>T1213</b>	<b>G.2.6</b>	✓	✓	✓	✓
<b>T1552</b>	<b>G.2.6</b>	✓	✓	✓	✓
<b>T1078</b>	<b>G.4.1</b>	✓	✓	✓	✓
<b>T1195</b>	<b>P.4.3</b>	✓	✓	✓	✓
<b>T1190</b>	<b>P.5.2</b>	✓	✓	✓	✓
<b>T1195</b>	<b>P.5.2</b>	✓	✓	✓	✓
<i>T1190</i>	<i>D.1.7</i>		✓		✓
<i>T1195</i>	<i>D.1.7</i>		✓		✓
<i>T1199</i>	<i>D.1.7</i>		✓		✓
<i>T1027</i>	<i>E.3.11</i>		✓	✓	
<i>T1036</i>	<i>E.3.11</i>		✓	✓	
<i>T1080</i>	<i>E.3.11</i>		✓	✓	
<i>T1098</i>	<i>E.3.11</i>		✓		✓
<i>T1190</i>	<i>E.3.11</i>		✓		✓
<i>T1195</i>	<i>E.3.11</i>		✓		✓
<i>T1199</i>	<i>E.3.11</i>		✓		✓
<i>T1221</i>	<i>E.3.11</i>		✓	✓	
<i>T1564</i>	<i>E.3.11</i>		✓	✓	
<i>T1584</i>	<i>E.3.11</i>		✓		✓
<i>T1608</i>	<i>E.3.11</i>		✓		✓
<i>T1195</i>	<i>G.5.5</i>		✓		✓
<i>T1199</i>	<i>G.5.5</i>		✓		✓

## B AUS mitigating tasks

Score	Task	SolarWinds	Log4j	XZ Utils	Level	Gap	MITRE ATT&CK attack technique
90	E.3.3	✓	✓	✓	↓	●	T1484, T1606, T1003, T1185, T1548, T1190, T1021, T1199, T1556, T1068, T1047, T1218, T1213, T1552, T1078, T1072, T1098, T1059, T1134, T1036, T1110, T1558, T1210, T1565, T1555, T1569, T1505, T1553, T1649, T1550
87	D.2.1	✓	✓	✓	↓	●	T1484, T1606, T1041, T1003, T1548, T1021, T1190, T1556, T1068, T1568, T1218, T1213, T1552, T1078, T1573, T1105, T1203, T1059, T1027, T1071, T1036, T1195, T1562, T1558, T1210, T1555, T1543, T1550, T1070
75	E.3.7	✓	✓	✓	↓	●	T1571, T1041, T1048, T1090, T1021, T1190, T1199, T1102, T1047, T1568, T1133, T1552, T1046, T1573, T1095, T1072, T1572, T1105, T1203, T1659, T1071, T1210, T1001, T1219, T1567
33	E.3.6	✓	✓	✓	↓	●	T1484, T1098, T1059, T1114, T1552, T1548, T1505, T1562, T1543, T1556, T1550
27	E.3.11	✓	✓	✓	↓	○	T1098, T1027, T1036, T1195, T1190, T1199, T1584, T1564, T1608
18	P.5.2	✓	✓	✓	↓	●	T1210, T1195, T1190, T1553, T1068, T1072
18	P.2.1	✓	✓	✓	↓	●	T1210, T1195, T1199, T1505, T1046, T1553
15	E.3.4	✓	✓	✓	↓	●	T1659, T1565, T1213, T1114, T1552
12	G.2.6	✓	✓		↓	●	T1041, T1565, T1048, T1213, T1552, T1005
12	D.1.2	✓	✓	✓	↓	●	T1195, T1190, T1562, T1553
9	P.4.3	✓	✓	✓	↓	●	T1210, T1195, T1190
9	G.4.3	✓	✓	✓	↓	●	T1210, T1068, T1195
9	G.4.1	✓	✓	✓	↓	●	T1078, T1195, T1190
9	E.3.2	✓	✓	✓	↓	●	T1078, T1072, T1190
9	E.2.5	✓	✓	✓	↓	●	T1068, T1072, T1190
9	D.1.7	✓	✓	✓	↓	○	T1195, T1190, T1199
9	P.4.5	✓	✓	✓	↓	●	T1195, T1505, T1553
9	G.5.1	✓	✓	✓	↓	●	T1195, T1190, T1199
6	D.1.4	✓	✓	✓	↓	●	T1195, T1553
6	G.5.5	✓	✓	✓	↓	○	T1195, T1199
6	E.3.8	✓	✓		↓	●	T1078, T1552, T1558
6	D.1.3	✓	✓	✓	↓	●	T1195, T1190
4	E.1.3	✓	✓		↓	●	T1078, T1098
3	P.5.1	✓	✓	✓	↓	●	T1195
3	P.4.1	✓	✓	✓	↓	●	T1195
3	P.3.4	✓	✓	✓	↓	●	T1195
3	G.1.4	✓	✓	✓	↓	●	T1195
3	G.3.1	✓	✓	✓	↓	●	T1195
3	D.1.6	✓	✓	✓	↓	●	T1195
3	G.1.5	✓	✓	✓	↓	●	T1195
2	G.5.2	✓		✓	↑	●	T1072
2	G.2.5	✓	✓		↓	●	T1190
2	E.3.9	✓	✓		↓	●	T1078
2	P.4.4	✓	✓		↓	●	T1190
2	E.1.5	✓		✓	↑	●	T1072
2	E.2.4	✓	✓		↓	●	T1190
2	G.3.4	✓			↓	●	T1606, T1550

✓ : Mitigates AUS. Mitigation level: ↑ = Dependency, ↓ = Dependent, ↓↑ = Both. Gap: ○ = Full, ● = Major, ● = Minor, ● = None.