

MoDM: Efficient Serving for Image Generation via Mixture-of-Diffusion Models

Yuchen Xia¹, Divyam Sharma¹, Yichao Yuan¹, Souvik Kundu², and Nishil Talati¹

¹University of Michigan, USA; ²Intel Labs, USA

Abstract

Diffusion-based text-to-image generation models trade latency for quality: small models are fast but generate lower quality images, while large models produce better images but are slow. We present MoDM, a novel caching-based serving system for diffusion models that **dynamically** balances latency and quality through a *mixture of diffusion models*. Unlike prior approaches that rely on model-specific internal features, MoDM caches *final images*, allowing seamless retrieval and reuse across multiple diffusion model families. This design enables adaptive serving by *dynamically balancing latency and image quality*: using smaller models for cache-hit requests to reduce latency while reserving larger models for cache-miss requests to maintain quality. Small model image quality is preserved using retrieved cached images. We design a global monitor that optimally allocates GPU resources and balances inference workload, ensuring high throughput while meeting Service-Level Objectives (SLOs) under varying request rates. Our evaluations show that MoDM significantly reduces an average serving time by 2.5× while retaining image quality, making it a practical solution for scalable and resource-efficient model deployment.

1 Introduction

Diffusion models have revolutionized text-to-image generation, enabling the creation of high-quality, photorealistic images from natural language descriptions. Their success has made them a cornerstone of AI-driven creative tools, powering applications in digital art, content generation, and interactive media. The demand for diffusion models is at an all-time high. Adobe’s Firefly service [1] has generated over 2 billion images, while OpenAI’s DALL-E 2 [2] has seen similar adoption, alongside an exponential rise in prompt submissions to Stable Diffusion systems, as shown by DiffusionDB [3]. However, each diffusion model inference takes 10s of seconds, making it a computationally expensive task. Meeting this growing demand requires significant improvements in serving system throughput and latency.

An effective way to improve diffusion model performance is through *caching*, which reduces redundant computations and accelerates inference. Prior works have explored various caching techniques [4–11], including latent caching (storing intermediate noisy features), feature caching (storing activations), and image patch caching. While these techniques enhance performance, caching intermediate features has two

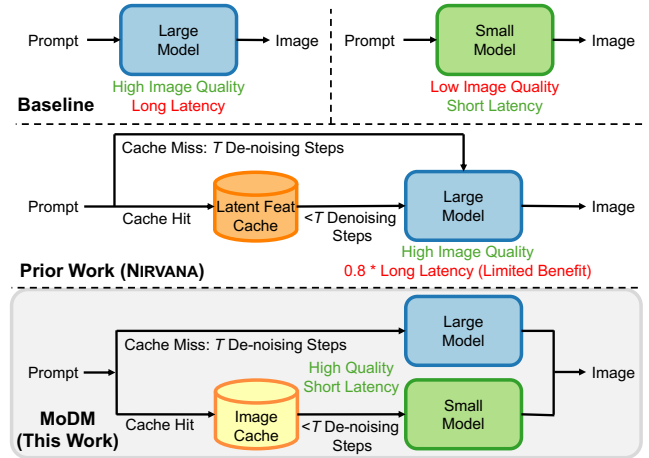


Figure 1. Overview of MoDM that balances between high image quality and short latency using a mixture of models.

major limitations. First, it restricts serving to a single model, as cached content is model-specific. Second, relying on just one model limits the potential performance gains, reducing flexibility in optimizing inference.

In this paper, we introduce MoDM, an efficient serving system for text-to-image generation using a *mixture of diffusion models*. While our work is based on the general idea of caching, MoDM is uniquely designed to achieve three design goals. (1) Diffusion models trade off inference latency and image quality: large models generate high-quality images but are slow, while smaller models are faster but sacrifice quality. MoDM dynamically exploits this trade-off by *designing a caching strategy* compatible with multiple models to optimize both speed and quality. (2) To maintain high-quality image generation, MoDM implements an *advanced retrieval strategy* that ensures retrieved cached content closely aligns with new prompts. (3) Finally, MoDM introduces an adaptive serving system that *dynamically balances latency and quality* based on request rates and system load, ensuring efficient and scalable performance.

Fig. 1 shows the design overview of MoDM. To ensure that the cache content is accessible and relevant for multiple models, we propose to *cache final generated images* in the past, in contrast to caching latent intermediate images in prior work [6]. When a new prompt closely matches a cached image, MoDM retrieves the image, applies controlled noise, and refines it using a smaller model. This approach preserves the quality of the cached image while benefiting from the lower latency of the smaller model. Requests that

miss the cache are processed using a large model. This hybrid approach effectively balances latency and image quality by using a *mixture of models*.

Caching final images enables retrieval based on text-to-image similarity, unlike prior works [6] that rely solely on text-to-text similarity by caching intermediate features. Leveraging the CLIP score [12] and image generation examples, we demonstrate that text-to-image similarity retrieval better aligns with user prompts, using it for cache retrieval in MoDM. Building on this, MoDM integrates image caching and a mixture of models into a high-performance diffusion model serving system. The system features a *Request Scheduler* that manages incoming requests, categorizes them into cache hits and misses, retrieves cached images, and maintains cache content over time. Additionally, a *Global Monitor* analyzes request rates and cache hit/miss distributions to dynamically allocate GPU resources, scheduling different models for inference based on workload conditions.

We evaluate the effectiveness of MoDM using both performance (*i.e.*, throughput and tail latency) and image quality (*i.e.*, CLIP [12] and FID [13] scores) metrics. Using the DiffusionDB [3] dataset, we demonstrate that MoDM achieves a 2.5× improvement in inference throughput and 46.7% lower energy consumption, compared to using only a high-quality model, by leveraging Stable Diffusion-3.5-Large as a high-quality model and Stable Diffusion-XL as a low-latency model. Additionally, we evaluate tail latency under varying request rates, showing that MoDM sustains significantly higher loads without violating Service Level Objectives (SLOs), outperforming state-of-the-art solutions. Finally, we highlight the versatility of MoDM by serving requests across different model families, including Stable Diffusion and SANA [14]. Unlike SANA that statically reduce inference cost by designing smaller models, MoDM introduces a novel technique that can intelligently and **dynamically balance latency and quality by leveraging a mixture of diffusion models**. The contributions of MoDM are as follows.

- An optimized cache design and retrieval policy based on final images to accelerate diffusion model inference.
- Generating images by retrieving a cached image, adding noise, and de-noising it with a low-cost model.
- A hybrid serving approach that leverages small and large models to balance latency and image quality.
- MoDM: an end-to-end text-to-image serving system design that dynamically adjusts to load variations, achieving 2.5× performance improvement.

2 Background on Diffusion Model Serving

2.1 Diffusion Models

Diffusion models [14–16] generate text-prompted images from noise via an iterative de-noising mechanism. These models employ a forward process adds noise over T steps, and a reverse process de-noises the image iteratively. Each

de-noising step involves passing the latent representation through the full model, which is computationally expensive, with a typical inference requiring 50 steps [6]. This makes diffusion models slower than non-iterative models like GAN [17] or VAE [18], presenting challenges for real-time and high-throughput applications. Diffusion models are evaluated using two metrics: the Frechet Inception Distance (FID) score [13], which measures image realism and fidelity by comparing generated images to real ones, and the CLIP score [12], which quantifies the alignment between generated images and their corresponding text prompts. Diffusion models vary in size, with larger models like Stable Diffusion 3.5-Large [19] and Imagen 2 [16] offering high-quality, detailed images at the cost of longer inference times, while smaller models like Stable Diffusion XL/Tiny and SANA [14] prioritize speed but sacrifice image fidelity. While previous studies suggest that high-quality image generation requires a large model [6, 19], our work challenges this by using a mixture of small and large models to optimally balance latency and quality.

2.2 Caching to Improve Serving Performance

To reduce the computational overhead of iterative de-noising in diffusion models, several prior works [4–11] optimize inference based on prompt similarities. One notable approach, NIRVANA [6], introduces an approximate caching mechanism that stores intermediate latent representations from previous images. When a new prompt closely matches a cached prompt, NIRVANA retrieves the cached representation and skips several de-noising steps, improving latency. The system caches multiple latent representations to enable flexibility in retrieval, using larger values of k for highly similar prompts. NIRVANA uses text-to-text similarity to guide the retrieval process, comparing the current prompt’s text embedding with cached ones to select the most relevant intermediate representation. This approach reduces inference latency by up to 20% while maintaining image quality.

3 Challenges of Mixture-of-Models Design

This section explores the challenges and opportunities of using a model mixture to balance the latency-quality trade-off and addresses key research questions for designing an effective caching-based serving system. (1) How can we design a cache that minimizes space usage while being model agnostic? (2) How can we efficiently retrieve cached items to ensure optimal quality of image generation? (3) How can we best balance high image generation quality with low inference latency?

3.1 What to Cache?

Prior work [6] has used latent caching, storing multiple intermediate representations to speed up diffusion model inference. However, it has two main drawbacks: significant

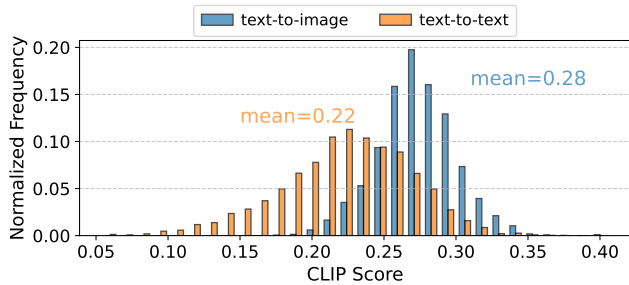


Figure 2. Comparison of CLIP score distributions for retrievals based on text-to-text and text-to-image similarity.

storage overhead (2.5 MB per image due to the need to store multiple latent intermediates versus 1.4 MB for a final image) and model dependence, as latents from one model are incompatible with other models, leading to cache fragmentation and scalability issues in multi-model environments. An alternative is to cache *full images*, which are universally interpretable and model-independent, simplifying cache management and reducing storage costs. This approach eliminates the need for separate latent caches, utilizes compressed formats like PNG and JPEG, and allows the dynamic reintroduction of noise to reconstruct intermediate states, enabling compatibility across different models and improving scalability in large-scale serving systems.

Insight: Caching full images reduces storage overhead, eliminates model dependency, and enables broad reuse across different diffusion models.

3.2 How to Retrieve Cached Items?

Existing caching methods [6] use text-to-text similarity for cache retrieval, which often leads to incorrect matches due to a lack of visual alignment. These methods focus on text embeddings, which do not guarantee that the retrieved image accurately reflects the user’s intent. Additionally, since prior approaches cache only latent representations rather than full images, they cannot leverage text-to-image similarity, further reducing retrieval precision.

Image caching enables retrieval based on text-to-image similarity, significantly improving alignment with the user’s request in terms of style, structure, and content. By using CLIP embeddings or similar cross-modal techniques, the system ensures better visual relevance. As shown in Fig. 2, text-to-image retrieval results in higher CLIP scores compared to text-to-text retrieval, indicating stronger visual alignment. Fig. 3 highlights cases where text similarity does not align well visually, underscoring the importance of cross-modal retrieval for effective caching.

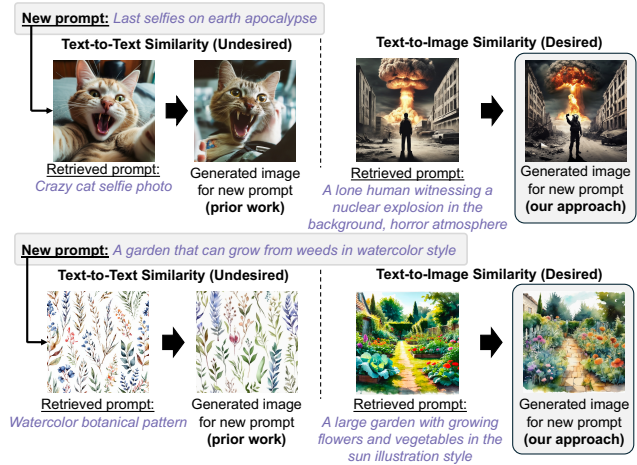


Figure 3. Comparison of image quality using a cached image retrieved through text-to-text and text-to-image similarity.

Insight: Text-to-image similarity-based retrieval is superior to text-to-text similarity because it ensures better visual alignment with user intent.

3.3 How to Balance Between Latency and Quality?

Using a single diffusion model for inference fails to effectively balance the latency-quality trade-off. In NIRVANA, despite a large cache of 1.5 million latents and a cache hit rate over 90%, the system only achieves a 20% reduction in computation, remaining vulnerable to high request bursts and frequent SLO violations (more details in §7.2). To address this, cache-hit requests can be offloaded to a smaller diffusion model, as recent studies suggest that minor refinements can be efficiently handled by lightweight models [20, 21]. Research on diffusion dynamics [22, 23] shows that early de-noising steps determine structure, while later steps focus on fine details, enabling smaller models to handle cache-hit requests with minimal quality loss. Comparing large and small models reveals that adaptive model selection can reduce computation time while maintaining acceptable quality, offering a promising approach for real-world serving systems. Here, a large model refers to one like Stable Diffusion 3.5, while a small model refers to one like SANA.

Insight: Using a mixture of small and large diffusion models optimizes the latency-quality trade-off, ensuring efficient computation while maintaining high image quality.

4 MoDM Design Overview

This section provides the design goals and overview of the MoDM serving system.

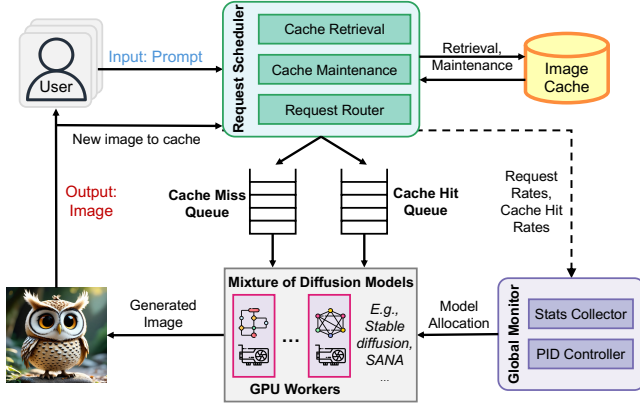


Figure 4. Overview of MoDM system design.

4.1 Design Goals

MoDM addresses the challenges of serving diffusion model inference workload with the following **Design Goals (DG)**.

DG#1: Dynamically Balancing Latency and Quality.

Building on the trade-off discussed in §2.1, our goal is to achieve inference latency close to a small diffusion model while preserving the image quality of a large model. MoDM accomplishes this by strategically leveraging both small and large models for serving. Unlike prior works that either statically reduce inference costs by designing new models [14] or achieve limited gains by skipping a few de-noising steps [6], MoDM strives to *dynamically* optimize the latency-quality trade-off.

DG#2: Compatibility with Multiple Models. Different diffusion models and model families (e.g., Stable Diffusion and SANA) offer distinct trade-offs in terms of latency, quality, and architectural optimizations. Relying on a single model family limits flexibility and may lead to suboptimal performance across diverse request rates. Our design goal is to enable seamless serving across multiple model families, allowing the system to dynamically select the best model for different requests based on latency considerations.

DG#3: Optimized Cache Design and Retrieval. Our caching mechanism is designed to maximize efficiency while maintaining broad compatibility. The key goals include (1) achieving a high cache hit rate with minimal storage overhead, (2) ensuring cached items remain usable across multiple models (DG#2), (3) implementing cache management to prevent over-representation of specific items in future generations, and (4) adopting an accurate retrieval that effectively matches new prompts with cached items.

DG#4: Adaptability to Varying Request Rates. Request rates fluctuate over time [3, 6], posing challenges for maintaining efficient serving performance. Our system is designed to dynamically adapt to these variations by selectively utilizing different models, ensuring an optimal balance between quality and latency under varying workloads.

4.2 System Design Overview

Fig. 4 presents an overview of the MoDM system architecture, highlighting its key design components. The system takes a text-based user prompt as **input** and generates an image as **output**. To optimize real-time text-to-image generation with diffusion models, our approach integrates cache-aware request scheduling and dynamic model selection.

The **Request Scheduler** manages the flow of incoming image generation requests, ensuring efficient resource utilization. Upon receiving a request, it generates a text embedding using a CLIP model hosted by the scheduler. This embedding is then analyzed to determine if a cached image closely matches the request, as detailed in §5.2. If a sufficiently close match is found, the scheduler retrieves the cached image, enabling content reuse and reducing computational overhead. For cache-hit requests, the scheduler dynamically adjusts the number of de-noising steps based on the text-to-image similarity score, resuming the generation process from a later stage with lower computation. If no suitable cached image is identified, the request is marked as a cache miss and undergoes full inference.

To meet DG#1 and optimize throughput, an underlying design principle in MoDM is to **serve cache-hit requests with a small model** (more details in §5.1), which *reduces latency while maintaining the quality of the generated image through cached content*. **Cache-miss requests are handled by a larger model**, ensuring high image *generation quality* with full inference from scratch. The scheduler directs each request to the appropriate queue: cache-hit requests go to the *cache hit queue*, where a refined image is generated with fewer diffusion steps, while cache-miss requests are sent to the *cache miss queue* for full synthesis. Additionally, to meet DG#3, the scheduler manages the cache by storing newly generated images and removing older ones, ensuring efficient memory usage and maintaining content diversity.

The **Global Monitor** continuously tracks request patterns and system load in real time, leveraging data from the request scheduler to optimize model allocation across GPU workers. To meet DG#4, a *PID (Proportional-Integral-Derivative) controller* dynamically adjusts GPU allocation based on key metrics such as request rate, cache hit rate, and de-noising step distribution. The system strategically balances between model variants, with larger models handling full inference for high-quality outputs and refinements, while smaller models focus solely on efficient refinements of cached images. By adapting to workload fluctuations, the global monitor ensures optimal resource distribution, preventing resource underutilization while maintaining quality. These design details are discussed in §5.3.

The **Workers** execute image generation tasks in parallel across multiple GPUs, each hosting a model variant based on the global monitor’s allocation and dynamically switching models as needed. While the workers running larger models

Table 1. Notations used in this design.

Symbol	Description
H_{cache}	Cache hit rate in the last monitoring period.
T	Total de-noising steps
K	Number of de-noising steps skipped
$P(K = k)$	Fraction of cache-hit requests assigned to refinement step k
R	Recorded request rate in the last monitoring period (requests per minute).
W_{hit}	Cache-hit workload.
W_{miss}	Cache-miss workload.
N	Total number of GPU workers.
P_{small}	Profiled throughput of the small model (requests per minute per GPU).
P_{large}	Profiled throughput of the large model (requests per minute per GPU).
N_{small}	Number of allocated small models.
N_{large}	Number of allocated large models.
K_p, K_i, K_d	PID tuning parameters for dynamic resource allocation.

handle both cache-hit and cache-miss requests, they prioritize cache-miss requests to optimize throughput, as these require full inference and have significantly higher latency. In contrast, workers running smaller models exclusively process cache-hit requests, focusing on efficient refinement to minimize system-wide latency. This dynamic task assignment and model switching strategy ensures optimal GPU utilization, maintaining high throughput while balancing the image generation quality to meet **DG#1** and **DG#2**.

5 MoDM Design Details

In this section, we present the detailed design of MoDM, addressing four key research questions. (1) How to use cached images for generation by applying a subset of de-noising steps with a small model? (2) How to effectively retrieve items from the cache and determine the optimal number of de-noising steps for a given prompt? (3) What is the role of the global monitor in managing GPU resources and model allocation to optimize efficiency under varying load conditions? (4) How does the request scheduler manage the image cache to ensure efficient system performance? The notations used in this section are explained in Table 1.

5.1 Generation using Cached Image with Reduced De-Noising Steps

Upon receiving a request, the request scheduler uses the prompt embedding to check for a sufficiently similar image in the cache. If a match is found, MoDM retrieves the image, adds noise to it by a pre-determined amount, and finally uses a diffusion model to de-noise the image for the given prompt. The key idea is to augment with sufficient noise to generate a new image, enabling the system to skip de-noising steps.

Given a query embedding q , the system retrieves the most relevant cached image by computing the cosine similarity between the query embedding and cached image embeddings (following §3.2). The similarity score is defined as:

$$S(q, I^*) = \frac{q \cdot e_{I^*}}{\|q\| \|e_{I^*}\|} \quad (1)$$

where e_{I^*} is the embedding of the cached image I^* , extracted using a pretrained CLIP image encoder. Retrieval is performed only if the similarity score $S(q, I^*)$ exceeds a predefined threshold τ , which is treated as a hyperparameter controlling the trade-off between retrieval precision and recall. Rather than using the retrieved image directly, the system reintroduces noise using the same scaling method as image-to-image diffusion, enabling the image to re-enter the de-noising process at an intermediate timestep. This approach allows for refinement of the retrieved image, ensuring better alignment with the request while preserving computational efficiency. Given a target timestep t_k , the noisy image \tilde{I} is generated using the diffusion model’s noise schedule:

$$\tilde{I} = \sigma_{t_k} \cdot \epsilon + (1 - \sigma_{t_k}) \cdot I^*, \quad (2)$$

where σ_{t_k} is the noise scaling factor retrieved from the diffusion model’s noise schedule $\text{sigmas}[t_k]$, $\epsilon \sim \mathcal{N}(0, I)$ is Gaussian noise sampled from a standard normal distribution, and I^* is the retrieved image.

The system then runs the diffusion model for the remaining $T - k$ steps, skipping the initial k de-noising iterations. This step refines the retrieved image to match the new request. Since the retrieved image shares high-level features with the target, running only the later de-noising steps allows controlled adjustments to colors, textures, and details without regenerating the image from scratch. By avoiding redundant computation, this method significantly reduces inference cost while preserving high image fidelity.

The choice of k is determined dynamically based on the similarity between the retrieved image and the new request (§5.2). A higher similarity score indicates that the retrieved image closely matches the new prompt, requiring fewer modifications to align with the desired output. In such cases, a larger k is selected to skip more de-noising steps and reduce latency. Conversely, for lower similarity, a smaller k is used to allow more iterative refinement.

With H_{cache} to be the cache hit rate with C_{gen} denoting the total compute cost for generating a new image from scratch using the large model. Each request requires a total of T de-noising steps with cache hits only requiring $T - k$ steps. The computation saved per cache-hit request, weighted by the distribution of different diffusion steps K , is:

$$C_{\text{saved}} = H_{\text{cache}} \sum_{k=0}^T \frac{k}{T} C_{\text{gen}} P(K = k). \quad (3)$$

Instead of running the large model for refinement, our system can offload cache-hit refinements to a smaller model, which performs the remaining $T - k$ steps at a significantly lower cost. Let C_{small} denote the compute cost of the small model per step relative to the large model. The total compute savings, considering the distribution of K , is:

$$C_{\text{total_saved}} = H_{\text{cache}} \sum_{k=0}^T P(K=k) \left(\frac{k}{T} C_{\text{gen}} + \frac{T-k}{T} (C_{\text{gen}} - C_{\text{small}}) \right). \quad (4)$$

Since the small model also performs only the remaining $T - k$ steps, its impact on total compute savings depends on how much cheaper each step is relative to the large model. The larger the gap between C_{gen} and C_{small} , the greater the additional efficiency gained by refinement offloading.

5.2 Cache Retrieval and k Selection

Since our system caches full images rather than latents, we can generate intermediate states for any k by applying controlled noise to the cached image. To balance computational efficiency and generation diversity, we restrict k to choose from a discrete set of N values (where $N = 6$ in our case), $\mathcal{K} = \{5, 10, 15, 20, 25, 30\}$. This selection ensures efficient refinement while covering a sufficient range of de-noising steps to maintain high-quality generation. Given that a full generation requires ($T = 50$) de-noising steps, we cap k at 30 to prevent excessive similarity between refined outputs while still achieving significant computational savings.

To ensure that cached image refinements maintain a sufficiently high level of quality, MoDM follows a quality-constrained retrieval policy. Specifically, we enforce that the quality of an image generated from a retrieved cached image using a small model must be at least α times the quality of an image generated from scratch using a large model, where $\alpha \leq 1$ is the quality degradation factor controlling the allowable trade-off between efficiency and output fidelity:

$$Q_{\text{cache-hit}}(k) \geq \alpha \cdot Q_{\text{full-gen}}. \quad (5)$$

We conduct an empirical evaluation to determine appropriate cache hit thresholds τ and k selection values. We generate 10000 images from DiffusionDB [3] using a large model and then performed refinements starting at different k steps ($k \in \{5, 10, 15, 20, 25, 30\}$), selecting the most semantically aligned cached image from a cache of 100000 stored images. We set a strict quality constraint of $\alpha = 0.95$. While this analysis is inspired by prior work [6], the key difference is that we rely on text-to-image similarity for retrieval based on §3.2 instead of earlier text-to-text similarity attempt.

We present a detailed analysis of these results in Fig. 5a, illustrating the relationship between the similarity score between the query and retrieved image, the selected k , and the final image quality. For a fixed k , as the text-image similarity increases, the final image quality also improves. Furthermore, for the same text-image similarity, a smaller k involves more refinement to the retrieved image, resulting in higher final image quality but lower computational savings. The figure also marks the quality degradation parameter α , and for each k , we determine the lowest possible text-image similarity that ensures the final image quality remains above α , using this value as the cache hit threshold for that specific k . Fig. 5b

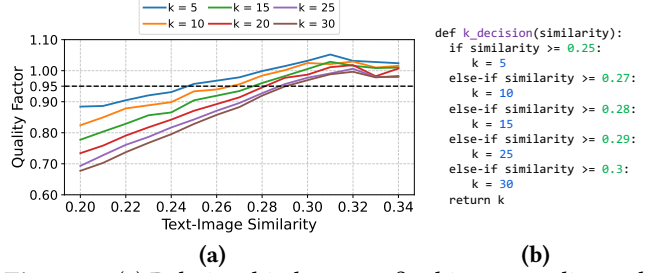


Figure 5. (a) Relationship between final image quality and text-image similarity across different k , (b) logic for determining k based on text-to-image similarity.

presents the decision process for determining k based on similarity. This ensures that MoDM maximizes computational savings while maintaining the required image quality.

Cache Threshold Selection. MoDM utilizes text-to-image similarity (CLIP score) to achieve higher cache utilization while maintaining a stringent quality factor ($\alpha \geq 0.95$) compared to NIRVANA’s text-to-text similarity-based method for ($\alpha \geq 0.90$). Although NIRVANA applies high thresholds (0.65-0.95) on text-to-text similarity, this measure does not directly account for the perceptual fidelity between the input prompt and generated images. In contrast, CLIP scores explicitly capture semantic alignment between text and images, providing a more accurate representation of the final visual output’s relevance to the user’s query. Consequently, even with lower numerical thresholds (from 0.25 to 0.3), MoDM achieves better cache utilization by targeting semantically similar images, better matching the user’s intent.

Performance of Cache Retrieval. MoDM performs text-to-image similarity computations on the GPU with minimal overhead. First, image embeddings require very little memory: storing 100000 image embeddings consumes just 0.29 GB. Second, cosine similarity computation is highly optimized for GPUs, as it involves element-wise normalization and matrix multiplication, both of which are efficient operations. The latency of cache retrieval, therefore, is negligible, taking only 0.05 seconds for 100000 cached images, whereas the de-noising process takes over 10 seconds. This ensures that similarity checks remain lightweight and do not become a bottleneck in cache retrieval.

5.3 Resource Management using Global Monitor

A large-scale serving framework must leverage multiple GPUs to efficiently handle high request volumes. Since diffusion models are computationally intensive, a single model running on a single GPU would quickly become a bottleneck under heavy workloads. To achieve high throughput, a serving system distributes requests across multiple GPUs, allowing concurrent execution of multiple inference tasks. MoDM introduces a mixture-of-models design to balance latency and image quality. This necessitates a resource management system that efficiently allocates GPU workers between large

and small models to balance request throughput, latency, and quality. In specific we present two operational modes.

- **Quality-Optimized Mode:** MoDM aims to meet the request rate while maintaining the highest image quality.
- **Throughput-Optimized Mode:** MoDM maximizes throughput, ensuring the highest number of processed requests while still maintaining acceptable image quality.

5.3.1 Quality-Optimized Mode. In this mode, the resource management system dynamically allocates available GPU workers between large and small models to (1) meet the request rate requirement and (2) maintain image quality as high as possible. The system determines the optimal number of large N_{large} and small N_{small} models based on real-time metrics such as the cache hit rate, the distribution of cache-hit refinement steps k , and the request rate R . Each GPU (a worker) can only host one model at a time, imposing

$$N_{\text{large}} + N_{\text{small}} \leq N. \quad (6)$$

The system must also satisfy the following constraints to ensure compliance with the latency objectives.

Cache Miss Throughput Constraint. Since cache-miss requests require full image generation and can only be processed by large models, the aggregate throughput of all large models must be at least the workload required to process cache miss requests at a given request rate.

$$N_{\text{large}}P_{\text{large}} \geq W_{\text{miss}} = (1 - H_{\text{cache}})R. \quad (7)$$

Cache Hit Throughput Constraint. Cache hit requests are processed using either a large or a small model; the amount of work depends on the selected refinement step k . The effective workload for cache hit requests depends on the portion of requests assigned to different k -values:

$$W_{\text{hit}} = H_{\text{cache}}R \sum_{k \in \mathcal{K}} P(K = k) \left(1 - \frac{k}{T}\right). \quad (8)$$

To ensure the system meets this workload demand, the remaining throughput from large (after serving cache-miss requests) and the small models must *together* be at least the cache-hit workload.

$$(N_{\text{large}}P_{\text{large}} - W_{\text{miss}}) + N_{\text{small}}P_{\text{small}} \geq W_{\text{hit}}. \quad (9)$$

Optimization Objective. To maintain the highest possible image quality, we maximize the number of large models N_{large} , subject to the constraints in Eqs. (5)–(8):

$$\max_{N_{\text{large}}, N_{\text{small}}} N_{\text{large}}, \quad s.t. \quad \text{Constraints (6)–(9)}. \quad (10)$$

5.3.2 Throughput-Optimized Mode. In this mode, all cache miss requests are processed using a large model, while all cache hit requests are processed using a small model. This strategy minimizes the total computational workload by leveraging the efficiency of small models for all refinement tasks. To achieve the highest possible throughput, the system

balances the allocation of large and small models based on the ratio of cache-hit and cache-miss workloads. Since all cache-hit requests are processed by a small model, the cache-hit workload should be adjusted to account for the difference in throughput between large and small models. The weighted cache-hit workload is computed as:

$$W_{\text{hit}}^{\text{weighted}} = \frac{W_{\text{hit}}}{P_{\text{small}}/P_{\text{large}}}. \quad (11)$$

Here, W_{hit} is calculated in Eq. (8).

The number of large models needed based on workload:

$$N_{\text{large}} = \frac{W_{\text{miss}}}{W_{\text{hit}}^{\text{weighted}} + W_{\text{miss}}} \times N. \quad (12)$$

where N represents the total number of available workers and W_{miss} is calculated in Eq. (7).

To achieve our design objective, we develop the Global Monitor algorithm (shown in Algorithm 1). The algorithm begins by analyzing request patterns from the previous recording period to compute two key workloads: the cache miss workload, which consists of requests that bypass the cache and must be fully processed by large models, and the cache hit workload, which includes requests that retrieve an image from the cache and require additional refinement.

For quality-optimized mode, the algorithm first computes the minimum number of large models required to meet the cache miss throughput constraint (Eq. 7), ensuring sufficient capacity for full image generation. It then iteratively increases the number of large models while verifying that the combined throughput of the remaining large and small models remains sufficient to handle the cache hit workload (Eq. 9). This process continues until the cache-hit workload constraint is violated, aligning with the optimization objective in Eq. 10.

For throughput-optimized operation, the system first computes the weighted cache hit workload to account for differences in throughput between large and small models. It then balances the allocation of large and small models proportionally to workload demands, ensuring an optimal distribution. This approach enables efficient scaling while preventing resource underutilization.

After obtaining the heuristic-based initial allocation for either mode, the PID controller acts as a stabilizer to maintain stability in resource allocation. It continuously adjusts the number of large models based on real-time demand fluctuations, ensuring smooth adaptation to changing workload conditions. With carefully tuned parameters ($K_p = 0.6$, $K_i = 0.05$, $K_d = 0.05$), the controller refines the initial allocation by dampening rapid changes, preventing abrupt shifts or oscillations in GPU allocation. This hybrid approach leverages the efficiency of heuristics for quick decision-making while utilizing PID to enforce gradual, stable adjustments,

Algorithm 1 Global Monitor for Dynamic Model Allocation

Require: Number of GPUs N , PID parameters (K_p, K_i, K_d) , large model throughput P_{large} , small model throughput P_{small} , total denoising steps T , cache hit rates H_{cache} , request rate R , refinement step distribution k_{rates}

Ensure: Dynamic allocation of large and small models to balance request load

```
1: Initialize PIDController with  $K_p, K_i, K_d$ 
2: // Compute cache miss workload
3:  $\text{miss\_workload} \leftarrow (1 - H_{\text{cache}}) \times R$ 
4: // Compute refinement workload factor
5: For each  $k$ ,  $\text{rate}$  in  $k_{\text{rates}}$ .items():
6:    $F_{\text{refine}} \leftarrow F_{\text{refine}} + \text{rate} \times \left(1 - \frac{k}{T}\right)$ 
7: // Compute hit workload
8:  $\text{hit\_workload} \leftarrow H_{\text{cache}} \times R \times F_{\text{refine}}$ 
9: If Quality-Optimized Mode:
10:  // Compute minimum number of large models
11:   $\text{num\_large} \leftarrow \lceil \text{miss\_workload} / P_{\text{large}} \rceil$ 
12:  // Search for the maximum possible number of large models
13:  While  $\text{num\_large} \leq N$  do
14:     $\text{available\_throughput} \leftarrow \text{num\_large} \times P_{\text{large}} - \text{miss\_workload}$ 
15:     $\quad + (N - \text{num\_large}) \times P_{\text{small}}$ 
16:    If  $\text{available\_throughput} \geq \text{hit\_workload}$  then
17:      Increase  $\text{num\_large}$  by 1 and continue
18:    Else
19:      Decrease  $\text{num\_large}$  by 1 and break
20:  Else If Throughput-Optimized Mode:
21:  // Compute weighted cache-hit workload
22:   $\text{hit\_workload\_weighted} \leftarrow \text{hit\_workload} \times \frac{P_{\text{large}}}{P_{\text{small}}}$ 
23:  // Compute number of large models based on workload ratio
24:   $\text{num\_large} \leftarrow \left( \frac{\text{miss\_workload}}{\text{hit\_workload\_weighted} + \text{miss\_workload}} \right) \times N$ 
25:  // Apply PID adjustment to current_num_large
26:   $\Delta_{\text{large}} \leftarrow \text{PIDController.compute}(\text{num\_large}, \text{current\_num\_large})$ 
27:   $\text{current\_num\_large} \leftarrow \text{current\_num\_large} + \Delta_{\text{large}}$ 
28:  // Compute final allocations
29:   $N_{\text{large}} \leftarrow \max(1, \min(\text{round}(\text{current\_num\_large}), N))$ 
30: Return
31:  $\text{model\_allocation} \leftarrow [\text{"large"}] \times N_{\text{large}} + [\text{"small"}] \times (N - N_{\text{large}})$ 
```

ensuring both responsiveness and robustness in dynamic serving environments.

5.4 Cache Maintenance

To maintain cache relevance, we explore trade-offs between different cache maintenance strategies. While prior work [6] adopts a utility-based approach, we investigate whether a simpler sliding window-based strategy can be equally effective. In this sliding window approach, newly generated images update the cache while the oldest images are discarded, effectively following a FIFO management policy. Our findings indicate that this FIFO-based strategy performs well. Using the DiffusionDB [3] production dataset, we analyze the temporal correlation between requests, measuring the time gap between a new request and its corresponding retrieved image. Fig. 13 (relocated to §A.1 due to space limitation) presents this data, revealing that over 90% of cache-hit requests retrieve images cached within four hours of the new request. This aligns with user behavior, as many users iteratively prompt diffusion models with similar text variations to refine generated content. Beyond its quantitative benefits, this policy also helps maintain content diversity in the cache. In contrast, a utility-based cache can lead to high reuse of a small subset of images, biasing future image generations. Based on both qualitative and quantitative analysis, MoDM adopts a *simple yet effective FIFO-based cache maintenance*.

As inference serving progresses in production, a key design decision is whether to cache only images generated by the large model or to include those generated by both the small and large models. To address this, we evaluate whether caching images produced by the small model maintains image generation quality. §A.5 provides a detailed quantitative analysis, demonstrating that caching images from the small model does not degrade generation quality. Combined with the earlier observation that temporally proximate requests benefit caching, our findings indicate that caching all images—regardless of model size—enhances overall system performance without compromising quality. Based on this, MoDM *caches all images* generated at runtime.

5.5 Model-Agnostic Caching for Flexible Serving

Prior works [5–8] improve diffusion model inference using caching but rely on internal, model-specific features (e.g., latent representations, activations, image patches), restricting them to a single model for serving. In contrast, MoDM caches final images based on §3.1, a universal representation compatible across multiple model families. This allows MoDM to serve requests with different diffusion models, dynamically balancing performance and quality to adapt to workload demands, SLOs, and image quality constraints.

6 Evaluation Methodology

Implementation and Hardware. We implement MoDM, our inference-serving system, in Python using PyTorch [24], featuring a request scheduler, global monitor, and worker management via a single process. Node communication is handled by PyTorch RPC [25], enabling efficient distributed deep learning. MoDM is deployed on two hardware configurations: a single server with four NVIDIA A40 GPUs (48GB memory) and a 16-node cluster, each node equipped with four AMD MI210 GPUs (64GB memory).

Models and Workloads. We evaluate MoDM using three models: large model: Stable Diffusion 3.5-Large (8 billion parameters), and small models: Stable Diffusion XL (3 billion parameters), and SANA-1.6B to demonstrate cross-model compatibility. Stable Diffusion 3.5-Large and SANA-1.6B run in BF16 precision, while Stable Diffusion XL uses FP16 as per the developer’s default recommendations. All models use $T = 50$ denoising steps and generate 1024×1024 images for consistency. For evaluation, we use DiffusionDB [3], a real-world production dataset with 2 million images, and MJHQ [26], a high-quality dataset of 30k MidJourney-generated images.

System Performance. We use the following metrics.

Maximum Throughput: We compare the highest throughput achieved by different baselines assuming that there enough number of requests to keep the system busy.

Service Level Objective (SLO) Compliance: We analyze the system’s ability to meet predefined latency thresholds

under varying request rates. Specifically, we evaluate compliance with two SLO requirements: latency within $2\times$ and $4\times$ that of the large model (Stable Diffusion-3.5-Large) inference.

Tail Latency: We measure the **99th percentile latencies** to capture the worst-case response times and ensure system stability under load.

Maximum Load: We determine the highest sustainable request rate the system can handle while maintaining acceptable latency and quality of service.

Image Quality. Two metrics are used for quality.

CLIP Score [12]: Measures the alignment between the generated image and its corresponding prompt, providing an assessment of semantic accuracy.

FID (Fréchet Inception Distance) Score [13]: Quantifies the similarity between generated and groundtruth images comparing their feature distributions.

Baselines. We compare against the following baselines.

Vanilla System: An inference-serving system where every request is fully processed by the large model without leveraging cached images or retrieval mechanisms. This represents a traditional approach to serving diffusion models.

NIRVANA [6]: A caching-based diffusion inference system that improves efficiency by reusing previously generated images to reduce redundant computation.

Experimental Setup. Fig. 6 shows the overall hit rate across all 2 million requests from DiffusionDB with two different cache sizes. The hit rate remains consistent across both settings, indicating that conducting experiments on a subset of the dataset provides a generalizable result.

Throughput Experiments: We conduct experiments with 10000 requests from each dataset, using a cache of 10000 images generated by the large model. Unlike latency experiments, these tests focus solely on measuring maximum system throughput, ignoring timestamps. Additionally, we perform a scalability study w.r.t. GPU resources.

Latency and SLO Experiments: To evaluate tail latency and SLO compliance, we use the DiffusionDB dataset, sorting them by arrival time. We assign timestamps to requests using a Poisson distribution under different request rates to study the performance of the system under varying load.

Image Quality Comparison: To assess image quality, we generate 10000 cached images per dataset in a warm-up phase, then serve another 10000 requests, retrieving cached images when possible. This experiment runs in throughput-optimized mode, representing the worst-case image quality scenario (§5.3). For FID, we generate four sets of 10000 images using the large model with same requests, different seeds, randomly selecting ground truth for comparison.

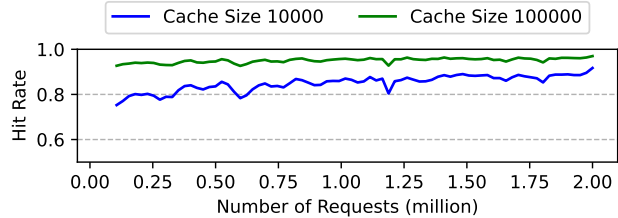


Figure 6. Hit rate of MoDM for DiffusionDB.

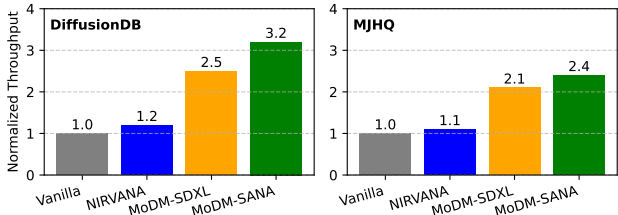


Figure 7. Throughput of different baselines normalized to Vanilla (Stable Diffusion-3.5-Large) on two datasets.

7 Evaluation Results

We evaluate the performance of MoDM using a variety of metrics including throughput, adaptability to varying request rates, scalability with respect to GPU resources, SLO compliance, and the quality of image generation¹.

7.1 Throughput Evaluation

Fig. 7 compares the normalized throughput of MoDM with baselines for DiffusionDB and MJHQ datasets, using a cache size of 10000 images. When running the real-world DiffusionDB workload, MoDM achieves a $3.2\times$ throughput improvement when using SANA as the small model and $2.5\times$ improvement when using SDXL. However, on MJHQ, a non-real-world dataset where the subsequent requests are less correlated, the cache hit rate decreases, resulting in a relatively lower speedup. The high speedup achieved in MoDM is attributed to using a smaller model to reduce computation and skipping de-noising steps.

Fig. 8 compares cache hit rates and skipped de-noising steps between NIRVANA and MoDM using DiffusionDB (see §A.4 for the MJHQ dataset). We evaluate MoDM under two configurations: (1) caching only images generated by the large model when a cache miss occurs (MoDM cache-large) and (2) caching both cache-miss images and refined cache-hit images from both small and large models (MoDM cache-all). Cache hit rates are assessed across three cache sizes: 1000, 10000, and 100000.

The results highlight four key insights. *First, MoDM achieves higher cache hit rates than NIRVANA.* This improvement stems from our sliding window-based cache maintenance policy, which better accommodates similar requests occurring in

¹Profiling results may vary across different software stack and configurations. The preliminary results presented here are specific to the evaluation framework used in this study for representative academic purpose.

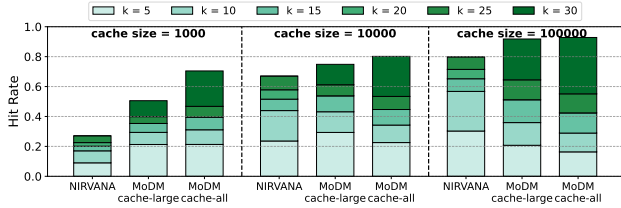


Figure 8. Comparison of cache hit rates for NIRVANA and MoDM for the DiffusionDB dataset [3].

close temporal proximity (§5.4), and our text-to-image similarity based retrieval policy, which enhances visual alignment with prompts (§3.2). *Second, our text-to-image retrieval strategy increases the number of skipped de-noising steps.* A higher k value (dark green portion) indicates more skipped steps, leading to substantial computational savings.

Third, caching images from both small and large models further improves cache hit rates. This is expected, as caching all images better serves temporally adjacent requests, whereas caching only large-model-generated images results in missed opportunities. Additionally, as shown in §A.5, caching images generated by the small model does not degrade image quality, justifying this design choice from a quality standpoint. *Fourth, a cache size of 100000 is sufficient to achieve a high hit rate of 92.8%.* This insight informs our design decision to balance cache size with hit rates while minimizing cache management and retrieval overhead. Notably, this is much smaller than prior work [6].

Fig. 9 illustrates how MoDM handles an increasing request rate, ranging from 6 to 26 requests per minute. This experiment was conducted using 16 MI210s. The vanilla system reaches a maximum throughput of approximately 10 requests per minute, while NIRVANA achieves a 20% improvement. However, as the request rate continues to rise, only MoDM is able to sustain the required throughput. Between 12 and 22 requests per minute, MoDM uses SDXL as the small model for efficiency. Beyond 22 requests per minute, even SDXL cannot meet demand. To address this, MoDM dynamically switches the small model from SDXL to SANA, further increasing throughput. **This adaptive model selection allows MoDM to maintain stable performance by dynamically balancing image quality and latency, effectively handling diverse use cases like varying SLO demands and quality requirements. No prior state-of-the-art work offers such a broad and flexible trade-off between latency and quality.**

To evaluate MoDM’s scalability, we analyze how throughput improves with respect to GPU resources. Fig. 10 demonstrates super-linear scalability on MI210s, indicating that MoDM effectively utilizes available resources and remains adaptable to larger clusters without bottlenecks. The observed super-linear scalability arises from the fact that, with more GPUs, requests are processed at a faster rate. As a result,

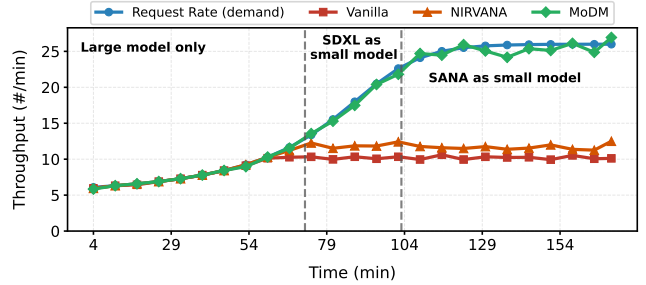


Figure 9. System throughput under increasing request rates.

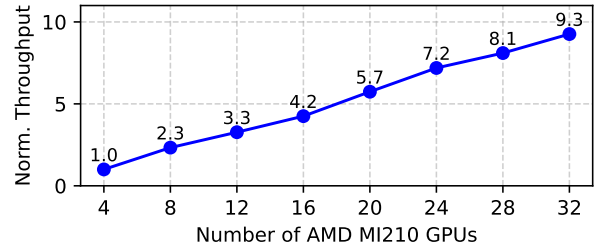


Figure 10. Scalability of MoDM with increasing #GPUs.

within a given time period, a greater number of generated images are added to the cache, leading to a higher cache hit rate. This increased cache efficiency further boosts throughput, reinforcing the benefits of scaling multiple GPUs.

7.2 SLO Compliance

Figs. 11 and 12 depict the SLO violation rates across different baselines. We evaluate SLO violations under two conditions: (1) when the generation latency exceeds $2\times$ that of the large model (Stable Diffusion-3.5-Large), as shown in Fig. 11, and (2) when it surpasses $4\times$ the large model’s latency, as shown in Fig. 12. Both figures compare SLO violations across varying request loads for two hardware configurations: 4 NVIDIA A40s and 16 AMD MI210s. *The results demonstrate MoDM’s ability to sustain significantly higher request loads without violating SLO, using the same hardware resources.*

At low request rates, all three systems meet SLO requirements with minimal violations. However, as the request rate exceeds 5 requests per minute on A40s and 14 requests per minute on MI210s, SLO violations become predominant in both the vanilla system and NIRVANA. In contrast, MoDM maintains compliance for much higher loads, supporting up to 10 requests per minute on A40s and 22 requests per minute on MI210s under the $2\times$ threshold, and up to 26 requests per minute on MI210s under the $4\times$ threshold. MoDM achieves this by leveraging a combination of large and small models. As shown in Fig. 9, our system adaptively switches to a small diffusion model for inference under high request rates, significantly reducing computational overhead. These results underscore MoDM’s superior efficiency in handling high request loads while minimizing SLO violations. §A.2 in

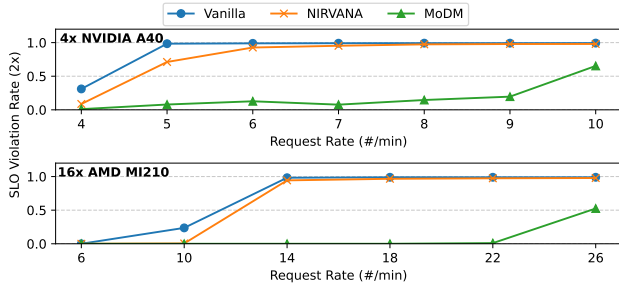


Figure 11. SLO violation rate ($>2\times$ inference latency of Stable Diffusion-3.5 Large) for different request rates.

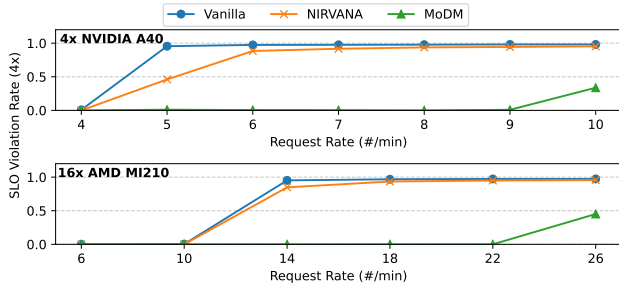


Figure 12. SLO violation rate ($>4\times$ inference latency of Stable Diffusion-3.5 Large) for different request rates.

appendix expands on these results further showing the 99th percentile tail latency values for different baselines.

7.3 Image Quality

Table 2 compares the quantitative generation quality metrics, CLIP [27] and FID [13] scores, of MoDM with different baseline solutions. MoDM achieves a comparable CLIP score to the Vanilla system and NIRVANA, which demonstrates that MoDM does not compromise the semantic alignment while delivering significantly better throughput and lower latency. Compared to the FID scores of standalone small model baselines, SDXL and SANA, MoDM’s is notably lower and close to NIRVANA when the small model is SDXL. The standalone small models may generate distorted objects and defects in their outputs occasionally, resulting in a high FID score compared to the large model that avoids such pitfalls. MoDM maintains quality distribution similar to the large model. Fig. 17 in Appendix shows example images generated via various methods comparing with MoDM, clearly showcasing its high quality image generation ability.

7.4 Additional Results

Due to page limitation, we include additional results in appendix that includes (1) comparison of 99th percentile tail latency of different baselines: §A.2, (2) comparison of energy consumption of different approaches: §A.3, (3) cache

Table 2. Comparison of image quality for different baselines using CLIP score (higher better) and FID score (lower better).

Baseline	DiffusionDB		MJHQ-30k	
	CLIP \uparrow	FID \downarrow	CLIP \uparrow	FID \downarrow
Vanilla (SD3.5L)	28.55	6.29	28.77	5.16
SDXL	29.30	16.29	29.66	12.67
SANA	28.08	19.96	28.83	16.31
NIRVANA	28.02	9.01	28.57	5.37
MoDM-SDXL	28.70	11.85	28.77	7.35
MoDM-SANA	28.01	16.96	28.82	10.51

hit rates for the MJHQ dataset: §A.4, and (4) examples of images generated using different baselines: §A.6.

8 Related Works

Caching Strategies for Diffusion Models. Caching strategies accelerate diffusion models by reducing redundant computation. Works like NIRVANA [6] used latent caching, but it was limited by model-specific constraints and high storage overhead. Approaches like DeepCache [7] and Patched-Serve [5] cached intermediate features and patches, respectively. MoDM innovates by caching final generated images along with CLIP embeddings, offering benefits such as cross-model compatibility, reduced storage, and enhanced semantic alignment through text-image similarity. Unlike SDEdit [28], which focuses on guided image regeneration, MoDM creates new images by leveraging cached content.

ML optimizations. While techniques like progressive distillation [29], structural pruning [30], quantization [31, 32], and patching [33] have been widely adopted in diffusion models, their single-model, training-focused approach lacks the dynamic adaptability needed to handle real-world workload fluctuations effectively. In contrast, MoDM’s mixture-of-models strategy draws on the strengths of Switch Transformers [34] from language models, adapting them for diffusion processes to better address these challenges.

Adaptive steps selection and Query-Aware Model Selection. AdaDiff [35] proposes selecting adaptive denoising steps based on prompt richness, while other works [36–38] explore early exit, fast sampling, or step-skipping techniques. A key innovation of MoDM is using a cached image as a starting point, combined with a dynamic k -selection mechanism that adjusts the number of denoising steps based on CLIP [12] scores and predefined quality constraints. Diff Serve [39] is a query-aware approach for selecting diffusion models, employing a cascading strategy of light and heavy models with a discriminator-based method. This makes it an orthogonal approach to MoDM.

Cloud Serving Infrastructure. MoDM builds on resource management from distributed systems and AI scheduling, incorporating a PID-controlled resource allocator with diffusion-specific metrics. While Kubernetes-based autoscalers [27, 40–43] focus on latency reduction, they lack diffusion model awareness, making them complementary to MoDM and

easy to integrate. Inspired by DNN serving systems [44–46] and cache-aware LLMs [47], MoDM introduces cache-aware queue resource distribution.

9 Conclusions

This paper introduced MoDM, an efficient serving system for diffusion-based text-to-image generation. MoDM *dynamically balances between inference latency and image quality* by leveraging a *mixture of diffusion models*. The key innovation is its cache-based approach: when a new request closely matches a previously generated image, the system retrieves the cached image, reintroduces noise, and refines/de-noises it using a small model, while cache-miss requests are handled by a large model. By strategically combining small and large models, MoDM achieves over 2× higher throughput, ideal scalability with GPU resources, and superior load handling without violating SLO, all while maintaining image quality comparable to large-model inference at a fraction of the cost.

10 Acknowledgments

This work is supported in part by Semiconductor Research Corporation (SRC) as part of the GRC AIHW grant, and AMD AI & HPC Cluster Program.

References

- [1] Adobe unleashes new era of creativity for all with the commercial release of generative ai. 2023.
- [2] Dall-e-2. 2023.
- [3] Zijie J Wang, Evan Montoya, David Munechika, Haoyang Yang, Benjamin Hoover, and Duen Horng Chau. Diffusiondb: A large-scale prompt gallery dataset for text-to-image generative models. *arXiv preprint arXiv:2210.14896*, 2022.
- [4] Felix Wimbauer, Bichen Wu, Edgar Schoenfeld, Xiaoliang Dai, Ji Hou, Zijian He, Artsiom Sanakoyeu, Peizhao Zhang, Sam Tsai, Jonas Kohler, et al. Cache me if you can: Accelerating diffusion models through block caching. In *Proceedings of the IEEE/CVF Conference on Computer Vision and Pattern Recognition*, pages 6211–6220, 2024.
- [5] Desen Sun, Zepeng Zhao, and Yuke Wang. Patchedserve: A patch management framework for slo-optimized hybrid resolution diffusion serving. *arXiv preprint arXiv:2501.09253*, 2025.
- [6] Shubham Agarwal, Subrata Mitra, Sarthak Chakraborty, Srikrishna Karanam, Koyel Mukherjee, and Shiv Saini. Approximate caching for efficiently serving diffusion models. *arXiv preprint arXiv:2312.04429*, 2023.
- [7] Xinyin Ma, Gongfan Fang, and Xinchao Wang. Deepcache: Accelerating diffusion models for free. In *Proceedings of the IEEE/CVF Conference on Computer Vision and Pattern Recognition (CVPR)*, pages 15762–15772, June 2024.
- [8] Xinyin Ma, Gongfan Fang, Michael Bi Mi, and Xinchao Wang. Learning-to-cache: Accelerating diffusion transformer via layer caching. *Advances in Neural Information Processing Systems*, 37:133282–133304, 2025.
- [9] Pratheba Selvaraju, Tianyu Ding, Tianyi Chen, Ilya Zharkov, and Luming Liang. Fora: Fast-forward caching in diffusion transformer acceleration. *arXiv preprint arXiv:2407.01425*, 2024.
- [10] Chang Zou, Evelyn Zhang, Runlin Guo, Haohang Xu, Conghui He, Xuming Hu, and Linfeng Zhang. Accelerating diffusion transformers with dual feature caching. *arXiv preprint arXiv:2412.18911*, 2024.
- [11] Chen-Yi Lu, Shubham Agarwal, Md Mehrab Tanjim, Kanak Mahadik, Anup Rao, Subrata Mitra, Shiv Kumar Saini, Saurabh Bagchi, and Somali Chaterji. Recon: Training-free acceleration for text-to-image synthesis with retrieval of concept prompt trajectories. In *European Conference on Computer Vision*, pages 288–306. Springer, 2024.
- [12] Jack Hessel, Ari Holtzman, Maxwell Forbes, Ronan Le Bras, and Yejin Choi. Clipscore: A reference-free evaluation metric for image captioning. *arXiv preprint arXiv:2104.08718*, 2021.
- [13] Martin Heusel, Hubert Ramsauer, Thomas Unterthiner, Bernhard Nessler, and Sepp Hochreiter. Gans trained by a two time-scale update rule converge to a local nash equilibrium. *Advances in neural information processing systems*, 30, 2017.
- [14] Enze Xie, Junsong Chen, Junyu Chen, Han Cai, Haotian Tang, Yujun Lin, Zhekai Zhang, Muyang Li, Ligeng Zhu, Yao Lu, et al. Sana: Efficient high-resolution image synthesis with linear diffusion transformers. *arXiv preprint arXiv:2410.10629*, 2024.
- [15] Robin Rombach, Andreas Blattmann, Dominik Lorenz, Patrick Esser, and Björn Ommer. High-resolution image synthesis with latent diffusion models, 2021.
- [16] Chitwan Saharia, William Chan, Saurabh Saxena, Lala Li, Jay Whang, Emily L Denton, Kamyar Ghasemipour, Raphael Gontijo Lopes, Burcu Karagol Ayan, Tim Salimans, et al. Photorealistic text-to-image diffusion models with deep language understanding. *Advances in neural information processing systems*, 35:36479–36494, 2022.
- [17] Ian Goodfellow, Jean Pouget-Abadie, Mehdi Mirza, Bing Xu, David Warde-Farley, Sherjil Ozair, Aaron Courville, and Yoshua Bengio. Generative adversarial nets. *Advances in neural information processing systems*, 27, 2014.
- [18] Diederik P Kingma, Max Welling, et al. Auto-encoding variational bayes, 2013.
- [19] Dustin Podell, Zion English, Kyle Lacey, Andreas Blattmann, Tim Dockhorn, Jonas Müller, Joe Penna, and Robin Rombach. Sdxl: Improving latent diffusion models for high-resolution image synthesis. *arXiv preprint arXiv:2307.01952*, 2023.
- [20] Wenhao Li, Xiu Su, Yu Han, Shan You, Tao Huang, and Chang Xu. Adaptive training meets progressive scaling: Elevating efficiency in diffusion models. *arXiv preprint arXiv:2312.13307*, 2023.
- [21] Shuai Yang, Yukang Chen, Luozhou Wang, Shu Liu, and Yingcong Chen. Denoising diffusion step-aware models. *arXiv preprint arXiv:2310.03337*, 2023.
- [22] Alex Nichol and Prafulla Dhariwal. Understanding the role of noise schedules in diffusion models. *arXiv preprint arXiv:2206.00364*, 2022.
- [23] Y. Li et al. Early structure, late refinement: Understanding the progression of denoising in diffusion models. *arXiv preprint arXiv:2305.01234*, 2023.
- [24] Jason Ansel, Edward Yang, Horace He, Natalia Gimelshein, Animesh Jain, Michael Voznesensky, Bin Bao, Peter Bell, David Berard, Evgeni Burovski, et al. Pytorch 2: Faster machine learning through dynamic python bytecode transformation and graph compilation. In *Proceedings of the 29th ACM International Conference on Architectural Support for Programming Languages and Operating Systems, Volume 2*, pages 929–947, 2024.
- [25] Pritam Damania, Shen Li, Alban Desmaison, Alisson Azzolini, Brian Vaughan, Edward Yang, Gregory Chanan, Guoqiang Jerry Chen, Hongyi Jia, Howard Huang, et al. Pytorch rpc: Distributed deep learning built on tensor-optimized remote procedure calls. *Proceedings of Machine Learning and Systems*, 5:219–231, 2023.
- [26] PlaygroundAI. MJHQ-30K Dataset. 2023.
- [27] Daniel Crankshaw, Xin Wang, Guilio Zhou, Michael J Franklin, Joseph E Gonzalez, and Ion Stoica. Clipper: A {Low-Latency} online prediction serving system. In *14th USENIX Symposium on Networked Systems Design and Implementation (NSDI 17)*, pages 613–627, 2017.
- [28] Chenlin Meng, Yutong He, Yang Song, Jiaming Song, Jiajun Wu, Jun-Yan Zhu, and Stefano Ermon. Sdedit: Guided image synthesis and editing with stochastic differential equations. *arXiv preprint arXiv:2108.01073*, 2021.

- [29] Tim Salimans and Jonathan Ho. Progressive distillation for fast sampling of diffusion models. *arXiv preprint arXiv:2202.00512*, 2022.
- [30] Gongfan Fang Xinyin Ma Xinchao Wang. Structural pruning for diffusion models—supplementary materials—.
- [31] Xiuyu Li, Yijiang Liu, Long Lian, Huanrui Yang, Zhen Dong, Daniel Kang, Shanghang Zhang, and Kurt Keutzer. Q-diffusion: Quantizing diffusion models. In *Proceedings of the IEEE/CVF International Conference on Computer Vision*, pages 17535–17545, 2023.
- [32] Yanjing Li, Sheng Xu, Xianbin Cao, Xiao Sun, and Baochang Zhang. Q-dm: An efficient low-bit quantized diffusion model. *Advances in neural information processing systems*, 36:76680–76691, 2023.
- [33] Zhendong Wang, Yifan Jiang, Huangjie Zheng, Peihao Wang, Pengcheng He, Zhangyang Wang, Weizhu Chen, Mingyuan Zhou, et al. Patch diffusion: Faster and more data-efficient training of diffusion models. *Advances in neural information processing systems*, 36:72137–72154, 2023.
- [34] William Fedus, Barret Zoph, and Noam Shazeer. Switch transformers: Scaling to trillion parameter models with simple and efficient sparsity. *Journal of Machine Learning Research*, 23(120):1–39, 2022.
- [35] Hui Zhang, Zuxuan Wu, Zhen Xing, Jie Shao, and Yu-Gang Jiang. Adadiff: Adaptive step selection for fast diffusion. *arXiv preprint arXiv:2311.14768*, 2023.
- [36] Taehong Moon, Moonseok Choi, EungGu Yun, Jongmin Yoon, Gayoung Lee, and Juho Lee. Early exiting for accelerated inference in diffusion models. In *ICML 2023 Workshop on Structured Probabilistic Inference & Generative Modeling*, 2023.
- [37] Zhifeng Kong and Wei Ping. On fast sampling of diffusion probabilistic models. *arXiv preprint arXiv:2106.00132*, 2021.
- [38] Zeyinzi Jiang, Chaojie Mao, Yulin Pan, Zhen Han, and Jingfeng Zhang. Scedit: Efficient and controllable image diffusion generation via skip connection editing. In *Proceedings of the IEEE/CVF conference on computer vision and pattern Recognition*, pages 8995–9004, 2024.
- [39] Sohaib Ahmad, Qizheng Yang, Haoliang Wang, Ramesh K Sitaraman, and Hui Guan. Diffserve: Efficiently serving text-to-image diffusion models with query-aware model scaling. *arXiv preprint arXiv:2411.15381*, 2024.
- [40] Jashwant Raj Gunasekaran, Cyan Subhra Mishra, Prashanth Thirakaran, Bikash Sharma, Mahmut Taylan Kandemir, and Chita R Das. Cocktail: A multidimensional optimization for model serving in cloud. In *19th USENIX Symposium on Networked Systems Design and Implementation (NSDI 22)*, pages 1041–1057, 2022.
- [41] Yunseong Lee, Alberto Scolari, Byung-Gon Chun, Marco Domenico Santambrogio, Markus Weimer, and Matteo Interlandi. {PRETZEL}: Opening the black box of machine learning prediction serving systems. In *13th USENIX Symposium on Operating Systems Design and Implementation (OSDI 18)*, pages 611–626, 2018.
- [42] Neeraja J Yadwadkar, Francisco Romero, Qian Li, and Christos Kozyrakis. A case for managed and model-less inference serving. In *Proceedings of the Workshop on Hot Topics in Operating Systems*, pages 184–191, 2019.
- [43] Chengliang Zhang, Minchen Yu, Wei Wang, and Feng Yan. {MARK}: Exploiting cloud services for {Cost-Effective}, {SLO-Aware} machine learning inference serving. In *2019 USENIX Annual Technical Conference (USENIX ATC 19)*, pages 1049–1062, 2019.
- [44] Arpan Gujarati, Reza Karimi, Safya Alzayat, Wei Hao, Antoine Kaufmann, Ymir Vigfusson, and Jonathan Mace. Serving {DNNs} like clockwork: Performance predictability from the bottom up. In *14th USENIX Symposium on Operating Systems Design and Implementation (OSDI 20)*, pages 443–462, 2020.
- [45] Feng Yan, Yuxiong He, Olatunji Ruwase, and Evgenia Smirni. Efficient deep neural network serving: Fast and furious. *IEEE Transactions on Network and Service Management*, 15(1):112–126, 2018.
- [46] Qiuru Lin, Sai Wu, Junbo Zhao, Jian Dai, Meng Shi, Gang Chen, and Feifei Li. Smartlite: A dbms-based serving system for dnn inference in resource-constrained environments. *Proceedings of the VLDB Endowment*, 17(3):278–291, 2023.
- [47] David Dominguez-Sal, Mihai Surdeanu, Josep Aguilar-Saborit, and Josep Lluís Larriba-Pey. Cache-aware load balancing for question answering. In *Proceedings of the 17th ACM conference on Information and knowledge management*, pages 1271–1280, 2008.
- [48] Jie You, Jae-Won Chung, and Mosharaf Chowdhury. Zeus: Understanding and optimizing GPU energy consumption of DNN training. In *USENIX NSDI*, 2023.

A Appendix

A.1 Timing Analysis Between a New Prompt and its Retrieved Cache Image

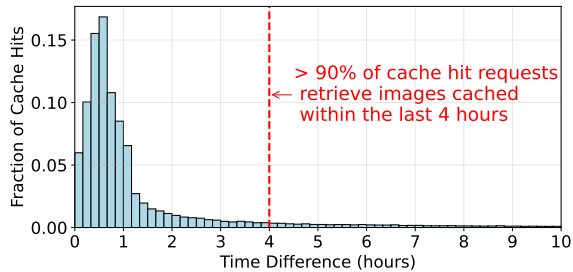


Figure 13. Distribution of time elapsed between new requests and the generation of their retrieved images from the cache.

To evaluate the effectiveness of a simple FIFO-based cache management strategy, we conduct an experiment using the production dataset DiffusionDB [3], which accurately captures the temporal correlation between different prompts. Specifically, we measure the time elapsed between a new prompt that results in a cache hit and the original image generation of its retrieved cached item. Fig. 13 presents the distribution of these time intervals, showing that over 90% of new prompts retrieve images generated within the past four hours. In other words, caching all requests from the last four hours can achieve a high cache hit rate of over 90%, making it feasible to ignore images generated much earlier. This behavior is intuitive, as users often iteratively refine their prompts to better align the generated visual content with their expectations. Based on this quantitative analysis, *MoDM adopts a simple yet effective FIFO-based cache maintenance strategy.*

A.2 Tail Latency Evaluation

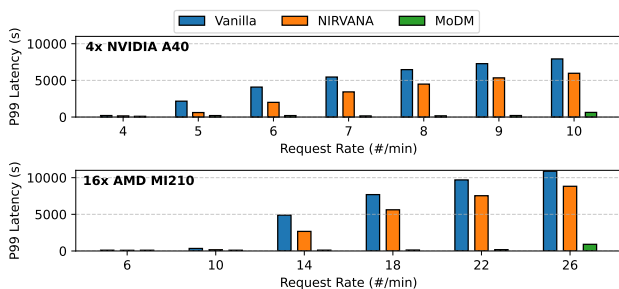


Figure 14. P99 tail latency for varying request rates.

Fig. 14 demonstrates that MoDM significantly reduces the 99th percentile tail latency compared to the vanilla system and NIRVANA. The upper subfigure compares tail latency using 4 A40s. At 4 requests per minute, all three systems

maintain a low tail latency of under 200 seconds. However, as the request rate increases from 4 to 10 requests per minute, the tail latency of the vanilla system and NIRVANA surges past 1000 seconds, making them impractical for real-time serving. In contrast, MoDM can handle significantly higher system loads, supporting up to 10 requests per minute with the given GPU resources. Due to the compute-heavy nature of diffusion model serving, reducing latency beyond this rate requires a substantial increase in GPU resources.

The lower subfigure in Fig. 14 presents tail latency with 16 MI210s. Similarly, both the vanilla system and NIRVANA can only sustain a low tail latency when the request rate does not exceed 10 requests per minute. In contrast, MoDM remains stable at much higher request rates, successfully handling over 20 requests per minute, further demonstrating its robustness and scalability under increasing load.

A.3 Energy Savings

We measure the energy consumption of various baselines using Zeus [48], a Python-based energy measurement toolkit. The proposed methods, MoDM-SDXL and MoDM-SANA, are compared against two references: a standard SD3.5-Large (Vanilla) model and NIRVANA. Fig. 15 presents the energy savings of different systems relative to the vanilla baseline. NIRVANA achieves a modest 23.9% energy improvement, primarily due to skipping de-noising steps. However, these benefits are limited as inference still relies on a single, large model. In contrast, MoDM significantly enhances energy efficiency: (1) MoDM-SDXL, which utilizes the SDXL model for cache-hit requests, achieves a 46.7% energy savings, and (2) MoDM-SANA, which leverages the smaller SANA-1.6B model for cache-hit requests while maintaining comparable image quality, achieves even greater efficiency, reaching 66.3% energy savings. These results underscore two key insights. First, caching image generations from a large base model effectively reduces redundant computational overhead. Second, using lighter, more efficient downstream diffusion models (e.g., SANA-1.6B) further amplifies energy savings.

A.4 Cache Hit Rate Comparison on MJHQ Dataset

Fig. 16 compares the cache hit rates of NIRVANA and MoDM on the MJHQ dataset [26]. The figure evaluates hit rates for two cache sizes: 1000 and 10000 images. A cache size of 100000 is not feasible for this dataset, as it contains only 30000 prompts. Unlike DiffusionDB, MJHQ is not a production dataset, meaning there is no strong temporal correlation between requests. Despite this, Fig. 16 demonstrates that MoDM consistently improves cache hit rates compared to NIRVANA.

Interestingly, the results reveal minimal difference between caching only images from the large model and caching all images. This is because the dataset lacks temporal proximity of similar prompts, making the inclusion of all images

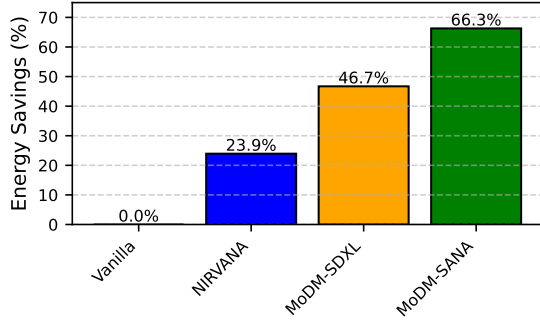


Figure 15. Energy Savings of different baselines normalized to Vanilla (Stable Diffusion-3.5-Large) on DiffusionDB.

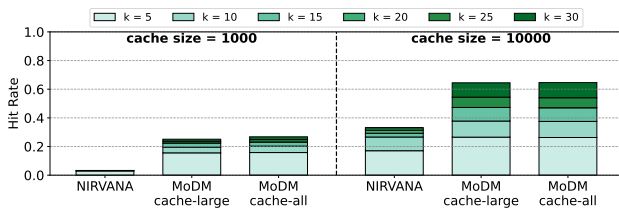


Figure 16. Comparison of cache hit rates for NIRVANA and MoDM for the MJHQ dataset [26]. A cache size of 100k is not shown as the dataset only has 30k prompts.

in the cache less beneficial. Without temporal correlation, caching images generated by a small or a large model provides similar benefits. *This suggests that when prompts submitted in close temporal proximity lack significant similarity, caching only images generated by the large model (cache miss requests in MoDM) is sufficient.* Nonetheless, MoDM’s retrieval and management policies effectively reduce computational overhead, leading to substantial improvements in overall throughput (§7.1).

A.5 Effects of Caching Images Generated by the Small Model

In this section, we evaluate the impact of caching images generated by the small model based on retrieved previously generated images. Specifically, we aim to answer the following question: **Does adding images generated by the small model to the cache preserve the quality of future image generations?** To evaluate the impact of adding cache-hit images to the cache for subsequent retrieval and reuse, we conduct the following experiment. First, we generate 10000 images using Stable Diffusion-3.5 Large (SD3.5L) to warm up the cache. Then, we process another 10000 new requests, attempting to retrieve and reuse images from the cache. If a request results in a cache hit, we proceed with three different generation strategies. The first strategy is to perform full generation, where the cache-hit request is processed by SD3.5L to generate an entirely new image. The second

strategy is to refine the retrieved image using SD3.5L. The third strategy is to refine the retrieved image using SDXL, a smaller and more efficient model.

This process results in three sets of newly generated cache-hit images: one generated directly by SD3.5L without any caching (the golden standard), one refined using retrieved cache-hit images by SD3.5L, and one refined using retrieved cache-hit images by SDXL. We then use these three cache sets separately to serve another 10000 new requests, generating all images using SDXL. Finally, we evaluate the quality of the final generated cache hit images using CLIP score. Our evaluation shows that using directly generated SD3.5L images as cache achieves a CLIP score of 29.63. Using cache-hit images refined by SD3.5L achieves a CLIP score of 28.58, while using cache-hit images refined by SDXL results in a CLIP score of 28.32. The drop in CLIP score is minimal, demonstrating that the images generated by reusing cache-hit images refined by both models maintain high text-image alignment. Considering the boost in cache hit rate by adding these images (more details in §7.1, Fig. 8), this approach proves to be a valuable strategy for improving system efficiency while maintaining image quality. *Based on this quantitative analysis, we make a design decision to cache all images (generated by both small and large models) without degrading the quality of future image generation.*

A.6 Examples of Image Generation

Fig. 17 presents examples of images generated using different serving systems: (1) *SD3.5L*: a large model, Stable Diffusion-3.5-Large (referred to as vanilla in the main text), (2) *SDXL*: a relatively smaller model, Stable Diffusion-XL, (3) *SANA*: a small model, SANA-1.6B [14], (4) *MoDM-SDXL*: the proposed system using SD3.5L as the large model and SDXL as the small model, and (5) *MoDM-SANA*: the proposed system with SD3.5L as the large model and SANA as the small model. The prompts are selected from the DiffusionDB [3] dataset, and MoDM utilizes cached images from previous generations to produce new outputs using a small model. The figure illustrates that the image quality of smaller models, SDXL and SANA, is sometimes inferior to that of the larger SD3.5L model. For instance, for the prompt “A woman sitting...”, SDXL generates an image with incorrect colors of the sofa and French Bulldog. Similarly, for the prompt “Joy of human...”, SANA fails to include a human in the image. In contrast, MoDM maintains image quality by accurately preserving content while benefiting from the reduced latency of small model inference.

A.7 Frequently Asked Questions (FAQs)

In this section, we clarify a few frequently asked questions about our design choices.

Q.1. Why does MoDM use small and large models?

Response: This approach *balances inference latency and image generation quality.* Specifically, we observe that caching

images generated by large models and using them as a starting point for small models to serve prompts with similar visual intentions leads to excellent image quality. §5.1 explains how to generate an image at a reduced cost by utilizing a cached image. The quality degradation is minimal, and in some cases, it even outperforms a standalone model without caching, all while significantly reducing compute and latency. Therefore, the proposed mixture of models approach combines the image quality of large models with the lower latency of small models.

Q.2. How does MoDM maintain compatibility with different model families?

Response: This is made possible by our caching strategy, which caches *final generated images* rather than intermediate features. Final images are more versatile and recognizable across different models and model families. §5.5 explores model-agnostic caching for serving across multiple model families.

Q.3. What does MoDM cache?

Response: We cache *final generated images*.

Q.4. Why do we cache final images and not latent intermediate?

Response: Final images are directly usable and *model independent*, making them universally compatible across all model families. In contrast, intermediate latents vary between models, limiting serving to a single model.

Q.5. How is our approach similar or different from speculative decoding in LLMs?

Response: Speculative decoding differs from caching-based image generation in MoDM. In speculative decoding, a small draft model predicts tokens for text generation, while a large verification model checks and refines them. In contrast, MoDM does not involve verification by a large model. Instead, each prompt is processed by either the small or large

model, depending on cache availability: ensuring efficiency without additional verification overhead.

Q.6. How well do cross-model queries work in MoDM?

Response: We demonstrate cross-model compatibility using two model families: Stable Diffusion and SANA. §7 presents overall throughput and how MoDM utilizes different models to handle high request loads. §7.3 evaluates the image quality produced by different model families. §A.6 provides visual examples of images generated using a mix of models from different families.

Q.7. How are the thresholds on k decided?

Response: §5.2 explains how thresholds on k are determined using text-to-image similarity scores, ensuring a high image quality factor of ≥ 0.95 .

Q.8. Where is the main performance benefit of MoDM coming from?

Response: The significant performance uplift of MoDM is driven by two key factors: (1) skipping a subset of denoising/refinement steps by leveraging cached items, and (2) utilizing a small model for inference when a cache hit occurs.

Q.9. Does MoDM always use a small model to serve a requests that hit in the cache?

Response: To maximize system throughput, MoDM defaults to using a small diffusion model for all requests hitting in the cache (throughput-optimized mode, §5.3). Additionally, MoDM offers flexibility for service providers to prioritize image quality by serving cache hits with a large model **when request rates are low and SLO requirements allow** (quality-optimized mode, §5.3). Fig. 9 illustrates this use-case, showing that when request rates drop below 10 per minute, cache hits can be served by the large model to maximize image quality without violating SLO. However, MoDM can also run in throughput-optimized mode at low request rates if preferred.

Request Prompt	SD3.5L	SDXL	SANA	MoDM-SDXL	MoDM-SANA
Carlos Sainz Jr.					
Horseshoe Bend in Utah Cinematic National Geographic Photoshoot					
Batman holding up a bitcoin					
Joy of human and dog interaction					
A sneaker event with a DJ performing in the middle of the crowd within foot locker shop new balance sneakers on display photorealistic					
A village over a tree in atamas dessert with a lot of vegetation in the night blue lighting with HDR cinematic look Hyperrealistic					
A wine glass full of whipped cream and frogs					
A woman sitting on a black sofa next to her French Bulldog. The French Bulldog is white. The walls of the room are glazed. the room has a view to the garden					
Airport cartoon style pastel					

Figure 17. Generated images for different methods on 10 sample requests.