

Prompt Alchemy: Automatic Prompt Refinement for Enhancing Code Generation

Sixiang Ye*, Zeyu Sun[†], Guoqing Wang[‡], Liwei Guo*, Qingyuan Liang[‡], Zheng Li*, Yong Liu*

*Beijing University of Chemical Technology

Beijing, China

Emails: yesx.sxye@gmail.com, liwei.glw@outlook.com, lizheng@mail.buct.edu.cn, lyong@mail.buct.edu.cn

[†]National Key Laboratory of Space Integrated Information System

Institute of Software, Chinese Academy of Sciences

Beijing, China

Email: zeyu.zys@gmail.com

[‡]Peking University

Beijing, China

Emails: guoqingwang@stu.pku.edu.cn, liangqy@stu.pku.edu.cn

Abstract—Code generation has gained increasing attention as a task to automate software development by transforming high-level descriptions into executable code. While large language models (LLMs) are effective in generating code, their performance heavily relies on the quality of input prompts. Current prompt engineering methods involve manual effort in designing prompts, which can be time-consuming and yield inconsistent results, potentially constraining the efficacy of LLMs in practical applications. This paper introduces Prochemy, a novel approach for automatically refining prompts iteratively to enhance code generation. Prochemy addresses the limitations of manual prompt engineering by automating the optimization process, ensuring prompt consistency during inference, and aligning with multi-agent systems. It iteratively refines prompts based on model performance, using an optimized final prompt to improve consistency and reliability across tasks. We evaluate Prochemy on both natural language-based code generation and code translation tasks using three series of LLMs. Results show that when combining Prochemy with existing approaches, it outperforms baseline prompting methods. It achieves improvements of 5.0% (GPT-3.5-Turbo) and 1.9% (GPT-4o) over zero-shot baselines on HumanEval. For the state-of-the-art LDB, Prochemy + LDB outperforms standalone methods by 1.2–1.8%. For code translation, Prochemy elevates GPT-4o’s performance on Java-to-Python (AVATAR) from 74.5 to 84.1 (+12.9%) and Python-to-Java from 66.8 to 78.2 (+17.1%). Furthermore, considering that the o1-mini model integrates prompt engineering techniques, Prochemy can continue to show good performance among it, further validating its effectiveness in code generation and translation tasks. Additionally, Prochemy is designed to be plug-and-play, optimizing prompts with minimal human intervention and seamlessly bridging the gap between simple prompts and complex frameworks.

Index Terms—Code Generation, Prompt Refinement, Automation

I. INTRODUCTION

CODE generation has become a transformative application in software engineering, allowing the automatic generation of code from high-level descriptions or specifications [1]–

[3]. This capability accelerates the development process and reduces human error by automating repetitive coding tasks. As the demand for efficient software development grows, the use of large language models (LLM) for code generation has become increasingly significant [4].

To effectively use LLM, prompt engineering plays an important role, involving design and refinement of input prompts to optimize model performance and improve the quality of generated code [5], [6]. Early prompt engineering approaches focus on natural language processing tasks, including text generation and sentiment analysis [7], [8]. In these tasks, few-shot learning enables models to adapt to new tasks with minimal examples [9], [10]. The Chain of Thought (CoT) method enhances precision in complex tasks by incorporating reasoning steps into prompts [6]. Recently, researchers who supplement prompts with additional code contextual information [3] or adopting multi-agent system approaches to debugging and regenerating existing code [11], [12], these methods demonstrate improvements in the quality of code results.

Although prompt-based techniques have shown their effectiveness, their limitations become apparent in the realm of code generation. Such tasks often involve intricate contextual demands, and different coding challenges may hinge on specific aspects of the prompt.

However, existing approaches depend on manually crafting optimal prompts, which is time consuming and susceptible to errors. Human intuition often fails to meet the stringent demands of coding standards, which could lead to suboptimal results. Furthermore, human-designed prompts may not align consistently with the specific needs of LLM, which can compromise performance [13].

To mitigate these problems and enhance code generation, the necessity for an automated prompt optimization approach becomes evident. This approach must address two key challenges. The first challenge is **automation**: it should leverage algorithms to analyze coding contexts, automatically gener-

arXiv:2503.11085v1 [cs.SE] 14 Mar 2025

ating prompts that accurately capture the specific needs of LLMs on diverse coding tasks. Once generated, the prompt must be fixed for use during inference, ensuring that it can be reused without adjustments. The second challenge is **compatibility**: the approach should ensure alignment with existing techniques, such as multi-agent approaches. This compatibility will enable integration into current workflows, ultimately enhancing both performance and efficiency in code generation.

To address these challenges, we propose Prochemy (derived from Prompt Alchemy), a novel execution-driven automated prompt generation framework designed to guide LLMs in code generation tasks. For **automation**, Prochemy begins with an initial prompt, such as a zero-shot prompt, and iteratively refines it based on the model’s performance evaluated by execution. This refinement uses a training set derived from existing datasets and their generated variations. The process aims to align the prompt with the needs of LLMs, enhancing its accuracy for specific tasks. After these refinements, the prompt is finalized and set, ensuring it can be reused consistently without further adjustments. For **compatibility**, Prochemy is designed as a plug-and-play approach that integrates seamlessly without requiring any modifications to existing prompt methodologies, such as CoT and multi-agent systems.

We conduct experiments on natural-language-based code generation and code translation tasks using three series of LLMs: the ChatGPT series [9], [14], [15], the Claude series [16], [17], and the DeepSeek series [18]–[20]. Prochemy enhances code generation and translation across LLMs, achieving average gains of +4.04% (zero-shot), +4.55% (chain-of-thought), and +2.00% (multi-turn) on HumanEval/MBPP benchmarks. Correctness-critical variants (HumanEval+/MBPP+) see +4.21–7.76% improvements, with LDB integration reaching state-of-the-art results (96.3% on HumanEval). On LiveCodeBench, Prochemy delivers +14.15% (zero-shot) and +12.28% (chain-of-thought) average gains. For code translation, it achieves +13.68% (Java-Python) and +8.25% (Python-Java) average improvements on CodeNet and AVATAR datasets. Considering that the o1-mini model integrates CoT techniques, we subsequently applied the same Prochemy approach to this model. Prochemy continues to show good performance, further validating its effectiveness in code generation and translation tasks. These results validate Prochemy’s unified framework, which aligns prompts with task requirements and model capabilities without architectural changes, establishing a scalable paradigm for LLM-driven code tasks.

We summarize our contributions in this paper as follows.

- We propose Prochemy, the first approach designed to specifically optimize prompts for code generation tasks. It iteratively refines prompts by analyzing the model’s performance against a training set composed of existing datasets and their generated variations. Prochemy requires only a single training run for a given task. After the optimization process, the prompt is fixed as the final prompt.
- Prochemy is compatible with existing prompt engineering methodologies, offering a plug-and-play solution that in-

tegrates seamlessly into current frameworks. This adaptability allows for its use without requiring modifications to established workflows.

- We conduct extensive empirical validation of Prochemy across multiple datasets and language models, demonstrating consistent improvements in performance for both natural-language-based code generation and code translation tasks. This evaluation confirms the robustness and generalizability of Prochemy across diverse architectural frameworks.

II. RELATED WORK

Fine-tuning large language models (LLMs) for different domains is a daunting task [21], particularly when dealing with the sheer volume of parameters, such as DeepSeek-V3, which contains 671 billion parameters [20]. In response, prompting techniques have emerged as a preferred strategy to adapt LLMs for specific tasks by supplying a specialized prompt [22].

Prompt Engineering for Natural Language. Early efforts in prompt engineering for LLMs revolved around zero-shot and few-shot prompting [9], [10]. In zero-shot prompting, the model is required to generate code directly based on the task description, without any prior examples. This method enables LLMs to tackle diverse tasks but may lack accuracy in more complex scenarios. Few-shot prompting extends this technique by incorporating a few example pairs of tasks and corresponding responses, allowing the model to learn from these samples and adjust its outputs accordingly. This example-based approach enhances the model’s accuracy, leveraging the provided information to guide its reasoning process.

Researchers have advanced prompt engineering to enhance models’ reasoning capabilities. Chain-of-Thought (CoT) prompting [23] instructs models to articulate intermediate reasoning steps, improving performance on tasks that require logical, step-by-step problem-solving. This technique ensures more coherent and accurate handling of complex tasks.

Automated methods like the Automatic Prompt Engineer (APE) automate the optimization of LLM instructions, often exceeding the performance of human-written prompts by refining model behavior to enhance results like informativeness and truthfulness [24]. Similarly, ProTeGi uses gradient descent methodology to optimize prompts automatically, improving task performance by up to 31% [25]. The LLM as the Optimizer (OPRO) method uses LLMs’ natural language understanding to iteratively refine prompts and enhance solution quality. Without relying on gradient-based techniques, it adjusts solutions based on past evaluations, effectively balancing exploration and exploitation to improve problem-solving efficiency [26].

Black-Box Prompt Optimization (BPO) [27] enhances LLM alignment for the natural language processing tasks by optimizing user prompts based on human preferences without modifying model parameters. It boosts model output quality across various tasks and outperforms methods like PPO [28] and DPO [29], offering an efficient and interpretable alignment solution.

Prompt Engineering for Code Generation. In the domain of software engineering, traditional prompt engineering

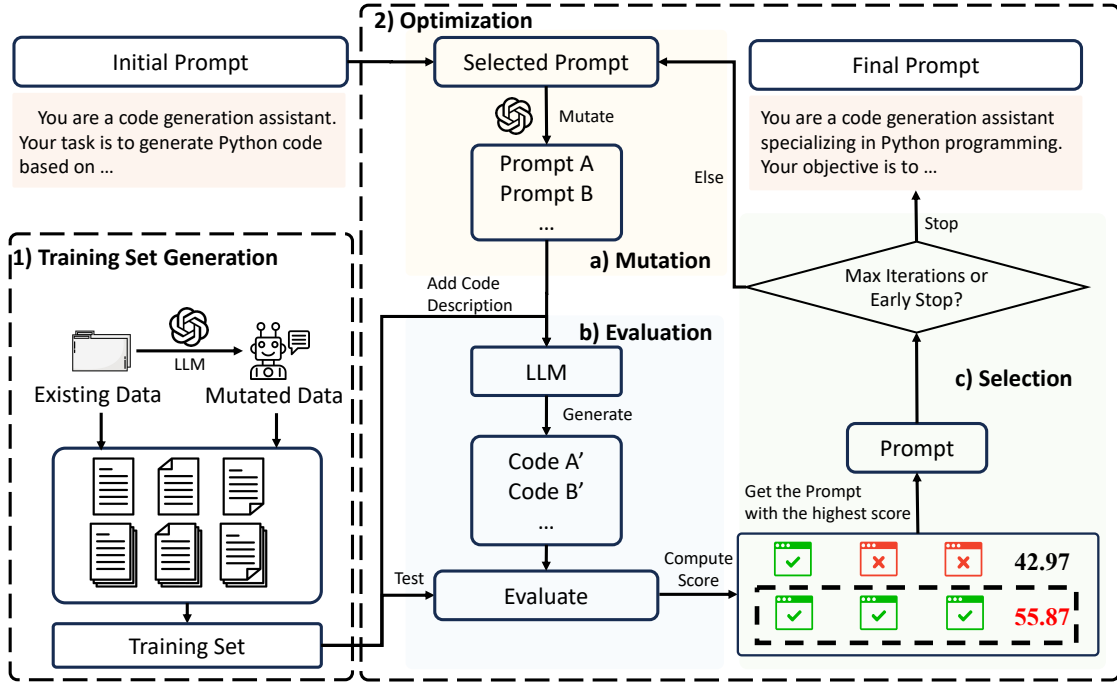


Fig. 1. Overview of Prochemy

methods designed for natural language tasks face limitations due to the need for strict adherence to standards [4].

To overcome these challenges, researchers have developed specialized approaches that integrate structured reasoning and multi-agent systems. For example, SCoT (Structured Chain-of-Thought) leverages program architecture to enhance code generation accuracy by using programmatic structures [3], while agent-based systems like AgentCoder combine specialized agents—such as test designers, executors, and programmers—to automate testing and improve code quality [11]. Self-collaboration frameworks also simulate human software development processes, optimizing models for complex programming tasks [30]. Furthermore, techniques like LDB (Debug-Like-Human) use runtime information and program segmentation to improve debugging [12]. Despite their effectiveness, these methods often struggle with high token consumption, high iteration counts, and limited applicability across different models.

Our approach is designed to create a flexible prompt optimization pipeline that is suitable for a range of models. This pipeline refines prompts by utilizing insights gained from program execution, aiming to discover the most effective discrete prompt for code generation. This approach can be integrated with existing prompt engineering techniques to achieve improved results.

III. APPROACH

A. Overview

To optimize prompts in a plug-and-play manner and iteratively refine them based on the model’s performance, Prochemy involves two steps, as illustrated in Fig. 1: 1) **Training Set Generation** aims to generate the training set

for evaluating the effectiveness of prompts (in Sec. III-B). 2) **Optimization** aims to iteratively refine prompts through three sub-steps III-C: a) **Mutation**—Generates variations of existing prompts to introduce diversity and explore different structures, providing a pool of candidates for further evaluation (in Sec. III-C1). b) **Evaluation**—Assesses the performance of these mutated prompts using the training data, employing a weighted averaging mechanism to determine their effectiveness (in Sec. III-C2). c) **Selection**—Chooses the most effective prompt from the pool based on their evaluated performance, guiding the subsequent mutation process (in Sec. III-C3).

In particular, Prochemy requires only a single training run for a given task. After the optimization process, the prompt is finalized and set as the final prompt. This streamlined approach not only enhances efficiency but also ensures that the refined prompt is tailored for optimal performance and can be reused consistently without further adjustments in the context of the task at hand.

B. Training Set Generation

The training set generation step is designed to create a dataset T that facilitates the indirect evaluation of prompt quality. In the context of code generation, this step constructs the dataset where each data entry $T_i \in T$ consists of an input natural language description $T_i^{(NL)}$ and its corresponding set of executable test cases $T_i^{(test)}$, ensuring that each description is actionable and testable ($T_i = (T_i^{(NL)}, T_i^{(test)})$). This dataset is derived from two primary sources: existing training data from datasets, and new data generated by LLMs through mutation processes applied to pre-existing data.

a) *Existing Data:* For existing data, we construct the training set D_{existing} via implementing a sampling strategy. This

involves randomly selecting samples from existing datasets until K samples are obtained¹.

b) Mutated Data: To enhance the diversity of our training set, we utilize an automated data augmentation mechanism that generates new data through mutations by LLMs. Prochemy employs LLMs to create additional samples by mutating reference data, which is randomly sampled from existing datasets but does not overlap with the previously mentioned existing data D_{existing} . Specifically, the initial input for mutation is a random sample from the existing dataset, ensuring that the mutated data is different from the existing ones.

Formally, we sample L distinct reference data from the existing datasets, ensuring no overlap with D_{existing} . For each reference data, we use the LLM with a specific prompt to mutate it into new samples that are different from the existing data. The specific prompt is as follows: *"You are an expert in software engineering. Please help me generate similar data based on the format provided below. The reference data format is as follows."* This process is repeated K times, resulting in a total of K generated samples. To ensure correctness, each generated sample undergoes validation through two steps: (1) executing the code to verify functional integrity, and (2) evaluating against model-provided test cases. Only samples passing both validation phases are retained. In this paper, we set $K = 10$. The resulting samples are retained as the content of D_{gen} .

The final training set is a combination of these two data sources, denoted as $T = D_{\text{existing}} \cup D_{\text{gen}}$. This training set T serves as the foundation for further evaluation of prompt quality and performance.

C. Optimization

The optimization step of Prochemy focuses on refining prompts iteratively to maximize their effectiveness for code generation tasks. This phase involves three sub-steps, each designed to progressively enhance the quality of prompts through mutation, evaluation, and selection. These iterative cycles are aimed at continuously improving prompt performance, adapting to evolving task requirements, and learning from previous iterations. The process is designed to repeat for a maximum of k_{max} iterations, ensuring thorough exploration while preventing excessive computation. In this paper, k_{max} is set to 10.

1) Mutation: The primary goal of the mutation process is to generate a diverse set of prompts by mutating existing ones. This approach facilitates the creation of a broad range of prompt variations, allowing for a comprehensive exploration and subsequent selection of the most effective prompts to enhance task performance.

This process is achieved by generating a series of modified prompt variants $P_i^{(k)}$ based on prompts selected from the previous iteration. In particular, for the first iteration, the prompt can be set to the simple zero-shot prompt or the well-designed prompt of existing approaches. Each variant $P_i^{(k)}$

retains the core semantic structure but incorporates changes in linguistic or structural elements, allowing for a detailed evaluation of how these variations influence the performance of the LLM. The modifications include adjustments such as rephrasing sentences, refining clarity, or altering the presentation of task instructions.

Formally, given the set of selected prompts $S^{(k-1)}$ from iteration $k-1$ (for the first iteration, $S^{(0)}$ contains only an initial prompt like zero-shot or CoT), the mutation process produces a new set $P^{(k)}$ ($|P^{(k)}| = n$) of prompt variants for iteration k :

$$P^{(k)} = \{P_1^{(k)}, P_2^{(k)}, \dots, P_n^{(k)}\},$$

where each $P_i^{(k)}$ is generated by applying a mutation function m to a randomly sampled prompt $S_j^{(k-1)}$ from the selected set $S^{(k-1)}$:

$$P_i^{(k)} = m(S_j^{(k-1)}), \quad S_j^{(k-1)} \in S^{(k-1)}.$$

The transformation function $m(\cdot)$ introduces variations into the prompts by adding modifications to the original prompt $S_j^{(k-1)}$. These changes are designed to explore different expressions while preserving the original intent of the prompt. The specific prompt is as follows: *You are an expert prompt engineer. Please help me improve the given prompt to get a more helpful and harmless response.*

2) Evaluation: The evaluation process systematically assesses the effectiveness of mutated prompts by analyzing execution results of their generated code implementations, including metrics of functional correctness and runtime performance. This execution-based analysis enables the identification of optimal prompt variants in each iteration through quantitative comparisons of code behavior across different problem instances.

To achieve this, Prochemy applies each mutated prompt $P_i^{(k)}$ to every dataset entry $T_j = (T_i^{(NL)}, T_i^{(test)})$ in the generated training set T . It concatenates the prompt $P_i^{(k)}$ with the natural language description $T_i^{(NL)}$ of each task. Then, Prochemy feeds this concatenated input into the LLM, which produces outputs $R_{ij}^{(k)}$. Each output $R_{ij}^{(k)}$ is evaluated against the associated test suite $T_i^{(test)}$ using specific criteria C , resulting in a score M_{ij} for each prompt-task pair. This process ensures that the effectiveness of each prompt is quantitatively assessed in the context of its ability to generate correct and functional code. Here, C denotes execution-based evaluation metrics derived from code runtime verification. In code generation tasks, we employ the pass@1 metric where $M_{ij} \in \{0, 1\}$ is determined through automated test case execution - assigning 1 only if the generated code passes all ground-truth test cases on initial execution. This execution-driven paradigm ensures metrics fundamentally reflect functional correctness rather than surface-level code similarity.

a) Weighted Scoring Mechanism.: To optimize the evaluation process and facilitate informed prompt selection, a weighted scoring mechanism is employed. This mechanism prioritizes the evaluation of each dataset entry T_j based on its

¹In our experiments, the selected datasets do not overlap with our test dataset (D_{test}), ensuring the independence of our training and test datasets.

complexity. The underlying principle is that if the code generated by a multitude of prompts correctly solves a particular dataset entry T_j , this suggests that the data may be relatively simple and less critical. Consequently, less weight is assigned to such data entries, reflecting their lower importance in the overall assessment of prompt effectiveness. This approach ensures that more complex and challenging tasks, which are harder to solve correctly, have a greater influence on the selection of the most effective prompts.

Formally, this mechanism assigns weights w_j to tasks T_j based on their complexity and the number of times they are successfully solved in this iteration:

$$w_j = \frac{|P^{(k)}|}{N_{\text{successful}}(T_j)},$$

where $|P^{(k)}|$ is the total number of prompts variants, and $N_{\text{successful}}(T_j)$ is the number of times T_j is successfully solved in this iteration.

The overall weighted score for each prompt $P_i^{(k)}$ is calculated as:

$$W_S(P_i^{(k)}) = \sum_j w_j \cdot M_{ij}.$$

3) *Selection*: After evaluating the performance of each mutated prompt, the prompt selection step focuses on choosing the most effective prompts to carry forward into subsequent iterations or to serve as the final output prompt.

In each iteration k , the selection function is applied to the results of evaluation $W_S(P)$. Specifically, the prompt(s) with the highest weighted average score is selected as the reference for the next round of mutation:

$$S^{(k)} = \{P \mid P = \arg \max_{P' \in P^{(k)}} W_S(P')\}.$$

If there is a single prompt with the highest score, it is used directly. If multiple prompts share the highest score, all are retained. The selected prompt(s) $S^{(k)}$ serve as the basis for generating new mutations in the next iteration.

If, upon reaching the convergence criteria, there are multiple prompts with the same highest weighted average score, we randomly select one of these prompts as the final result.

a) *Convergence Toward Optimal Prompt*.: The iterative process continues until one of the following termination conditions is met: (1) *Early Stop*: the highest weighted score remains unchanged for three consecutive iterations, or (2) *Max Iterations*: a maximum number of iterations is reached. This approach ensures that the method efficiently converges toward the optimal prompt P^* without unnecessary computational effort.

Formally, the convergence condition can be defined as:

$$(W_S(S_j^{(k)}) = W_S(S_j^{(k-1)}) = W_S(S_j^{(k-2)}) \ \& \ k \geq 3) \\ \text{or } k \geq k_{\text{max}}.$$

Here, $S_j^{(k)} \in S^{(k)}$ (the score of any $S_j^{(k)} \in S^{(k)}$ is equal), and k represents the current iteration number. Upon reaching one of these termination conditions, the prompt with the

highest weighted score is selected as the final output prompt $P^* \in S_k$. If there are multiple prompts with equally high scores, one is chosen at random to be $P^* \in S_k$.

IV. EXPERIMENTAL SETUP

In this section, we describe the dataset, large language models, evaluation metrics, and experimental platforms. Our evaluation is designed to answer the following research questions.

RQ1. *How does Prochemy perform compared to other methods?* To answer this question, we conduct experiments on two tasks with seven datasets and compare Prochemy with state-of-the-art approaches.

RQ2. *What effects do each component in the Prochemy have?* To answer RQ2, we analyze Prochemy by removing each component to discern its specific contribution to the overall effectiveness of Prochemy.

RQ3. *In what key aspects and to what extent does Prochemy improve models' code capabilities compared to previous methods?* To answer this question, we illustrate a case study, analyzing specific code tasks to assess improvements in accuracy, efficiency, and generalization. We compare these results with previous methods to highlight Prochemy's key advantages.

A. Dataset

We evaluate Prochemy on two distinct types of code generation tasks. The first type is Natural-Language-Based Code Generation, which involves generating executable code from natural language descriptions. This task tests the ability of Prochemy to accurately interpret human language and produce functional programming code. The second type is Code Translation, which requires translating a program from one programming language, which serves as the input description in Prochemy, to another. This task assesses the capability of Prochemy to maintain logical and syntactical correctness across different programming languages.

1) *Natural-Language-Based Code Generation*.: We evaluate the effectiveness of Prochemy using five widely adopted natural-language-based code generation datasets: HumanEval [1], MBPP [31] and its enhanced versions, HumanEval+, and MBPP+ [32]. To mitigate data leakage during large language model training, we also use LiveCodeBench [33], a code generation dataset that is updated over time.

HumanEval and HumanEval+. The HumanEval and HumanEval+ datasets each consist of 164 programming challenges designed to assess a model's problem-solving capabilities in Python. In HumanEval, each problem includes an average of 7.7 test cases, focusing on fundamental to intermediate concepts. HumanEval+, on the other hand, extends the original dataset with more extensive testing, providing test cases that exceed the original dataset by an average of 80 times. This increase in test cases raises the difficulty and rigor of the evaluation, making HumanEval+ particularly suitable for benchmarking advanced models with a higher emphasis on robustness and accuracy across complex scenarios.

MBPP and MBPP+. These datasets assess a model’s Python proficiency and ability to handle various coding tasks. MBPP evaluates fundamental programming skills, and MBPP+ enhances it by providing an average of over 35 times more test cases than the original, improving the evaluation of functional correctness under diverse conditions.

LiveCodeBench. This dataset addresses the critical challenge of data contamination in LLM evaluation by exclusively curating time-stamped programming problems collected in real-time from competitive coding platforms and technical interviews. To ensure temporal separation from pre-training data, our experiments utilize the official release-v4 lite subset, comprising 101 representative tasks systematically sampled from problems released between May 2023 and September 2024. Each challenge integrates dynamically generated test suites encompassing edge cases, explicitly designed to emphasize real-world problem-solving patterns rather than synthetic benchmarks. By anchoring evaluations to chronologically novel programming challenges unavailable during model training, LiveCodeBench establishes a rigorous framework for assessing genuine model generalization capabilities while mitigating memorization effects inherent in static benchmark reuse. The lite subset maintains statistical parity with the full 713-problem corpus through stratified sampling across difficulty levels and problem domains.

2) *Code Translation.* For code translation, we use the CodeNet and AVATAR dataset to evaluate prompt performance.

CodeNet. The CodeNet dataset consists of programs in various languages [34], each solving specific tasks. Programs are labeled as submissions (potentially incomplete or incorrect) or solutions (accepted, executable, and correct across all test cases). This dataset serves for understanding and improving programming practices and automated code evaluation.

AVATAR. AVATAR is a corpus of 9,515 programming tasks in Java and Python, with 3,391 parallel independent functions for training and evaluating program translation tasks [35]. It includes problems from platforms like CodeForces, AtCoder, AIZU, CodeJam, GeeksforGeeks, LeetCode, and ProjectEuler, and supports execution-based program translation evaluation.

Following [36], we adopt rigorously validated subsets from two established code repositories: (1) The CodeNet subset comprises 200 Python and Java programming tasks, each accompanied by implementations in both languages, and (2) the AVATAR subset contains 250 algorithm design challenges. All implementations are verified to pass their respective test cases through automated evaluation pipelines, ensuring functional correctness prior to experimental usage. On average, the AVATAR subset has 25.02 test cases per task, while CodeNet has 1 test cases per task.

B. Baselines

In our evaluation, we select a set of baseline methods specifically designed for code generation and evaluation tasks. These baselines represent state-of-the-art approaches in the field, categorized broadly into single-turn and multi-turn (or multi-agent) methods.

a) *Single-Turn Methods:* rely on a single prompt-response interaction for generating code solutions. This type of method contains: 1) **Traditional Methods** include basic approaches like Zero-Shot and Chain-of-Thought (CoT) prompting, which represent standard prompting techniques without iterative optimization or specialized prompt engineering. 2) **Prompt Optimization** includes advanced prompt optimization approaches. The Automatic Prompt Engineer (APE) [24] generates candidate instructions via LLMs and selects optimal prompts through iterative scoring. Optimization by PROMPTING (OPRO) [26] leverages LLMs as natural language optimizers, iteratively refining solutions based on historical evaluations. Black-box Prompt Optimization (BPO) [27] aligns LLMs by optimizing user prompts without parameter updates, using human preferences to enhance intent alignment for untrainable models like GPTs. We adopt them due to the absence of code-specific optimization baselines.

b) *Multi-Turn Methods:* To better encode the code knowledge. These approaches involve iterative or collaborative interactions to enhance code generation performance.

Multi-Turn Methods include Self-Collaboration [30], AgentCoder [11], CodeCoT [37], MapCoder [38] and LDB [12] provide structured interactions between multiple agents to collaboratively refine code solutions. These methods are designed to improve accuracy through the collective input of several agents rather than relying on a single response.

For our experiments, we select three representative and high-performing methods in the multi-agent approach: Self-Collaboration, AgentCoder, and LDB.

C. LLMs

For LLMs, we use several widely adopted large language models, including GPT-3.5-Turbo, GPT-4o, o1-mini, Claude-3-Haiku, Claude-3.5-Sonnet, and DeepSeek-V3, ensuring the method’s transferability across different models.

ChatGPT. Based on OpenAI’s GPT architecture, GPT-3.5-Turbo offers faster processing and lower costs compared to GPT-3.5. GPT-4o-Mini is a smaller, cost-efficient variant of GPT-4, while GPT-4o provides strong language capabilities with lower computational demands. Additionally, the o1-mini model is a compact and lightweight version designed for scenarios requiring efficient resource utilization, delivering balanced performance with reduced computational overhead [9], [14], [15].

Claude. Developed by Anthropic, Claude focuses on safe and controllable AI interactions. Claude-3-Haiku is a specialized version designed for faster, efficient text generation and comprehension, making it ideal for real-time applications. Additionally, Claude-3.5-Sonnet is an advanced iteration that enhances the balance between performance and efficiency, offering improved contextual understanding and nuanced text generation, suitable for more complex and detailed tasks [16], [17].

DeepSeek. The DeepSeek series by DeepSeek Technologies excels in natural language processing and code-related tasks. The latest version, DeepSeek-V3, represents a significant advancement, integrating and enhancing the capabilities of its

predecessors into a unified, state-of-the-art model. DeepSeek-V3 delivers superior general and coding performance, achieves better alignment with human preferences, and introduces optimizations for writing tasks and instruction-following scenarios. This version is designed to meet the growing demands of complex applications, offering improved efficiency, accuracy, and versatility [20].

D. Parameter Settings

In the experiments, the temperature parameter is set to 0 for both code generation and code translation, a common practice when employing large language models for such tasks [11], [12], [39]. For the prompt mutation process, the temperature is set to 1.0 to increase diversity and creativity, allowing for novel and varied prompt mutations.

The training set consists of 20 data samples, with 10 samples sourced from each of the two primary categories: (1) existing data, and (2) LLM-mutated data. For existing data, to ensure that they are distinct from the test set, we randomly sample 10 samples from an external dataset. Specifically, for Code Generation tasks: HumanEval uses existing data from MBPP, MBPP uses data from HumanEval, and LiveCodeBench sources its existing data from AVATAR (code generation version). For Code Translation tasks: AVATAR uses CodeNet data, while CodeNet uses AVATAR as its existing data source. This cross-dataset curation ensures the independence of the test set while preserving task relevance. For the mutation process, in each iteration, 10 different mutated prompts are generated. This number is selected to introduce sufficient diversity into the prompt pool, enabling the exploration of various prompt structures and linguistic variations without incurring excessive computational costs. Generating 10 mutated prompts per iteration strikes a balance between diversity and efficiency.

For the parameters in the LLM API calls, including max tokens, top p, and others, are kept at their default settings as specified by each model. When extracting code snippets from the model's results, we aim to prevent situations where multiple code segments in a single response could result in the extraction of non-executable code. To address this, we adopt the method proposed in paper [32], extracting the longest compilable code snippet from each model response.

E. Evaluation Metric

Following previous code generation studies [3], [40], [41], we adopt Pass@1 as our evaluation metric for both generation and translation tasks. In this metric, the code generation model generates only one program in response to a given requirement. The requirement is considered solved if the generated program passes all predefined test cases. The Pass@1 score is then calculated as the percentage of requirements for which the model successfully generates a program that passes all the test cases on the first try. This score provides a direct measure of a model's ability to produce fully functional and correct code in a single attempt, reflecting both its precision and reliability in practical applications.

F. Experimental Platform

We conduct the experiments on an NF5468M6 server with two Intel Xeon Gold 6354 C processors and 512 GB of memory (16 x 32 GB DIMM DDR4). The server includes a 480 GB and a 24 TB logical volume for ample storage. It is equipped with eight NVIDIA RTX 4090 GPUs for high-performance computing and has eight Gigabit Ethernet interfaces for reliable data transmission.

V. RESULTS AND ANALYSIS

A. RQ1: How does Prochemy perform compared to other methods?

To address the first research question, we assess the performance of Prochemy on two types of tasks: natural-language-based code generation and code translation.

1) *Natural-Language-Based Code Generation*: We evaluate natural language-based code generation across five benchmarks: HumanEval/MBPP (base functionality), their augmented versions HumanEval+/MBPP+ (strict correctness and robustness), and LiveCodeBench (dynamically refreshed challenges for advanced code generation).

We first introduce the experimental results of HumanEval, HumanEval+, MBPP, and MBPP+, where we select all baseline methods for evaluation. Subsequently, we provide the results of LiveCodeBench. Due to the complexity of the problems and the high computational costs associated with multi-round iterative approaches, we limited the baselines to include only non-iterative versions of single-round and multi-round methods (projected to exceed hundreds of hours for full multi-round evaluation). This choice is driven by the need to balance evaluation comprehensiveness with resource constraints.

Analysis of Prochemy Across Models on HumanEval, HumanEval+, MBPP, and MBPP+. The results of these datasets are shown in Table I. We first examine the performance of Prochemy when integrated with zero-shot prompting. Across all datasets and models, Zero-shot + Prochemy consistently boosts performance, delivering an average gain of 4.04%. Notably, for the more challenging HumanEval+ and MBPP+ variants, Prochemy lifts average performance by 4.21% and 4.43%, respectively. Such results also outperform existing prompt optimization approaches by an average of 2.33%. This average improvement is conservatively calculated by comparing the proposed method with the best-performing approach among APE, OPRO, and BPO for each model.

Next, we explore the impact of Prochemy when combined with explicit chain-of-thought reasoning. Here, Prochemy provides an average improvement of 4.55% compared with standalone CoT method. The synergy between Prochemy and CoT is especially evident in complex reasoning tasks such as HumanEval+ and MBPP+, which see gains of 5.52% and 5.26%, respectively. This partnership also mitigates the occasional instability of standalone CoT methods, which can sometimes decrease performance (e.g., Claude-3's baseline CoT). By adaptively refining the logic in prompts, Prochemy ensures that the reasoning steps remain coherent. As a concrete example, GPT-4o's HumanEval+ performance rises by 7.6%

TABLE I
PROCHEMY ON DIFFERENT MODELS (HUMANEval AND MBPP)

Prompting Methods	HumanEval				HumanEval+				MBPP				MBPP+				
	GPT-3.5	GPT-4o	Claude-3	DeepSeek-V3	GPT-3.5	GPT-4o	Claude-3	DeepSeek-V3	GPT-3.5	GPT-4o	Claude-3	DeepSeek-V3	GPT-3.5	GPT-4o	Claude-3	DeepSeek-V3	
Single-Turn																	
Zero-Shot	72.6	90.2	76.8	90.2	68.9	81.7	68.9	84.8	75.9	86.5	80.2	87.6	65.3	72.5	68.8	73.0	
Few-Shot	75.0	90.2	78.0	90.9	70.1	84.8	68.9	86.6	76.5	88.6	80.2	88.1	68.0	73.0	69.6	73.3	
CoT	75.6	91.5	76.2	89.0	70.1	85.4	67.1	82.9	78.8	87.8	79.4	87.8	65.6	73.4	68.5	71.7	
APE	73.2	90.2	77.4	90.2	68.9	83.5	69.5	85.3	78.6	88.6	80.7	87.3	64.0	73.0	69.0	72.5	
OPRO	75.0	89.0	74.4	89.6	69.5	83.5	67.7	86.0	78.8	88.9	80.4	86.8	65.9	73.3	67.7	72.8	
BPO	75.6	90.2	76.8	91.5	69.5	86.0	68.3	86.6	78.6	88.6	79.9	88.4	66.1	72.8	69.3	73.5	
Self-Collaboration-noiter	74.4	90.2	77.4	90.9	68.9	86.0	69.5	86.6	80.2	88.1	80.7	91.5	67.5	72.8	69.6	77.5	
AgentCoder-noiter	75.6	87.8	78.7	91.5	69.5	84.1	70.7	85.4	79.4	87.8	81.2	90.2	67.5	73.4	70.1	74.9	
LDB-noiter	76.2	91.5	78.0	91.5	70.7	84.8	70.1	85.4	80.7	89.7	81.0	90.7	68.3	75.4	69.3	75.1	
Zero-shot + Prochemy	76.2	92.1	79.3	92.7	71.3	86.6	72.0	87.2	81.2	89.9	81.7	91.8	68.5	75.4	70.1	78.0	
CoT + Prochemy	77.4	92.7	80.5	93.3	72.0	89.3	72.6	88.4	82.5	89.9	82.0	92.3	69.0	75.7	70.9	78.3	
Multi-Turn																	
Self-Collaboration	78.0	90.9	81.1	92.1	70.1	87.8	71.3	87.2	82.5	88.6	82.3	91.8	69.0	74.1	70.1	77.5	
AgentCoder	79.3	92.7	80.5	93.3	73.2	87.2	72.0	85.4	82.2	88.9	82.8	91.5	69.3	75.1	71.1	76.7	
LDB	82.3	94.5	81.1	92.7	78.0	88.4	75.2	88.4	83.1	89.9	83.6	92.3	69.3	74.9	70.6	75.7	
Self-Collaboration + Prochemy	79.3	92.7	81.7	93.9	72.0	89.6	72.6	90.9	83.3	90.2	83.1	92.3	69.6	76.2	70.9	79.4	
AgentCoder + Prochemy	81.1	93.9	83.5	93.3	73.8	89.3	73.8	90.2	82.8	90.7	83.3	92.1	70.1	77.2	71.7	78.3	
LDB + Prochemy	83.5	96.3	84.8	94.5	79.3	90.2	73.8	90.9	83.9	92.6	84.1	93.1	70.4	80.7	71.4	78.8	

TABLE II
PROCHEMY PERFORMANCE ON DIFFERENT MODELS (LIVECODEBENCH)

Prompting Methods	Models			
	GPT-3.5-Turbo	GPT-4o	Claude-3.5-Sonnet	DeepSeek-V3
Zero-Shot	10.9	22.8	12.9	24.8
Few-shot	6.9	21.8	11.9	24.8
CoT	11.9	20.8	16.8	22.8
APE	9.9	22.8	11.9	25.7
OPRO	9.9	20.8	13.9	23.8
BPO	10.9	22.8	11.9	20.8
Self-Collaboration-noiter	7.9	19.8	14.9	19.8
AgentCoder-noiter	11.9	19.8	7.9	16.8
LDB-noiter	7.9	17.8	7.9	14.9
Zero-shot + Prochemy	12.9	23.8	16.8	25.7
CoT + Prochemy	12.9	24.8	16.8	27.7

TABLE III
PROCHEMY ON DIFFERENT MODELS (CODE TRANSLATION)

Prompting Methods	Java2Python								Python2Java							
	GPT-3.5		GPT-4o		Claude-3-Haiku		DeepSeek-V3		GPT-3.5		GPT-4o		Claude-3-Haiku		DeepSeek-V3	
	CodeNet	AVATAR	CodeNet	AVATAR	CodeNet	AVATAR	CodeNet	AVATAR	CodeNet	AVATAR	CodeNet	AVATAR	CodeNet	AVATAR	CodeNet	AVATAR
Zero-Shot	60.5	63.8	63.5	74.5	59.0	63.0	72.0	80.9	76.5	54.4	95.5	66.8	86.0	51.5	91.0	87.7
Few-shot	69.5	64.4	70.0	76.2	60.5	64.4	82.0	81.6	81.0	54.9	96.0	68.1	87.5	53.2	94.0	88.5
CoT	63.0	62.8	63.5	73.2	58.5	61.5	64.0	78.7	81.0	51.9	96.5	64.7	86.5	49.8	92.0	86.0
APE	61.0	64.9	72.0	77.0	60.0	63.6	82.0	83.4	79.0	55.3	96.5	66.0	87.0	56.2	94.0	87.2
OPRO	61.0	63.8	69.5	78.7	59.5	64.9	70.5	80.3	81.5	54.4	96.5	67.7	87.0	51.9	93.5	86.8
BPO	60.5	65.1	64.5	63.8	60.0	60.9	67.5	79.6	80.0	56.9	95.5	65.5	86.0	46.8	91.0	85.7
Zero-shot + Prochemy	73.0	66.0	79.5	84.1	64.0	68.5	86.5	88.9	83.0	57.7	97.0	78.2	88.5	61.9	95.5	91.9

when CoT is augmented by Prochemy—an improvement 2.45 greater than using CoT alone.

Finally, we investigate Prochemy’s capacity to optimize multi-turn code generation approaches such as Self-Collaboration, AgentCoder, and LDB. In these pipelines, LLMs typically draw on domain knowledge over several iterations, but the initial and intermediate prompts can still be refined. In our experiments, we employ Prochemy to optimize the initial prompt of them, we observe an average improvement of 2.00%. HumanEval-series tasks experience the greatest gains (+2.23%), followed by MBPP-series benchmarks (+1.77%). This iterative optimization helps reduce error propagation, ultimately improving the seed program’s quality. Notably, Prochemy-enhanced LDB establishes new state-of-the-art results across all benchmarks, including 96.3% (GPT-4o on HumanEval), 90.9% (DeepSeek-V3 on HumanEval+), and 93.1% (DeepSeek-V3 on MBPP). These results underscore Prochemy’s strength in refining dynamic prompts for

complex multi-stage workflows.

Beyond the above observations, it is particularly noteworthy that Prochemy delivers strictly positive gains for all tested models and datasets without any performance regressions. The consistent upward trend further validates Prochemy’s robustness and reliability as a prompting optimization framework.

Analysis of Prochemy Across Models on LiveCodeBench. We further validate Prochemy’s transferability on the more challenging LiveCodeBench dataset, as presented in Table II. Notably, only single-turn code generation methods are explored here, in part due to cost constraints and also to focus on how Prochemy performs under more direct prompting scenarios. Additionally, the use of a higher-capacity Claude-3.5-Sonnet model reflects the increased difficulty of LiveCodeBench, enabling a clearer assessment of Prochemy’s robustness across varying model strengths.

For all models tested, Prochemy strengthens the baseline Zero-Shot results, with especially large gains for less ad-

vanced architectures. After applying the Prochemy method, the average performance improved by 14.15% compared to the zero-shot method. Claude-3.5-Sonnet, for example, improves substantially from 12.9 to 16.8 (+30.2%), emphasizing Prochemy’s ability to refine underperforming baselines. Meanwhile, DeepSeek-V3 and GPT-4o shows a smaller but still positive improvement (24.8 \rightarrow 25.7, +3.6%, and 22.8 \rightarrow 23.8, +4.3%).

Beyond Zero-Shot settings, Prochemy also enhances reasoning-oriented methods, achieving an average improvement of 12.28%. For GPT-4o, combining Prochemy with chain-of-thought reasoning yields a pass@1 of 24.8, translating to a 19.2% gain over standalone CoT (20.8). DeepSeek-V3 demonstrates a similar pattern, where CoT + Prochemy achieves 27.7, representing a 21.5% jump over vanilla CoT (22.8). These results affirm that Prochemy can often amplify structured reasoning, especially in models with well-aligned CoT capabilities.

Across all tested architectures, Prochemy consistently surpasses specialized prompt optimization approaches like APE, OPRO, and BPO. For example, on GPT-4o, Zero-Shot + Prochemy (23.8) outperforms APE (22.8), OPRO (20.8), and BPO (22.8), underscoring the effectiveness of systematic prompt refinement over hand-tuned strategies. These findings illustrate that Prochemy’s improvements hold even on advanced datasets such as LiveCodeBench.

2) *Code Translation*: We further extend the evaluation of Prochemy to code translation tasks, systematically investigating its efficacy in code-to-code generation scenarios beyond conventional natural language-to-programming language settings. Table III demonstrates Prochemy’s performance across models and datasets.

Similar results are observed in code generation tasks, Prochemy boosts Zero-Shot performance, achieving an average improvement of 13.68% in Java-to-Python translation tasks, and in Python-to-Java task, this value is 8.25%. For instance, in Java-to-Python translation on the AVATAR dataset, GPT-4o scores 84.1 under Zero-Shot + Prochemy, representing a 9.6% absolute gain over standalone Zero-Shot (74.5). These results underscore how Prochemy’s adaptive refinement strategy enhances clarity and precision, even in cross-lingual code settings.

Across multiple datasets and models, Prochemy outperforms specialized prompt optimization techniques such as APE, OPRO, and BPO. In DeepSeek-V3’s Java-to-Python task on CodeNet, Prochemy + Zero-Shot achieves 86.5, notably exceeding APE’s 82.0 and OPRO’s 70.5. Moreover, BPO lags further behind at 67.5. This performance gap aligns with findings in other code generation benchmarks (e.g., HumanEval+ and MBPP+), where Prochemy consistently balances specificity and flexibility without over-constraining the output.

The results in code translation extend the evidence of Prochemy’s versatility across diverse programming tasks. By dynamically adjusting prompt structures to accommodate distinct source–target requirements, Prochemy effectively generalizes beyond single-language code generation and natural-language-to-code mapping. This adaptability not only cements Prochemy as a robust solution for a wide range of code gener-

ation challenges but also highlights its potential as a unifying prompting framework, bridging the gap between specialized transformations and more generic LLM-driven development workflows.

Answer to RQ1: Prochemy delivers consistent performance gains across code generation and translation tasks. For code generation, it achieves +4.04% (zero-shot), +4.55% (CoT), and +2.00% (multi-turn) average improvements over baselines, with HumanEval+/MBPP+ seeing +4.21–7.76% gains. It sets new state-of-the-art results (e.g., 96.3% on HumanEval) through LDB integration. On LiveCodeBench, Prochemy boosts zero-shot and CoT performance by 14.15% and 12.28%. In code translation, it achieves +13.68% average improvement on Java-Python tasks, and +8.25% on Python-Java tasks. These results validate Prochemy as a unified, efficient framework for code-related LLM optimization.

B. RQ2: What effects do each component in the Prochemy have?

To thoroughly assess the contributions of individual components within Prochemy, we conduct ablation experiments by systematically removing specific elements of the iterative process. Specifically, we examine the effects of (1) eliminating the iterative optimization to understand its impact on model performance, (2) using a fixed number of iterations (e.g., 10 iterations) to evaluate the necessity of adaptive iteration counts with early stopping, and (3) removing the weighted scoring mechanism used for selecting prompts during iterations to determine its role in accelerating convergence and enhancing performance. By isolating and analyzing these components, we aim to understand their individual contributions to the overall effectiveness of Prochemy in code generation tasks. In particular, we conduct this ablation test on the HumanEval dataset due to the cost.

1) *Iteration*: To evaluate the impact of the iterative process in Prochemy, we conduct experiments under different iteration settings.

a) *No Iteration*: We begin by conducting experiments without iterative processing, as shown in Table IV. A comparison between the non-iterative (w/o Iter) and original versions of Prochemy indicates that the removal of the iterative procedure generally reduces the method’s effectiveness in improving model performance. This decline may be attributed to the non-iterative method’s limited ability to explore different directions, constraining its capacity to identify the most effective prompts for the given tasks.

b) *Fixed Iteration Count of 10*: We also conduct experiments with a fixed iteration count of 10. This choice is informed by preliminary findings, which suggest that at this number of iterations, most models have already produced results that meet the early stopping criteria.

We evaluate the performance of each model on the HumanEval dataset using both the early stopping method (Prochemy) and the 10-iteration approach (Iter_10). The results, as shown in Table IV, demonstrate that Prochemy using

TABLE IV
ABLATION STUDY OF ITERATION EFFECTS ON PROCHEMY'S PERFORMANCE

Models	Zero-Shot	w/o Iter	Iter_10	Prochemy
GPT-3.5-Turbo	72.6	73.8	75.0	76.2
GPT-4o	86.0	89.6	90.2	92.1
Claude-3-Haiku	73.7	76.2	77.4	78.7
DeepSeek-V3	87.2	87.8	89.6	90.2

TABLE V
ABLATION STUDY OF WEIGHTED SCORE EFFECTS ON PROCHEMY'S PERFORMANCE

Models	w/o WS	Prochemy	Reduction (%)	w/o WS	Prochemy	Improvement (%)
	Iterations	Iterations	Iterations	Pass@1	Pass@1	Pass@1
GPT-3.5-Turbo	5.2	4.0	23.1%	70.7	76.2	3.5%
GPT-4o	4.2	3.3	21.4%	90.2	92.1	2.1%
Claude-3-Haiku	5.4	4.3	20.4%	73.1	78.7	7.7%
DeepSeek-V3	4.4	3.6	18.2%	87.2	90.2	3.4%

early stopping consistently outperforms the version with a fixed number of iterations. On average, models show an improvement of around 1.50% in pass@1 scores when using early stopping compared to the 10-iteration approach. This trend is consistent across all models, suggesting that the early stopping method optimizes prompt refinement more effectively and efficiently than extending iterations without significant additional gains.

When comparing the fixed 10-iteration approach (Iter_10) to the non-iterative version (w/o Iter), it is evident that additional iterations lead to notable improvements in model performance, with an average increase of 1.48% across models. This trend confirms that iterative refinement effectively enhances the models' ability to generate more accurate and contextually relevant code.

2) *Weighted Score*: Another ablation experiment aims to evaluate the effectiveness of the weighted scoring mechanism in Prochemy.

In the w/o WS (without weighted scoring) setting, the weighting mechanism is not applied; instead, the original pass@1 values are directly used to select the best prompt for each iteration. This approach primarily affects both the performance of Prochemy and the number of iterations required to optimize the prompts effectively. Without the weighted scoring, which prioritizes prompts based on their ability to handle complex tasks, the optimization process may take more iterations to converge to an optimal prompt, as each prompt is evaluated uniformly regardless of task complexity. This can lead to less efficient prompt refinement and potentially increase the computational effort required to achieve similar performance levels that are attained more swiftly with weighted scoring.

The results are shown in Table V. The first two columns represent the number of iterations required to reach the convergence condition without and with the introduction of the weighted averaging mechanism, whereas the last two columns represent the pass@1 scores.

We observe that Prochemy consistently outperforms the version without weighted scoring (w/o WS) in terms of pass@1

scores. The integration of Prochemy's weighted scoring mechanism results in an average improvement of 4.2% in pass@1 scores across models, showcasing substantial enhancement. This highlights the benefits of employing such a mechanism.

Additionally, across all models, fewer iterations are required to converge when using the weighted scoring mechanism compared to the unweighted setting. On average, models require 20.8% fewer iterations with weighted scoring compared to the w/o WS setting. This reduction in iterations is consistent across different models, highlighting the efficiency of the weighted scoring mechanism.

These findings emphasize that the inclusion of weighted scoring facilitates a more targeted and efficient optimization process. It not only reduces the number of iterations needed but also enhances the final output quality, streamlining the prompt refinement process effectively.

Answer to RQ2: Ablation studies show that each component of Prochemy enhances its performance. Iterative processing improves pass@1 scores, as non-iterative methods underperform. The early stopping mechanism and the weighted scoring mechanism accelerate convergence while improving the final output.

C. RQ3: In what key aspects and to what extent does Prochemy improve models' code capabilities compared to previous methods?

To evaluate the improvements of the proposed Prochemy over traditional prompting techniques in code generation within a more specific context, we conduct a case study based on the results of the GPT-3.5-Turbo model.

1) *Interpretability of Prochemy*: A key advantage of Prochemy lies in its enhanced interpretability. By directly comparing the instructions before and after optimization, we can explicitly examine the mechanisms through which Prochemy operates. To analyze and generalize the optimization patterns

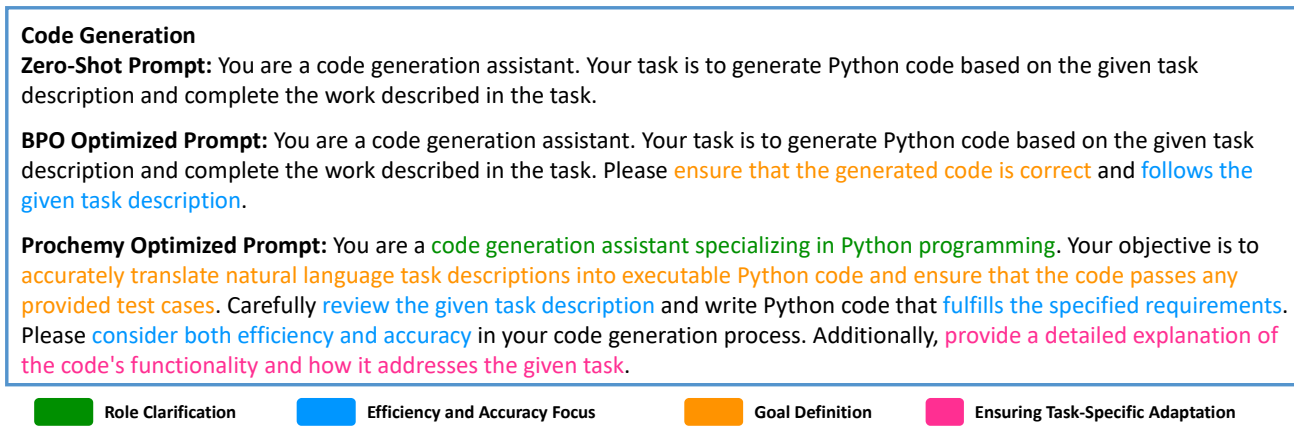


Fig. 2. Case 1 for Optimized Prompt

of Prochemy, we review 300 samples generated during training and identified several recurring optimization strategies.

As illustrated in Figure 2, using a concrete example of prompt optimization within a code generation task, we identify four frequently employed optimization strategies within Prochemy: Role Clarification, Goal Definition, Efficiency and Accuracy Focus, and Ensuring Task-Specific Adaptation. These strategies are not mutually exclusive in practical use, and this example represents a typical instance where all four are applied concurrently.

- **Role Clarification** ensures that the model remains focused on the current software engineering task, rather than responding to general inquiries. This focus enables the model to fully utilize its coding capabilities acquired during pre-training.
- **Goal Definition** specifies the ultimate objective of the current task, guiding the assistant to prioritize accuracy and correctness in code generation, thereby ensuring that the resulting solution satisfies the task requirements.
- **Efficiency and Accuracy Focus** emphasizes not only correctness but also the optimization of code performance. By applying this strategy, the model ensures that the generated code maintains logical integrity, even in edge cases or under complex testing conditions.
- **Ensuring Task-Specific Adaptation** encourages the model to take into account the unique nuances and requirements of the specific task. During simulated gradient descent, feedback from the training set enables the model's prompts to gradually converge towards the optimal continuous vector space. In the context of discrete vector representations, this process manifests as task-specific adaptation. The specific implementation of this strategy varies considerably based on the requirements of the task.

In comparison, prompt optimization methods designed for natural language tasks, such as BPO [27], are limited to addressing only certain aspects of these strategies when applied to code-related tasks.

2) *Case for Code Generation:* Fig. 3 shows the code generation results for HumanEval/108 using different prompting methods. The Zero-Shot and Chain of Thought (CoT)

methods generate incorrect results, while Prochemy produces the correct answer.

The task requires implementing a function, `count_nums`, which takes an array of integers and returns the number of elements where the sum of their digits is greater than zero. A key detail is that for negative integers, the leading digit should be treated as negative.

The problem analysis clarifies why the zero-shot and CoT methods yield incorrect results. In the `count_nums_zeroshot` function, the `sum_digits` function incorrectly treats negative numbers by converting them to their absolute values (`num = abs(num)`) before summing the digits. Thus, for input `[-1, -2, 0]`, it computes `-1` and `-2` as `1` and `2`, leading to errors.

Similarly, the CoT's result mishandles negative numbers by taking the absolute value (`num = -num`) and summing the digits as positive. This causes the same issue, incorrectly calculating `-1` and `-2` as `1` and `2` for the input `[-1, -2, 0]`.

In contrast, the code generated by Prochemy produces correct results by using string manipulation to check if a number is negative (`str_n[0] == '-'`). It treats the leading digit as negative and sums the remaining digits as positive, adhering to the problem's requirements. This approach shows that Prochemy better understands the problem specifications. Additionally, the code uses conditional logic, allowing it to handle inputs of varying lengths and types, accurately computing the sum of digits and their signs for both positive and negative integers.

This approach remains robust for integers of any magnitude, correctly handling all valid inputs—even with long integers and complex edge cases from the enhanced HumanEval-ET dataset. Additionally, code generated by Prochemy often includes crucial comments that enhance readability by explaining the logic and intent of each step, making the code's structure clearer and more intuitive—features less common in zero-shot and CoT results.

3) *Case for Code Translation:* In Figure 4, we conduct an analysis of the code translation task using `atcoder_ABC137_D` as a case study. The task involves implementing the function `max_total_reward`, which takes three inputs: the number of tasks (`N`), the number of days (`M`), and two datasets (`Ai` and `Bi`). `Ai` represents the days after which the reward `Bi` can be

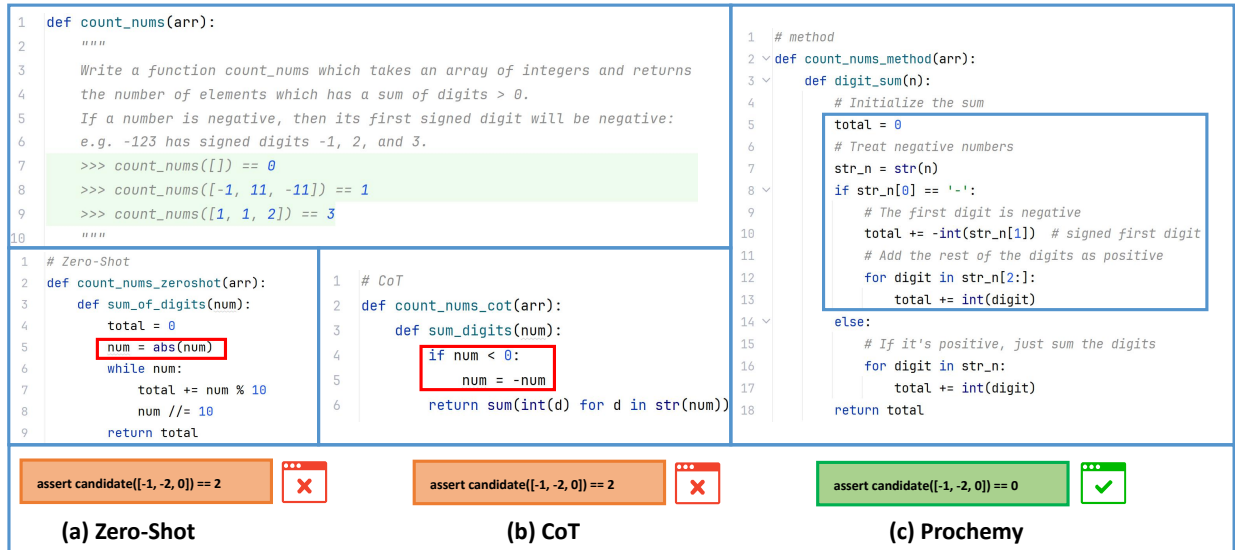


Fig. 3. Case 2 HumanEval/108 for Code Generation

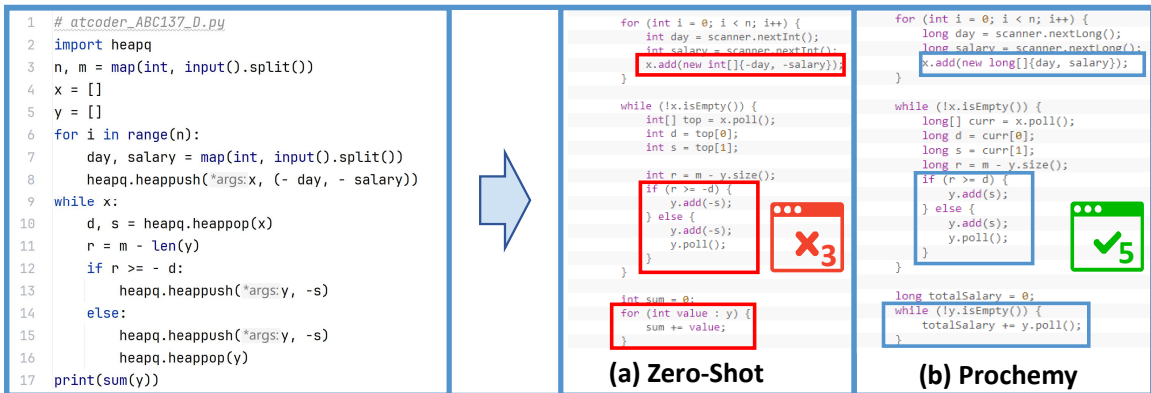


Fig. 4. Case 3 atcoder_ABC137_D for Code Translation

received if the task is completed. The goal is to return the maximum total reward obtainable within M days.

The original Python code uses the “heapq” module to manage tasks in a min-heap (x), ordered by the latest completion day and reward. To simulate max-heap behavior, it stores negative reward values. A second min-heap (y) holds rewards for eligible tasks, with a size limit of M days.

The algorithm checks each task’s latest completion day (d). If it can be completed within the remaining days (r), its reward is added to heap y . If not, the reward is added, and the smallest is removed to keep only the highest rewards. This ensures that the maximum total reward is selected at each step.

The Zero-Shot method produces incorrect results due to critical issues in code translation. The original Python code simulates a max-heap using “heapq” with negative values, but this is mishandled in the Java version. In Java, PriorityQueue is a min-heap by default, requiring either an explicit comparator or negative values to simulate a max-heap, both of which are missing in the Java code.

The Java code’s custom comparator for PriorityQueue<int[]> mishandles negative values,

unlike the original Python code that uses $-day$ and $-salary$ to simulate a max-heap properly. While the comparator in Java considers negative values, it does not apply them consistently for task selection and reward comparison. This leads to a logical inconsistency with the condition $r \geq -d$; unlike in Python, the Java version fails to ensure tasks can be completed within the remaining days, resulting in incorrect task eligibility determination.

The Java implementation by zero-shot fails to replicate the Python code’s core max-heap functionality for selecting optimal tasks based on rewards, leading to an inconsistencies and incorrect results. In contrast, Prochemy’s code is more reliable and logically consistent. It utilizes two PriorityQueues: one to store tasks sorted by descending completion day and reward, and another as a min-heap for the rewards of eligible tasks. An improvement is the use of the long type for day and salary variables, preventing overflow in large number operations and ensuring the code can handle larger datasets safely and efficiently.

TABLE VI
PROCHEMY PERFORMANCE ON o1-MINI MODEL (LIVECODEBENCH)

Prompting Methods	o1-mini
Zero-Shot	40.6
Few-shot	38.6
CoT	36.6
APE	43.6
OPRO	41.6
BPO	41.6
Self-Collaboration-noiter	37.6
AgentCoder-noiter	34.7
LDB-noiter	41.6
Zero-shot + Prochemy	44.6
CoT + Prochemy	43.6

Answer to RQ3: Prochemy enhances model code capabilities by improving interpretability through strategies like Role Clarification and Goal Definition, optimizing prompts, and simplifying debugging. Case studies show Prochemy generates accurate, well-structured code, advancing the programming capabilities of large language models.

VI. DISCUSSION

A. Prochemy on Reasoning Models (o1-mini)

In this discussion, we include o1-mini in our experiments both because it is a high-performance model reportedly equipped with built-in chain-of-thought capabilities and because OpenAI’s recent guidelines suggest that elaborate prompt engineering may offer less benefit for such advanced reasoning models [42]. However, the results in Table VI (pass@1 column for o1-mini) show that Prochemy still contributes measurable improvements even for o1-mini.

In single-turn settings, zero-shot prompting achieves a pass@1 of 40.6, whereas few-shot (38.6) and CoT (36.6) yield lower scores. Adding Prochemy leads to zero-shot+Prochemy at 44.6, which not only outperforms well-known techniques such as APE (43.6) and LDB-noiter (41.6) but also achieves the best overall pass@1 on o1-mini. This result indicates that Prochemy’s refinement mechanism can enhance code generation quality, even when the underlying model is designed for chain-of-thought reasoning. Interestingly, CoT+Prochemy (43.6) also boosts performance relative to standard CoT but is still slightly below zero-shot+Prochemy, suggesting that a concise prompting strategy—one that Prochemy inherently facilitates—can be more effective for o1-mini. This behavior aligns with OpenAI’s technical report, which notes that reasoning-oriented models like o1-mini often respond best to succinct prompts.

Overall, our findings demonstrate that o1-mini can still benefit from systematic prompt refinements via Prochemy, despite its built-in chain-of-thought capability and official recommendations favoring minimal prompt engineering. This underscores the versatility of Prochemy: it not only elevates performance in standard LLMs but also proves valuable for next-generation reasoning models.

B. Time and Token Cost Analysis

To systematically evaluate the computational efficiency of Prochemy, we analyze token consumption and processing overhead across different LLMs on three benchmarks (HumanEval, MBPP, LiveCodeBench) during inference. Table VII and Table VIII presents the results with three metrics per configuration: mean input tokens (first value), mean output tokens (second value), and average overhead in seconds (third value), measured under controlled hardware settings.

a) *Token Cost Analysis:* Prochemy achieves task-level optimization with marginal token overhead compared to baseline methods. On HumanEval with GPT-3.5-Turbo, Zero-shot + Prochemy requires 259 input tokens and 483 completion tokens versus 184/358 for standard Zero-shot. This remains 15.8% more efficient than AgentCoder-noiter’s 304/576 tokens. For GPT-4o, Zero-shot + Prochemy maintains better token economy than both AgentCoder and LDB. On MBPP, the total token consumption of GPT-3.5-Turbo for Zero-shot + Prochemy (251 + 339 = 590) shows moderate growth compared to Zero-shot (124 + 191 = 315) yet stays comparable to specialized methods like AgentCoder (248 + 404 = 652). The pattern persists in LiveCodeBench, where Prochemy’s input tokens (589) align with standard methods while completion tokens (532) remain 8.7% lower than AgentCoder-noiter (583). Analogous phenomena are also observed in the multi-turn approach implemented within the Prochemy.

The marginal increase in Prochemy’s input tokens arises from its optimized prompts, which incorporate richer contextual perspectives (e.g., error prevention, task decomposition in Fig. 2) to guide LLMs more comprehensively. Similarly, the increase in completion tokens reflects Prochemy’s focus on generating standardized, logically structured code in Fig. 3, with additional comments and documentation that improve code clarity and maintainability, thereby enhancing overall readability.

b) *Overhead Analysis:* For time cost, Prochemy demonstrates competitive time efficiency. In GPT-3.5-Turbo HumanEval evaluations, Zero-shot + Prochemy completes in 2.79s versus 3.76s for standard Zero-shot - a 25.8% reduction despite higher token usage. This efficiency gain becomes more pronounced with complex methods: CoT + Prochemy achieves 3.51s latency compared to 3.91s for vanilla CoT (10.2% improvement). The trend holds across model architectures, with Claude-3-Haiku showing 4.76s for Zero-shot + Prochemy versus 4.95s for AgentCoder-noiter. Multi-turn configurations reveal Prochemy’s scalability - LDB + Prochemy completes HumanEval’s tasks in 11.34s (GPT-3.5-Turbo) versus 14.49s for standard LDB, demonstrating 21.7% faster execution despite comparable token counts. The computational overhead associated with the Prochemy methodology is found to be comparable to the baseline implementation in the majority of experimental scenarios.

c) *Training:* For training, Prochemy’s token and time costs are highly sustainable compared to manual prompt engineering iterations. The optimization process incurs only a minimal one-time training cost, which does not impact inference overhead, making it especially efficient for batch processing. For instance, training on the HumanEval dataset

TABLE VII
TIME AND COST ANALYSIS (HUMAN EVAL & MBPP)

Prompting Methods	HumanEval				MBPP			
	GPT-3.5-Turbo	GPT-4o	Claude-3-Haiku	DeepSeek-V3	GPT-3.5-Turbo	GPT-4o	Claude-3-Haiku	DeepSeek-V3
Single-Turn								
Zero-Shot	184+358/3.76s	184+526/8.68s	188+372/3.82s	185+544/8.39s	124+191/2.14s	124+354/4.13s	126+273/3.14s	124+374/4.18s
Few-shot	303+425/2.59s	314+484/5.69s	322+437/2.61s	327+487/5.36s	217+254/2.16s	242+316/2.30s	237+285/3.23s	251+364/2.73s
CoT	204+423/3.91s	203+632/11.39s	209+447/4.34s	208+655/9.76s	143+246/2.85s	144+401/4.15s	144+323/3.51s	143+442/5.13s
APE	281+482/3.46s	314+705/5.53s	339+497/4.60s	322+712/9.78s	197+333/2.25s	242+495/4.28s	268+414/3.77s	295+515/4.78s
OPRO	244+402/3.52s	263+657/5.58s	310+513/4.87s	339+654/7.67s	241+248/2.03s	258+464/5.51s	311+356/3.27s	314+482/5.32s
BPO	223+340/2.86s	277+549/8.09s	323+504/4.42s	276+683/8.04s	186+229/2.50s	237+335/3.21s	244+282/2.86s	241+347/3.77s
Self-Collab-noiter	235+403/2.04s	236+551/5.26s	241+411/2.92s	238+566/6.30s	177+160/1.56s	178+278/1.93s	180+219/1.75s	182+281/1.87s
AgentCoder-noiter	304+576/4.93s	307+749/14.38s	309+586/4.95s	308+776/10.43s	248+404/3.13s	250+582/6.17s	248+493/4.65s	254+619/5.86s
LDB-noiter	322+486/3.79s	329+870/6.60s	324+533/4.92s	326+884/11.32s	259+303/2.56s	258+317/2.93s	260+310/2.78s	258+420/3.37s
Zero-shot+Prochemy	259+483/2.79s	312+641/11.45s	317+503/4.76s	322+702/10.08s	251+339/2.94s	307+512/4.23s	295+463/3.28s	337+462/3.91s
CoT+Prochemy	294+462/3.51s	355+728/11.73s	342+542/5.01s	357+743/10.94s	287+392/3.02s	339+537/4.40s	311+479/4.07s	362+499/4.38s
Multi-Turn								
Self-Collaboration	407+813/10.42s	492+1187/16.06s	434+891/12.37s	474+1171/19.28s	447+541/14.17s	527+672/18.36s	428+577/15.62s	547+880/24.01s
AgentCoder	386+962/11.77s	453+1011/14.44s	408+994/11.96s	458+1059/17.41s	477+492/12.64s	486+511/16.07s	473+519/13.37s	496+821/20.11s
LDB	587+1094/14.49s	523+1487/20.91s	548+1169/16.77s	515+1495/30.87s	527+814/18.31s	589+1066/22.16s	559+798/18.76s	541+974/29.55s
Self-Collab+Prochemy	388+844/10.36s	483+1172/15.49s	427+906/12.44s	490+1202/19.64s	436+550/14.43s	586+641/18.82s	419+568/15.27s	532+857/22.17s
AgentCoder+Prochemy	443+1011/11.91s	466+1064/14.61s	489+1071/14.74s	462+1097/18.02s	490+516/13.02s	527+549/16.88s	478+551/13.84s	507+864/20.98s
LDB+Prochemy	467+1057/11.34s	504+1390/20.03s	511+1084/16.48s	501+1447/29.64s	499+786/17.18s	591+1129/22.84s	513+762/17.84s	588+942/29.38s

TABLE VIII
TIME AND TOKEN COST ANALYSIS (LIVECODEBENCH)

Prompting Methods	LiveCodeBench				
	GPT-3.5-Turbo	GPT-4o	Claude-3.5-Sonnet	DeepSeek-V3	o1-mini
Single-Turn					
Zero-Shot	544+370/4.28s	533+663/19.01s	584+833/13.31s	525+764/11.47s	587+5947/42.93s
Few-shot	626+278/3.65s	626+595/12.85s	693+819/12.80s	620+760/11.53s	691+3982/25.96s
CoT	540+388/4.39s	540+706/19.79s	591+846/13.99s	532+752/11.37s	594+5308/37.21s
APE	609+388/4.53s	609+714/15.42s	666+842/15.56s	600+830/16.25s	666+4522/45.38s
OPRO	546+396/4.86s	546+702/15.96s	599+852/14.39s	538+812/13.35s	594+5534/52.99s
BPO	548+328/3.99s	548+650/13.47s	599+814/12.83s	540+731/11.33s	605+5551/51.95s
Self-Collab-noiter	658+250/3.24s	659+243/7.57s	716+291/7.14s	650+258/6.56s	723+2473/15.60s
AgentCoder-noiter	548+583/5.99s	548+751/20.22s	602+845/14.57s	540+934/15.87s	601+4981/44.20s
LDB-noiter	548+456/4.87s	517+646/15.24s	568+845/13.36s	509+964/17.55s	560+8684/76.52s
Zero-shot+Prochemy	589+532/5.83s	587+745/19.58s	641+837/13.86s	580+830/12.79s	645+5827/41.60s
CoT+Prochemy	662+436/6.62s	662+750/17.34s	722+989/14.03s	651+834/18.38s	727+4561/41.13s

with GPT-4o consumes approximately 18,000 tokens in total and takes just 60–80 seconds, demonstrating the low training cost. This efficiency is achieved by consolidating optimization knowledge into system prompts, rather than performing per-sample tuning, ensuring the method’s practicality for real-world deployment.

C. Threats to Validity

a) Threats to External Validity: The main threat to Prochemy’s external validity is that different model versions and architectures might affect its performance. To ensure our approach is generalizable, we tested it on six diverse large language models—both proprietary ones like ChatGPT and Claude, and open-source ones like DeepSeek—to validate its transferability. Although ChatGPT’s o1 model recommends using simple, direct prompts [42], this does not conflict with Prochemy’s strategy. Prochemy identifies near-optimal prompts for each model and task using training feedback and employs a tailored, iterative prompt mutation process for each model, enabling prompt optimization that is both specific and adaptable. Our experimental results in Table VI further demonstrate Prochemy’s compatibility with models adhering to minimalistic prompting guidelines.

b) Threats to Internal Validity: A key threat to internal validity is potential data leakage, as large language models are trained on extensive open-source code that may overlap with our experimental benchmarks. However, this risk does not significantly compromise the fairness of our experiments since all methods are consistently validated under the same model configuration. Therefore, the observed relative improvements between the baseline and Prochemy are deemed reliable under these controlled conditions. To further mitigate leakage risks, we conducted additional evaluations on LiveCodeBench, a dynamically refreshed dataset updated over time to minimize historical training overlap. For the training data used or generated in our experiments, we ensure that no overlapping occurs between the training data and the test sets used to evaluate the models. This precaution helps to maintain the integrity of our experimental results and ensures that the improvements reported are due to the effectiveness of Prochemy and not from the models having prior exposure to the test data.

VII. CONCLUSION

In this paper, we introduce Prochemy, an automated prompt optimization framework that systematically enhances code generation and translation across diverse large language models (LLMs). By aligning prompts with model capabilities

and task requirements through iterative refinement, Prochemy eliminates manual engineering while maintaining compatibility with multi-agent and reasoning-driven workflows. The experimental results show the effectiveness of Prochemy. On code generation benchmarks, Prochemy achieves average improvements of 4.04% (zero-shot), 4.55% (chain-of-thought), and 2.00% (multi-turn) across four LLMs in four datasets, setting new state-of-the-art results such as 96.3% accuracy on HumanEval (GPT-4o). The framework demonstrates cross-model consistency: Claude-3.5-Sonnet achieves 30.2% relative improvement on LiveCodeBench’s zero-shot tasks, while DeepSeek-V3 sees 21.5% gains in CoT settings. For code translation, Prochemy delivers 13.68% and 8.25% average improvements on Java-to-Python and Python-to-Java tasks, respectively. The further discussion shows that Prochemy also demonstrates good performance when combining with the o1-mini model, highlighting its effectiveness across different tasks and model configurations.

Prochemy’s plug-and-play design requires no architectural modifications or fine-tuning, ensuring computational efficiency. While high-capacity models exhibit diminishing returns, the framework balances automation and capability exploitation, unifying optimization across code synthesis, reasoning, and translation tasks. These results establish Prochemy as a scalable paradigm for advancing LLM-driven software development.

VIII. DATA AVAILABILITY

Our code, data, and results are available at <https://github.com/buriyuanou/Prochemy>.

REFERENCES

- [1] M. Chen, J. Tworek, H. Jun, Q. Yuan, H. P. D. O. Pinto, J. Kaplan, H. Edwards, Y. Burda, N. Joseph, G. Brockman *et al.*, “Evaluating large language models trained on code,” *arXiv preprint arXiv:2107.03374*, 2021.
- [2] A. Svyatkovskiy, S. K. Deng, S. Fu, and N. Sundaresan, “Intellicode compose: Code generation using transformer,” in *Proceedings of the 28th ACM joint meeting on European software engineering conference and symposium on the foundations of software engineering*, 2020, pp. 1433–1443.
- [3] J. Li, G. Li, Y. Li, and Z. Jin, “Structured chain-of-thought prompting for code generation,” *ACM Trans. Softw. Eng. Methodol.*, aug 2024. [Online]. Available: <https://doi.org/10.1145/3690635>
- [4] A. Fan, B. Gokkaya, M. Harman, M. Lyubarskiy, S. Sengupta, S. Yoo, and J. M. Zhang, “Large language models for software engineering: Survey and open problems,” 2023. [Online]. Available: <https://arxiv.org/abs/2310.03533>
- [5] Y. Liu, S. Tao, W. Meng, F. Yao, X. Zhao, and H. Yang, “Logprompt: Prompt engineering towards zero-shot and interpretable log analysis,” in *Proceedings of the 2024 IEEE/ACM 46th International Conference on Software Engineering: Companion Proceedings*, 2024, pp. 364–365.
- [6] Y. Fu, L. Ou, M. Chen, Y. Wan, H. Peng, and T. Khot, “Chain-of-thought hub: A continuous effort to measure large language models’ reasoning performance,” 2023. [Online]. Available: <https://arxiv.org/abs/2305.17306>
- [7] Q. Guo, R. Wang, J. Guo, B. Li, K. Song, X. Tan, G. Liu, J. Bian, and Y. Yang, “Connecting large language models with evolutionary algorithms yields powerful prompt optimizers,” 2024. [Online]. Available: <https://arxiv.org/abs/2309.08532>
- [8] J. Wu, T. Yu, R. Wang, Z. Song, R. Zhang, H. Zhao, C. Lu, S. Li, and R. Henao, “Infoprompt: Information-theoretic soft prompt tuning for natural language understanding,” *Advances in Neural Information Processing Systems*, vol. 36, 2024.
- [9] A. Radford, J. Wu, R. Child, D. Luan, D. Amodei, I. Sutskever *et al.*, “Language models are unsupervised multitask learners,” *OpenAI blog*, vol. 1, no. 8, p. 9, 2019.
- [10] B. Mann, N. Ryder, M. Subbiah, J. Kaplan, P. Dhariwal, A. Neelakantan, P. Shyam, G. Sastry, A. Askell, S. Agarwal *et al.*, “Language models are few-shot learners,” *arXiv preprint arXiv:2005.14165*, vol. 1, 2020.
- [11] D. Huang, J. M. Zhang, M. Luck, Q. Bu, Y. Qing, and H. Cui, “Agentcoder: Multi-agent-based code generation with iterative testing and optimisation,” 2024. [Online]. Available: <https://arxiv.org/abs/2312.13010>
- [12] L. Zhong, Z. Wang, and J. Shang, “Debug like a human: A large language model debugger via verifying runtime execution step-by-step,” 2024. [Online]. Available: <https://arxiv.org/abs/2402.16906>
- [13] T. Ahmed, K. S. Pai, P. Devanbu, and E. Barr, “Automatic semantic augmentation of language model prompts (for code summarization),” in *Proceedings of the IEEE/ACM 46th International Conference on Software Engineering*, ser. ICSE ’24. New York, NY, USA: Association for Computing Machinery, 2024. [Online]. Available: <https://doi.org/10.1145/3597503.3639183>
- [14] Radford, Alec, Narasimhan, Karthik, Salimans, Tim, Sutskever, Ilya *et al.*, “Improving language understanding by generative pre-training,” 2018.
- [15] T. Brown, B. Mann, N. Ryder, M. Subbiah, J. D. Kaplan, P. Dhariwal, A. Neelakantan, P. Shyam, G. Sastry, A. Askell *et al.*, “Language models are few-shot learners,” *Advances in neural information processing systems*, vol. 33, pp. 1877–1901, 2020.
- [16] Y. Bai, S. Kadavath, S. Kundu, A. Askell, J. Kernion, A. Jones, A. Chen, A. Goldie, A. Mirhoseini, C. McKinnon, C. Chen, C. Olsson, C. Olah, D. Hernandez, D. Drain, D. Ganguli, D. Li, E. Tran-Johnson, E. Perez, J. Kerr, J. Mueller, J. Ladish, J. Landau, K. Ndousse, K. Lukosuite, L. Lovitt, M. Sellitto, N. Elhage, N. Schiefer, N. Mercado, N. DasSarma, R. Lasenby, R. Larson, S. Ringer, S. Johnston, S. Kravec, S. E. Showk, S. Fort, T. Lanham, T. Telleen-Lawton, T. Conerly, T. Henighan, T. Hume, S. R. Bowman, Z. Hatfield-Dodds, B. Mann, D. Amodei, N. Joseph, S. McCandlish, T. Brown, and J. Kaplan, “Constitutional ai: Harmlessness from ai feedback,” 2022. [Online]. Available: <https://arxiv.org/abs/2212.08073>
- [17] Y. Bai, A. Jones, K. Ndousse, A. Askell, A. Chen, N. DasSarma, D. Drain, S. Fort, D. Ganguli, T. Henighan, N. Joseph, S. Kadavath, J. Kernion, T. Conerly, S. El-Showk, N. Elhage, Z. Hatfield-Dodds, D. Hernandez, T. Hume, S. Johnston, S. Kravec, L. Lovitt, N. Nanda, C. Olsson, D. Amodei, T. Brown, J. Clark, S. McCandlish, C. Olah, B. Mann, and J. Kaplan, “Training a helpful and harmless assistant with reinforcement learning from human feedback,” 2022. [Online]. Available: <https://arxiv.org/abs/2204.05862>
- [18] DeepSeek-AI, “Deepseek-v2: A strong, economical, and efficient mixture-of-experts language model,” 2024. [Online]. Available: <https://arxiv.org/abs/2405.04434>
- [19] D. Guo, Q. Zhu, D. Yang, Z. Xie, K. Dong, W. Zhang, G. Chen, X. Bi, Y. Wu, Y. K. Li, F. Luo, Y. Xiong, and W. Liang, “Deepseek-coder: When the large language model meets programming – the rise of code intelligence,” 2024. [Online]. Available: <https://arxiv.org/abs/2401.14196>
- [20] DeepSeek-AI, A. Liu, B. Feng, B. Xue, B. Wang, B. Wu, C. Lu, C. Zhao, C. Deng, C. Zhang, C. Ruan, D. Dai, D. Guo, D. Yang, D. Chen, D. Ji, E. Li, F. Lin, F. Dai, F. Luo, G. Hao, G. Chen, G. Li, H. Zhang, H. Bao, H. Xu, H. Wang, H. Zhang, H. Ding, H. Xin, H. Gao, H. Li, H. Qu, J. L. Cai, J. Liang, J. Guo, J. Ni, J. Li, J. Wang, J. Chen, J. Chen, J. Yuan, J. Qiu, J. Li, J. Song, K. Dong, K. Hu, K. Gao, K. Guan, K. Huang, K. Yu, L. Wang, L. Zhang, L. Xu, L. Xia, L. Zhao, L. Wang, L. Zhang, M. Li, M. Wang, M. Zhang, M. Zhang, M. Tang, M. Li, N. Tian, P. Huang, P. Wang, P. Zhang, Q. Wang, Q. Zhu, Q. Chen, Q. Du, R. J. Chen, R. L. Jin, R. Ge, R. Zhang, R. Pan, R. Wang, R. Xu, R. Zhang, R. Chen, S. S. Li, S. Lu, S. Zhou, S. Chen, S. Wu, S. Ye, S. Ye, S. Ma, S. Wang, S. Zhou, S. Yu, S. Zhou, S. Pan, T. Wang, T. Yun, T. Pei, T. Sun, W. L. Xiao, W. Zeng, W. Zhao, W. An, W. Liu, W. Liang, W. Gao, W. Yu, W. Zhang, X. Q. Li, X. Jin, X. Wang, X. Bi, X. Liu, X. Wang, X. Shen, X. Chen, X. Zhang, X. Chen, X. Nie, X. Sun, X. Wang, X. Cheng, X. Liu, X. Xie, X. Liu, X. Yu, X. Song, X. Shan, X. Zhou, X. Zhang, X. Li, X. Su, X. Lin, Y. K. Li, Y. Q. Wang, Y. X. Wei, Y. X. Zhu, Y. Zhang, Y. Xu, Y. Xu, Y. Huang, Y. Li, Y. Zhao, Y. Sun, Y. Li, Y. Wang, Y. Yu, Y. Zheng, Y. Zhang, Y. Shi, Y. Xiong, Y. He, Y. Tang, Y. Piao, Y. Wang, Y. Tan, Y. Ma, Y. Liu, Y. Guo, Y. Wu, Y. Ou, Y. Zhu, Y. Wang, Y. Gong, Y. Zou, Y. He, Y. Zha, Y. Xiong, Y. Ma, Y. Yan, Y. Luo, Y. You, Y. Liu, Y. Zhou, Z. F. Wu, Z. Z. Ren, Z. Ren, Z. Sha, Z. Fu, Z. Xu, Z. Huang, Z. Zhang, Z. Xie, Z. Zhang, Z. Hao, Z. Gou, Z. Ma, Z. Yan, Z. Shao, Z. Xu, Z. Wu, Z. Zhang, Z. Li, Z. Gu, Z. Zhu, Z. Liu, Z. Li,

- Z. Xie, Z. Song, Z. Gao, and Z. Pan, "Deepseek-v3 technical report," 2024. [Online]. Available: <https://arxiv.org/abs/2412.19437>
- [21] F. F. Xu, U. Alon, G. Neubig, and V. J. Hellendoorn, "A systematic evaluation of large language models of code," in *Proceedings of the 6th ACM SIGPLAN International Symposium on Machine Programming*, ser. MAPS 2022. New York, NY, USA: Association for Computing Machinery, 2022, p. 1–10. [Online]. Available: <https://doi.org/10.1145/3520312.3534862>
- [22] C. Wang, Y. Yang, C. Gao, Y. Peng, H. Zhang, and M. R. Lyu, "No more fine-tuning? an experimental evaluation of prompt tuning in code intelligence," in *Proceedings of the 30th ACM Joint European Software Engineering Conference and Symposium on the Foundations of Software Engineering*, ser. ESEC/FSE 2022. New York, NY, USA: Association for Computing Machinery, 2022, p. 382–394. [Online]. Available: <https://doi.org/10.1145/3540250.3549113>
- [23] J. Wei, X. Wang, D. Schuurmans, M. Bosma, F. Xia, E. Chi, Q. V. Le, D. Zhou *et al.*, "Chain-of-thought prompting elicits reasoning in large language models," *Advances in neural information processing systems*, vol. 35, pp. 24 824–24 837, 2022.
- [24] Y. Zhou, A. I. Muresanu, Z. Han, K. Paster, S. Pitis, H. Chan, and J. Ba, "Large language models are human-level prompt engineers," 2023. [Online]. Available: <https://arxiv.org/abs/2211.01910>
- [25] R. Pryzant, D. Iyer, J. Li, Y. T. Lee, C. Zhu, and M. Zeng, "Automatic prompt optimization with "gradient descent" and beam search," 2023. [Online]. Available: <https://arxiv.org/abs/2305.03495>
- [26] C. Yang, X. Wang, Y. Lu, H. Liu, Q. V. Le, D. Zhou, and X. Chen, "Large language models as optimizers," 2024. [Online]. Available: <https://arxiv.org/abs/2309.03409>
- [27] J. Cheng, X. Liu, K. Zheng, P. Ke, H. Wang, Y. Dong, J. Tang, and M. Huang, "Black-box prompt optimization: Aligning large language models without model training," in *Proceedings of the 62nd Annual Meeting of the Association for Computational Linguistics (Volume 1: Long Papers)*, L.-W. Ku, A. Martins, and V. Srikumar, Eds. Bangkok, Thailand: Association for Computational Linguistics, Aug. 2024, pp. 3201–3219. [Online]. Available: <https://aclanthology.org/2024.acl-long.176>
- [28] J. Schulman, F. Wolski, P. Dhariwal, A. Radford, and O. Klimov, "Proximal policy optimization algorithms," 2017. [Online]. Available: <https://arxiv.org/abs/1707.06347>
- [29] R. Rafailov, A. Sharma, E. Mitchell, S. Ermon, C. D. Manning, and C. Finn, "Direct preference optimization: Your language model is secretly a reward model," 2024. [Online]. Available: <https://arxiv.org/abs/2305.18290>
- [30] Y. Dong, X. Jiang, Z. Jin, and G. Li, "Self-collaboration code generation via chatgpt," 2024. [Online]. Available: <https://arxiv.org/abs/2304.07590>
- [31] J. Austin, A. Odena, M. Nye, M. Bosma, H. Michalewski, D. Dohan, E. Jiang, C. Cai, M. Terry, Q. Le, and C. Sutton, "Program synthesis with large language models," 2021. [Online]. Available: <https://arxiv.org/abs/2108.07732>
- [32] J. Liu, C. S. Xia, Y. Wang, and L. Zhang, "Is your code generated by chatgpt really correct? rigorous evaluation of large language models for code generation," in *Proceedings of the 37th International Conference on Neural Information Processing Systems*, ser. NIPS '23. Red Hook, NY, USA: Curran Associates Inc., 2024.
- [33] N. Jain, K. Han, A. Gu, W. Li, F. Yan, T. Zhang, S. Wang, A. Solar-Lezama, K. Sen, and I. Stoica, "Livecodebench: Holistic and contamination free evaluation of large language models for code," *arXiv preprint*, 2024.
- [34] R. Puri, D. S. Kung, G. Janssen, W. Zhang, G. Domeniconi, V. Zolotov, J. Dolby, J. Chen, M. Choudhury, L. Decker, V. Thost, L. Buratti, S. Pujar, S. Ramji, U. Finkler, S. Malaika, and F. Reiss, "Codenet: A large-scale ai for code dataset for learning a diversity of coding tasks," 2021. [Online]. Available: <https://arxiv.org/abs/2105.12655>
- [35] W. U. Ahmad, M. G. R. Tushar, S. Chakraborty, and K.-W. Chang, "Avatar: A parallel corpus for java-python program translation," 2023. [Online]. Available: <https://arxiv.org/abs/2108.11590>
- [36] R. Pan, A. R. Ibrahimzada, R. Krishna, D. Sankar, L. P. Wassi, M. Merler, B. Sobolev, R. Pavuluri, S. Sinha, and R. Jabbarvand, "Lost in translation: A study of bugs introduced by large language models while translating code," in *Proceedings of the IEEE/ACM 46th International Conference on Software Engineering*, ser. ICSE '24, vol. 34. ACM, Apr. 2024, p. 1–13. [Online]. Available: <http://dx.doi.org/10.1145/3597503.3639226>
- [37] D. Huang, Q. Bu, Y. Qing, and H. Cui, "Codecot: Tackling code syntax errors in cot reasoning for code generation," 2024. [Online]. Available: <https://arxiv.org/abs/2308.08784>
- [38] M. A. Islam, M. E. Ali, and M. R. Parvez, "Mapcoder: Multi-agent code generation for competitive problem solving," 2024. [Online]. Available: <https://arxiv.org/abs/2405.11403>
- [39] S. Ouyang, J. M. Zhang, M. Harman, and M. Wang, "An empirical study of the non-determinism of chatgpt in code generation," *ACM Trans. Softw. Eng. Methodol.*, vol. 34, no. 2, Jan. 2025. [Online]. Available: <https://doi.org/10.1145/3697010>
- [40] B. Chen, F. Zhang, A. Nguyen, D. Zan, Z. Lin, J.-G. Lou, and W. Chen, "Codet: Code generation with generated tests," *arXiv preprint arXiv:2207.10397*, 2022.
- [41] E. Nijkamp, B. Pang, H. Hayashi, L. Tu, H. Wang, Y. Zhou, S. Savarese, and C. Xiong, "Codegen: An open large language model for code with multi-turn program synthesis," *arXiv preprint arXiv:2203.13474*, 2022.
- [42] OpenAI, "Learning to reason with large language models," <https://openai.com/index/learning-to-reason-with-llms/>, 2024.