

AN EFFICIENT METHOD OF SPLINE APPROXIMATION FOR POWER FUNCTION

PETRO KOLOSOV

ABSTRACT. Let $P(m, X, N)$ be an m -degree polynomial in $X \in \mathbb{R}$ having fixed non-negative integers m and N . The polynomial $P(m, X, N)$ is derived from a rearrangement of Faulhaber's formula in the context of Knuth's work entitled "Johann Faulhaber and sums of powers". In this manuscript we discuss the approximation properties of polynomial $P(m, X, N)$. In particular, the polynomial $P(m, X, N)$ approximates the odd power function X^{2m+1} in a certain neighborhood of a fixed non-negative integer N with a percentage error under 1%. By increasing the value of N the length of convergence interval with odd-power X^{2m+1} also increases. Furthermore, this approximation technique is generalized for arbitrary non-negative exponent j of the power function X^j by using splines.

CONTENTS

| | |
|--------------------|----|
| 1. Introduction | 2 |
| 2. Generalizations | 7 |
| 3. Use cases | 9 |
| 4. Conclusions | 12 |
| References | 13 |

Date: March 12, 2025.

2010 *Mathematics Subject Classification.* 41-XX, 32E30.

Key words and phrases. Approximation, Power function, Spline approximation, Polynomials, Polynomial identities, Binomial coefficients .

Sources: <https://github.com/kolosovpetro/AnEfficientMethodOfSplineApproximation>

1. INTRODUCTION

Consider the m -degree polynomial $P(m, X, N)$ having fixed non-negative integers m and N

$$P(m, X, N) = \sum_{r=0}^m \sum_{k=1}^N \mathbf{A}_{m,r} k^r (X - k)^r$$

For example

$$P(2, X, 0) = 0$$

$$P(2, X, 1) = 30X^2 - 60X + 31$$

$$P(2, X, 2) = 150X^2 - 540X + 512$$

$$P(2, X, 3) = 420X^2 - 2160X + 2943$$

$$P(2, X, 4) = 900X^2 - 6000X + 10624$$

where $\mathbf{A}_{m,r}$ is a real coefficient defined recursively, see [1, 2, 3, 4]. For example,

| m/r | 0 | 1 | 2 | 3 | 4 | 5 | 6 | 7 |
|-------|---|---------|--------|--------|-----|------|-------|-------|
| 0 | 1 | | | | | | | |
| 1 | 1 | 6 | | | | | | |
| 2 | 1 | 0 | 30 | | | | | |
| 3 | 1 | -14 | 0 | 140 | | | | |
| 4 | 1 | -120 | 0 | 0 | 630 | | | |
| 5 | 1 | -1386 | 660 | 0 | 0 | 2772 | | |
| 6 | 1 | -21840 | 18018 | 0 | 0 | 0 | 12012 | |
| 7 | 1 | -450054 | 491400 | -60060 | 0 | 0 | 0 | 51480 |

Table 1. Coefficients $\mathbf{A}_{m,r}$. See the OEIS sequences [5, 6].

The polynomial $P(m, X, N)$ is derived from a rearrangement of Faulhaber's formula in the context of Knuth's work entitled *Johann Faulhaber and sums of powers*, see [7]. In particular, the polynomial $P(m, X, N)$ yields an identity for odd powers

$$P(m, X, X) = X^{2m+1}$$

In its extended form

$$X^{2m+1} = \sum_{r=0}^m \sum_{k=1}^X \mathbf{A}_{m,r} k^r (X - k)^r$$

The exact relation between Faulhaber's formula and $P(m, X, N)$ is shown by [8].

However, apart from the polynomial identity for odd powers, a few approximation properties of $P(m, X, N)$ were discovered in addition. Therefore, in this manuscript we explore the approximation properties of the polynomial $P(m, X, N)$. During our discussion, we utilize the following well-known criteria to measure and estimate the error of approximation: Absolute error, Relative error and Percentage error. Assume that the function $f_2(x)$ approximates the function $f_1(x)$, then errors are given by

$$\begin{aligned} \text{Absolute Error} &= |f_1(x) - f_2(x)| \\ \text{Relative Error} &= \frac{|f_1(x) - f_2(x)|}{|f_1(x)|} \\ \text{Percentage Error} &= \frac{|f_1(x) - f_2(x)|}{|f_1(x)|} \times 100\% \end{aligned}$$

Diving straight into the point, we switch our focus to the partial case of polynomial $P(2, X, 4) = 900X^2 - 6000X + 10624$ to show the first example of how it approximates the odd power function X^5 . In general, we approximate the polynomial X^{2m+1} using a lower-degree polynomial of degree m . The following image demonstrates the approximation of fifth power X^5 by $P(2, X, 4) = 900X^2 - 6000X + 10624$

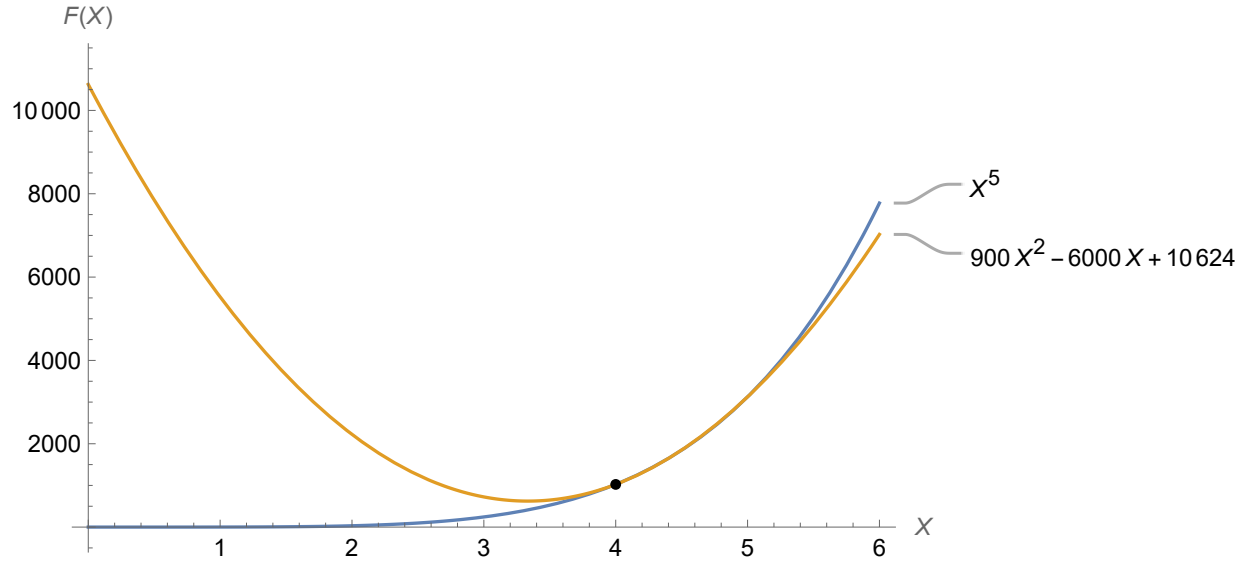


Figure 1. Approximation of fifth power X^5 by $P(2, X, 4)$. Convergence interval is $4.0 \leq X \leq 5.1$ with a percentage error $E < 1\%$.

As observed, the polynomial $P(2, X, 4)$ approximates X^5 in a certain neighborhood of $N = 4$ with the convergence interval $4.0 \leq X \leq 5.1$ such that the percentage error is less than 1% which is quite remarkable. The following table presents specific values of absolute, relative, and percentage errors for this approximation

| X | X^5 | $900X^2 - 6000X + 10624$ | ABS | Relative | % Error |
|----------|---------|--------------------------|------------|-----------------|----------------|
| 4.0 | 1024.0 | 1024.0 | 0.0 | 0.0 | 0.0 |
| 4.1 | 1158.56 | 1153.0 | 5.56201 | 0.00480079 | 0.480079 |
| 4.2 | 1306.91 | 1300.0 | 6.91232 | 0.00528905 | 0.528905 |
| 4.3 | 1470.08 | 1465.0 | 5.08443 | 0.0034586 | 0.34586 |
| 4.4 | 1649.16 | 1648.0 | 1.16224 | 0.000704746 | 0.0704746 |
| 4.5 | 1845.28 | 1849.0 | 3.71875 | 0.00201528 | 0.201528 |
| 4.6 | 2059.63 | 2068.0 | 8.37024 | 0.00406395 | 0.406395 |
| 4.7 | 2293.45 | 2305.0 | 11.5499 | 0.00503605 | 0.503605 |
| 4.8 | 2548.04 | 2560.0 | 11.9603 | 0.00469393 | 0.469393 |
| 4.9 | 2824.75 | 2833.0 | 8.24751 | 0.00291973 | 0.291973 |
| 5.0 | 3125.0 | 3124.0 | 1.0 | 0.00032 | 0.032 |
| 5.1 | 3450.25 | 3433.0 | 17.2525 | 0.00500036 | 0.500036 |

Table 2. Comparison of X^5 and $P(2, X, 4) = 900X^2 - 6000X + 10624$

One more interesting observation arises by increasing the value of N in $P(m, X, N)$ while keeping m fixed. As N increases, the length of the convergence interval with the odd-power X^{2m+1} also increases. For instance,

- For $P(2, X, 4)$ and X^5 , the convergence interval with a percentage error less than 1% is $4.0 \leq X \leq 5.1$, with a length $L = 1.1$
- For $P(2, X, 20)$ and X^5 , the convergence interval with a percentage error less than 1% is $18.7 \leq X \leq 22.9$, with a length $L = 4.2$
- For $P(2, X, 120)$ and X^5 , the convergence interval with a percentage error less than 1% is $110.0 \leq X \leq 134.7$, with a length $L = 24.7$

The reason behind this behavior lies in the implicit form of the polynomial $P(m, X, N)$, meaning that

$$P(m, X, N) = \sum_{r=0}^m (-1)^{m-r} U(m, N, r) \cdot X^r$$

where $U(m, N, r)$ is a polynomial defined as follows

$$U(m, N, r) = (-1)^m \sum_{k=1}^N \sum_{j=r}^m \binom{j}{r} \mathbf{A}_{m,j} k^{2j-r} (-1)^j$$

which grows as N increases. Few cases of coefficients $U(m, N, r)$ are registered as OEIS sequences [9, 10, 11].

To summarize, let us recap the key findings so far. The polynomial $P(m, X, N)$ is an m -degree polynomial in $X \in \mathbb{R}$ with fixed non-negative integers m and N . It approximates the odd power function X^{2m+1} within a specific neighborhood of N . The length L of the convergence interval between X^{2m+1} and $P(m, X, N)$ increases as N grows.

For the sake of clear and precise verification of results, consider the Mathematica programs to generate plots and data tables, so that reader is able to verify the main results of current part of manuscript, see [12].

So far we have discussed approximation of odd power function X^{2m+1} , now we focus on its even case X^{2m+2} which is quite straightforward. Considering the same example $P(2, X, 4)$ we reach the approximation of even power X^6 by means of K -times multiplication by X , with graphic representation as follows

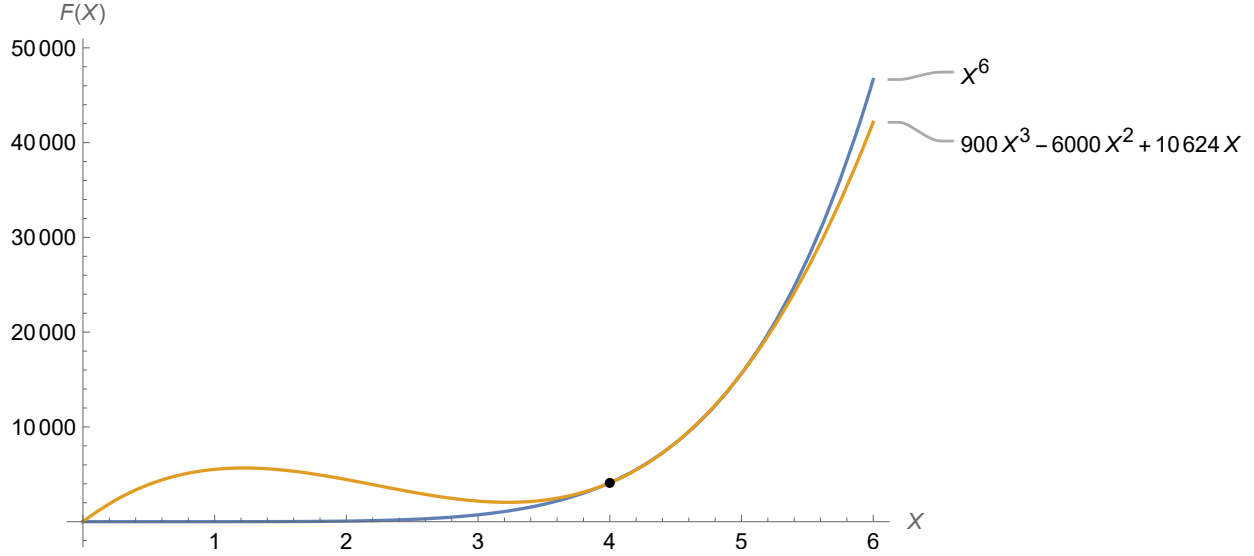


Figure 2. Approximation of sixth power X^6 by $P(2, X, 4) \cdot X$. Convergence interval is $3.9 \leq X \leq 5.1$ with a percentage error $E < 3\%$.

Therefore, we have reached the statement that the polynomial $P(m, X, N)$ is an m -degree polynomial in X , having fixed non-negative integers m and N . It approximates the power function X^j in a certain neighborhood of fixed N . The length of convergence interval between the power function X^j and $P(m, X, N) \cdot X^k$ increases as N grow.

2. GENERALIZATIONS

Previously, we have discussed that polynomial $P(m, X, N)$ approximates power function X^j in some neighborhood of fixed non-negative integer N . Approximation by $P(m, X, N)$ can be adjusted by X^k multiplication for even exponents of power function. In general, it is safe to say that power function X^j is approximated by $P(m, X, N) \cdot X^k$ where $k = 0$ for odd exponent j and k is either $k = 1$ or $k = -1$ for an even exponent j . Therefore, for arbitrary exponent j in X^j we have

$$X^j \approx \begin{cases} P(m, X, N) & j = 2m + 1 \\ P(m, X, N) \cdot X & j = 2m + 2 \\ P(m, X, N) \cdot X^{-1} & j = 2m \end{cases}$$

Of course, there are other variations of the value of k , but we will stick to the simple case for the moment.

As we also discussed, the length L of the convergence interval between X^j and its approximation by $P(m, X, N)$ increases as N grow. However, the convergence interval is still bounded, which could not satisfy certain approximation scenarios. Depending on the approximation requirements in terms of convergence interval length L a single polynomial $P(m, X, N)$ with fixed m and N may be unsuitable. Here is the place where spline approximation comes into play. The spline $S(x)$ is piecewise defined function over the interval (x_0, \dots, x_n)

$$S(x) = \begin{cases} f_1(x), & x_0 \leq x < x_1 \\ f_2(x), & x_1 \leq x < x_2 \\ \vdots & \vdots \\ f_n(x), & x_{n-1} \leq x \leq x_n \end{cases}$$

The given points x_k are called *knots*.

Assume that the approximation requirement in terms of convergence length L is to approximate the power function X^j bounded by real points A and B such that $A < B$. Splines perfectly fit the need to match an arbitrary convergence range for the power function X^j using the approximation by $P(m, X, N)$. Formally,

$$X^j \approx \begin{cases} P(m, X, N + t_1) \cdot X^k & x_0 \leq x < x_1 \\ P(m, X, N + t_2) \cdot X^k & x_1 \leq x < x_2 \\ \vdots & \vdots \\ P(m, X, N + t_{n-1}) \cdot X^k & x_{n-1} \leq x < x_n \end{cases}$$

The values of t_r to be adjusted according to approximation requirements in terms of accuracy.

3. USE CASES

The approximation technique above has its own constraints and limitations. For instance, approximation requirements should have precisely specified exponent j in X^j because for each j there is a matching polynomial $P(m, X, N)$. Perfectly, there should be a set pre-compiled polynomials $P(m, X, N)$ matching precise exponent j in X^j over exactly defined approximation range with required error of approximation E as a constraint. Generally, the approximation of power function X^j by $P(m, X, N)$ can be broken down into the following steps

- (1) Define the exponent j in X^j
- (2) Define the required error threshold E
- (3) Define the required interval of approximation I
- (4) Choose and precompile polynomials $P(m, X, N)$ so that the required interval of approximation and error threshold E are satisfied
- (5) Define a set of knots so that the error threshold E and the interval of approximation I requirements are satisfied

Defining set of spline knots essentially requires an inspection of the convergence intervals between X^j and $P(m, X, N + t_k)$ by choosing knots such that the interval of approximation and error threshold are satisfied. Consider an example. Let be the following approximation requirements

- (1) Exponent $j = 3$
- (2) Percentage error threshold $E \leq 1\%$
- (3) Interval of approximation $10 \leq X \leq 15$

Now we have to choose a set of polynomials $P(m, X, N + t_k)$ based on which we adjust a set of spline knots. We can safely choose integers t_k in range $10 \leq t_k \leq 15$ because of the

following properties of $P(m, X, N)$.

$$P(m, X, X) = X^{2m+1}$$

$$P(m, X, X + 1) = (X + 1)^{2m+1} - 1$$

Therefore, for each two consequential points $N = X, N = X + 1$ the absolute difference $P(m, X, X) - P(m, X, X + 1)$ equals to one, consequently, the range $[X, X + 1]$ satisfies the 1% error threshold for any pair j, X such that $X^j \leq 100$. The approximation range $10 \leq X \leq 15$ and exponent $j = 3$ are chosen intentionally to show the spline approximation with percentage error threshold less than 1%. Therefore, to approximate the polynomial X^3 in the range $10 \leq X \leq 15$, we use the following spline function

$$X^3 \approx \begin{cases} P(1, X, 10) = -2300 + 330X, & 10 \leq X < 11 \\ P(1, X, 11) = -3025 + 396X, & 11 \leq X < 12 \\ P(1, X, 12) = -3888 + 468X, & 12 \leq X < 13 \\ P(1, X, 13) = -4901 + 546X, & 13 \leq X < 14 \\ P(1, X, 14) = -6076 + 630X, & 14 \leq X \leq 15 \end{cases} \quad (1)$$

Graphically, this linear approximation of cubes looks as follows

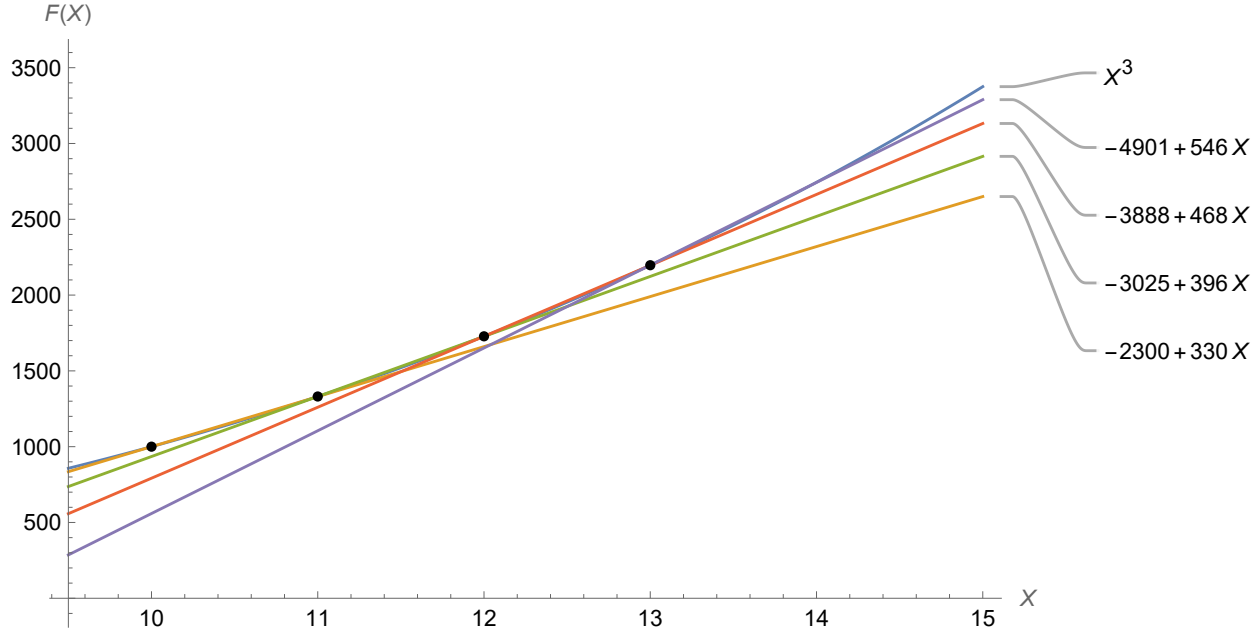


Figure 3. Approximation of cubes X^3 by splines (1). Convergence interval is $10 \leq X \leq 15$ with a percentage error $E < 1\%$.

where the spline knots are integers in the range $10 \leq N \leq 14$.

The same principle applies for even exponent $j = 4$ in X^j with the same convergence interval $10 \leq X \leq 15$ and approximation error under 1%

$$X^4 \approx \begin{cases} P(1, X, 10) \cdot X = -2300X + 330X^2, & 10 \leq X < 11 \\ P(1, X, 11) \cdot X = -3025X + 396X^2, & 11 \leq X < 12 \\ P(1, X, 12) \cdot X = -3888X + 468X^2, & 12 \leq X < 13 \\ P(1, X, 13) \cdot X = -4901X + 546X^2, & 13 \leq X < 14 \\ P(1, X, 14) \cdot X = -6076X + 630X^2, & 14 \leq X \leq 15 \end{cases} \quad (2)$$

Which graphically looks as follows

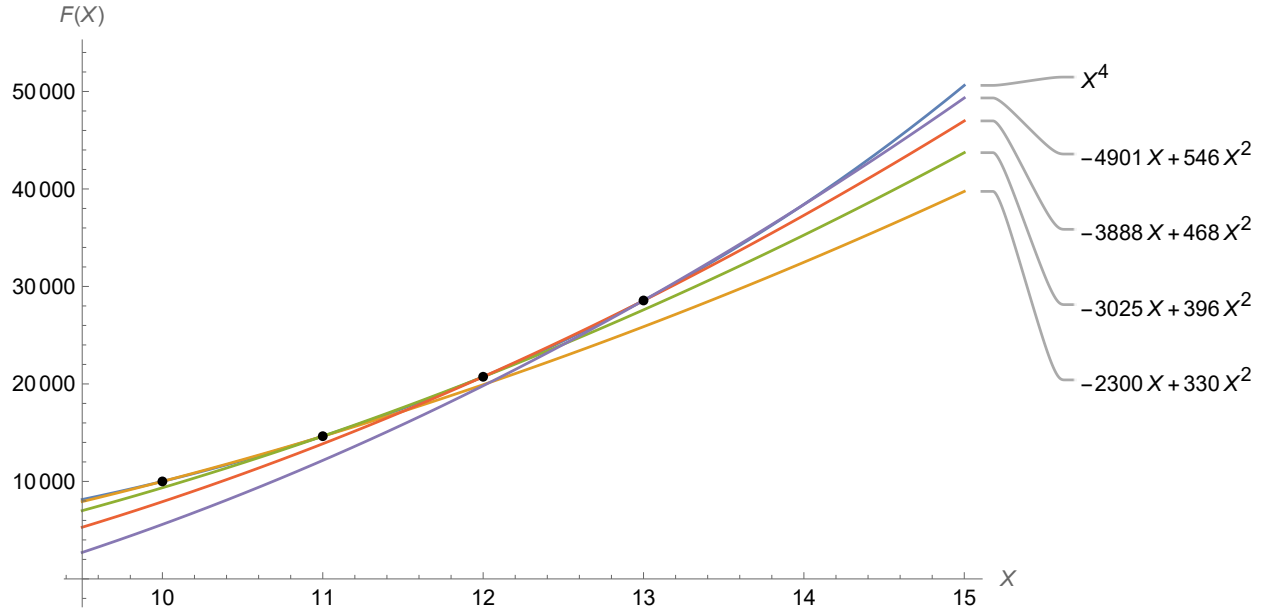


Figure 4. Approximation of X^4 by splines (2). Convergence interval is $10 \leq X \leq 15$ with a percentage error $E < 1\%$.

In general, for each variation of X^j such that $X^j \geq 100$ the approximation can be done using splines in $P(m, X, N)$ over the interval $A \leq X \leq B$ with spline knot vector be the integers in range from A to B so that knots vector is $\{A, A + 1, A + 2, \dots, B\}$. Because,

$$P(m, X, X) = X^{2m+1}$$

$$P(m, X, X + 1) = (X + 1)^{2m+1} - 1$$

This can be further optimized depending on the value of N in $P(m, X, N)$ because the convergence interval with the power function X^j increases as N grows.

4. CONCLUSIONS

We have established that $P(m, X, N)$ is an m -degree polynomial in $X \in \mathbb{R}$ having fixed non-negative integers m and N .

The polynomial $P(m, X, N)$ is a result of a rearrangement in Faulhaber's formula in the context of Knuth's work *Johann Faulhaber and sums of powers*, see [7]. The exact relation between Faulhaber's formula and $P(m, X, N)$ is shown by [8].

In this manuscript we have discussed the approximation properties of the polynomial $P(m, X, N)$.

In particular, the polynomial $P(m, X, N)$ approximates odd power function X^{2m+1} in a certain neighborhood around a fixed non-negative integer N with percentage error of less than 1%.

By increasing the value of N the length of the convergence interval with the odd-power X^{2m+1} also increases.

Furthermore, this approximation technique is generalized to an arbitrary non-negative exponent power function X^j by using splines.

In general, for each variation of X^j such that $X^j \geq 100$ the approximation can be done using splines in $P(m, X, N)$ over the interval $A \leq X \leq B$ with the spline knot vector being the integers in range from A to B , so that the knots vector is $\{A, A + 1, A + 2, \dots, B\}$. Because,

$$P(m, X, X) = X^{2m+1}$$

$$P(m, X, X + 1) = (X + 1)^{2m+1} - 1$$

This can be further optimized depending on the value of N in $P(m, X, N)$ because the convergence interval with the power function X^j increases as N grows.

REFERENCES

- [1] Alekseyev, Max. MathOverflow answer 297916/113033, 2018. <https://mathoverflow.net/a/297916/113033>.
- [2] Kolosov, Petro. On the link between binomial theorem and discrete convolution. *arXiv preprint arXiv:1603.02468*, 2016. <https://arxiv.org/abs/1603.02468>.
- [3] Kolosov, Petro. 106.37 An unusual identity for odd-powers. *The Mathematical Gazette*, 106(567):509–513, 2022. <https://doi.org/10.1017/mag.2022.129>.
- [4] Petro Kolosov. History and overview of the polynomial $P(m,b,x)$, 2024. <https://kolosovpetro.github.io/pdf/HistoryAndOverviewOfPolynomialP.pdf>.

- [5] Petro Kolosov. Entry A302971 in The On-Line Encyclopedia of Integer Sequences, 2018. <https://oeis.org/A302971>.
- [6] Petro Kolosov. Entry A304042 in The On-Line Encyclopedia of Integer Sequences, 2018. <https://oeis.org/A304042>.
- [7] Knuth, Donald E. Johann Faulhaber and sums of powers. *Mathematics of Computation*, 61(203):277–294, 1993. <https://arxiv.org/abs/math/9207222>.
- [8] Petro Kolosov. Unexpected polynomial identity, 2025. <https://kolosovpetro.github.io/pdf/UnexpectedPolynomialIdentity.pdf>.
- [9] Petro Kolosov. The coefficients $U(m, l, k)$, $m = 1$ defined by the polynomial identity, 2018. <https://oeis.org/A320047>.
- [10] Petro Kolosov. The coefficients $U(m, l, k)$, $m = 2$ defined by the polynomial identity, 2018. <https://oeis.org/A316349>.
- [11] Petro Kolosov. The coefficients $U(m, l, k)$, $m = 3$ defined by the polynomial identity, 2018. <https://oeis.org/A316387>.
- [12] Petro Kolosov. Mathematica programs to generate plots and tables, 2025. <https://gist.github.com/kolosovpetro/2b5c55094c66b8d6a97b9798be9a8dec>.

Version: 1.0.5-tags-v1-0-4.5+tags/v1.0.4.387ee0e

SOFTWARE DEVELOPER, DEVOPS ENGINEER

Email address: kolosovp94@gmail.com

URL: <https://kolosovpetro.github.io>