

# Constructions are Revealed in Word Distributions

Joshua Rozner<sup>1</sup>, Leonie Weissweiler<sup>2</sup>, Kyle Mahowald<sup>2</sup>, Cory Shain<sup>1</sup>

<sup>1</sup>Stanford University    <sup>2</sup>The University of Texas at Austin  
rozner@stanford.edu, {weissweiler, kyle}@utexas.edu, cory.shain@gmail.com

## Abstract

Construction grammar posits that constructions (form-meaning pairings) are acquired through experience with language (the distributional learning hypothesis). But how much information about constructions does this distribution actually contain? Corpus-based analyses provide some answers, but text alone cannot answer counterfactual questions about what *caused* a particular word to occur. For that, we need computable models of the distribution over strings—namely, pretrained language models (PLMs). Here we treat a RoBERTa model as a proxy for this distribution and hypothesize that constructions will be revealed within it as patterns of statistical affinity. We support this hypothesis experimentally: many constructions are robustly distinguished, including (i) hard cases where semantically distinct constructions are superficially similar, as well as (ii) *schematic* constructions, whose “slots” can be filled by abstract word classes. Despite this success, we also provide qualitative evidence that statistical affinity alone may be insufficient to identify all constructions from text. Thus, statistical affinity is likely an important, but partial, signal available to learners.

## 1 Introduction

Construction Grammar (CxG, Goldberg 1995, 2003, 2006; Fillmore 1988; Croft 2001) defines constructions as form-meaning pairings that are acquired through experience with language (distributional learning; Goldberg 2003; Bybee 2006). While the distributional evidence for some constructions is clear (e.g., fixed phrases like *kick the bucket*), other constructions are less obviously learnable from distributional evidence. For example, *I was so happy that I cried* and *I was so happy that I saw you* are instances of subtly different constructions: they have similar surface form, but opposite causal direction between their component clauses (Zhou et al. 2024; See Background).

Advocates of CxG have theorized about how children might abstract constructions over time from experience with language (Tomasello, 2005; Diessel, 2004, 2019) and demonstrated the feasibility of distributional learning of constructions in simplified settings (Casenhiser and Goldberg, 2005; Dunn, 2017). In general, however, we do not have access to the distribution over strings from which children sample. And though the information contained in this distribution has been characterized using corpus-based methods like collostructional analysis (Stefanowitsch and Gries, 2003, 2005; Hilpert, 2014), text-only methods do not enable counterfactual questions about what *caused* a particular word to occur in a particular position. But with dramatic recent advances in statistical modeling of language (Zhao et al., 2023), we now have pretrained language models (PLMs) that directly instantiate (to a good approximation) the distribution of interest, allowing us to ask how constructions are encoded in statistical relationships between words.

A growing literature explores the use of PLMs as tools for testing usage-based linguistic theories (Piantadosi, 2024; Weissweiler et al., 2023; Goldberg, 2024; Millière, 2024). Two characteristics of this literature motivate the current study. *First*, studies to-date have largely been interested in PLMs as *simulations of the learner*, whereas we are interested in PLMs as *simulations of the distribution* from which a learner samples. These perspectives are not mutually incompatible, but they naturally prioritize different types of analyses. PLM-as-learner prioritizes questions about the model’s behavior (studied using e.g., *prompting*, Zhou et al. 2024; Scivetti et al. 2025) or representational geometry (studied using e.g., *probing*, Garcia et al. 2021). PLM-as-distribution prioritizes questions about how the probabilities over words are influenced by context, irrespective of the model’s internal computations (e.g., hidden states). CxG studies that take this perspective are less com-

mon (cf., [Veenboer and Bloem, 2023](#)), and none to our knowledge use causal methods. *Second*, current evidence on the learnability of constructions by PLMs is mixed, with some studies reporting success ([Potts, 2023](#); [Mahowald, 2023](#); [Misra and Mahowald, 2024](#)) and others failure ([Zhou et al., 2024](#); [Bonial and Tayyar Madabushi, 2024](#); [Scivetti et al., 2025](#); [Weissweiler et al., 2024](#)).

To address these limitations, we develop intervention methods inspired by collocation analysis ([Stefanowitsch and Gries, 2003](#))—corpus methods that measure the statistical affinities that constructions induce between the lexical items they contain. Using a PLM (RoBERTa; [Liu et al., 2019](#)) as a simulation model, we show that our method—using only the PLM’s distribution—recovers constructional information across diverse construction types, including in previously reported failure cases ([Zhou et al., 2024](#)) and across the constructional spectrum from *substantive* (containing slot(s) that are “fixed” to a specific word) to *schematic* (containing slot(s) that admit abstract classes of words) constructions. Nonetheless, we argue from a combination of first principles and qualitative evidence that our distributional approach is likely insufficient to infer the full *construction* from data. Our contributions are summarized below:

- **Intervention** methods, which reveal constructions as patterns of statistical affinity
- **Resolution** of previously reported challenges
- **Generalization** of the methods to a wide range of other construction types
- **Qualitative analysis**, showing the limits of purely distributional approaches

## 2 Background

Prior research on constructions in PLMs has largely used probing or prompting. Probing has been used to study the representation of constructions in both sentence and contextualized word embeddings ([Weissweiler et al. 2022](#); [Li et al. 2022](#); See also [Weissweiler et al. 2023](#) for broader survey). Prompting has been used to elicit acceptability judgements ([Mahowald, 2023](#)), semantic understanding ([Weissweiler et al., 2024](#)), and constructional similarity judgements ([Bonial and Tayyar Madabushi, 2024](#)). As these methods test the distributional learning hypothesis only indirectly, they may be susceptible to false negatives and positives. Successful prompting typically requires models to have logical, metalinguistic, or instruction-

following abilities above and beyond basic representation ([McCoy et al., 2019, 2023](#); [Basmov et al., 2023](#)), and thus prompting might fail to recover constructions that are, in fact, represented in the model’s distribution. Likewise, probing may either fail to capture representational distinctions that are mismatched to the design of the probe ([Adi et al., 2017](#)) or successfully capture distinctions that make no causal contribution to the model’s behavior ([Belinkov, 2022](#); [Hewitt and Liang, 2019](#)).

Given these concerns, in this work we emphasize causal relations between input contexts and output distributions, irrespective of how constructions are represented internally by the model, since this provides a more direct test of the distributional learning hypothesis. Some prior work has followed a similar vein: for example, researchers have used PLMs to score the likelihood of phrases and sentences ([Hawkins et al., 2020](#); [Misra and Mahowald, 2024](#)) and evaluated semantic effects of constructional context on masked tokens ([Weissweiler et al., 2022](#); [Veenboer and Bloem, 2023](#)). Our study goes a step further by asking not only *whether* context informs constructional slots, but *how*, by intervening directly on the context itself.

We are motivated to study the distributional encoding of constructions not only by the methodological considerations above, but by prior studies of challenging cases: constructional properties that seem difficult to infer from distributions. For example, [Zhou et al. \(2024\)](#) report that PLMs fail to distinguish the following three superficially similar but semantically distinct constructions (example adapted from their work):

**Epistemic Adjective Phrase (EAP):**

I was so certain that I saw you.

**Affective Adjective Phrase (AAP):**

I was so happy that I was freed.

**Causal Excess Construction (CEC):**

It was so big that it fell over.

The general structure is of the form

$$[ [ \text{NP} ] [ \text{V} ] \text{ so } [ \text{ADJ} ] ]_1 \text{ that } [ \text{S} ]_2$$

where the causal semantics of the three differ: there is no causal relation between 1 and 2 in EAP, there is causation from 2  $\rightarrow$  1 in AAP, and *vice versa* (1  $\rightarrow$  2) in CEC. [Zhou et al.](#) probe and prompt LMs (GPT-3.5/4, [OpenAI et al. 2024](#); Llama 2, [Touvron et al. 2023](#)) and argue that LMs fail to reliably distinguish the CEC from the EAP and AAP

(see Section 4 for details). Relatedly, prior studies of other diverse construction types have suggested that *schematic* constructions with slots for abstract categories or classes, rather than fixed words, may also be especially difficult (e.g., Weissweiler et al., 2022). In this work, we revisit many of these cases and find that distributions often contain strong signals even for subtle constructional properties.

### 3 Methods

To test the hypothesis that constructions are revealed as patterns of statistical affinities, we develop two methods that compare output distributions under input interventions. The first considers *global affinity*: interaction between a single word and the entire context. The second considers *local affinity*: pairwise interactions between words.<sup>1</sup>

We use the RoBERTa language model (Liu et al., 2019) for three reasons: (1) it is an open-source, open-weight model with known training data, (2) it is a less performant model than those used by e.g., Zhou et al. (2024), thus providing a conservative test of the distributional learning hypothesis, and (3) it is bidirectional. Although bidirectionality is implausible for process models of language comprehension (Frazier and Fodor, 1978; Elman, 1990; Tanenhaus et al., 1995; Altmann and Mirković, 2009; Smith and Levy, 2013), our goal is not to study processing but the underlying *distribution*, and the constructions we explore here depend on subsequent context. And though human language learners see much less data than PLMs, they also engage in active learning, taking action in the world and in conversational exchanges (Frank, 2023); thus a human learner may have some ability to sample more strategically from the overall distribution than a PLM trained passively on text. For simplicity, we analyze only single-token words, leaving multi-token generalization of these methods to future work.

#### 3.1 Global Affinity

Given a string,  $s$ , of length,  $L$ , words, then  $s \setminus \mathcal{I}$  is that string with the word indices in  $\mathcal{I}$  masked. Precisely, the *masked string*,  $s \setminus \mathcal{I}$ , is the string,  $s$ , with word indices  $1 \leq j \leq L$  masked iff  $j \in \mathcal{I}$ .

Define  $\mathcal{P}_{s \setminus \mathcal{I}}^i$  to be the *probability distribution* given by the model for the  $i$ th position in the *masked string*,  $s \setminus \mathcal{I}$ . Then *global affinity* is simply

<sup>1</sup>All code and data are provided at [https://github.com/jsrozner/cxs\\_are\\_revealed](https://github.com/jsrozner/cxs_are_revealed).

the probability assigned to a word in the bidirectional context:

$$\mathcal{P}_{s \setminus \{i\}}^i(w_i)$$

When a word has high global affinity, the context (potentially involving a construction) strongly informs (Shannon, 1948) the word’s identity. Figure 7 shows per-word global affinities for the sentence, *My favorite band is Green Day*.

#### 3.2 Local Affinity

Global affinity alone sheds no light on *which parts* of context affect the model’s output distribution for a particular word position. This is limiting for the study of constructions because constructions often involve interactions between multiple slots. For example, the NPN construction (e.g., *day by day*, Jackendoff 2008) introduces an interaction between the pair of nouns: the nouns are mutually constrained to be the same. We quantify such pairwise interactions via *local affinity* between two positions,  $i$  and  $j$ , defined as the distributional difference at position  $i$  in a string  $s$  as a function of whether the word at position  $j$  was masked:

$$a_{i,j} = \text{JSD}(\mathcal{P}_{s \setminus \{i\}}^i, \mathcal{P}_{s \setminus \{i,j\}}^i)$$

where JSD represents Jensen-Shannon divergence (Lin, 1991). As we are comparing model outputs under intervention (masking), this formula may recall the interchange intervention formula of Geiger et al. (2022). Computing the affinity between each pair of words in an input of length,  $n$ , words results in an  $n \times n$  *affinity matrix*, from which constructions’ patterns of affinity can be quantified and visualized (see e.g., Figure 2).

### 4 Revisiting a Challenging Case

We first use our methods to address the challenge of distinguishing the CEC from the EAP and AAP, which Zhou et al. (2024) test using probing and prompting. Zhou et al. perform classification by probing sentence (GPT-3.5, Llama-2) and adjective (Llama-2) embeddings. They use prompting (GPT-3.5/4, Llama-2) not for classification, but instead in an experiment that suggests that the models do not understand the causal entailments of the constructions. In this section, we show that the affinity methods not only robustly distinguish the constructions, but that they also identify mislabeled examples in the original dataset (see 4.1, 4.3).

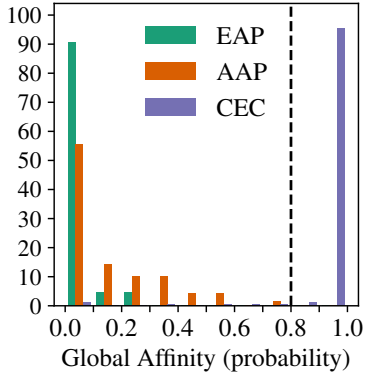


Figure 1: Percent of examples with *so* having given global affinity. The CEC is seen to be well-separated from the EAP and AAP.

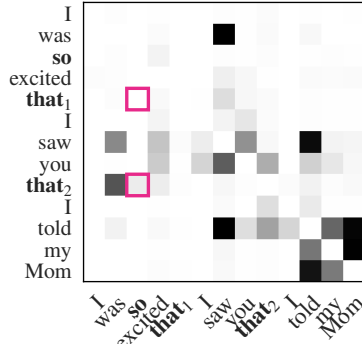


Figure 2: Affinity plot. Row  $i$ , Col  $j$  is obtained by computing JSD for the  $j$ th word when the  $i$ th word is/is not masked. *so* is more affected by *that*<sub>2</sub> (CEC) than by *that*<sub>1</sub>.

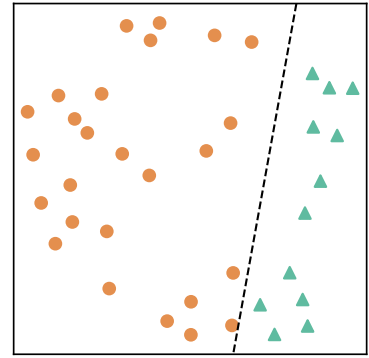


Figure 3: UMAP projection (EAP: green, AAP: orange) using 5 pairwise affinities. Separability with SVM (dashed) suggests interaction patterns differ for EAP and AAP.

#### 4.1 Models distinguish the CEC from the EAP and AAP in their output distributions

Whereas the *so* in the EAP and AAP can be replaced by other adverbial modifiers (e.g., *very*), *so* is required for the CEC to be grammatical (Kay and Sag, 2012; Zhou et al., 2024). If RoBERTa distinguishes the CEC from the EAP and AAP then *so* should be constrained (have high global affinity) in the CEC but not in the EAP and AAP.

We calculate the global affinity for *so* in each sentence from the dataset and show that the score distinguishes the CEC: Figure 1 shows that any threshold between 0.6 and 0.9 almost perfectly separates the two classes. Thresholding using global affinity at 0.78 correctly characterizes 272/277 sentences (98.2%). Zhou et al. (2024) separately classify CEC vs EAP/AAP and report percentage accuracies of 79.3, 86.5, 68.5 for CEC vs EAP and 78.8, 86.5, 68.0 for CEC vs AAP using GPT, Llama, and Llama-adj, respectively. Given the strength of our results, we did not reimplement their procedure; it is clear that our *untrained* approach produces a better result.<sup>2</sup>

Out of 277 examples, 11 originally appeared to be misclassified, but upon review, three of them are mislabeled and three are invalid. For example, “*This was so funny that I had to buy another copy and read it to my better half,*” was originally labeled AAP. We have reported results and produced plots with labels corrected; details of corrected examples

<sup>2</sup>In fact, Zhou et al. upsample the underrepresented EAP and AAP classes. As our threshold correctly categorizes 100% of EAP and AAP examples—miscategorizing only 5 CEC examples—upsampling would *improve* our accuracy.

and plots without correction are in Appendix B.2. The clear distinction in the model’s distribution between the CEC and EAP/AAP—which are superficially *indistinguishable*—provides strong evidence that PLMs do in fact “retrieve and use meanings associated with patterns involving multiple tokens” (cf. Weissweiler et al., 2023).

#### 4.2 Models capture causal relations in the CEC

We have shown that global affinity challenges a previously reported failure of PLM construction representation. Now we push this finding a step further by using affinity matrices to assess how well PLMs capture the causal semantics of the CEC, as revealed by cases involving multiple clausal complements. Consider “*I was so excited that<sub>1</sub> I saw you that<sub>2</sub> I told my Mom.*” Given the requirement of *so* to license the CEC, we hypothesize that if the model captures the causal semantics of the CEC, then *so* will have a greater affinity to the causal *that*<sub>2</sub> than the affective one (see Figure 2).

To test this hypothesis in general, we draw CEC instances from Zhou et al. (2024) and insert additional complementizer (*that...*) phrases to create a small *multi-that* dataset of 31 test sentences (see Appendix B.3.1). Across all 31 sentences—even one with five *that*-phrases—we observe perfect correspondence: *so* always has the highest affinity with the *that* at the beginning of the causal excess clause. This result suggests that the distribution both distinguishes the CEC from similar constructions, and also provides signal for the underlying semantics.

### 4.3 Affinity patterns distinguish the EAP and AAP

Lastly we consider whether the model distinguishes the EAP and AAP. Zhou et al. (2024) showed that the EAP and AAP can be reasonably distinguished, reporting classifier accuracies of 77.1, 71.7, 84.3 for GPT, Llama, and Llama-adj, respectively. However, given that epistemic and affective adjectives do *themselves* differ, has the probe recovered a constructional distinction or has it just recovered the adjective class? We cannot answer this question via global affinity: unlike the CEC, which is characterized by the fixed slot constraint for *so*, no words in the EAP/AAP are fixed, and in some cases when the adjective is masked, both the EAP and AAP are possible (e.g., *I was so (happy | certain) that I saw you*). We therefore instead compare them by analyzing patterns in the affinity matrix.

First, we align each EAP and AAP sentence so that we can directly compare each example: we identify (subj<sub>1</sub>, verb<sub>1</sub>, so, adj, that, subj<sub>2</sub>, verb<sub>2</sub>) in each sentence. For example in *I was so happy that I saw you*, we have (*I, was, so, happy, that, I, saw*). For each example we extract all pairwise affinities between these seven positions. We test the hypothesis that the constructions have distinct signatures of internal interactions by examining whether the two classes cluster together using UMAP (McInnes et al., 2018), a low dimensional projection. A UMAP projection of all 49 (7 × 7) dimensions does not separate the two classes; however, this projection considers all affinities equally, even those which may not be related to the construction (see Figure 6, e.g.). To address this, we identify potentially salient differences in the EAP and AAP interaction patterns and produce the UMAP plot in Figure 3 using only the five most substantially different affinities across 26 AAP and 14 EAP examples (admittedly few examples; see Appendix B.4 for full details).

This local affinity method, in addition to suggesting separability using patterns of causal interaction between parts of the input, also identifies three mislabeled examples (see B.4). Zhou et al. reported moderate success using probing to distinguish the EAP and AAP and poor results when using prompting to assess models’ knowledge of entailment relations. In contrast, our results suggest that the EAP and AAP are distinguished in the distribution, even *without* access to the adjective’s identity.

## 5 Generalizing to Other Constructions

We now investigate how far we can push this distributional approach by generalizing to two additional datasets: the Construction Grammar Schematicity corpus (CoGS, Bonial and Tayyar Madabushi 2024) and MAGPIE (Haagsma et al., 2020), a large corpus of annotated potentially idiomatic expressions.

### 5.1 Global affinity distinguishes fixed slots in numerous constructions

CoGS contains 50 examples for each of 10 construction types (see Appendix C for examples). Six of these have at least one fixed word (partially substantive) for which we calculate global affinity. As shown in Figure 4, the fixed words—in all but the conative—have high global affinities. The *at* in the conative has low affinity (e.g., *He kicked at the ball*), which suggests that various other completions are also possible. These results show that the distribution simulated by RoBERTa captures the contextual cues associated with various partially substantive constructions, and that the global affinity method reflects that contextual affinity.

### 5.2 Global affinity helps distinguish literal from figurative usages in potentially idiomatic expressions

Next, we ask whether global affinity helps discriminate literal from figurative usages in MAGPIE, a corpus of 50,000 sentences containing potentially idiomatic expressions (PIEs) that are hand-labeled as figurative or literal usages. Idioms (e.g., *kick the bucket*) have long been of interest to CxG (e.g. Fillmore, 1988; Croft and Cruse, 2004; Wulff, 2008). Some idioms are entirely fixed, while others are partially-substantive and can be modified lexically or syntactically (e.g., *kicked the bucket*).

PIEs are of interest because, like other constructions, they may be activated by contextual semantics (e.g., Croft and Cruse 2004, p. 239 argue that interpreting the let-alone construction requires a relatively complex “semantic apparatus” that considers multiple interacting parts of the context). Here we investigate whether high global affinity (triggered by the context) may reflect figurative usage; albeit imperfectly, since other factors can constrain words (see e.g., Section 7), and since frequently occurring PIEs might have high affinities even when used literally (e.g., “*nuts and bolts* in the garage”; see, e.g., Rambelli et al. 2023).

To assess the signal provided by global affinity

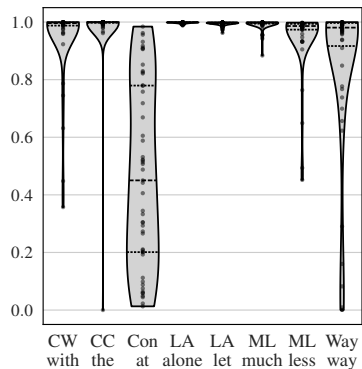


Figure 4: Global affinity for CoGS. CW: Causative-with; CC: Comparative-correlative; Con: Conative; LA: Let-alone; ML: Much-less; Way: Way-manner

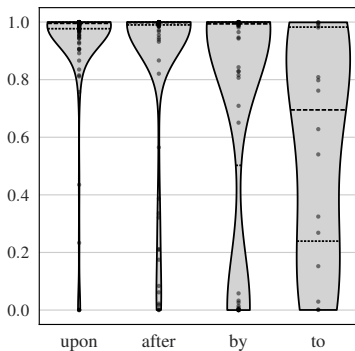


Figure 5: Global affinity for nouns in the NPN construction, grouped by preposition, for sentences with acceptability  $\geq 4$ .

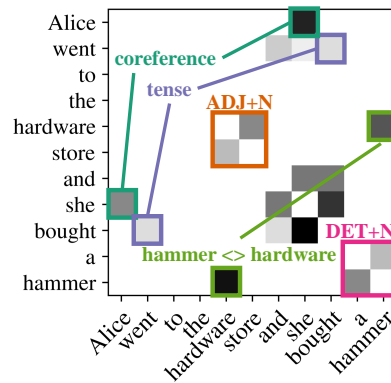


Figure 6: The affinity matrix encodes diverse types of interactions, including both constructional and non-constructional interactions.

in figurative versus literal usages, we produce a receiver operating characteristic (ROC) curve, classifying by simply thresholding global affinity, and achieve an area of 0.71 under the curve (ROC plot provided in appendix, Figure 13).

## 6 Schematic Constructions: Covarying Slots and Abstract Categories

Our analyses thus far have mostly focused on how constructions manifest in affinities for particular *fixed* words in specific slots, but constructions can also be *schematic* with abstract slots (Croft and Cruse, 2004; Goldberg, 2003). Here we generalize our approach to study how well the distribution captures two such constructions, the noun-preposition-noun construction (NPN; Jackendoff 2008) and the comparative correlative (CC; Fillmore 1986).

### 6.1 Model distributions generalize the NPN’s noun-noun interaction

The NPN construction (e.g., “day after day”) is a schematic construction (see e.g., Sommerer and Baumann 2021 for a recent study using colostrucational analysis). Since the construction is entirely schematic (no slots are constrained to be fixed words), a distributional learner can acquire it only by generalizing to abstract classes (i.e., noun and preposition).

To study whether the distribution reflects *generalization* of the NPN to arbitrary nouns, we randomly sample 100 singly-tokenized, singular nouns from RoBERTa’s vocabulary and prompt GPT-4 to produce four NPN sentences for each noun with

each of the prepositions *by*, *after*, *upon*, and *to*,<sup>3</sup> (400 examples). After filtering to generations that match the constraints (e.g., GPT-4 struggles to produce NPNs using *to*; see Appendix E), we have 295 sentences. We compute global affinities for the nouns in the NPN and obtain acceptability ratings (scale 1-5) from the last author, who was blind to the affinity scores. These ratings are used only to filter out unnatural generations. In Figure 5 we plot affinity scores for nouns in sentences with acceptability  $\geq 4$  ( $n=162$ ). We provide the same plot but with all sentences (any acceptability) in the appendix, Figure 14); we note that lower acceptability sentences have lower global affinity, reflecting that affinity is sensitive to linguistic acceptability.

In Figure 5, global affinity scores for *upon* and *after* suggest that the distribution captures the general form of the NPN: the model generally expects the two nouns to be the same, in spite of the fact that the sampled nouns are unlikely to have been seen as part of NPNs during training. Moreover, the lower affinity in the case of *by* and *to* accords with prior characterization of the NPN: *to* is only semi-productive, and *after* and *upon* are more flexible in NPN use than other prepositions (Jackendoff, 2008). From the counts of valid and acceptable generations (see Appendix E) we observe that GPT-4 has more difficulty producing acceptable NPNs for *by* and *to*, which is also consistent with their relative productivities.

<sup>3</sup>There are other varieties of NPN than the symmetric N+P+N and other prepositions can be used (Jackendoff, 2008; Sommerer and Baumann, 2021); this analysis is intended only to show generalization, not to be an exhaustive study.

## 6.2 Models generalize the comparative correlative’s category constraint

We test whether the distribution encodes the semantic category of the comparative adjective/adverb in the CC (see Weissweiler et al., 2022, for a recent study), which is of the form, e.g., *The **better** your distribution, the **more** constructions it will encode*. Whereas in Section 5.1, we showed that *the* in the CC has high global affinity, here we test whether the distribution also encodes an abstract slot constraint for the comparative adjective/adverb. Using the 54 CC examples from the CoGS dataset, we mask each comparative adjective/adverb, obtain the set of highest probability outputs at the masked position that sum to 98% probability mass, and calculate a *comparative score*: the percentage of this set that is a comparative adjective/adverb (see Appendix F).

Out of 99 comparative adjectives/adverbs, 95 score 100%; another 3 score > 99%, and one (*The higher up the **nicer!***) scores 86%. This result shows that the distribution captures the abstract syntactic (comparative adjective/adverb) constraint of the CC nearly perfectly, with 98/99 examples having scores  $\geq 99\%$ .

## 7 The Limits of Distributional Analysis

How far can we push these distributional approaches for identifying constructions in text? Could they allow us to identify a model’s complete construction bottom-up (see, e.g., Dunn, 2017, 2019, 2024; Feng et al., 2022; Lyngfelt et al., 2018; Xu et al., 2024)? Here we argue that the answer in the limit is likely “no”.

First, consider the sentence *Alice went to the hardware store and bought a hammer*. The affinity matrix (Figure 6) reveals various interactions of interest. Some of these are likely constructionally mediated, including tense agreement in coordinated verb phrases (*went, bought*), as well as subject-verb (*she, bought*), head-modifier (*hardware, store*), and determiner-noun (*a, hammer*) dependencies. But other interactions are less obviously constructional, such as coreference (*Alice, she*) and semantic relatedness (*hardware, hammer*). So although the affinity matrix does reflect constructional relations, it also shows that other contextual interactions can produce high local affinities. Thus affinity is insufficient<sup>4</sup> to indicate the presence of a construction.

<sup>4</sup>Insufficiency holds for *global* affinity as well: Figure 15 shows that *hardware* has high global affinity (0.92).

Second, consider the sentence *My favorite band is Green Day*, which includes the non-compositional collocation *Green Day* (a well-known band name). Figure 7 shows that *Green Day* has low global affinity until an appropriate contextual trigger is given, i.e., *band*. This shows that even substantive constructions may exhibit low global affinities when the surrounding context is insufficient to trigger them.<sup>5</sup>

Additionally, Figure 8 shows the affinity matrix for the *Green Day* example. As expected, it reflects affinity between *band, Green, and Day*. However, in a different context (*I saw my favorite band Green Day in concert*), the interactions between *Green Day* and *band* vanish (Figure 9). This appears to be due to the co-presence of an additional semantic cue (*concert*): since *band* and *concert* are both individually sufficient to cue the construction *Green Day*, neither individually exhibits strong pairwise affinity with *Green Day* (i.e., neither when masked substantially changes the model’s output distribution for *Green* or *Day*).

Taken together, the *hardware store* and *Green Day* examples show that affinity is neither sufficient nor necessary for a construction to be present. Non-sufficiency arises out of the tension between *contextual* and *constructional* interactions. Non-necessity arises from a methodological challenge: eliciting global affinity requires masking, but under mask, the context may not trigger a construction. These results thus warrant caution in mapping between observables (affinities) and hypothetical constructs (like constructions). They also suggest avenues for future work, which we explore below.

## 8 Discussion

We used input interventions to investigate whether constructions result in patterns of statistical *affinities* and thereby manifest in PLMs’ output distributions. Our methods showed that RoBERTa’s distribution distinguishes semantically distinct but formally similar constructions that were previously reported as failures, and our approach even identified mislabeled and unclear examples. We generalized our results to six partially-*substantive* constructions, potentially idiomatic expressions, and two *schematic* constructions that have abstract constraints. These results support the distributional learning hypothesis: the distribution over strings,

<sup>5</sup>See also Figure 17 in the Appendix, for an additional example with the idiom *kicked the bucket*.

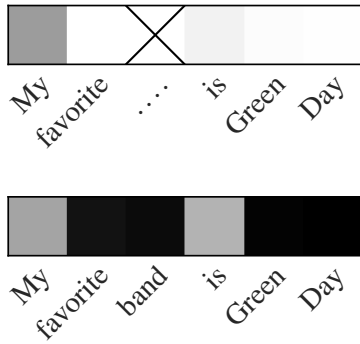


Figure 7: *Green Day* (a cx) is present in top/ bottom panels but without/ with *band*, it has low/ high global affinity (white = 0, black = 1).

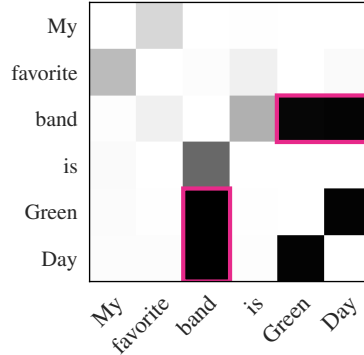


Figure 8: The affinity matrix reflects interactions (pink) between between *band*, *Green*, and *Day*, as expected.

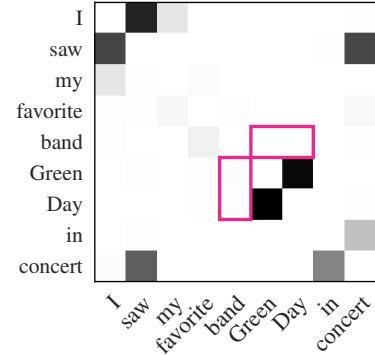


Figure 9: In contrast with Figure 8, with additional context (... *in concert*), affinities between *band* and *Green Day* seem to disappear (pink).

as simulated by PLMs, contains rich information about the construction. Nonetheless, we also showed that the distributional measures we developed are, in general, neither necessary nor sufficient to induce constructions. Instead, statistical affinity is likely one of a broader set of cues, both for linguistic analysis and for language learning.

Compared to prior work, we presented a purely distributional approach to the study of constructions in PLMs: RoBERTa is a statistical representation of the corpus, obtained via an unsupervised masked-language-modeling objective (Devlin et al., 2019). That representation, which encodes a computational model of language, was interrogated via perturbations on strings. Whereas prior work has used NLI-style entailment queries and bespoke probes trained to identify particular constructions, we instead—and more simply—directly examined the model’s output distribution over tokens.

With respect to the open problem of construction induction, our methods may prove useful: Global affinity can identify *what* is constrained (potentially by a construction), and local affinity can identify *why* it is constrained. Given that induction over schematic constructions requires assigning semantic categories, our results on the NPN and comparative correlative suggest that the distribution (and thus contextual representations) may encode categories of interest (see also Chronis et al., 2023).

Future work to distinguish *constructional* from *contextual* interactions could be part of an effort to understand constructions information-theoretically (cf. Futrell et al., 2019). Given recent questions about the falsifiability of CxG (see, e.g., Cappelle, 2024), an information-theoretic approach

might provide a quantitative constructional criterion. Though we studied only *affinity* here, further research might investigate how statistical affinity relates to existing dimensions of constructional analysis like degree of idiomaticity (Wulff, 2008), frequency, and entrenchment (Stefanowitsch and Gries, 2003, p. 239).

## 9 Conclusion

The distributional learning hypothesis is a fundamental assumption of construction grammar. We have shown experimentally that the distribution over strings, as approximated by a PLM, contains rich information about constructions’ syntactic and semantic properties. Across a wide range of construction types, including previously reported hard cases involving semantically distinct but superficially similar constructions, we find that constructional information is reliably reflected in the causal interactions between words and their surrounding context. This finding both complements existing approaches in linguistics that attempt to characterize constructions using passive text, and supports the hypothesis that distributional information is a major source of signal available to language learners. Our work offers a methodology that may contribute to the growing field of research on constructions in PLMs, may inform construction induction, and suggests the possibility of a quantitative, information-theoretic approach to modeling constructions. For linguists our methods offer a new kind of PLM-based approach to corpus study—one which extends existing methods like collocation analysis to direct counterfactual inquiry.



## Limitations

Our analysis is limited to a single (bidirectional) masked language model, RoBERTa, and could be rerun on other models of different sizes. In choosing masked language models, a straightforward analysis of the sort that we have performed is also limited to sentences where the word in focus happens to be a single token. Our automatic pipeline for Section 4.3 dropped many examples, leaving few for analysis; nonetheless the approach still recovered mislabeled examples.

CxG is a broad theory (Goldberg, 2003, 2024; Hoffmann, 2022). We did not consider the question of precisely defining what a construction is nor did we study any *particular* constructionist approach (see, e.g., Goldberg, 2013). Unlike with other theories of syntax, there is no complete inventory of constructions available, so our study necessarily focused on specific ones that had already been discussed in previous literature.

CxG is furthermore one of many extant theories of natural language syntax (Chomsky, 1995; Pollard and Sag, 1994; Steedman, 2001; Bresnan et al., 2015, *inter alia*). Although our study targets a key premise of CxG (usage-based learning), we do not claim that CxG is the only appropriate analysis of the phenomena we study, nor are we arguing for CxG over alternative approaches. Our results take CxG as a starting point and thus do not allow us to weigh in on these important theoretical questions.

## Acknowledgements

Joshua Rozner was supported by a fellowship from the Institute for Computational and Mathematical Engineering at Stanford University. Leonie Weisweiler was supported by a postdoctoral fellowship from the German Academic Exchange Service (DAAD). We thank Shijia Zhou for providing precise results for prior work on the CEC, EAP and AAP.

## References

Yossi Adi, Einat Kermany, Yonatan Belinkov, Ofer Lavi, and Yoav Goldberg. 2017. [Fine-grained analysis of sentence embeddings using auxiliary prediction tasks](#). In *International Conference on Learning Representations*.

Gerry TM Altmann and Jelena Mirković. 2009. Incrementality and prediction in human sentence processing. *Cognitive science*, 33(4):583–609.

Victoria Basmov, Yoav Goldberg, and Reut Tsarfaty. 2023. Chatgpt and simple linguistic inferences: Blind spots and blinds. *arXiv preprint arXiv:2305.14785*.

Yonatan Belinkov. 2022. [Probing classifiers: Promises, shortcomings, and advances](#). *Computational Linguistics*, 48(1):207–219.

Claire Bonial and Harish Tayyar Madabushi. 2024. [A construction grammar corpus of varying schematicity: A dataset for the evaluation of abstractions in language models](#). In *Proceedings of the 2024 Joint International Conference on Computational Linguistics, Language Resources and Evaluation (LREC-COLING 2024)*, pages 243–255, Torino, Italia. ELRA and ICCL.

Joan Bresnan, Ash Asudeh, Ida Toivonen, and Stephen Wechsler. 2015. *Lexical-functional syntax*. John Wiley & Sons.

Joan Bybee. 2006. From usage to grammar: The mind’s response to repetition. *Language*, pages 711–733.

Bert Cappelle. 2024. Can construction grammar be proven wrong? *Elements in Construction Grammar*.

Devin Casenhiser and Adele E Goldberg. 2005. Fast mapping between a phrasal form and meaning. *Developmental science*, 8(6):500–508.

Noam Chomsky. 1995. The minimalist program. *Cambridge, MA*.

Gabriella Chronis, Kyle Mahowald, and Katrin Erk. 2023. [A method for studying semantic construal in grammatical constructions with interpretable contextual embedding spaces](#). In *Proceedings of the 61st Annual Meeting of the Association for Computational Linguistics (Volume 1: Long Papers)*, pages 242–261, Toronto, Canada. Association for Computational Linguistics.

William Croft. 2001. *Radical construction grammar: Syntactic theory in typological perspective*. Oxford University Press, USA.

William Croft and D Alan Cruse. 2004. *Cognitive linguistics*. Cambridge University Press.

Jacob Devlin, Ming-Wei Chang, Kenton Lee, and Kristina Toutanova. 2019. [BERT: Pre-training of deep bidirectional transformers for language understanding](#). In *Proceedings of the 2019 Conference of the North American Chapter of the Association for Computational Linguistics: Human Language Technologies, Volume 1 (Long and Short Papers)*, pages 4171–4186, Minneapolis, Minnesota. Association for Computational Linguistics.

Holger Diessel. 2004. *The acquisition of complex sentences*. Cambridge University Press.

Holger Diessel. 2019. *The grammar network*. Cambridge University Press.

- Jonathan Dunn. 2017. Computational learning of construction grammars. *Language and cognition*, 9(2):254–292.
- Jonathan Dunn. 2019. [Frequency vs. association for constraint selection in usage-based construction grammar](#). In *Proceedings of the Workshop on Cognitive Modeling and Computational Linguistics*, pages 117–128, Minneapolis, Minnesota. Association for Computational Linguistics.
- Jonathan Dunn. 2024. Computational construction grammar: A usage-based approach. *Elements in Cognitive Linguistics*.
- Jeffrey L Elman. 1990. Finding structure in time. *Cognitive science*, 14(2):179–211.
- Rui Feng, Congcong Yang, and Yunhua Qu. 2022. A word embedding model for analyzing patterns and their distributional semantics. *Journal of Quantitative Linguistics*, 29(1):80–105.
- Charles J Fillmore. 1986. Varieties of conditional sentences. In *Eastern States Conference on Linguistics*, volume 3, pages 163–182.
- Charles J Fillmore. 1988. The mechanisms of “construction grammar”. In *Annual Meeting of the Berkeley Linguistics Society*, volume 14, pages 35–55.
- Michael C Frank. 2023. Bridging the data gap between children and large language models. *Trends in Cognitive Sciences*.
- Lyn Frazier and Janet Dean Fodor. 1978. The sausage machine: A new two-stage parsing model. *Cognition*, 6(4):291–325.
- Richard Futrell, Peng Qian, Edward Gibson, Evelina Fedorenko, and Idan Blank. 2019. Syntactic dependencies correspond to word pairs with high mutual information. In *Proceedings of the fifth international conference on dependency linguistics (depling, syntaxfest 2019)*, pages 3–13.
- Marcos Garcia, Tiago Kramer Vieira, Carolina Scarton, Marco Idiart, and Aline Villavicencio. 2021. [Probing for idiomaticity in vector space models](#). In *Proceedings of the 16th Conference of the European Chapter of the Association for Computational Linguistics: Main Volume*, pages 3551–3564, Online. Association for Computational Linguistics.
- Atticus Geiger, Zhengxuan Wu, Hanson Lu, Josh Rozner, Elisa Kreiss, Thomas Icard, Noah Goodman, and Christopher Potts. 2022. Inducing causal structure for interpretable neural networks. In *International Conference on Machine Learning*, pages 7324–7338. PMLR.
- Adele E Goldberg. 1995. *Constructions: A construction grammar approach to argument structure*. University of Chicago Press.
- Adele E Goldberg. 2003. Constructions: A new theoretical approach to language. *Trends in cognitive sciences*, 7(5):219–224.
- Adele E Goldberg. 2006. *Constructions at Work: The Nature of Generalization in Language*. Oxford University Press, USA.
- Adele E. Goldberg. 2013. Constructionist approaches. In Thomas Hoffmann and Graeme Trousdale, editors, *The Oxford handbook of construction grammar*, chapter 2. Oxford University Press.
- Adele E. Goldberg. 2024. [Usage-based constructionist approaches and large language models](#). *Constructions and Frames*, 16(2):220–254.
- Hessel Haagsma, Johan Bos, and Malvina Nissim. 2020. [MAGPIE: A large corpus of potentially idiomatic expressions](#). In *Proceedings of the Twelfth Language Resources and Evaluation Conference*, pages 279–287, Marseille, France. European Language Resources Association.
- Robert Hawkins, Takateru Yamakoshi, Thomas Griffiths, and Adele Goldberg. 2020. [Investigating representations of verb bias in neural language models](#). In *Proceedings of the 2020 Conference on Empirical Methods in Natural Language Processing (EMNLP)*, pages 4653–4663, Online. Association for Computational Linguistics.
- John Hewitt and Percy Liang. 2019. [Designing and interpreting probes with control tasks](#). In *Proceedings of the 2019 Conference on Empirical Methods in Natural Language Processing and the 9th International Joint Conference on Natural Language Processing (EMNLP-IJCNLP)*, pages 2733–2743, Hong Kong, China. Association for Computational Linguistics.
- Martin Hilpert. 2014. Collostructional analysis. *Corpus methods for semantics: Quantitative studies in polysemy and synonymy*, 43:391.
- Thomas Hoffmann. 2022. *Construction grammar*. Cambridge University Press.
- Matthew Honnibal, Ines Montani, Sofie Van Landeghem, and Adriane Boyd. 2020. [spaCy: Industrial-strength natural language processing in python](#).
- Ray Jackendoff. 2008. ‘construction after construction’ and its theoretical challenges. *Language*, pages 8–28.
- Paul Kay and Ivan A Sag. 2012. Cleaning up the big mess: Discontinuous dependencies and complex determiners. In *Sign-based construction grammar*, chapter 5, pages 229–256. Citeseer.
- Bai Li, Zining Zhu, Guillaume Thomas, Frank Rudzicz, and Yang Xu. 2022. [Neural reality of argument structure constructions](#). In *Proceedings of the 60th Annual Meeting of the Association for Computational Linguistics (Volume 1: Long Papers)*, pages 7410–7423, Dublin, Ireland. Association for Computational Linguistics.

- Jianhua Lin. 1991. Divergence measures based on the Shannon entropy. *IEEE Transactions on Information Theory*, 37(1):145–151.
- Yinhan Liu, Myle Ott, Naman Goyal, Jingfei Du, Mandar Joshi, Danqi Chen, Omer Levy, Mike Lewis, Luke Zettlemoyer, and Veselin Stoyanov. 2019. **RoBERTa: A robustly optimized bert pretraining approach**. *Preprint*, arXiv:1907.11692.
- Benjamin Lyngfelt, Linnéa Bäckström, Lars Borin, Anna Ehrlemark, and Rudolf Rydstedt. 2018. Constructicography at work: Theory meets practice in the Swedish constructicon. In *Constructicography*, pages 41–106. John Benjamins.
- Kyle Mahowald. 2023. **A discerning several thousand judgments: GPT-3 rates the article + adjective + numeral + noun construction**. In *Proceedings of the 17th Conference of the European Chapter of the Association for Computational Linguistics*, pages 265–273, Dubrovnik, Croatia. Association for Computational Linguistics.
- R. Thomas McCoy, Shunyu Yao, Dan Friedman, Matthew Hardy, and Thomas L. Griffiths. 2023. **Embers of autoregression: Understanding large language models through the problem they are trained to solve**. *Preprint*, arXiv:2309.13638.
- Tom McCoy, Ellie Pavlick, and Tal Linzen. 2019. **Right for the wrong reasons: Diagnosing syntactic heuristics in natural language inference**. In *Proceedings of the 57th Annual Meeting of the Association for Computational Linguistics*, pages 3428–3448, Florence, Italy. Association for Computational Linguistics.
- Leland McInnes, John Healy, and James Melville. 2018. Umap: Uniform manifold approximation and projection for dimension reduction. *arXiv preprint arXiv:1802.03426*.
- Raphaël Millière. 2024. **Language models as models of language**. *Preprint*, arXiv:2408.07144.
- Kanishka Misra and Kyle Mahowald. 2024. **Language models learn rare phenomena from less rare phenomena: The case of the missing AANNs**. In *Proceedings of the 2024 Conference on Empirical Methods in Natural Language Processing*, pages 913–929, Miami, Florida, USA. Association for Computational Linguistics.
- OpenAI, Josh Achiam, Steven Adler, Sandhini Agarwal, Lama Ahmad, Ilge Akkaya, Florencia Leoni Aleman, Diogo Almeida, Janko Altmenschmidt, Sam Altman, Shyamal Anadkat, Red Avila, Igor Babuschkin, Suchir Balaji, Valerie Balcom, Paul Baltescu, Haiming Bao, Mohammad Bavarian, Jeff Belgum, and 262 others. 2024. **Gpt-4 technical report**. *Preprint*, arXiv:2303.08774.
- Steven T. Piantadosi. 2024. Modern language models refute Chomsky’s approach to language. In Edward Gibson and Moshe Poliak, editors, *From fieldwork to linguistic theory: A tribute to Dan Everett*. Language Science Press.
- Carl Pollard and Ivan A Sag. 1994. *Head-driven phrase structure grammar*. University of Chicago Press.
- Christopher Potts. 2023. Characterizing English preposing in PP constructions. *Lingbuzz Preprint*. <https://lingbuzz.net/lingbuzz/007495>.
- Giulia Rambelli, Emmanuele Chersoni, Marco S. G. Senaldi, Philippe Blache, and Alessandro Lenci. 2023. **Are frequent phrases directly retrieved like idioms? an investigation with self-paced reading and language models**. In *Proceedings of the 19th Workshop on Multiword Expressions (MWE 2023)*, pages 87–98, Dubrovnik, Croatia. Association for Computational Linguistics.
- Wesley Scivetti, Melissa Torgbi, Austin Blodgett, Mollie Shichman, Taylor Hudson, Claire Bonial, and Harish Tayyar Madabushi. 2025. **Assessing language comprehension in large language models using construction grammar**. *Preprint*, arXiv:2501.04661.
- Claude Elwood Shannon. 1948. A mathematical theory of communication. *The Bell system technical journal*, 27(3):379–423.
- Nathaniel J Smith and Roger Levy. 2013. The effect of word predictability on reading time is logarithmic. *Cognition*, 128(3):302–319.
- Lotte Sommerer and Andreas Baumann. 2021. Of absent mothers, strong sisters and peculiar daughters: The constructional network of English NPn constructions. *Cognitive Linguistics*, 32(1):97–131.
- Mark Steedman. 2001. *The syntactic process*. MIT press.
- Anatol Stefanowitsch and Stefan Th. Gries. 2003. **Collostructions: Investigating the interaction of words and constructions**. *International Journal of Corpus Linguistics*, 8(2):209–243.
- Anatol Stefanowitsch and Stefan Th Gries. 2005. Co-varying collexemes.
- Michael K Tanenhaus, Michael J Spivey-Knowlton, Kathleen M Eberhard, and Julie C Sedivy. 1995. Integration of visual and linguistic information in spoken language comprehension. *Science*, 268(5217):1632–1634.
- Michael Tomasello. 2005. *Constructing a language: A usage-based theory of language acquisition*. Harvard University Press.
- Hugo Touvron, Louis Martin, Kevin Stone, Peter Albert, Amjad Almahairi, Yasmine Babaei, Nikolay Bashlykov, Soumya Batra, Prajjwal Bhargava, Shrutik Bhosale, Dan Bikel, Lukas Blecher, Cristian Canton Ferrer, Moya Chen, Guillem Cucurull, David Esiobu, Jude Fernandes, Jeremy Fu, Wenyin Fu, and 49 others. 2023. **Llama 2: Open foundation and fine-tuned chat models**. *Preprint*, arXiv:2307.09288.

- Tim Veenboer and Jelke Bloem. 2023. [Using colostruc-tional analysis to evaluate BERT’s representation of linguistic constructions](#). In *Findings of the Association for Computational Linguistics: ACL 2023*, pages 12937–12951, Toronto, Canada. Association for Computational Linguistics.
- Leonie Weissweiler, Taiqi He, Naoki Otani, David R. Mortensen, Lori Levin, and Hinrich Schütze. 2023. [Construction grammar provides unique insight into neural language models](#). In *Proceedings of the First International Workshop on Construction Grammars and NLP (CxGs+NLP, GURT/SyntaxFest 2023)*, pages 85–95, Washington, D.C. Association for Computational Linguistics.
- Leonie Weissweiler, Valentin Hofmann, Abdullatif Köksal, and Hinrich Schütze. 2022. [The better your syntax, the better your semantics? probing pretrained language models for the English comparative correlative](#). In *Proceedings of the 2022 Conference on Empirical Methods in Natural Language Processing*, pages 10859–10882, Abu Dhabi, United Arab Emirates. Association for Computational Linguistics.
- Leonie Weissweiler, Abdullatif Köksal, and Hinrich Schütze. 2024. [Hybrid human-llm corpus construction and llm evaluation for rare linguistic phenomena](#). *Preprint*, arXiv:2403.06965.
- Stefanie Wulff. 2008. Rethinking idiomaticity. *Rethinking Idiomaticity*, pages 20–34.
- Lvxiaowei Xu, Zhilin Gong, Jianhua Dai, Tianxiang Wang, Ming Cai, and Jiawei Peng. 2024. [CoELM: Construction-enhanced language modeling](#). In *Proceedings of the 62nd Annual Meeting of the Association for Computational Linguistics (Volume 1: Long Papers)*, pages 10061–10081, Bangkok, Thailand. Association for Computational Linguistics.
- Wayne Xin Zhao, Kun Zhou, Junyi Li, Tianyi Tang, Xiaolei Wang, Yupeng Hou, Yingqian Min, Beichen Zhang, Junjie Zhang, Zican Dong, and 1 others. 2023. A survey of large language models. *arXiv preprint arXiv:2303.18223*.
- Shijia Zhou, Leonie Weissweiler, Taiqi He, Hinrich Schütze, David R. Mortensen, and Lori Levin. 2024. [Constructions are so difficult that Even large language models get them right for the wrong reasons](#). In *Proceedings of the 2024 Joint International Conference on Computational Linguistics, Language Resources and Evaluation (LREC-COLING 2024)*, pages 3804–3811, Torino, Italia. ELRA and ICCL.

## A Supplement: Methods

In this paper we restricted consideration to singly-tokenized words. Multi-tokenized words cannot be studied with a single mask (the remaining token would substantially shape the outcome), and it is not trivial to turn a multivariate distribution over multiple masks into a univariate distribution over words. In practice, most words we encountered in this study were singly-tokenized and this was not a substantial limitation.

Calculating a local affinity matrix is more expensive than calculating global affinities:  $n + n^2$  forward passes versus  $n$ . Note that the affinity matrix is asymmetric—positions (i,j) and (j,i) involve three different distributions and are computed as  $\text{JSD}(A,B)$  vs  $\text{JSD}(C,B)$ —and that the diagonal of the matrix,  $a_{i,i}$  is 0.

We use RoBERTa large. Most experiments are run locally on an M3 Macbook Pro or on a single Nvidia RTX A6000 GPU on a Stanford cluster. Total time to run all experiment code is less than an hour.

## B Supplement for Section 4: Revisiting a Challenging Case

### B.1 Data and preprocessing

We preprocess the dataset examples to identify the indices of *so*, *that*, and the adjective. The original dataset has 323 examples, and our pre-processor and method pipeline fails on 46 examples, leaving 277 for our analysis. Some of the failures are the result of how our processing interacts with punctuation, others are issues in the dataset. Particular failures can be obtained by re-running our processing code provided in the repository. The final dataset on which we run our analyses has 24 EAP, 70 AAP, and 183 CEC sentences, for a total of 277 sentences.

### B.2 Supplement: Section 4.1: Models distinguish the CEC from the EAP and AAP in their output distributions

Here we discuss the misclassified examples in the Zhou et al. (2024) dataset.

Our approach when run on the original dataset appears to misclassify 11 examples (1 EAP, 2 AAP, 8 CEC). As we detail here, only 5 of these are actually misclassified. Figure 10 shows the same histogram as presented in the main text (Figure 1) but without any corrected labels or omissions.

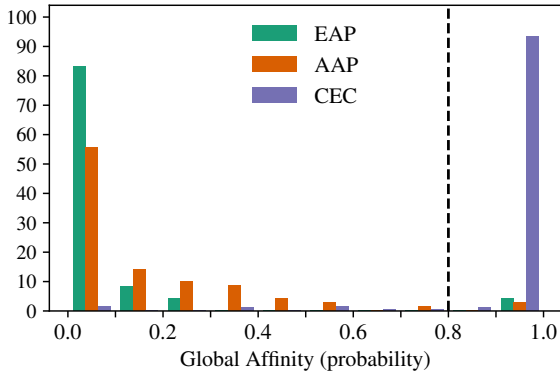


Figure 10: This figure is the same as Figure 1, but without correction of mislabeled examples. Note that only 5 examples differ, so the plots are very similar.

For each apparently misclassified sentence, we categorize as

1. **Misclassified:** Our (untrained) classifier was wrong; the original label was correct. No changes are made.
2. **Mislabeled:** Our classifier identified a mislabeled example. We correct the label and present the analysis in the main text with the corrected label.
3. **Unclear:** An example that is sufficiently ambiguous in interpretation to be omitted or linguistically invalid. We omit the example from analysis in the main text.

### B.2.1 CEC with prob < 0.8

There are 9 CEC examples originally labeled as CEC that appear to be misclassified (low global affinity on *so*). Of these 9, 2 are mislabeled and 1 is linguistically invalid.

#### Mislabeled or Unclear:

1. It's his lucky quarter and Pop feels so bad that Lucky lost it.

**Mislabeled** (Relabeled to AAP from CEC)

2. I am so fortunate to have had it recommended to me so highly that I bought the eight pack.

This sentence is **unclear** and does not seem to be an instance of any of the three constructions. We **omit** it.

3. I am so ashamed of myself that I ignored other reviewers and paid money for this book.

**Mislabeled** (Relabeled to AAP from CEC)

#### Misclassified

1. It has also been noted that he was so satisfied that he did this without fee or reward and was publicly thanked.

This example is ambiguous: It can be read as a CEC ("so satisfied" → "did this without fee") or as an EAP (he was satisfied that he was thanked). We conservatively leave this example in the dataset.

2. The judges were so surprised that one of them had a "spasm," one leaned against the wall for support, and the other fell backwards into a barrel of flour!

This is a valid example, although an affective interpretation is possible.

3. But, a friend was so adamant that I tried it.
4. I was so confident that I made changes on my own.
5. There are a couple of false notes along the way, such as a dreadful rendition in front of a room of people of "You're So Vain," but so many moments are so right that I had no trouble forgiving them the few missteps.

### B.2.2 AAP with prob > 0.8

There are 2 sentences labeled as AAP with probabilities > 0.8. One is mislabeled, and the other is unclear.

1. This was so funny that I had to buy another copy and read it to my better half.

**Mislabeled** (Relabeled to CEC from AAP)

2. After a series of fires in 1741, the city became so panicked that blacks planned to burn the city in conspiracy with some poor whites.

This sentence is **unclear**. As written the sentence suggests that the panic may be *causing* the plan to burn down the city (hence the CEC interpretation). However, a closer review of the entire sentence suggests that the intended meaning is that a series of fires (potentially arson) led the city to be afraid that there was a conspiracy to commit further arson. The best expression of intended AAP meaning could be achieved by removing *so*, and changing verb tense:

After a series of fires in 1741, the city became panicked that blacks *were planning* to burn

the city in conspiracy with some poor whites.  
We **omit** this sentence.

### B.2.3 EAP with prob > 0.8

The 1 EAP example with probability > 0.8 is unclear.

1. In Burma, the belief was once so widespread that the Sumatran rhino ate fire.

Arguably **unclear**. For one of the authors, this sentence seems to suggest (nonsensically) that the belief’s being widespread was the *cause* of the rhino’s eating fire. The *so* could be replaced with, e.g., *surprisingly* to achieve the apparently intended meaning. Alternatively *so* could simply be omitted.

We **omit** this sentence.

## B.3 Supplement: Section 4.2: Models capture causal relations in the CEC

### B.3.1 Dataset (multiple-that)

To produce the augmented multiple-that dataset, we searched for existing examples in the dataset (Zhou et al., 2024) that already had two or more *that* words. In some cases, we insert additional complementizer (*that...*) phrases. Some examples are created with two CEC phrases to test that each *so* has high local affinity with its associated causal *that*. We label the correct causal *that* for the analysis.

We provide two examples from the 31-sentence multi-that dataset:

1. This example has 5 *that*-phrases. The affinity of *so* with the correct *that* is more than two orders of magnitude higher than with any other *that*.

John worked *so* hard on helping his friend improve his argument that the policy was bad and that America should adopt the resolution that the policy had failed *that* he was too tired to debate the topic that the policy had failed himself.

2. Some examples are double CEC with multiple *so-that* pairs. We test that both each *so* has the highest affinity with the correct *that*. For example:

Li shiji was *so*<sub>1</sub> thankful *that*<sub>1</sub> he wept and bit his finger *so*<sub>2</sub> hard *that*<sub>2</sub> he bled.

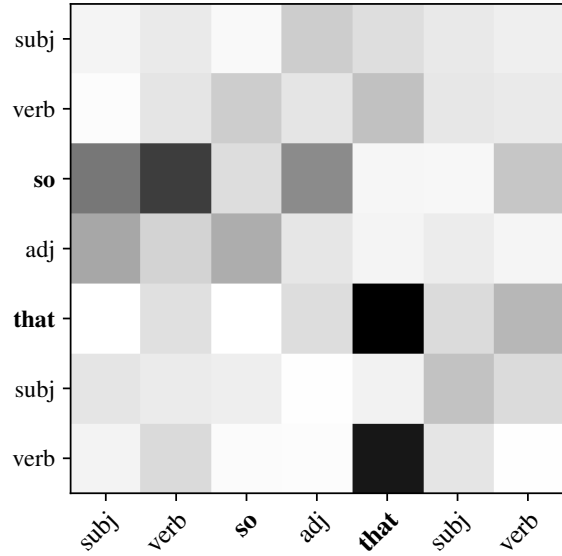


Figure 11: This plot shows which pairwise interactions, on average, most substantially differ between EAP and AAP examples.

### B.4 Supplement: Section 4.3: Affinity patterns distinguish the EAP and AAP

As described in Section 4.3, we identify potentially salient differences in the EAP and AAP patterns: we compute a single average (position-wise) affinity matrix for all EAP examples and another average matrix for all AAP examples; subtract these two average matrices; and then take the position-wise absolute value. The largest values in the resulting matrix provide the interactions that seem to most distinguish the EAP and AAP. The heatmap in Figure 11 shows the most potentially informative interactions across EAP and AAP examples. We fill the diagonal with the global affinity scores as probabilities. Here we see that the most different interactions (between EAP and AAP examples) on average are *that* with itself, *that* with *verb*<sub>2</sub>, and *verb*<sub>1</sub> with *so*.

After running the pre-processing pipeline for tokenization we have 68 AAP and 24 EAP examples (see Appendix B.1). For our analysis, we exclude any that have multitokenized words in one of the seven positions we consider, or for which Spacy (Honnibal et al., 2020) fails to label a POS. This leaves us with 14 and 26 EAP and AAP examples, respectively, for the analysis (before any mislabeled examples are corrected; see below).

Figure 12 shows UMAP plots using different numbers of affinities: each row corresponds to the number of informative dimensions that are chosen

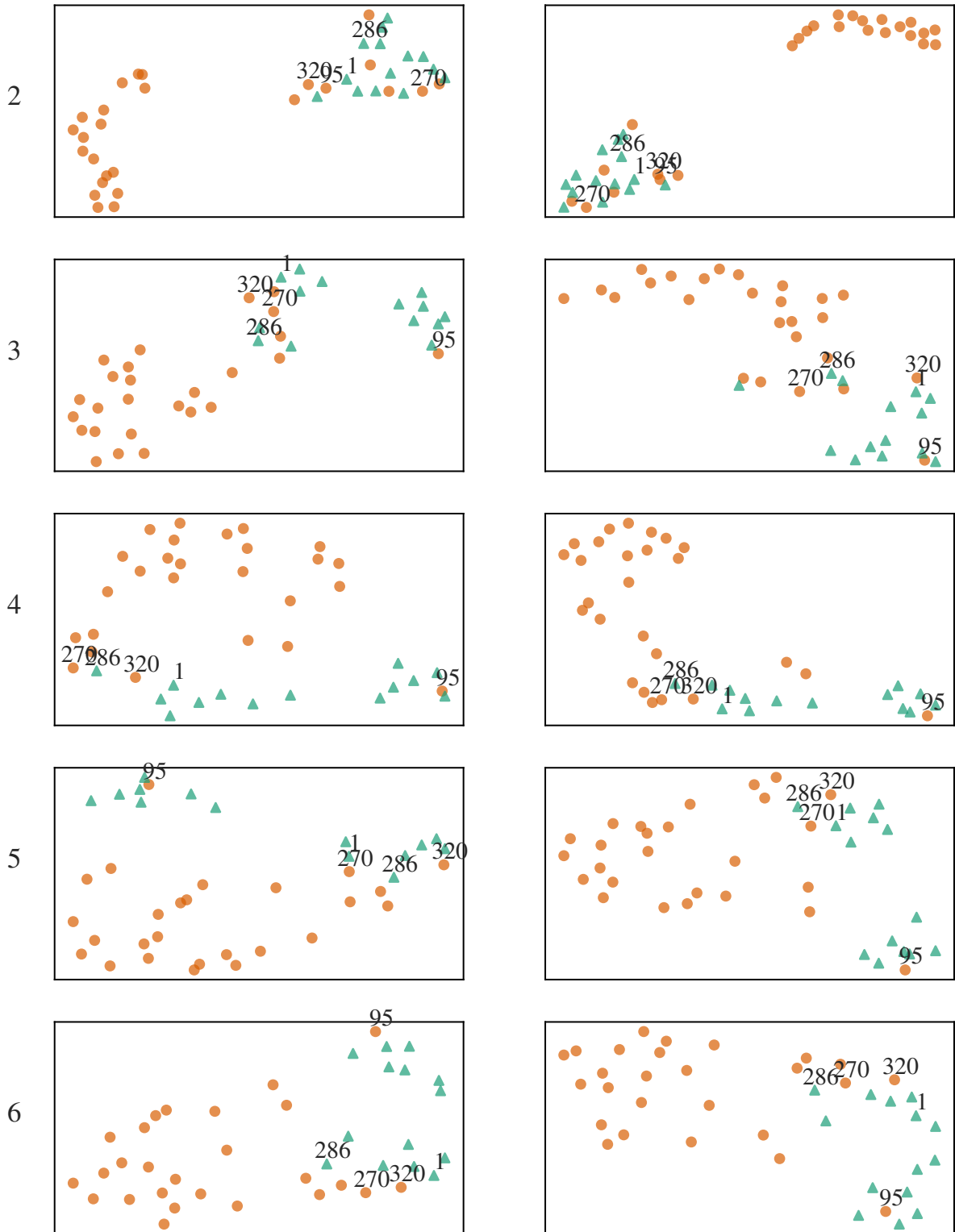


Figure 12: Uncorrected multiplot version of Figure 3. UMAP projections for EAP (green) and AAP (orange). Each row corresponds to the number of dimensions that are used for the projection (2-6). Columns correspond to two different random seeds. Potentially “misclassified” sentences (those that were near the class boundary) are labeled with their original dataset IDs for discussion. No labels have been corrected in these plots.

using the heatmap. The two columns show two random seeds for the UMAP projection. From this multiplot we see that using only two or three dimensions does not separate the classes. This suggests that it is useful to allow different affinity scores to interact in a higher dimensional space during projection. On the other hand, using too many dimensions seems to include interactions that are not important to distinguishing the EAP and AAP (e.g., using six dimensions leads to less separability). Accordingly, we use five dimensions in the main text (Figure 3).

Finally, we label five sentences in the plots (Figure 12) which either look to violate the separability or which are on the boundary. We use the same three labels (misclassified, mislabeled, unclear) as were used in Section B.2 above.

1. Label 95 corresponds to the sentence *After a series of fires. . .*, which we identified as being **unclear** previously.
2. Label 286: Seeing this in a jar, I was so hopeful that it had its own well sealed jar protecting the powder from hardenin (sic)

The sentence is originally labeled as epistemic, however we argue that it is **unclear** since *hopeful* describes affect and since there is also a causal interaction: “seeing this in a jar” leads the narrator to be “hopeful.”

3. Label 1: He was so afraid that rival loyalist inmates wished to kill him inside the prison.

This sentence is originally labeled as epistemic, but *afraid* describes affect. This sentence is **unclear** since it is both epistemic and affective: The man conjectures that the “inmates wished to kill him” and this causes him to be *afraid*.

4. Label 320: I am so startled that no one seemed to have a problem with the stage being held up, the women passengers being kidnapped and sold.

This is correctly labeled as affective and thus could be **misclassified** by this method depending on the random seed.

5. Label 270: I was so disturbed that it took me this long.

This is correctly labeled as affective and could be **misclassified** by this method depending on

the random seed.

## C Supplement: CoGS (Section 5.1)

Examples of the the six construction types (from Bonial and Tayyar Madabushi 2024). Fixed words are italicized.

1. **Causative-with:** She loaded the truck *with* books.
2. **Comparative correlative:** *The more the merrier.* (The fixed word *the* occurs twice. In our analysis the two *the* words are considered as a single class.)
3. **Conative:** He kicked *at* the ball.
4. **Let-alone:** None of these arguments is particularly strong, *let alone* conclusive.
5. **Much-less:** He has not been put on trial, *much less* found guilty.
6. **Way-manner:** We made our *way* home.

## D Supplement: MAGPIE (Section 5.2)

### D.1 Data

Here we provide two examples drawn from the MAGPIE dataset for *nuts and bolts*:

**Literal usage:** They would include orders for routine raw materials such as steel stock; screws; *nuts and bolts*; lubricants and fuel oil.

**Idiomatic usage:** Jay comes from a different end of the spectrum to Dave Ambrose, but the two both like to talk *nuts and bolts*.

### D.2 Methods

For each sentence in the dataset we calculate the global affinity for each of the words that are part of the potentially idiomatic expression (PIE). A receiver operating characteristic curve is produced for all words that are part of any PIE using global affinity as classification signal. The plot in the main text includes only examples in which the example sentence is at least ten words long (sufficient context), and where the individual word is at least four characters (avoiding, e.g., determiners and other words). If no filtering is performed the AUC for the ROC is 0.69 (versus 0.71).

## E Supplement: NPNs (Section 6.1)

### E.1 Methods

We use GPT-4 via the OpenAI API, version gpt-4-0613, temperature 0.7, max tokens 100. Total cost to produce 400 sentences is less than \$5. We



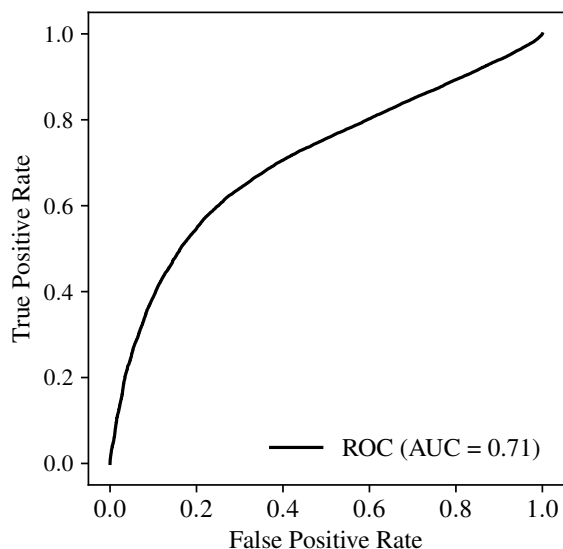


Figure 13: ROC curve reflects informativeness of global affinity in figurative vs literal usages of PIEs.

prompt as follows, where “{phrase}” is the particular targeted NPN (e.g., *day by day*):

An NPN construction is one like "day by day" or "face to face". It has a repeated singular noun with a preposition in the middle. Other prepositions are also possible: "book upon book", "week over week", "year after year". Please use "{phrase}" in an NPN construction, placing "{phrase}" in the middle of the sentence. Make sure the sentence establishes a context in which the noun makes sense. Please provide only the sentence in the response.

As described in the main text, we filter to generations where the model correctly produces the desired NPN combination in the form noun+prep+noun, resulting in 295 sentences (upon: 97, after: 81, by: 97, to: 20).

To obtain acceptability judgements, we randomly sort all 295 sentences and the last author annotates with a score between 1 and 5, inclusive. When filtered to sentences with acceptabilities of at least 4, we have 162 sentences (upon: 64, after: 59, by: 32, to: 7) and 324 nouns (two for each sentence).

## E.2 Data

We provide selected examples from our results:

1. RoBERTa sometimes produces a distribution that favors a date for the second noun when

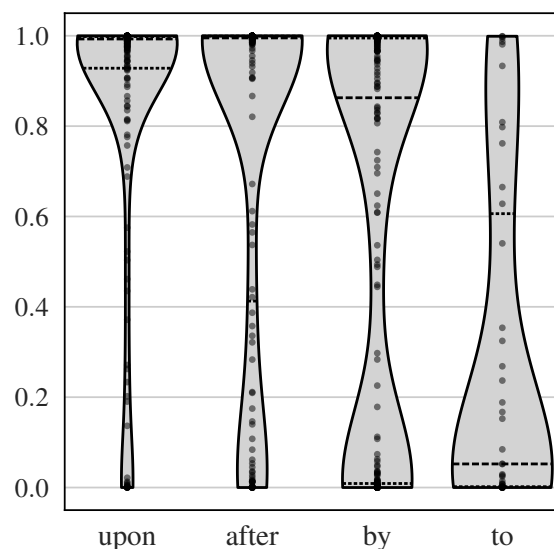


Figure 14: Same as Figure 5, but with all sentences shown. The distributions are more skewed to lower probabilities: less acceptable sentences result in lower global affinities.

the preposition is *after*:

GPT4 generation: The factory evolved, implementing **automation** after **automation**, becoming a symbol of modern industry.

Global affinity scores for **automation** are 98% and 1.7% respectively. The sentence has an acceptability of 5. RoBERTa prefers *WWII*, *1950*, *1945*, *modernization* as completions in the second noun slot. A number of other sentences with low-scoring nouns, *after* as preposition, and high (4,5) acceptability scores also exhibit this preference for dates in the second slot.

2. A low acceptability (score 1) example:

The author, lost in his craft, scribbled away **pen** to **pen**, endlessly working on his novel.

Global affinity scores are 19% and 0.03%.

3. A case where model assigns a low score to an acceptable (score 5) example:

The film industry, obsessed with success and failure, measures a movie’s performance **rating** by **rating**, scrutinizing every detail for potential improvements.

Global affinity scores are 65% and 1.5%.




Figure 15: Corresponding *global* affinity plot for the local affinity plot in Figure 6. *hardware* has global affinity (probability) of 0.92, and is mostly affected by *hammer*, a *contextual* rather than *constructional* constraint. Discussion in Section 7.

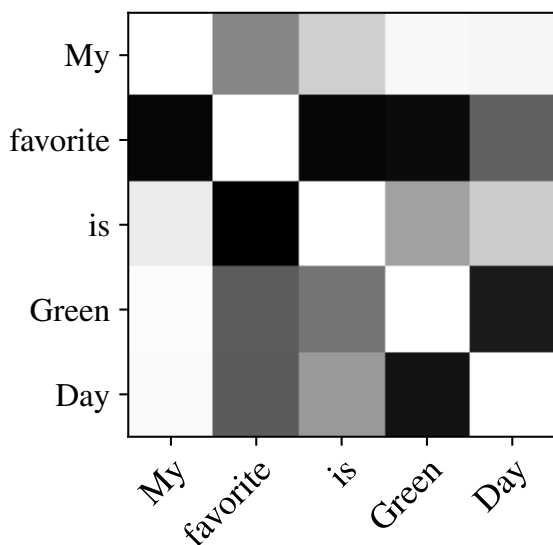


Figure 16: Affinity matrix for Green Day without *band*. Compare Figure 8.

## F Supplement: Comparative Correlative (Section 6.2)

To calculate the percentage of the output distribution nucleus that is a comparative adj/adv, we order the outputs by probability and iterate through them until reaching a total probability mass of  $p \geq 0.98$  (a nucleus using 0.98). For each sampled word, we substitute it into the original sentence and use Spacy to check whether it is a comparative adverb or comparative adjective. The final score is the proportion of the sample (the 98% nucleus) that is a comparative adjective or adverb.

Of the 108 ( $= 54 \times 2$ ) candidate slots, 99 of them are singly tokenized and thus amenable to study using our methods.

## G Supplement: Section 7: The Limits of Distributional Analysis

This supplement provides three additional figures.

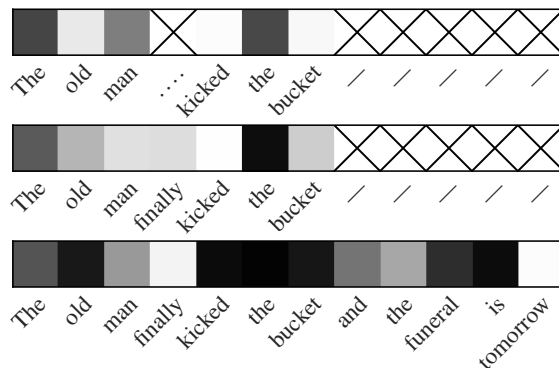


Figure 17: Idioms are not always activated by context. *kicked the bucket* does not have high global affinity (probability between 0 and 1) until it is clear that the old man has died. “...” indicates omission; “—” indicates empty slots at the end of the sentence.

Figure 15 provides the global affinity plot for the example in Figure 6, Section 7.

Figure 16 shows the affinity matrix for the *Green Day* examples when no musical context is provided (compare Figure 8).

Figure 17 provides an additional example using the idiom *kick the bucket* (compare Figure 7), illustrating again that even substantive constructions may exhibit low global affinities when the surrounding context is insufficient to trigger them.

## H Use of AI Assistant

ChatGPT4o was used to produce initial versions of python matplotlib generation code in some cases. Any code produced was subsequently adapted/ modified. ChatGPT4o was not used to write any part of this paper. Some potential citations were found using ChatGPT4o as a search tool.