

Coding-Based Hybrid Post-Quantum Cryptosystem for Non-Uniform Information

Saar Tarnopolsky and Alejandro Cohen

Faculty of Electrical and Computer Engineering, Technion — Institute of Technology, Haifa, Israel,

Emails: saar.tar@campus.technion.ac.il and alecohen@technion.ac.il

Abstract—We introduce for non-uniform messages a novel hybrid universal network coding cryptosystem (NU-HUNCC) in the finite blocklength regime that provides Post-Quantum (PQ) security at high communication rates. Recently, hybrid cryptosystems offered PQ security by premixing the data using secure linear coding schemes and encrypting only a small portion of it. The data is assumed to be uniformly distributed, an assumption that is often challenging to enforce. Standard fixed-length lossless source coding and compression schemes guarantee a uniform output in *normalized divergence*. Yet, this is not sufficient to guarantee security. We consider an efficient compression scheme uniform in *non-normalized variational distance* for the proposed hybrid cryptosystem, that by utilizing a uniform sub-linear shared seed, guarantees PQ security. Specifically, for the proposed PQ cryptosystem, first, we provide an end-to-end practical coding scheme, NU-HUNCC, for non-uniform messages. Second, we show that NU-HUNCC is information-theoretic individually secured (IS) against an eavesdropper with access to any subset of the links and provide a converse proof against such an eavesdropper. Third, we introduce a modified security definition, individual semantic security under a chosen ciphertext attack (ISS-CCA1), and show that against an all-observing eavesdropper, NU-HUNCC satisfies its conditions. Finally, we provide an analysis of NU-HUNCC's high data rate, low computational complexity, and the negligibility of the shared seed size.

Index Terms—Post-quantum cryptography, cryptography, information-theoretic security, secure network coding, public key, encryption, polar codes, non-uniform, compression, and communication system security.

I. INTRODUCTION

We consider the problem of high data rate Post-Quantum (PQ) secure communication over a noiseless multipath network for non-uniform messages. In this setting, the transmitter, Alice, wants to send confidential non-uniform messages to the legitimate receiver, Bob, over noiseless communication links. We consider the two traditional eavesdroppers [1]–[3]: 1) Information-Theory Eve (IT-Eve), which has unlimited computational power and can access any subset of the communication links [3], and 2) Cryptographic Eve (Crypto-Eve), which has access to all links but is limited computationally [1]. We aim to ensure: 1) reliable communication between Alice and Bob, 2) information-theoretic security against IT-Eve, and 3) PQ computational cryptographic security against Crypto-Eve [4].

Information-theoretic and computational cryptographic security are products of Shannon's seminal work on perfect secrecy [5] from 1949. Shannon showed that perfect secrecy requires Alice and Bob to share a fresh secret key

with entropy higher than or equal to the entropy of the confidential message. Using such keys is costly and often non-practical [3], [4]. Information-theoretic and computational cryptographic security offer more practical solutions for secure communication at the expense of some relaxation of the security conditions. Traditional information-theoretic security relies on the probabilistic nature of communication channels, whereas computational cryptographic security assumes that the eavesdropper has limited computational power.

Wyner's work in 1975 on the wiretap channel [6] introduced an information-theoretic secured coding scheme taking advantage of the eavesdropper's weaker observations of the transmissions over the channel. Wyner showed that by using a local source of randomness, IT-Eve remains ignorant of the confidential message. The information leakage to IT-Eve was defined by $\frac{1}{n}H(M|Z^n)$, where M is the confidential message, Z^n are IT-Eve's observations, and H is the entropy function. Wyner showed that for his proposed code $\lim_{n \rightarrow \infty} \frac{1}{n}H(M|Z^n) = \lim_{n \rightarrow \infty} \frac{1}{n}H(M)$, i.e. in the asymptotic regime, IT-Eve's observations, Z^n , provide insignificant information regarding the confidential message. This notion of information-theoretic security is called *weak security*. The use of a local source of randomness in Wyner's proposed code results in a significant decrease of the communication rate [3], [7]–[10]. In 1977, Carliel et al. [11] managed to increase the communication rate compared to Wyner's coding scheme, by replacing the source of local randomness with another uniform confidential message. This approach was named *individual secrecy (IS)*. In this setting, Alice sends ℓ confidential message to Bob, $\{M_i\}_{i=1}^{\ell}$. IS ensures IT-Eve is ignorant about any single message, i.e., in the finite regime $H(M_i|Z^n) = H(M_i), \forall i \in \ell$. However, the eavesdropper may obtain some insignificant and controlled information about the mixture of all messages [12]. Recently, IS was considered in various communication models such as the broadcast channel, multicast multi-source networks, terahertz wireless, etc [12]–[18], to efficiently increase data rates.

On the other hand, computational cryptographic security relies solely on the limited computational power of the eavesdropper. To securely transmit a message to Bob, Alice encrypts the message using a one-way function that is considered hard to invert. Crypto-Eve can't invert the function and decrypt the message in a reasonable time frame, but with the right shared secret key, inversion is possible for Bob [2].

An example of a commonly used computationally secured cryptosystem is Rivest-Shamir-Adleman (RSA) [19], [2], [20]. The security of RSA cryptosystem relies on the hardness

the integer factorization problem for a Crypto-Eve. However, recent developments in the capabilities of quantum computers significantly increase Crypto-Eve’s computational capabilities. Integer factorization is a problem that can be solved in polynomial time by a quantum computer using Shor’s algorithm [21], rendering RSA unsecured. Nevertheless, RSA is not the only cryptosystem that was affected by quantum computer-based algorithms. Throughout the years, an increasing number of cryptosystems have been demonstrated to be vulnerable when exposed to quantum computer base attacks [21]–[26]. Those advancements triggered interest in PQ-secured cryptosystems i.e., cryptosystems that are secured against a quantum computer based attacks.

A cryptosystem that to this day remains computationally cryptographically secured against quantum computer-based algorithms is McEliece [27] and its probabilistic extensions, e.g., [28]–[30]. McEliece is a coding-based cryptosystem first introduced in 1978. The security of McEliece relies on the hardness of decoding a general linear code, a problem considered NP-hard [31], [32]. However, McEliece inherently suffers from low data rates of around 0.51. Increasing the data rate of McEliece is possible, yet it is considered unsecured without a significant increase in its key size [33].

In a work by Cohen et al. [35], a novel hybrid approach combining information theory and computational cryptographic security is introduced and named HUNCC. HUNCC combines an IS channel coding scheme [12], which premixes the messages, with a PQ cryptographic secure scheme that encrypts a small amount of the mixed data. The result is an efficient hybrid PQ secure communication scheme against both IT-Eve and Crypto-Eve attaining a data rate approaching one [36]–[39].

To guarantee security, the information leaked by HUNCC is measured by the *non-normalized mutual information/variational distance* between Eve’s observations and the source messages. This leakage meets the cryptographic criterion for ineligibility as well. Although non-uniform messages can be pre-compressed, standard lossless fixed-length source coding guarantees uniformity in *normalized KL-divergence*, but not in *non-normalized distances* [40].

Quantum computers significantly increase the computational capabilities of the eavesdropper, jeopardizing the security of confidential data. As a consequence, a need for PQ-secured cryptosystems arose. Fig. 1 demonstrates that existing cryptosystems that are considered PQ-secured either work at a low data rate, have high complexity, or rely on conditions that are hard-to-enforce, such as uniform input messages. High rate, low complexity practical PQ-secured cryptosystems remain an open problem.

A. Main Contributions

In this paper, for non-uniform messages, we introduce a novel hybrid universal network coding cryptosystem, coined NU-HUNCC. We propose hybrid source and channel coding schemes, with partial encryption on a small portion of the data, that are secured against both, IT and Crypto Eves. NU-HUNCC is universal in the sense that it can applied to any

communication and information system, with any cryptosystem. In particular, the contributions of this work are as follows:

1) Against IT-Eve, PQ individual secure communication at a high data rate approaching capacity is obtained for non-uniform messages. In this setting, the non-uniform source messages are first compressed into an almost uniform outcome using a polar codes-based encoder with a negligible-sized shared seed [41]–[43]. Then, the compressed messages are mixed by a practical IS linear code [12], [44], [45]. The number of secured messages this scheme provides is upper bounded by the difference between the number of overall links and the number of links observed by IT-Eve. Conversely, we show that increasing the number of secured messages by one necessarily requires the number of links observed by IT-Eve to be decreased by one as well. Those results have an independent interest in information-theoretic security.

2) Against Crypto-Eve, PQ cryptographically secured communication at high rates is obtained by encrypting a portion of the links using a semantically secure cryptosystem. We present a new strong definition for PQ computational cryptography security, individual semantic security against chosen ciphertext attack (ISS-CCA1). We show that the controlled information leaked from the proposed source encoder and the IS channel coding scheme for non-uniform messages *meets the cryptographic criterion for ineligibility*.

3) We establish rate theorems for NU-HUNCC against both IT-Eve and Crypto-Eve. We show the increase in the communication rate that NU-HUNCC provides compared to other PQ cryptosystems. The rate analysis also includes the effect that the size of the shared seed has on the rate as a function of the message size. Although NU-HUNCC adds the use of a shared seed between the legitimate parties, the negligibility of its size results in it having an insignificant effect on the communication rate. We demonstrate the rate enhancement NU-HUNCC provides with an example of a distributed storage application as illustrated by Fig. 1. Distributed storage servers provide secure and reliable storage services [46]–[50]. In our example, Alice wants to store 3 files over $\ell = 3$ servers and read them back after some time (in this scenario Bob is represented by Alice reading the files in the future). The files are from the source $\mathcal{V} \in \{0, 1\}$, denoted by $\{V_i\}_{i=1}^3$ and each of them is of size 64[KB] or 2^{19} bits, i.e. $|V_i| = |V| = 2^{19}$ bits (64[KB]). The entropy of the source is $H(V) = 0.9$. Alice tries to store the files by four methods:

3.a) NUM (see Fig. 1a): First, Alice uses an optimal lossless compression scheme to compress the files [51]–[53]. The size of each compressed file is 58[KB]. Each compressed file is separately encrypted by the original McEliece based on [1024, 524]-Goppa codes¹ with a rate of 0.51. This, method of storing the files is PQ secured against Crypto-Eve and obtains a total rate of about 0.56.

3.b) NC WTC II (see Fig. 1b): Alice uses an optimal lossless source encoder to compress each file to a size of 58[KB].

¹Original version of McEliece is not SS-CCA1, however, this is the most commonly used version of this cryptosystem. Thus, we selected to demonstrate NU-HUNCC performance enhancement, in terms of data rate, with this version of it. For SS-CCA1 guarantees, one can select one of his probabilistic extensions, e.g., [28]–[30].

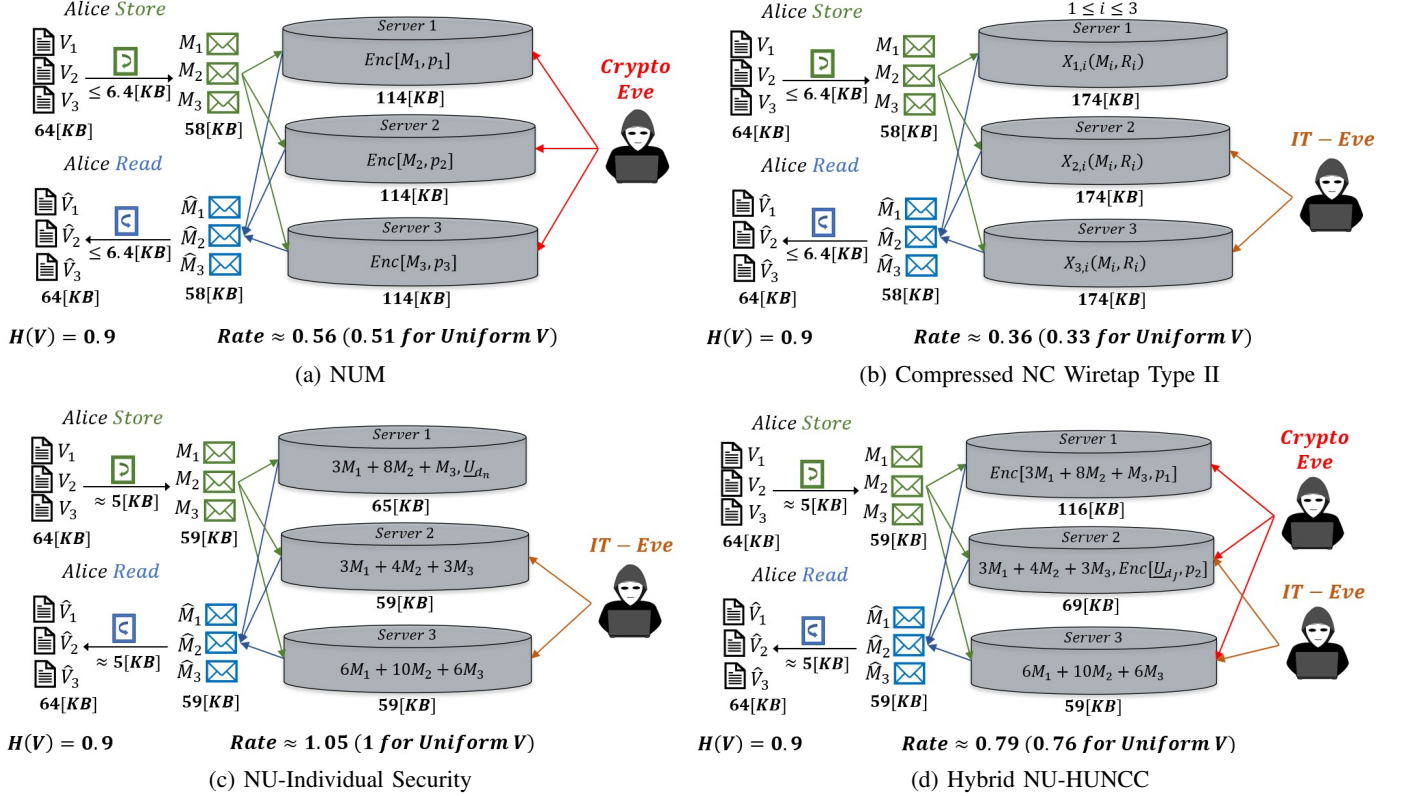


Fig. 1: Secured storage solution of three files $\{V_i\}_{i=1}^3$ on three servers against all observing Crypto-Eve and IT-Eve which has access to two servers. (a) optimal compression of the source and encryption using the original McEliece cryptosystem with a $[1024, 524]$ -Goppa codes [27], [31] against Crypto-Eve, (b) optimal compression of the source and encoding using Network Coding Wiretap Type II [34] against IT-Eve, (c) Proposed NU-IS using an almost uniform compression scheme with a uniform seed of negligible size along with an IS channel [17] code against IT-Eve and (d) Proposed NU-HUNCC using an almost uniform compression scheme with a uniform seed of negligible size along with an IS channel code [17] and encryption using the original McEliece cryptosystem with a $[1024, 524]$ -Goppa codes [27], [31] against both IT and Crypto-Eve's.

The compressed files are encoded by NC WTC Type II. The compressed file M_i , $1 \leq i \leq 3$ is encoded into $X_i(M_i, R_i)$. For every three bits of $X_i(M_i, R_i)$, the first is stored on server 1 (denoted by $X_{1,i}(M_i, R_i)$), the second on server 2 (denoted by $X_{2,i}(M_i, R_i)$) and the third on server 3 (denoted by $X_{3,i}(M_i, R_i)$). This scheme is secured against IT-Eve with access to two out of the three servers, thus the data rate is 0.36^2 .

3.c) NU-Individual Security (see Fig. 1c): First, Alice uses the specialized polar codes-based source encoder and a uniform seed [42], [43] to compress the files into an almost uniform form. The compressed files, $\{M_i\}_{i=1}^3$, sizes are $59[\text{KB}]$ (473147 bits) each and the size of the seed used to compress each file is $1.56[\text{KB}]$. Alice injectively maps the messages from $\mathbb{F}_2^{3 \times 473147}$ into $\mathbb{F}_{11}^{3 \times 43014}$. To encode the messages matrix it is multiplied by the generator matrix [17]

$$\underline{G}_{IS} = \begin{bmatrix} 3 & 3 & 6 \\ 8 & 4 & 10 \\ 1 & 3 & 6 \end{bmatrix}.$$

²To demonstrate NC WTC II we could have chosen to store one file over the three servers and remained with the same data rate.

Thus, the encoded message matrix, \underline{X} , is given by

$$\underline{X} = \underline{M}^T \underline{G}_{IS} = \begin{bmatrix} 3M_1 + 8M_2 + M_3, & 3M_1 + 4M_2 + 3M_3, \\ & 6M_1 + 10M_2 + 6M_3, \end{bmatrix}$$

where $\underline{M} = [M_1, M_2, M_3]$. The encoded file X_i size is the same as of the message M_i for $1 \leq i \leq 3$, since the IS code linearly mixes the messages. Each X_i is stored over server i for all three files and servers and the seed is stored over server 1. IT-Eve has access to two of the servers⁷, thus each message is individually secured. The overall data rate in the proposed scheme against IT-Eve is 1.05 since we use compression. The seed's size is negligible compared to the sizes of the compressed files.

3.d) NU-HUNCC (see Fig. 1d): Alice performs the compression and the mixing of the messages as in NU-Individual Security. After the mixing of the messages, Alice maps the codewords back to $\mathbb{F}_2^{3 \times 473147}$. Then, Alice encrypts one of the messages by the original McEliece cryptosystem based on $[1024, 524]$ -Goppa codes s.t. after the encryption the size of the mixed file is $116[\text{KB}]$ and it is stored over one of the servers. Without loss of generality let the encrypted file be the first file. Alice encrypts the uniform seed by the same encryption

scheme as well. After the encryption, the size of the seed used to compress each of files is 3.27[KB]. The encrypted seed is stored on the second server. The rest of the files are stored over the rest of the servers, s.t. each server stores one file. This hybrid scheme is secured against both IT and Crypto-Eve's. The overall data rate of the proposed scheme is 0.79.

4) Finally, we assess the computational complexity of the proposed communication scheme. Complexity is measured in this paper, as the number of binary operations required to perform encoding and decoding of all the messages. We show that NU-HUNCC, which encrypts only a subset of links using McEliece, exhibits a more efficient run-time complexity compared to NUM. NU-HUNCC's efficiency makes it a promising candidate for practical applications.

The remainder of this paper is structured in the following manner. Sec. II presents NU-HUNCC setting, while Sec. III provides the comprehensive security definitions for IS and ISS-CCA1. In Sec. V, we introduce the encoding/decoding algorithm for NU-HUNCC. In Sec. VI, we provide the key findings and theorems of this paper. Sec. VII offers numerical results demonstrating the performance of NU-HUNCC. The proofs of the theorems provided in the paper are given in Sec. VIII, IX, X, and Appendixes A and B. We conclude the paper is Sec. XI.

II. SYSTEM MODEL

We consider a communication system where Alice wishes to transmit ℓ non-uniform confidential message³ over ℓ noiseless links, $\mathcal{L} = \{1, \dots, \ell\}$, to Bob, in the presence of an eavesdropper, Eve. The messages are taken from a DMS (\mathcal{V}, p_V) s.t. $\mathcal{V} \in \{0, 1\}$. We denote the source message matrix by $\underline{V}_{\mathcal{L}} \in \mathbb{F}_2^{\ell \times n}$ when n is the size of each source message.

Bob's observations are denoted by $\underline{Y}_{\mathcal{L}}$. Those observations, provide Bob reliable decode $\underline{V}_{\mathcal{L}}$ with high probability. That is, $\mathbb{P}(\hat{\underline{V}}_{\mathcal{L}}(\underline{Y}_{\mathcal{L}}) \neq \underline{V}_{\mathcal{L}}) \leq \epsilon_e$, where $\hat{\underline{V}}_{\mathcal{L}}(\underline{Y}_{\mathcal{L}})$ is the estimation of $\underline{V}_{\mathcal{L}}$. We consider two types of Eve: 1) IT-Eve, which observes any subset $\mathcal{W} \subset \mathcal{L}$ of the links s.t. $|\mathcal{W}| \triangleq w < \ell$, but is computationally unbounded, and 2) Crypto-Eve which observes all the links, but is bounded computationally. We denote IT-Eve's observations by $\underline{Z}_{\mathcal{W}}$ and Crypto-Eve's observations by $\underline{Z}_{\mathcal{L}}$.

III. SECURITY DEFINITIONS

In this section, we provide the formal security definitions used throughout this paper.

A. Security against IT-Eve

Against IT-Eve, we consider information-theoretic security. For any subset of $k_s < \ell - w$ source messages, we use the notion of k_s individual security (k_s -IS). We measure the leakage of information to the eavesdropper using *non-normalized variational distance*, denoted by $\mathbb{V}(\cdot, \cdot)$. Additionally, we require the code to be reliable where the reliability is measured by the decoding error probability at Bob's. For a

code to be k_s -IS we require the information leakage and error probability to be negligible. We now formally define k_s -IS:

Definition 1. (k_s Individual Security) Let $\underline{V}_{\mathcal{L}} \in \mathbb{F}_q^{\ell \times n}$ be a set of ℓ confidential source messages Alice intends to send, $\underline{Y}_{\mathcal{L}}$ be Bob's observations of the encoded messages, and $\underline{Z}_{\mathcal{W}}$ be IT-Eve's observations of the encoded messages. We say that the coding scheme is k_s -IS if:

- 1) *Security*: $\forall \epsilon_s > 0, \forall \mathcal{W} \subset \mathcal{L}$ s.t. $|\mathcal{W}| = w < \ell$, and $\forall \underline{V}_{\mathcal{K}_s} \subset \underline{V}_{\mathcal{L}}$ s.t. $|\mathcal{K}_s| = k_s < \ell - w$, it holds that $\mathbb{V}(p_{\underline{Z}_{\mathcal{W}}} | \underline{V}_{\mathcal{K}_s} = \underline{v}_{\mathcal{K}_s}, p_{\underline{Z}_{\mathcal{W}}}) \leq \epsilon_s$.
- 2) *Reliability*: $\forall \epsilon_e > 0$ it holds that $\mathbb{P}(\hat{\underline{V}}_{\mathcal{L}}(\underline{Y}_{\mathcal{L}}) \neq \underline{V}_{\mathcal{L}}) \leq \epsilon_e$, where $\hat{\underline{V}}_{\mathcal{L}}(\underline{Y}_{\mathcal{L}})$ is the decoding estimation of the message matrix from Bob's observations.

Thus, IT-Eve that observes any subset of w links in the network can't obtain any information about any set of $k_s < \ell - w$ individual messages, $\underline{V}_{\mathcal{K}_s}$. However, IT-Eve might be able to obtain some insignificant information about the mixture of all the messages. Yet, this negligible information is controlled [12], [55], [56]. Bob can reliably decode the message matrix from his observations of the encoded messages.

B. Security against Crypto-Eve

Crypto-Eve may perform passive/active attacks against Alice and the ciphertexts she produces, to obtain information about confidential messages. Two of the most common attacks given in the literature are the chosen-plaintext attack (CPA) and the chosen-ciphertext attack (CCA) [57]. In both attacks, Crypto-Eve is given a ciphertext from which she tries to obtain information about the plaintext. In CCA Crypto-Eve is active and prior to receiving the ciphertext, she can question a decryption oracle to provide her the plaintexts for a limited number of ciphertexts of her choice. However, she can't use this decryption oracle after receiving the test ciphertext [57]. The information leakage is measured by Crypto-Eve's ability to distinguish between plaintexts given the test ciphertext provided by Alice. There are two ways in which this leakage is measured: 1) indistinguishability (IND) - by observing a ciphertext created from one of two possible plaintexts, Crypto-Eve can't distinguish between the two plaintexts better than a uniform coin-toss, 2) semantic security (SS) - by observing a ciphertext, Crypto-Eve can't obtain any information about the original plaintext or some function applied on it, that is more significant than the information she obtains from the plaintexts original probability distribution. Those two definitions are equivalent, i.e. a cryptosystem that is IND is also SS and vice versa [1]. The security level of a cryptosystem is defined by the combination of Crypto-Eve's attack model and its information leakage.

In this paper, we introduce a new notion of security, individual semantic security against a chosen ciphertext attack (ISS-CCA1). This notion of security is based on SS-CCA1 cryptographic security [1], [57], and usually requires the encryption scheme to be probabilistic⁴. To properly define ISS-

³In this paper, we assume the messages are independent to focus on the key methods and results. However, our proposed solution can be easily shown to be valid for dependent sources by using joint source coding schemes [54].

⁴To focus on our main contributions, we choose to work with public key encryption schemes, but any other PQ probabilistic encryption schemes would have achieved similar results.

CCA1 we start by providing the formal definitions of public key cryptosystems and SS-CCA1 [30], [57], [58].

Definition 2. A public key cryptosystem consists of three algorithms:

- 1) Key generation algorithm $Gen(c)$ with an input c which generates a public key, p_c , and a secret key, s_c .
- 2) An Encryption algorithm used by Alice which is taking a message m and the public key, p_c as an input, and outputs the ciphertext κ . We denote the encryption algorithm as $\kappa = Crypt(m, p_c)$.
- 3) A polynomial time decryption algorithm taking the ciphertext, κ , and the secret key, s_c , and output the original message $m = Crypt^{-1}(Crypt(m, p_c), s_c)$.

Definition 3. (SS-CCA1). Semantic security under chosen ciphertext attack (SS-CCA1) is a computational security notion defined by a game played between a challenger and an adversary. The game is played the following way:

- 1) The challenger generates a key pair using a security parameter c : $Gen(c) = (p_c, s_c)$ and shares p_c with the adversary.
- 2) The adversary outputs a pair (\mathcal{M}, S) , where \mathcal{M} is a messages space, and S is a state.
- 3) The adversary sends a polynomial number of ciphertexts to a decryption oracle that decrypts them and returns them to the adversary.
- 4) Let $\mathcal{F} = \{f : \mathcal{M} \rightarrow \Sigma\}$ be the set of functions on the message space. For any value $\sigma \in \Sigma$ we denote by $f^{-1}(\sigma)$ the inverse image of σ on the message space, $\{m \in \mathcal{M} | f(m) = \sigma\}$. We denote the probability for the most probable value for $f(m)$ as $p_{\sigma-max} = \max_{\sigma \in \Sigma} \{\sum_{m \in f^{-1}(\sigma)} p(m)\}$.
- 5) The challenger samples a message $m \in \mathcal{M}$ according to its probability distribution.
- 6) The challenger encrypts the message $\kappa = Enc(m, p_c)$, and sends it to the challenger.
- 7) The adversary tries to find a pair (f, σ) s.t. $\sigma = f(m)$.

If the adversary finds a pair (f, σ) s.t. $\sigma = f(m)$ he wins. The cryptosystem is considered semantically secured under chosen ciphertext attack if for any pair (\mathcal{M}, S) and for any function $f \in \mathcal{F}$, the advantage the adversary has over guessing according to the message space probability distribution is negligible. We denote a function $\epsilon(c)$ s.t. for every $d > 0$, there exists an integer c_d such that $\forall c > c_d$, the bound $\epsilon(c) < \frac{1}{c^d}$ holds. The function $\epsilon(c)$ is called a negligible function. The advantage of the adversary is measured by the adversary's probability to win: $p_{\sigma-max} + \epsilon(c)$. When $\epsilon(c)$ is a negligible function, the adversary's advantage is negligible as well.

Now, we introduce the new notion of semantic security that is based on the definition of SS-CCA1, Definitions 1, and 2.

Definition 4. (ISS-CCA1). Individual semantic security under a chosen ciphertext attack is defined by the following game between an adversary and a challenger:

- 1) The challenger generates a key pair using a security parameter c : $Gen(c) = (p_c, s_c)$ and shares p_c with the adversary.

- 2) The adversary outputs a pair (\mathcal{M}, S) , where $\mathcal{M} \in \mathbb{F}_q^\ell$ is the messages space, and S is a state.
- 3) The adversary sends a polynomial number of ciphertexts to the challenger that decrypts them and returns them to the adversary.
- 4) The adversary chooses an index $i^* \in \{1, \dots, \ell\}$ and tells it to the challenger.
- 5) Let $\mathcal{F} = \{f : \mathcal{M} \rightarrow \Sigma\}$ be the set of functions on the message space. For any value $\sigma \in \Sigma$ we denote by $f^{-1}(\sigma)$ the inverse image of σ on the message space, $\{m \in \mathcal{M} | f(m) = \sigma\}$. We denote the probability for the most probable value for $f(m)$ as $p_{\sigma-max} = \max_{\sigma \in \Sigma} \{\sum_{m \in f^{-1}(\sigma)} p(m)\}$.
- 6) For every $i \in \{1, \dots, \ell\}$, we consider m_i as an individual message. The challenger samples each m_i from its probability distribution creating the message m .
- 7) The challenger encrypts all the messages $\kappa = Crypt(m, p_c)$ and sends it to the adversary.
- 8) The adversary tries to find a pair (f, σ) s.t. $\sigma = f(m_{i^*})$.

If the adversary finds a pair (f, σ) s.t. $\sigma = f(m_{i^*})$ he wins. The cryptosystem is considered ISS-CCA1 if for any pair (\mathcal{M}, S) and for any function $f \in \mathcal{F}$, the advantage the adversary has over guessing according to the message space probability distribution is negligible. We denote a function $\epsilon(c)$ s.t. for every $d > 0$, there exists an integer c_d s.t. $\forall c > c_d$, the bound $\epsilon(c) < \frac{1}{c^d}$ holds. The function $\epsilon(c)$ is called a negligible function. The advantage of the adversary is measured by the adversary's probability to win: $p_{\sigma-max} + \epsilon(c)$. When $\epsilon(c)$ is a negligible function, the adversary's advantage is negligible as well.

This definition of ISS-CCA1 guarantees that Crypto-Eve's advantage over guessing an individual m_i according to its distribution is negligible for all $1 \leq i \leq \ell$.

IV. BACKGROUND

In this section, we provide a description of the coding and encryption schemes used as the main building blocks for NU-HUNCC: 1) Almost uniform source coding scheme, 2) Linear IS channel coding scheme, 3) Non-linear IS channel coding scheme, and 4) PQ SS-CCA1 cryptosystem.

A. Source Code

A specialized source encoder with an outcome uniform in the non-normalized variational distance was introduced by Chou et. al. in [41]. In their work, Chou et. al. showed that for a lossless source encoder to output messages that are uniform in the non-normalized variational distance, a sub-linear seed must be used. Furthermore, they offered a code construction that achieves uniformity in the variational distance by using a uniform seed shared between the encoder and the decoder. However, their proposed source coding scheme is based on typical sequences, rendering them not practical.

In [42], [43], Chou et. al. proposed a polar-codes based source encoder/decoder that utilizes a sub-linear shared uniform seed to obtain information uniform in *non-normalized KL-divergence*. In [43], Chou et. al. showed strong secrecy is

obtained over broadcast wiretap channel [59] by compressing a public message using the proposed almost uniform source encoder and using its outcome as a source of randomness for the wiretap code.

We introduce here the specialized version of a polar-codes-based source encoder with an almost uniform outcome given in [43, proposition 4]. Let $m \in \mathbb{N}$ and the blocklength be $n = 2^m$. We denote by \underline{G}_n , the polarization transform as defined in [60] s.t. $\underline{G}_n = \underline{P}_n \begin{bmatrix} 1 & 0 \\ 1 & 1 \end{bmatrix}^{\otimes m} \in \mathbb{F}_2^{n \times n}$, where \otimes is the Kronecker product, and \underline{P}_n is the bit reversal matrix.

First, the source message, $V_n \in \mathbb{F}_2^n$ is polarized by the polarization transformation: $A = V_n^T \cdot \underline{G}_n \in \mathbb{F}_2^n$. Let $\delta_n \triangleq 2^{-n^\beta}$, for $\beta \in [0, \frac{1}{2})$. The bits in A are divided into three groups

$$\begin{aligned} 1) \quad \mathcal{H}_V &\triangleq \left\{ j \in [1, n] : H(A^{(j)} | A^{j-1}) > 1 - \delta_n \right\}, & (1) \\ 2) \quad \mathcal{U}_V &\triangleq \left\{ j \in [1, n] : H(A^{(j)} | A^{j-1}) < \delta_n \right\}, \\ 3) \quad \mathcal{J}_V &\triangleq (\mathcal{U}_V \cup \mathcal{H}_V)^C. & (2) \end{aligned}$$

Traditionally, the compressed message in polar codes-based source coding is obtained from the concatenation of groups, \mathcal{H}_V , and \mathcal{J}_V , the bits with non-negligible entropy. However, the entropy of each bit from group \mathcal{J}_V is not necessarily high, i.e. their distribution is not necessarily uniform. This implies that the distribution of the entire compressed message is almost uniform in *normalized* KL-divergence. To ensure the entire compressed message is uniform in the *non-normalized* variational distance, the bits from group \mathcal{J}_V undergo one-time padding [5], [61] with a uniform seed of size $|\mathcal{J}_V| \triangleq d_J$. We denote, the uniform seed by U_{d_J} . Finally, the almost uniform compressed message is given by

$$M \triangleq [A[\mathcal{H}_V], A[\mathcal{J}_V] \oplus U_{d_J}]. \quad (3)$$

Here \oplus denotes the xor operation over \mathbb{F}_2 . $A[\mathcal{H}_V]$ and $A[\mathcal{J}_V]$ are the bits in indexes \mathcal{H}_V and \mathcal{J}_V of A , respectively. The size of each almost uniform message obtained at the outcome of the source coding scheme is $\tilde{n} = |\mathcal{H}_V| + d_J$. We denote the encoder of each message by $f_{s,n}$ and it operates as follows

$$f_{s,n} : (V_n, U_{d_J}) \in \mathbb{F}_2^n \times \mathbb{F}_2^{d_J} \rightarrow M \in \mathbb{F}_2^{\tilde{n}}. \quad (4)$$

Remark 1. *The size of the seed can be bounded by $n^{0.7214} \leq d_J \leq n^{0.7331}$. A more detailed analysis is given in Sec. VII-A.*

The decoding process is divided into two parts. First, Bob one-time pads the bits from the group \mathcal{J}_V using the seed shared with him by Alice. Second, Bob uses a successive cancellation decoder to reliably decode the original message [53], [60]. We denote the decoding function by $g_{s,n}$ and it operates as follows

$$g_{s,n} : (M, U_{d_J}) \in \mathbb{F}_2^{\tilde{n}} \times \mathbb{F}_2^{d_J} \rightarrow V_n \in \mathbb{F}_2^n. \quad (5)$$

B. Channel Code

For the channel coding, we provide two coding schemes. The first is a practical linear IS channel code from [12, Sec. VI]. The second is a non-linear IS channel code from [12, Sec. IV] which we provide for completeness. In Section VI-A, we compare and discuss the advantages/disadvantages of each of these secure channel coding schemes given in this section.

1) *Linear IS channel code:* Let $w < \ell$ be the number of links observed by IT-Eve, and $k_s \leq \ell - w$ be the number of messages kept secure from IT-Eve. The code operates over the extension field \mathbb{F}_{2^μ} , s.t. $\mu \geq \ell$ is a fixed integer.⁵ We provide here the detailed codebook generation for this code:

Codebook Generation: First, we denote the linear code over \mathbb{F}_{2^μ} with dimensions $\ell - k_s$ and length ℓ by \mathcal{C} . Let $\underline{H} \in \mathbb{F}_{2^\mu}^{k_s \times \ell}$ and $\underline{G} \in \mathbb{F}_{2^\mu}^{(\ell - k_s) \times \ell}$ be the parity check matrix and generator matrix of the code, respectively. We consider $2^{\mu k_s}$ cosets of size $2^{\mu(\ell - k_s)}$. In addition, let $\underline{G}^* \in \mathbb{F}_{2^\mu}^{k_s \times \ell}$ span the null space of the code \mathcal{C} i.e. \underline{G}^* is composed from k_s linearly independent rows from $\mathbb{F}_{2^\mu}^\ell \setminus \mathcal{C}$. The linear code \mathcal{C} is considered a Maximum Rank Distance (MRD) code [62], [63]⁶.

Encoding: Each message, $M \in \mathbb{F}_{2^\mu}^\ell$ is divided into two parts: $M_{k_s} \in \mathbb{F}_{2^\mu}^{k_s}$ and $M_w \in \mathbb{F}_{2^\mu}^{\ell - k_s}$. M_{k_s} are the symbols considered IS. M_{k_s} is used to choose a coset out of $2^{\mu k_s}$ possible cosets, and M_w is used to choose the codeword within the coset. The encoding process can be simplified using the generator matrix \underline{G} and the matrix \underline{G}^* . We denote the encoding matrix by $\underline{G}_{IS} = \begin{bmatrix} \underline{G}^* \\ \underline{G} \end{bmatrix} \in \mathbb{F}_{2^\mu}^{\ell \times \ell}$. The codeword $X \in \mathbb{F}_{2^\mu}^\ell$ is obtained from the multiplication of the message with the IS matrix \underline{G}_{IS} . The length of the codeword remains the same as the length of the message since the links are noiseless and error correction is not required [12]. We denote the encoding function by $f_{c,\ell}$ s.t.

$$f_{c,\ell}(M) = M^T \cdot \underline{G}_{IS}. \quad (6)$$

Decoding: To compute M_{k_s} from the codeword, the parity check matrix, \underline{H} , is used. It was shown in [12] that $M_{k_s} = \underline{H} \cdot X$. To obtain M_w we first introduce the matrix $\tilde{\underline{G}} \in \mathbb{F}_{2^\mu}^{w \times \ell}$ which upholds $\tilde{\underline{G}} \cdot \underline{G}^T = 0$ and $\tilde{\underline{G}} \cdot \underline{G}^{*T} = \underline{I}$. As shown in [12], we obtain M_w from $M_w = \tilde{\underline{G}} \cdot X$.

2) *Non-Linear IS channel Code:* Let $w < \ell$ be the number of links observed by IT-Eve, and $k_s \leq \ell - w - \ell\epsilon$ be the number of messages kept secured from IT-Eve s.t. $\ell\epsilon$ is an integer. We denote $k_w \triangleq w + \ell\epsilon$. Each message, $M \in \mathbb{F}_2^\ell$, is divided into two parts of sizes k_s and k_w . The first part is denoted by $M_{k_s} \in \mathbb{F}_2^{k_s}$, and the second is denoted by $M_{k_w} \in \mathbb{F}_2^{k_w}$. We now give the detailed code construction for the IS non-linear channel code.

Codebook Generation: Let $P(x) \sim \text{Bernoulli}(\frac{1}{2})$. There are 2^{k_s} possible messages for M_{k_s} and 2^{k_w} possible messages for M_{k_w} . For each possible message M_{k_s} , generate 2^{k_w} independent codewords $x^\ell(e)$, $1 \leq e \leq 2^{k_w}$, using the distribution $P(X^\ell) = \prod_{j=1}^\ell P(X_j)$. Thus, we have 2^{k_s} bins, each having

⁵The coding should be over the extension field \mathbb{F}_{q^μ} . We chose $q = 2$ throughout this paper to focus our paper on our main results. Any other choice of prime q would provide the same results.

⁶MRD codes were used in previous works as network codes and have been shown to achieve IS [44], [45].

2^{k_w} possible codewords. The length of the codeword remains the same as the length of the message since the links are noiseless [12] and error correction is not required.

Encoding: For each message, $M \in \mathbb{F}_2^\ell$, k_s bits are used to choose the bin, while the remaining k_w bits are used to select the codeword inside the bin.

Decoding: Bob looks for X in the codebook, if the codeword appears only once in the codebook, then M_{k_s} is the index of the bin in which the codeword was found, and M_{k_w} is the index of the codeword inside the bin. However, if the codeword appears more than once, a decoding error occurs. The probability of a codeword appearing more than once in a codebook decreases exponentially as a function of ℓ [3, Sec. 3.4].

C. Computationally secure cryptosystem

We focus on public key cryptosystems and specifically, on the original version of McEliece based on Goppa codes. A randomized version of this code is considered SS-CCA1 and PQ secured [28]–[30]. We note that Goppa codes can be replaced by other coding schemes. However, those versions of McEliece are not considered PQ-secured [22]–[26], [64]–[66]. We note that for the proposed scheme, McEliece can be replaced by any other PQ secured cryptosystem, while the scheme will maintain its PQ security. Nevertheless, we chose to demonstrate our proposed scheme using McEliece as it is a well-known PQ secure cryptosystem with efficient encryption and decryption mechanism [27].

The public key for Goppa codes based McEliece is the multiplication product of the following matrices: 1) The generator matrix of the Goppa codes denoted by $\underline{G}_g \in \mathbb{F}_2^{c_g \times n_g}$ where c_g and n_g are respectively the dimensions and the length of the Goppa codes, 2) A random dense nonsingular matrix $\underline{S} \in \mathbb{F}_2^{c_g \times c_g}$, and 3) A random permutation matrix $\underline{P} \in \mathbb{F}_2^{n_g \times n_g}$. The encryption scheme operates as follows:

McEliece Cryptosystem:

- **Public key generation:** The public key is generated by Bob. Bob first generates the generator matrix of the Goppa codes according to c_g and n_g . The public key is then $\underline{G}^{pub} = \underline{S}\underline{G}_g\underline{P}$, s.t. $\underline{G}^{pub} \in \mathbb{F}_2^{c_g \times n_g}$. Both Alice and Eve have access to \underline{G}^{pub} .
- **Secret key generation:** The private key consists of $(\underline{S}, \underline{D}_g, \underline{P})$ where \underline{D}_g is an efficient decoding algorithm for Goppa codes.
- **Encryption:** Alice randomly chooses a vector $a \in \mathbb{F}_2^{n_g}$ of weight t . The encryption of the message $m \in \mathbb{F}_2^{c_g}$ is given by: $\kappa = \text{Crypt}(m, \underline{G}^{pub}) = m\underline{G}^{pub} \oplus a$.
- **Decryption:** To decrypt the message, Bob first calculates $\kappa P^{-1} = m\underline{S}\underline{G}_g \oplus aP^{-1}$. Now, Bob applies the efficient decoding algorithm \underline{D}_g . Since aP^{-1} has a weight of t it can be considered as an error vector, thus \underline{D}_g can reliably retrieve $m\underline{S}$ s.t. $m\underline{S} = \underline{D}_g(\kappa P^{-1}) = \underline{D}_g(m\underline{S}\underline{G}_g)$. \underline{S} is inevitable, thus Bob obtains $m = \text{Crypt}^{-1}(\text{Crypt}(m, \underline{G}^{pub}), (\underline{S}, \underline{D}_g, \underline{P}))$.

V. NON-UNIFORM HYBRID UNIVERSAL NETWORK CODING CRYPTOSYSTEM (NU-HUNCC)

In this section, we present NU-HUNCC scheme, a PQ-secured coding and encryption scheme for non-uniform messages. An illustration of the scheme is given in Fig. 2. The full description of the encryption/decryption algorithm is given in Algorithm 1. NU-HUNCC provides a way to securely and efficiently transmit non-uniform messages at high data rates between Alice and Bob. We present three main novelties in this paper: 1) An efficient end-to-end communication scheme for non-uniform messages, 2) The proposed scheme is k_s -IS against IT-Eve, and 3) ISS-CCA1 PQ secure against Crypto-Eve.

NU-HUNCC cryptosystem consists of three main parts: 1) A lossless almost uniform source coding scheme using a uniform seed shared efficiently with the source decoder, 2) A joint linear IS message channel coding scheme to pre-mix the almost uniform messages, and 3) An SS-CCA1 encryption scheme used to encrypt $1 \leq c < \ell$ links chosen by Alice.⁷

A. NU-HUNCC - scheme description

First, Alice employs the nearly uniform source encoder from Sec. IV-A (lines 1-7 of Algorithm 1). Each message from the source message matrix is individually encoded using $f_{s,n}$ as given in (4). The encoding process for each message involves a distinct realization of a uniform seed of size d_J . The uniform seed matrix, denoted by $\underline{U}_{d_J} \in \mathbb{F}_2^{\ell \times d_J}$, contains the seeds utilized to encode $\underline{V}_{\mathcal{L}}$. The source encoder yields an almost uniform message matrix, $\underline{M}_{\mathcal{L}} \in \mathbb{F}_2^{\ell \times \tilde{n}}$, where $\tilde{n} = |\mathcal{H}_V| + d_J$. Each row in the message matrix $\underline{M}_{\mathcal{L}}$ represents an almost uniform message.

After obtaining the almost uniform messages, Alice mixes the messages using the linear IS channel code from Sec. IV-B1. The linear IS channel codes operate over the extension field \mathbb{F}_{2^μ} . Since \mathbb{F}_2^μ is a vector space over \mathbb{F}_2 via the isomorphism $\mathbb{F}_2^\mu \rightarrow \mathbb{F}_{2^\mu}$, each μ bit of the i -th row of $\underline{M}_{\mathcal{L}}$ can be injectively mapped onto a symbol over \mathbb{F}_{2^μ} . Thus, for the channel coding process, we consider the message matrix $\underline{M}_{\mathcal{L}} \in \mathbb{F}_{2^\mu}^{\ell \times \lceil \tilde{n}/\mu \rceil}$ (line 9 of Algorithm 1). We note that the mapping is performed on each row separately, implying that the rows of the message matrix maintain their independence.

Now, let $1 \leq c < \ell$ be the number of links Alice intends to encrypt and let $w \triangleq \ell - c$ and $k_s \triangleq c$. Let \mathcal{C} be the linear (w, ℓ) IS code from Sec. IV-B1. We consider $\underline{G} \in \mathbb{F}_{2^\mu}^{w \times \ell}$, the generator matrix for the code and $\underline{G}^* \in \mathbb{F}_{2^\mu}^{c \times \ell}$, the generator matrix for the null space of the code. The IS channel encoding matrix is given by $\underline{G}_{IS} = \begin{bmatrix} \underline{G}^* \\ \underline{G} \end{bmatrix} \in \mathbb{F}_{2^\mu}^{\ell \times \ell}$. The message matrix is then encoded into the codeword matrix using $f_{c,\ell}$ as in (6) s.t. $\underline{X}_{\mathcal{L}}^T = \underline{M}_{\mathcal{L}}^T \cdot \underline{G}_{IS} \in \mathbb{F}_{2^\mu}^{\ell \times \lceil \tilde{n}/\mu \rceil}$ (lines 8-10 in Algorithm 1).

To ensure the scheme's security against Crypto-Eve, Alice encrypts c links. Let Crypt_1^\dagger be a SS-CCA1 public key cryptosystem as per Definitions 2 and 3, respectively. Crypt_1^\dagger

⁷The uniform seed can be shared between Alice and Bob in the expense of some rate. Against Crypto-Eve, the seed as we demonstrate in this section is shared over one of the encrypted links. Against IT-Eve, the seed can be shared using wiretap coding techniques [3, Chapter 4].

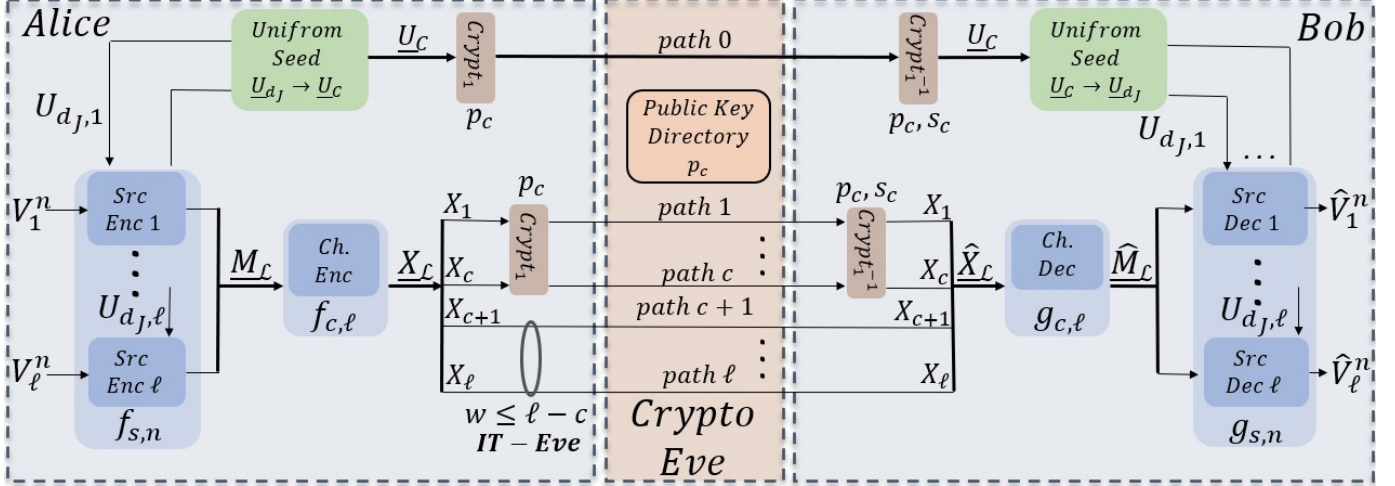


Fig. 2: NU-HUNCC cryptosystem with ℓ noiseless communication links and two types of Eve's: IT-Eve with access to $w < \ell$ links, and Crypto-Eve with access to all the links. The lossless almost uniform compression is done by the polar codes-based encoder from [43]. c of the links are encrypted by a PQ public-key SS-CCA1 cryptosystem. The mixing of the messages is done by either the linear or non-linear IS network code scheme from [12], [37]. The uniform seed is encrypted as well and shared by a separate link. In practice, the encrypted seed is concatenated to the c encrypted messages.

maps each μc bits into $\mu(c+r)$ bits where the extra bits represent the added randomness of size μr required for $Crypt_1^{\dagger}$ to be SS-CCA1 [1]⁸.

Each symbol in the codeword matrix is mapped back into a μ bits vector s.t. after the mapping the cardinality of the codeword matrix is given by $\underline{X}_{\mathcal{L}} \in \mathbb{F}_2^{\ell \times \tilde{n}}$. Without loss of generality, we assume that the encrypted links chosen by Alice are the first c links. Using the encryption scheme and the public key of $Crypt_1^{\dagger}$ Alice encrypts blocks of μc bits from the first c rows of the codeword matrix into a ciphertext of size $\mu(c+r)$. To ensure the security of the scheme, Alice also uses $Crypt_1^{\dagger}$ to encrypt the uniform seed matrix \underline{U}_{d_j} . As part of the encryption process, Alice rearranges the uniform seed matrix into $\underline{U}_C \in \mathbb{F}_2^{c \times \gamma}$ s.t. $\gamma \triangleq \frac{\ell d_j}{c}$ (line 17 of Algorithm 1). We denote by $\underline{X}^{(j)} = [X^{(j\mu+1)}, \dots, X^{(j\mu+\mu+1)}] \in \mathbb{F}_2^{c \times \mu}$ the group of c rows and μ columns from $\underline{X}_{\mathcal{L}}$ where $j \in \{1, \dots, \lceil \tilde{n}/\mu \rceil\}$. Additionally, we denote by $\underline{U}_C^{(k)} = [U_C^{(k\mu+1)}, \dots, U_C^{(k\mu+\mu+1)}] \in \mathbb{F}_2^{c \times \mu}$ a group of c rows and μ columns from \underline{U}_C where $k \in \{1, \dots, \lceil \gamma/\mu \rceil\}$. $Crypt_1^{\dagger}$ is employed on: 1) each group j of μ columns from $\underline{X}_{\mathcal{L}}$, and 2) each group k of μ columns from \underline{U}_C (lines 13-16 and lines 18-21 of Algorithm 1)

$$Crypt_1^{\dagger} : \underline{X}^{(j)} \in \mathbb{F}_2^{c \times \mu} \rightarrow \underline{Y}^{(j)} \in \mathbb{F}_2^{(c+r) \times \mu},$$

$$\text{and } \underline{U}_C^{(k)} \in \mathbb{F}_2^{c \times \mu} \rightarrow \underline{Y}^{(\lceil \tilde{n}/\mu \rceil + k)} \in \mathbb{F}_2^{(c+r) \times \mu}, \quad (7)$$

where the additional μr bits of $\underline{Y}^{(j)}$ and the entire $\underline{Y}^{(\lceil \tilde{n}/\mu \rceil + k)}$ are concatenated to the c encrypted links (lines 23-26 of Algorithm 1). We denote by $Crypt_2^{\dagger}$ the encryption of the j -th column of $\underline{M}_{\mathcal{L}} \in \mathbb{F}_2^{\ell \times \lceil \tilde{n}/\mu \rceil}$ s.t.:

$$Crypt_2^{\dagger} : \underline{M}_{\mathcal{L}}^{(j)} \in \mathbb{F}_2^{\ell} \rightarrow \underline{Y}_{\mathcal{L}}^{(j)} \in \mathbb{F}_2^{\ell+r}, \quad (8)$$

⁸Encrypting the messages in the presented manner simplifies the security proofs as given in Sec. VIII. Practically, it's also feasible to execute the encryption on each row separately and maintain ISS-CCA1 of NU-HUNCC. The tradeoffs between the encryption alternatives are discussed in Sec. VIII.

where we injectively mapped Bob's observations over $\mathbb{F}_2^{\ell \times \tilde{n}}$ into $\underline{Y}_{\mathcal{L}} \in \mathbb{F}_2^{\ell \times \lceil \tilde{n}/\mu \rceil}$. $Crypt_2^{\dagger}$ combines the IS linear channel code and the SS-CCA1 PQ-secured encryption scheme $Crypt_1^{\dagger}$. We denote the encrypted links indexes by \mathcal{D} and non-encrypted links indexes by $\mathcal{D}^C = \mathcal{L} \setminus \mathcal{D}$. Thus, for the j -th column Bob's observations are $\underline{Y}_{\mathcal{L}}^{(j)} = [Crypt_1^{\dagger}(f_{c,\ell}(\underline{M}_{\mathcal{L}}^{(j)})[\mathcal{D}], p_{\mu c}), f_{c,\ell}(\underline{M}_{\mathcal{L}}^{(j)})[\mathcal{D}^C]]$, where $p_{\mu c}$ is the public key for $Crypt_1^{\dagger}$ as given in Definition 2.

We now detail the decoding process at Bob's. First, Bob decrypts the encrypted links and the seed using his secret key $s_{\mu c}$ and the decryption algorithm $Crypt_1^{\dagger-1}$ ⁹ (lines 32-40 in Algorithm 1). For each $j \in \{1, \dots, \lceil \tilde{n}/\mu \rceil\}$ and $k \in \{1, \dots, \lceil \gamma/\mu \rceil\}$:

$$Crypt_1^{\dagger-1} : \underline{Y}^{(j)} \in \mathbb{F}_2^{(c+r) \times \mu} \rightarrow \underline{X}^{(j)} \in \mathbb{F}_2^{c \times \mu},$$

$$\text{and } \underline{Y}^{(\lceil \tilde{n}/\mu \rceil + k)} \in \mathbb{F}_2^{(c+r) \times \mu} \rightarrow \underline{U}_C^{(k)} \in \mathbb{F}_2^{c \times \mu}. \quad (9)$$

After obtaining the decrypted shared seed \underline{U}_C , Bob rearranges the matrix back to its original form \underline{U}_{d_j} (line 41 of Algorithm 1). Bob maps the decrypted codeword matrix back to $\underline{X}_{\mathcal{L}} \in \mathbb{F}_2^{\ell \times \lceil \tilde{n}/\mu \rceil}$ (line 43 from Algorithm 1). To derive the message matrix, Bob applies the decoding algorithm of the linear IS channel code, \mathcal{C} .

Algorithm 1 Non Uniform Hybrid Network Coding Cryptosystem (NU-HUNCC)

- 1: **Input:** ℓ messages of size n from the source $\mathcal{V} \in \{0, 1\}$ arranged in the source message matrix $\underline{V}_{\mathcal{L}} \in \mathbb{F}_2^{\ell \times n}$
- 2: **Encoding at Alice:**
- 3: **Source Coding:**
- 4: Draw the uniform matrix $\underline{U}_{d_j} \in \mathbb{F}_2^{\ell \times d_j}$
- 5: **for each** row $i \in \{1, \dots, \ell\}$ **in** $\underline{V}_{\mathcal{L}}$ **do**
- 6: $\underline{M}_{\mathcal{L}, i} = f_{s,n}(\underline{V}_{\mathcal{L}, i}, \underline{U}_{d_j, i})$

⁹Against IT-Eve the decryption stage is not required.

7: **end for**
8: **Linear IS Channel Coding:**
9: For $\mu \geq \ell$ map $\underline{M}_{\mathcal{L}}$ from $\mathbb{F}_2^{\ell \times \tilde{n}}$ to $\mathbb{F}_2^{\ell \times \lceil \tilde{n}/\mu \rceil}$
10: $\underline{X}_{\mathcal{L}}^T = \underline{M}_{\mathcal{L}}^T \cdot \underline{G}_{IS}$
11: **Public-key Encryption:**
12: Map $\underline{X}_{\mathcal{L}}$ from $\mathbb{F}_2^{\ell \times \lceil \tilde{n}/\mu \rceil}$ to $\mathbb{F}_2^{\ell \times \tilde{n}}$
13: **for each** $j \in \{1, \dots, \lceil \tilde{n}/\mu \rceil\}$ **in** $\underline{X}_{\mathcal{L}}$ **do**
14: $\underline{X}^{(j)} \in \mathbb{F}_2^{c \times \mu} \leftarrow [X^{(j\mu+1)}, \dots, X^{(j\mu+\mu+1)}] \in \mathbb{F}_2^{c \times \mu}$
15: $\underline{Y}^{(j)} = \text{Crypt}_1^\dagger(\underline{X}^{(j)}, p_{\mu c})$
16: **end for**
17: $\underline{U}_C \in \mathbb{F}_2^{c \times \gamma} \leftarrow \underline{U}_{d,J} \in \mathbb{F}_2^{\ell \times d_J}$
18: **for each** $k \in \{1, \dots, \lceil d_J/\mu \rceil\}$ **in** \underline{U}_C **do**
19: $\underline{U}_C^{(k)} \in \mathbb{F}_2^{c \times \mu} \leftarrow [U_C^{(k\mu+1)}, \dots, U_C^{(k\mu+\mu+1)}] \in \mathbb{F}_2^{c \times \mu}$
20: $\underline{Y}^{(\lceil \tilde{n}/\mu \rceil + k)} = \text{Crypt}_1^\dagger(\underline{U}_C^{(k)}, p_{\mu c})$
21: **end for**
22: **Transmission of the encoded messages:**
23: c **encrypted links:**
24: **for each** $j \in \{1, \dots, \lceil \tilde{n}/\mu \rceil\}$ **in** $\underline{X}_{\mathcal{L}}$ **do**
25: Transmit $\underline{Y}^{(j)}$
26: Concatenate the $r\mu$ extra bits to the end of the transmissions
27: **end for**
28: **for each** $k \in \{1, \dots, \lceil d_J/\mu \rceil\}$ **in** \underline{U}_C **do**
29: Concatenate $\underline{Y}^{(\lceil \tilde{n}/\mu \rceil + k)}$ to end of the transmission
30: **end for**
31: **Decoding at Bob:**
32: **Public-key Decryption:**
33: **for each** $j \in \{1, \dots, \lceil \tilde{n}/\mu \rceil\}$ **in** $\underline{X}_{\mathcal{L}}$ **do**
34: $\underline{X}^{(j)} = \text{Crypt}_1^{\dagger-1}(\underline{Y}^{(j)}, s_{\mu c})$
35: $[X^{(j\mu+1)}, \dots, X^{(j\mu+\mu+1)}] \in \mathbb{F}_2^{c \times \mu} \leftarrow \underline{X}^{(j)} \in \mathbb{F}_2^{c \times \mu}$
36: **end for**
37: **for each** $k \in \{1, \dots, \lceil d_J/\mu \rceil\}$ **in** \underline{U}_C **do**
38: $\underline{U}_C^{(k)} = \text{Crypt}_1^{\dagger-1}(\underline{Y}^{(\lceil \tilde{n}/\mu \rceil + k)}, s_{\mu c})$
39: $[U_C^{(k\mu+1)}, \dots, U_C^{(k\mu+\mu+1)}] \in \mathbb{F}_2^{c \times \mu} \leftarrow \underline{U}_C^{(k)} \in \mathbb{F}_2^{c \times \mu}$
40: **end for**
41: $\underline{U}_{d,J} \in \mathbb{F}_2^{\ell \times d_J} \leftarrow \underline{U}_C \in \mathbb{F}_2^{c \times \gamma}$
42: **Linear IS Channel Decoding:**
43: Map $\underline{X}_{\mathcal{L}}$ from $\mathbb{F}_2^{\ell \times \tilde{n}}$ to $\mathbb{F}_2^{\ell \times \lceil \tilde{n}/\mu \rceil}$
44: $\underline{M}_c = \underline{H} \cdot \underline{X}_{\mathcal{L}}$
45: $\underline{M}_w = \underline{\tilde{G}} \cdot \underline{X}_{\mathcal{L}}$
46: $\underline{M}_{\mathcal{L}} \in \mathbb{F}_2^{\ell \times \lceil \tilde{n}/\mu \rceil} \leftarrow \begin{bmatrix} \underline{M}_c \\ \underline{M}_w \end{bmatrix} \in \mathbb{F}_2^{\ell \times \lceil \tilde{n}/\mu \rceil}$
47: **Source Decoding:**
48: Map $\underline{M}_{\mathcal{L}}$ from $\mathbb{F}_2^{\ell \times \lceil \tilde{n}/\mu \rceil}$ to $\mathbb{F}_2^{\ell \times \tilde{n}}$
49: **for each** row $i \in \{1, \dots, \ell\}$ **in** $\underline{M}_{\mathcal{L}}$ **do**
50: $\hat{V}_{\mathcal{L},i} = g_{s,n}(\underline{M}_{\mathcal{L},i}, \underline{U}_{d,J}, i)$
51: **end for**

We denote the first c rows of the message matrix by $\underline{M}_c \in \mathbb{F}_2^{c \times \lceil \tilde{n}/\mu \rceil}$. Respectively, we denote the complementary part of the message matrix by $\underline{M}_w \in \mathbb{F}_2^{w \times \lceil \tilde{n}/\mu \rceil}$. First, Bob uses the parity-check matrix $\underline{H} \in \mathbb{F}_2^{c \times \ell}$ to obtain the first c symbols in each column of the message matrix, i.e. $\underline{M}_c = \underline{H} \cdot \underline{X}_{\mathcal{L}}$ (line 44 of Algorithm 1). Then, by using $\underline{\tilde{G}} \in \mathbb{F}_2^{w \times \ell}$, Bob obtains the remaining w symbols of each message $\underline{M}_w = \underline{\tilde{G}} \cdot \underline{X}_{\mathcal{L}}$ (line 45 of Algorithm 1). Since the transmission is noiseless, the linear decoding process is error-free. To obtain the source

messages, Bob maps the symbols of $\underline{M}_{\mathcal{L}}$ back into bit vectors of size μ and obtains the message matrix over the binary field $\underline{M}_{\mathcal{L}} \in \mathbb{F}_2^{\ell \times \tilde{n}}$ (line 48 of Algorithm 1).

Finally, Bob employs the decoding function $g_{s,n}$ as given in (5) on each row. First, Bob one-time pads the bits from group \mathcal{J}_V of each row of the message using the rows of the seed matrix $\underline{U}_{d,J}$. Then, Bob uses successive cancellation decoding on each message and finally obtains the decoded source message matrix $\hat{V}_{\mathcal{L}} \in \mathbb{F}_2^{\ell \times \tilde{n}}$ (lines 49-51 of Algorithm 1).

B. Non-Linear IS Channel Code

In this section we replace the linear IS code with the non-linear IS code given in Sec. IV-B2. We provide a description of NU-HUNCC using the non-linear IS code, focusing on the channel coding and decoding as it holds the main difference between the two schemes.

First, Alice uses the almost uniform source compression from Sec. IV-A and obtains the almost uniform message matrix $\underline{M}_{\mathcal{L}} \in \mathbb{F}_2^{\ell \times \tilde{n}}$. Let $1 \leq c < \ell$ be the number of encrypted links and $w \triangleq \ell - c$. Alice chooses $k_s \leq \ell - w - \ell\epsilon$ s.t. k_s will be the number of IS messages and $k_w \triangleq \ell - k_s$. For each column $j \in \{1, \dots, \tilde{n}\}$ the non-linear IS channel code prepriemes the almost uniform messages using a codebook generated as described in Sec. IV-B2 s.t. 2^{k_s} is the number of bins and 2^{k_w} is the number of codewords per bin. The codeword matrix obtained from encoding each of the columns is denoted by $\underline{X}_{\mathcal{L}} \in \mathbb{F}_2^{\ell \times \tilde{n}}$.

To encrypt the codeword matrix, the PQ SS-CCA1 public key cryptosystem, Crypt_1 , is used. Crypt_1 is employed on c bits at a time and maps them into $c + r$ bits, where the r additional bits are the added randomness required for Crypt_1 to be SS-CCA1 [1]. Crypt_1 is employed on: 1) c bits of each j -th column, $j \in \{1, \dots, \tilde{n}\}$, of the encoded matrix $\underline{X}_{\mathcal{L}}$ which are denoted by $X^{(j)}$, and 2) each column $k \in \{1, \dots, \gamma\}$ of the seed matrix, $\underline{U}_C^{(k)}$. Thus, for the j -th column of $\underline{X}_{\mathcal{L}}$ and k -th column of \underline{U}_C , we have:

$$\text{Crypt}_1 : X^{(j)} \in \mathbb{F}_2^c \rightarrow Y^{(j)} \in \mathbb{F}_2^{c+r},$$

$$\text{and } \underline{U}_C^{(k)} \in \mathbb{F}_2^c \rightarrow Y^{(\tilde{n}+k)} \in \mathbb{F}_2^{c+r}, \quad (10)$$

where the additional r bits of $Y^{(j)}$ and the entire $Y^{(\tilde{n}+k)}$ are concatenated to the c encrypted links between Alice and Bob. We denote the encryption of the j -th column of the message matrix $\underline{M}_{\mathcal{L}}$ as Crypt_2 . s.t.

$$\text{Crypt}_2 : \underline{M}_{\mathcal{L}}^{(j)} \in \mathbb{F}_2^{\ell} \rightarrow \underline{Y}_{\mathcal{L}}^{(j)} \in \mathbb{F}_2^{\ell+r}. \quad (11)$$

Crypt_2 combines the source and IS channel coding scheme with the PQ SS-CCA1 encryption scheme. We denote the encrypted links indexes as \mathcal{D} and non-encrypted links indexes as $\mathcal{D}^C = \mathcal{L} \setminus \mathcal{D}$. Thus, for the j -th column Bob's observations are $\underline{Y}_{\mathcal{L}}^{(j)} = [\text{Crypt}_1(f_{c,\ell}(\underline{M}_{\mathcal{L}}^{(j)})[\mathcal{D}], p_c), f_{c,\ell}(\underline{M}_{\mathcal{L}}^{(j)})[\mathcal{D}^C]]$, where p_c is the public key for Crypt_1 as given in Definition 2.

For the decoding process, Bob first decrypts each of the c encrypted bits separately (including the shared seed) using the secret key s_c obtaining the decrypted codeword matrix and shared uniform seed matrix. Bob decodes each column of the encoded message matrix by looking for: 1) The bin in

which the codeword resides, and 2) The offset of the codeword inside its corresponding bin as described in Sec. IV-B2. Then, for each row separately, Bob employs the decoder $g_{s,n}$ given in (5). Bob one-time pads the bits from group \mathcal{J}_V using the decrypted seed, and employs successive cancellation decoder as given in [53], [60] to reliably decode each source message and obtain the decoded source messages matrix $\hat{\mathcal{V}}_{\mathcal{L}}$.

VI. MAIN ANALYTICAL RESULTS

In this section, we show that NU-HUNCC is IS against IT-Eve and PQ ISS-CCA1 against Crypto-Eve. We give achievability theorems for two coding schemes (linear and non-linear) and a converse theorem against IT-Eve as well. Additionally, we provide the communication rate achieved by the schemes against both IT-Eve and Crypto-Eve.

We start with the achievability theorems for NU-HUNCC against IT-Eve. I.e., for efficient NU-IS scheme proposed regardless of the computational encryption scheme against Crypto-Eve. First, an achievability theorem is given for the scheme employing the IS linear channel code from Sec. IV-B1.

Theorem 1. *Assume a noiseless multipath communication (ℓ, w) . NU-HUNCC with a linear IS code reliably delivers with high probability ℓ non-uniform messages from a DMS (\mathcal{V}, p_V) to the legitimate receiver, s.t. $\mathbb{P}(\hat{\mathcal{V}}_{\mathcal{L}}(\mathcal{Y}_{\mathcal{L}}) \neq \mathcal{V}_{\mathcal{L}}) \leq \epsilon_e$, while keeping IT-Eve ignorant of any set of $k_s \leq \ell - w$ messages individually, s.t. $\mathbb{V}(p_{\mathcal{Z}_{\mathcal{W}}|\mathcal{V}_{\mathcal{K}_s}=\mathcal{v}_{\mathcal{K}_s}}, p_{\mathcal{Z}_{\mathcal{W}}}) \leq \epsilon_s$, whenever $d_J \geq |\mathcal{J}_V|$, ℓ is upper bounded by $o(2^{n^\beta}/\tilde{n})$, and $\mu \geq \ell$ where \mathbb{F}_{2^μ} is the extension field over which the code operates.*

Proof: The proof for Theorem 1 is provided in Sec. VIII. The information leakage obtained from Theorem 1 is upper bounded by $\epsilon_s = 2\sqrt{2\tilde{n}\ell}2^{-n^\beta}$ whereas the error probability is upper bounded by $\epsilon_e = \ell 2^{-n^\beta}$. Thus, for both ϵ_s and ϵ_e to be negligible we require ℓ to be upper bounded by $o(2^{n^\beta}/\tilde{n})$. We now provide the achievability theorem for the scheme employing the non-linear IS channel code from Sec. IV-B2:

Theorem 2. *Assume a noiseless multipath communication (ℓ, w) . NU-HUNCC with non-linear IS code reliably delivers with high probability ℓ non-uniform messages from a DMS (\mathcal{V}, p_V) to the legitimate receiver, such that $\mathbb{P}(\hat{\mathcal{V}}_{\mathcal{L}}(\mathcal{Y}_{\mathcal{L}}) \neq \mathcal{V}_{\mathcal{L}}) \leq \epsilon_e$, while keeping IT-Eve ignorant of any set of $k_s \leq \ell - w - \ell\epsilon$ messages individually, s.t. $\mathbb{V}(p_{\mathcal{Z}_{\mathcal{W}}|\mathcal{V}_{\mathcal{K}_s}=\mathcal{v}_{\mathcal{K}_s}}, p_{\mathcal{Z}_{\mathcal{W}}}) \leq \epsilon_s$, whenever $d_J \geq |\mathcal{J}_V|$, $\ell\epsilon = o(\ell)$, and ℓ is lower bounded by $\omega(\tilde{n}^{\frac{2}{t}})$ for some $t \geq 1$ and upper bounded by $o(2^{n^\beta}/\tilde{n})$.*

Proof: The proof for Theorem 2 is provided in Appendix. A. The information leakage obtained from Theorem 1 is upper bounded by $\epsilon_s = \tilde{n}\ell^{-\frac{1}{2}} + 2\sqrt{2\tilde{n}\ell}2^{-n^\beta}$ whereas the error probability is upper bounded by $\epsilon_e = \tilde{n}O(2^{-\ell}) + \sqrt{2\tilde{n}\ell}2^{-n^\beta} + \ell 2^{-n^\beta}$. Thus, for both ϵ_s and ϵ_e to be negligible, we require ℓ to be upper bounded by $o(2^{n^\beta}/\tilde{n})$ and lower bounded by $\omega(\tilde{n}^{\frac{2}{t}})$.

Remark 2. *The achievability result in Theorem 2 using the non-linear code from Sec. IV-B2 requires the number of messages to be upper and lower bounded. The bounds are determined both by the secrecy and reliability constraints. The*

lower bound is determined by the expression $\tilde{n}\ell^{-\frac{1}{2}}$ in ϵ_s and the upper bound is determined by the expression $\sqrt{2\tilde{n}\ell}2^{-n^\beta}$ which resides in both ϵ_s and ϵ_e . By choosing $\ell\epsilon = \lceil t \log \ell \rceil$ to be an integer for any $t \geq 1$ and taking $k_s \leq \ell - w - \ell\epsilon$ Alice can guarantee reliable and secure communication for non-uniform messages.

The converse result for NU-HUNCC against IT-Eve, under IS constraint (Definition 1), is given by the following theorem.

Theorem 3. *Assume a noiseless multipath communication (ℓ, w) . If a coding scheme exists s.t. Alice delivers to Bob any $|\mathcal{K}_s| \triangleq k_s$ source messages from the DMS (\mathcal{V}, p_V) in the presence of IT-Eve in an IS manner, i.e.*

- 1) $I(\mathcal{V}_{\mathcal{K}_s}; \mathcal{Z}_{\mathcal{W}}) \leq \epsilon_s$ (Secure),
- 2) $\mathbb{P}(\hat{\mathcal{V}}_{\mathcal{L}}(\mathcal{Y}_{\mathcal{L}}) \neq \mathcal{V}_{\mathcal{L}}) \leq \epsilon_e$ (Reliable),
- 3) $\frac{d_n}{n} \leq \epsilon_d$ (Seed).

Then, one must have:

- 1) $H(\mathcal{V}_{\mathcal{L}}) \leq I(\mathcal{X}_{\mathcal{L}}; \mathcal{Y}_{\mathcal{L}})$,
- 2) $H(\mathcal{V}_{\mathcal{K}_s}) \leq I(\mathcal{X}_{\mathcal{L}}; \mathcal{Y}_{\mathcal{L}}) - I(\mathcal{X}_{\mathcal{L}}; \mathcal{Z}_{\mathcal{W}})$,
- 3) $H(\mathcal{V}_{\mathcal{K}_w}) \geq I(\mathcal{X}_{\mathcal{L}}; \mathcal{Z}_{\mathcal{W}})$,

where $|\mathcal{K}_w| \triangleq k_w = \ell - k_s$.

Proof: The proof for Theorem 3 is given in Sec. IX.

The information rate obtained by NU-HUNCC against IT-Eve is given by the following Theorem

Theorem 4. *Consider the setting of NU-HUNCC with an encoding scheme as in Theorem 1 or Theorem 2, the information rate of NU-HUNCC is*

$$R = \frac{1}{\frac{|\mathcal{H}_V|}{n} + \frac{2d_J}{n}}.$$

Proof: Alice wants to send ℓn bits to Bob. The messages to Bob contain the following information: 1) ℓ encoded confidential messages of size $\tilde{n} = |\mathcal{H}_V| + d_J$ each, and 2) seed of size ℓd_J . Dividing the numerator and denominator by ℓn , we obtain the result in Theorem 4 on NU-HUNCC data rate against IT-Eve. \square

So far, we have considered IT-Eve as the eavesdropper and claimed the source and channel coding schemes are IS. Now, we consider Crypto-Eve as a potential all-observing eavesdropper. By the following theorems, we claim our proposed hybrid coding and encryption scheme is ISS-CCA1. First, we claim that the encryption scheme considering the linear IS channel code from Sec. IV-B1 is ISS-CCA1 according to Definition 4.

Theorem 5. *Assume the setting in Theorem 1. Let Crypt_1^\dagger be an SS-CCA1 secured cryptosystem as described in (7). Then, NU-HUNCC is ISS-CCA1 secure.*

Proof: The proof of Theorem 5 is given in Sec. X.

Now, we claim that the encryption scheme considering the non-linear coding IS channel code from Sec. IV-B2 is ISS-CCA1 as well.

Theorem 6. *Assume the setting in Theorem 2. Let Crypt_1 be an SS-CCA1 secured cryptosystem as described in (10). Then, NU-HUNCC is ISS-CCA1 secure.*

Proof: The proof of Theorem 6 is given in Appendix B.

The information rate for both coding schemes (linear and non-linear) against Crypto-Eve remains the same and is given by the following theorem.

Theorem 7. *Consider the setting of the NU-HUNCC with an encoding scheme as in Theorem 2, the information rate of NU-HUNCC is*

$$R = \frac{1}{\frac{|\mathcal{H}_V|}{n}(1 + \frac{r}{\ell}) + \frac{d_J}{n}(2 + \frac{r}{\ell} + \frac{r}{c})},$$

with convergence rate of $\mathcal{O}(1/\ell)$.

Proof: Alice wants to send ℓn bits to Bob. The messages to Bob contain the following information: 1) $\ell - c$ not encrypted messages of total size $\tilde{n}(\ell - c)$, 2) c encrypted messages of total size $\tilde{n}(c + r)$, and 3) encrypted seed of size $\ell d_J \cdot \frac{c+r}{c}$. Dividing the numerator and denominator by ℓn , we obtain the result in Theorem 7 on NU-HUNCC data rate. \square

Remark 3. *Considering the size of the messages, n , as constant the optimal rate of NU-HUNCC is given by Theorem 4 and can be achieved by increasing the number of links, ℓ .*

In Sec. VII-B we provide numerical results demonstrating the rate enhancement of NU-HUNCC compared to other PQ-secured systems (see Table I). We show that by choosing large n and increasing ℓ the rate of NU-HUNCC converges to its upper bound. Specifically, we show that by choosing $n = 128[\text{KB}]$, then for ten communication links ($\ell = 10$), the rate of NU-HUNCC is within 7% margin of its upper and within 10% margin of the optimal possible rate, $\frac{1}{H(V)}$.

Remark 4. *The security theorems provided in this section assume a multipath communication network with ℓ links. However, NU-HUNCC coding scheme can be applied on any communication or information system since the security of both the linear and non-linear codes does not rely on the network structure [12]. In this sense, NU-HUNCC is a universal coding scheme. We show our results on a multipath network merely for simplicity of representation.*

A. Discussion

The IS non-linear channel code given in Sec. IV-B2 holds similarities with other binning-based codes. Wyner's wiretap code from [6] is also based on a binning structure. However, in Wyner's wiretap code, a source of local randomness is used to choose the codeword inside the bin, and the confidential message is used to choose the bin itself. The use of a source of local randomness resulted in a significant degradation in the communication rate between the legitimate parties since the randomness has to be shared between them along with the confidential message. In the non-linear code, the source of local randomness is replaced by other messages. Thus the transmission can attain the full capacity of the network.

The wiretap code proposed by Chou et. al. in [43] is also based on a binning structure. Chou et. al. considered the transmission of a confidential message over the wiretap channel by utilizing a public message as a source of local randomness. The proposed codebook is organized in bins s.t.

the bin is chosen by the confidential message and the codeword inside the bin is chosen by the public message. Before utilizing the public message as a source of randomness, the message is compressed by an almost uniform source coding scheme that uses a shared seed of negligible size. The proposed scheme achieves *strong secrecy*. On the other hand, our setting, achieves IS by encoding several confidential messages. i.e. the public message from Chou et. al. is replaced by confidential messages. However, to obtain IS in the presence of non-uniform confidential messages we must compress all the confidential messages by an almost uniform source encoder and a seed with a negligible size as done on the public message in Choe et. al. proposed scheme [43].

Both the linear and non-linear codes have their merits and demerits. The non-linear IS channel code operates over the binary field. IS is obtained by bounding the number of links in the multipath between $\omega(\tilde{n}^{\frac{2}{t}}) \leq \ell \leq o(\frac{2^{n\beta}}{\tilde{n}})$ for any $t \geq 1$. However, using the non-linear code requires both Alice and Bob to store the entire codebook of size 2^ℓ codewords. On the contrary, the linear IS code is structured against the deterministic scenario where IT-Eve observes no more than $w = \ell - k_s$. The encoding and decoding of the code are performed using linear transformations requiring Alice and Bob to store a finite set of matrices each of size smaller than $\ell \times \ell$. Nonetheless, to obtain the secrecy constraint, the number of links is bounded by $\ell \leq \mu$. This condition requires the code to operate over a large field, resulting in higher computation complexity. From a cryptographic perspective, the information leakage from both codes attains the cryptographic criterion for ineligibility as shown in Sec. X and Appendix B.

VII. PERFORMANCE ANALYSIS

In this section, we provide the performance analysis of NU-HUNCC. Our focus is on three performance criteria: secure communication rate, encoding-decoding complexity, and uniform seed length. We show the effect of the number of communication links, the number of encrypted links, the message size, and the probability distribution of the source on the data rate of NU-HUNCC.

Additionally, we provide a comparison between NU-HUNCC and other secure communication systems in terms of communication rate and complexity. We choose to demonstrate our results by using the original McEliece cryptosystem with [1024, 524]-Goppa codes (Sec. IV-C) as $Crypt_1^\dagger$ from (7). We start our analysis by presenting the seed length compared to the message size.

A. Seed Length

The optimal size of the seed was defined in [41], [43]. For a message of size n bits, the optimal size of the seed is 1) $d_{opt} = O(k_n \sqrt{n})$, $\forall k_n$ s.t. $\lim_{n \rightarrow \infty} k_n \rightarrow \infty$, and 2) $d_{opt} = \Omega(\sqrt{n})$. However, it was shown by Chou et al. in [43] that the seed size for the polar source coding scheme from Sec. IV-A is sub-linear, i.e. $d_{opt} = o(n)$.

The length of the seed is directly affected by the polarization rate which determines the portion of the bits that remain

	NU-HUNCC	NUM	NU-IS	NC-WTC Type II
Eavesdropper	Crypto-Eve & IT-Eve	Crypto-Eve	IT-Eve	IT-Eve
Encrypted Channels	c	ℓ	0	0
Use of seed	Yes	No	Yes	No
Use of keys	Yes	Yes	No	No
Rate	$1 / \left(\frac{ \mathcal{H}_V }{n} \left(1 + \frac{r}{\ell} \right) + \frac{d_J}{n} \left(2 + \frac{r}{\ell} + \frac{r}{c} \right) \right)$	c_g / n_g	$1 / \left(\frac{ \mathcal{H}_V }{n} + \frac{2d_J}{n} \right)$	$n(\ell - w) / \mathcal{H}_V \ell$

TABLE I: The table illustrates the key attributes of the four coding and encryption schemes discussed in this paper. The overall rate of the encryption schemes depends on the probability distribution of the source, the size of the seed, the number of links, the number of encrypted links, and the rate of the underlying encryption scheme. We note that for NUM, the rate depends only on c_g , the size of the plaintext, and n_g , the size of the ciphertext.

unpolarized after the polarization transform, i.e. the size of the group \mathcal{J}_v (2). This size is often referred to as the gap to capacity [67], [68] since it determines how close the channel code gets to the optimal capacity of the communication channel. Polar codes for source and channel coding are directly linked, [53], thus the gap to capacity is equal to the gap of the polar codes for source coding to the optimal compression rate [69, Corollary 3.16]. In [67] it was shown that the number of unpolarized bits can be bounded by

$$n^{0.7214} \leq d_J \leq n^{0.7331}. \quad (12)$$

This bound is sub-optimal since for $k_n = n^{0.2}$, we have that $d_J = \Omega(n^{0.7})$. Yet, this overhead for the proposed NU-HUNCC scheme with non-uniform messages is still negligible for sufficiently large n as illustrated by Fig. 3.

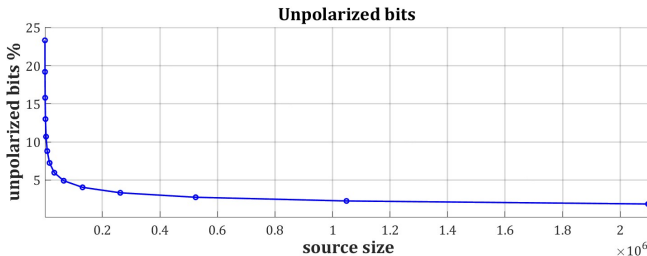


Fig. 3: Numerical simulation of the seed size for a source (\mathcal{V}, p_V) with entropy $H(V) = 0.9$. For messages with a size greater than 2^{18} bits, the seed size already decreases to about 2.2% of the compressed message size.

B. Secure Data Rate

To evaluate the communication rate of NU-HUNCC, we draw comparisons with other secured communication systems: 1) Non-Uniform McEliece (NUM) - The source messages are compressed using an optimal lossless source encoder [51]–[53]. All the messages are then encrypted by the original McEliece cryptosystem with [1024, 524]-Goppa codes. The rate of Non-Uniform McEliece depends on the rate of the Goppa codes and the entropy of the source. 2) Network Coding Wiretap Type II (NC WT Type II) - The source messages are compressed using an optimal lossless source encoder [51]–[53]. Then the messages are encoded using the NC WT Type II coding scheme [34]. The rate depends on the entropy of the

source, the total number of links, and the number of links observed by IT-Eve. 3) NU-IS - The source messages are compressed using the almost uniform source encoder from Sec. IV-A. Then the messages are mixed using the linear IS channel code from Sec. IV-B1. The rate is given by Theorem 4 and it is a function of the entropy of the source and the message size. Table I describes the general differences between the secure communication systems considered in this section.

The communication rate of the described systems is affected by: 1) The messages size (in bits), 2) The number of links, and 3) The probability distribution of the source. In our analysis, we consider messages of sizes 256 – 2097152 [bits] (32[B]-256[KB]), 4 – 10 communication links, and binary entropies 0.7 – 0.95 of the source.

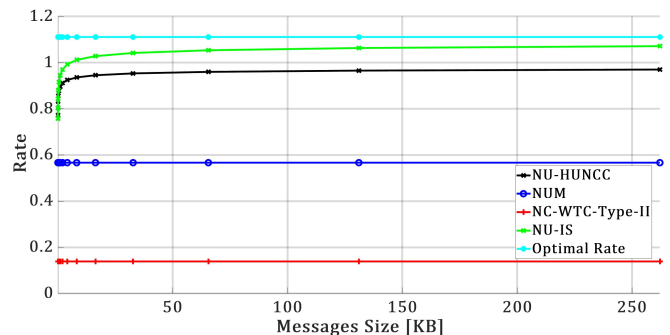


Fig. 4: Numerical simulation of the communication rate as a function of the message size for eight communication links ($\ell = 8$), one encrypted link ($c = 1$) and source entropy of 0.9 ($H(V) = 0.9$). NU-IS and NU-HUNCC both achieve better rates than NC WTC Type II and NUM, respectively.

In Fig. 4 we illustrate the increase in the data rate as a function of the message size for eight communication links ($\ell = 8$), one encrypted link ($c = 1$), and source entropy of 0.9 ($H(V) = 0.9$). The optimal communication rate in this case is given by $1/H(V) \approx 1.1$. The data rate of NUM depends on the optimal compression rate of the source and the rate of McEliece. Thus, NUM obtains a constant rate of 0.56 regardless of the message size. However, for NU-HUNCC, the communication rate increases with the message size. NU-HUNCC does not reach the optimal communication rate due to the encryption performed over one of the links

and the use of the uniform seed. From Theorem 7 the optimal rate NU-HUNCC can obtain considering source entropy of $H(V) = 0.9$ and encryption by the original McEliece with a [1024, 524]-Goppa codes is approximately 0.99 (where from $c/(c+r)$, we have $r = (1024 - 524)/524 \approx 0.95$). From Theorem 4 the optimal rate NU-IS can obtain considering source entropy of $H(V) = 0.9$ is approximately 1.1. As depicted in Fig. 4, by choosing a message of size 64[KB], NU-HUNCC obtains a data rate of approximately 0.96, and NU-IS obtains a data rate of 1.01, both within a 5% margin of their theoretical upper bound.

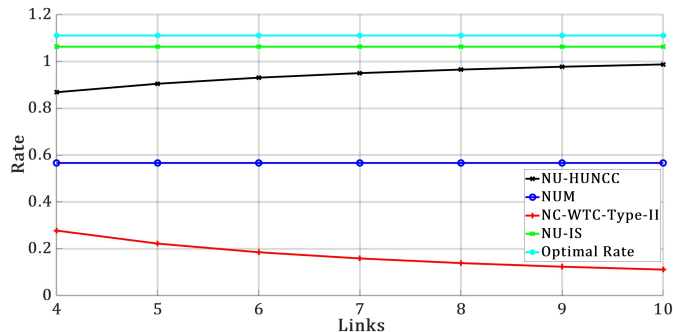


Fig. 5: Numerical simulation of the communication rate as a function of the number of links for messages of size 128[KB], one encrypted link ($c = 1$), and a source entropy of 0.9 ($H(V) = 0.9$). NU-IS and NU-HUNCC both achieve better rates than NC WTC Type II and NUM respectively.

In Fig. 5 we show the communication rate as a function of the number of communication links for messages of size 128[KB], one encrypted link ($c = 1$), and source entropy of 0.9 ($H(V) = 0.9$). Both NU-IS and NU-HUNCC operate with a communication rate higher than of NC WT Type II and NUM, respectively. NU-HUNCC's communication rate increases as the number of communication links grows since the number of encrypted links remains unchanged. The presence of the seed prevents both NU-HUNCC's and NU-IS's data rates from reaching their respective optimal values. NU-IS maintains a constant data rate since its rate does not depend on the number of communication links (see Theorem 4 and Table I). NU-IS's constant data rate as depicted in Fig. 5 is 1.06 where the gap to the optimal rate of 1.1 is due to the use of the uniform seed. On the other hand, NU-HUNCC's data rate increases as a function of the number of communication links, since the number of encrypted links remains the same. As depicted in Fig. 5, for ten communications links ($\ell = 10$), NU-HUNCC's data rate is 0.987, within a 7% margin of its upper bound, and 10% margin the optimal possible rate of 1.1.

In Fig. 6 we show the effect of the source message distribution on the communication rate. The communication rate decreases as with the increase of the source entropy as expected. When approaching $H(V) = 0.95$, NU-IS's data rate is 1.009 which is within a 4% margin from its upper bound. NU-HUNCC's data rate is 0.92 which is within a 9% margin of its upper bound and a 12 – 14% of the optimal rate. In comparison, NUM's gap to the optimal communication rate is 51%.

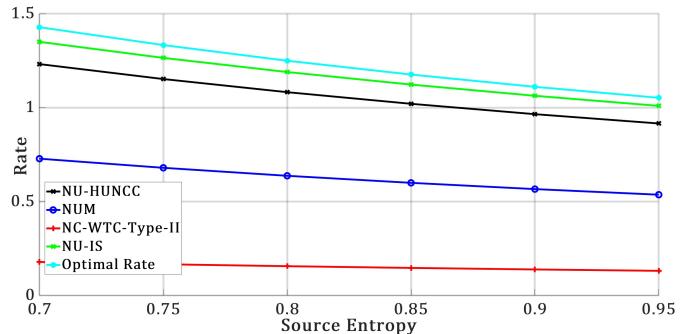


Fig. 6: Numerical simulation of the communication rate as a function of the source entropy for eight communication links ($\ell = 8$), one encrypted link ($c = 1$), and message size of 128[KB]. NU-IS and NU-HUNCC both achieve better rates than NC WTC Type II and NUM, respectively.

C. Computational Complexity

In this section, we evaluate and compare the complexities of NUM and NU-HUNCC. We measure the complexity of each system by the number of binary operations required to complete the encryption and decryption of ℓ messages. First, we analyze the complexity of each step of the encoding/decoding process separately:

1) **Source coding/decoding:** For NU-HUNCC, we consider the almost uniform polar codes-based source encoder from Sec. IV-A. For NUM we consider a standard polar codes-based source encoder [70]¹⁰. The specialized encoder, used by NU-HUNCC, requires extra steps of one-time padding of a subset of the bits from the compressed message to make it almost uniform. We will show that those additional binary operations do not have a major effect on the overall complexity of the encoding and decoding process. The complexity of the polar encoding/decoding process is given in [60, Theorem 5]. Given a source message of size n bits, the encoding process requires $3n \log_2(n)/2$ binary operations while the decoding process takes $n \log_2(n)/2$ binary operations. The number of binary operations required for the one-time padding using the seed is $2n^{0.7331}$ binary operations for encoding and decoding, given by (12).

2) **Linear IS channel code:** The encoding and decoding of the linear code is done by matrix multiplication (Sec. V, as given in lines 9 – 10 and lines 43 – 45, of Algorithm 1). Overall the encoding and decoding process together sums up to $\tilde{n}\ell^2(\ell - 1)$ [36].

3) **Original McEliece with [1024, 524]-Goppa codes:** We denote by t the number of errors inserted by the code. In the original [1024, 524]-Goppa codes for the McEliece cryptosystem, we have $t = 50$. We use the notations given in Sec. IV-C, n_g and c_g , for the length of the code and the length of the message respectively. Thus, $n_g = 1024$ and $c_g = 524$. We denote the rate of the code by $\eta = c_g/n_g \approx 0.51$. As analyzed in [36], the encryption process costs $\eta t n_g \log_2(n_g)/2 \approx 130560$ binary operations per $c = 524$ bits. The decryption process

¹⁰We use a regular lossless source encoder since original NUM has no requirements for the distribution of the input messages to be uniform.

costs $(3 - 2\eta)tn_g \log_2(n_g) \approx 1013760$ binary operations per $c = 524$ bits.

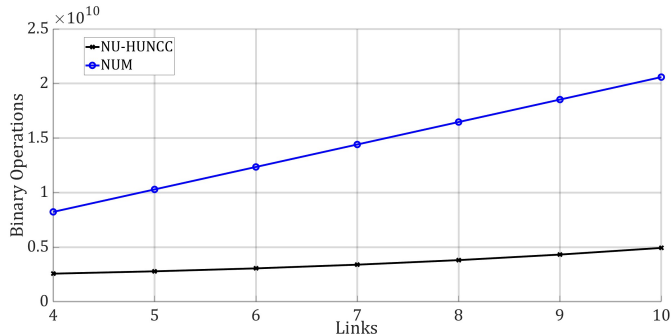


Fig. 7: Numerical simulation of the complexity as a function of the number of communication links for a message of size 128[KB] and source entropy of 0.9 ($H(V) = 0.9$).

In Fig. 7 we show a complexity comparison between the two systems considered in this section with 4 – 10 links, where the number of encrypted links for NU-HUNCC is $c = 1$. The uniform seed used by NU-HUNCC is transmitted over the encrypted link as well (lines 17 – 20 in Algorithm 1). It can be seen that NUM which encrypts all of the links by McEliece requires significantly more binary operations as the number of links grows, making it less efficient, compared to NU-HUNCC.

VIII. SECURE INDIVIDUAL LINEAR CODE AGAINST IT-EVE (PROOF OF THEOREM 1)

We give here the full reliability and secrecy analysis of the k_s -IS linear coding scheme (proof of Theorem 1). We assume a noiseless multipath communication system with ℓ links and an eavesdropper, IT-Eve, with access to any subset $\mathcal{W} \subset \mathcal{L}$ of the links s.t. $|\mathcal{W}| \triangleq w < \ell$. Alice wants to send ℓ confidential messages to Bob while keeping IT-Eve ignorant about any set of $k_s \leq \ell - w$ messages individually.

As described in Section V, Alice encodes ℓ source messages from a DMS (\mathcal{V}, p_V) (see lines 2 – 10 in Algorithm 1). The source message matrix $\underline{V}_{\mathcal{L}}$ is compressed using a polar codes-based source encoder from Sec. IV-A. The almost uniform messages at the output of the source encoder are of size $\tilde{n} = |\mathcal{H}_V| + d_J$, where $d_J = |\mathcal{J}_V|$. The message matrix at the output of the source encoder is denoted by $\underline{M}_{\mathcal{L}} \in \mathbb{F}_2^{\ell \times \tilde{n}}$. Finally, the message matrix is injectively mapped onto an extension field over \mathbb{F}_{2^μ} where $\mu \geq \ell$. We start by showing the code is reliable.

A. Reliability with a Linear IS Channel Code

The reliability of the proposed end-to-end source-channel coding schemes is a consequence of the reliability of the source and channel decoders over the ℓ rows of the source matrix and $\lceil \tilde{n}/\mu \rceil$ columns of the message matrix.

The decoding of the messages is done by Bob as described by lines 42 – 51 in Algorithm 1. First, each column of the encoded message matrix is separately decoded. The decoded

messages matrix is fully obtained from multiplying the codeword matrix $\underline{X}_{\mathcal{L}}$ by the parity check matrix \underline{H} and by $\tilde{\underline{G}}$. Since Bob's observations of the codeword matrix are noiseless, then the decoding process is error-free. Thus, the proposed source-channel decoding error probability is made up of the source decoding error probability alone.

After obtaining the decoded message matrix, Bob can decode each row of the matrix separately to recover the source messages. Since Bob has the shared seed, he first one-time pads the bits from group \mathcal{J}_V (2) as described in Sec. IV-A. Bob continues by employing successive cancellation decoding [53] [71], s.t., the error probability for the i -th row is given by

$$\mathbb{P} \left[\hat{\underline{V}}_{\mathcal{L},i} \neq g_{s,n} (f_{s,n}(\underline{V}_{\mathcal{L},i}, \underline{U}_{d_J,i}), \underline{U}_{d_J,i}) \right] \leq 2^{-n^\beta}, \quad (13)$$

for $\beta \in [0, \frac{1}{2}]$ (Sec. IV-A).

Now, using the union bound on all the rows in the recovered message matrix, we obtain the source-channel coding scheme error probability

$$\begin{aligned} \mathbb{P} \left[\underline{V}_{\mathcal{L}} \neq \hat{\underline{V}}_{\mathcal{L}} \right] &= \\ \mathbb{P} \left(\bigcup_{i=1}^{\ell} \left\{ \hat{\underline{V}}_{\mathcal{L},i} \neq g_{s,n} (f_{s,n}(\underline{V}_{\mathcal{L},i}, \underline{U}_{d_J,i}), \underline{U}_{d_J,i}) \right\} \right) &\stackrel{(a)}{\leq} \ell 2^{-n^\beta}, \end{aligned} \quad (14)$$

where (a) is from (13) and the union bound.

Finally, by requiring ℓ to be upper bounded by $o(2^{n^\beta})$ the error probability becomes negligible.

B. Information Leakage against IT-Eve with Linear Code

Recall the set $\mathcal{K}_s \subset \mathcal{L}$ where $|\mathcal{K}_s| \triangleq k_s = \ell - w$, and the set $\mathcal{K}_w \triangleq \mathcal{L} \setminus \mathcal{K}_s$. We consider $\underline{M}_{\mathcal{K}_s} \subset \underline{M}_{\mathcal{L}}$ as the subset of the secured messages and $\underline{M}_{\mathcal{K}_w} \subset \underline{M}_{\mathcal{L}} \setminus \underline{M}_{\mathcal{K}_s}$ as the rest of the messages¹¹. The distribution of $\underline{Z}_{\mathcal{W}}$ induced by the uniform message matrix is denoted by $\tilde{p}_{\underline{Z}_{\mathcal{W}}}$ or $\tilde{p}_{\underline{Z}_{\mathcal{W}}|\underline{M}_{\mathcal{K}_s}=\underline{m}_{k_s}}$. For any $\underline{m}_{k_s} \in \underline{M}_{k_s} \in \mathbb{F}_{2^\mu}^{k_s}$

$$\mathbb{V} \left(p_{\underline{Z}_{\mathcal{W}}|\underline{M}_{\mathcal{K}_s}=\underline{m}_{k_s}}, p_{\underline{Z}_{\mathcal{W}}} \right) \quad (15)$$

$$\stackrel{(a)}{\leq} \mathbb{V} \left(p_{\underline{Z}_{\mathcal{W}}|\underline{M}_{\mathcal{K}_s}=\underline{m}_{k_s}}, \tilde{p}_{\underline{Z}_{\mathcal{W}}|\underline{M}_{\mathcal{K}_s}=\underline{m}_{k_s}} \right) \quad (16)$$

$$+ \mathbb{V} \left(\tilde{p}_{\underline{Z}_{\mathcal{W}}|\underline{M}_{\mathcal{K}_s}=\underline{m}_{k_s}}, \tilde{p}_{\underline{Z}_{\mathcal{W}}} \right) \quad (17)$$

$$+ \mathbb{V} \left(\tilde{p}_{\underline{Z}_{\mathcal{W}}}, p_{\underline{Z}_{\mathcal{W}}} \right), \quad (18)$$

where (a) is from the triangle inequality. Since this is true for all $\underline{m}_{k_s} \in \underline{M}_{k_s}$, from now on we omit the equality $\underline{M}_{\mathcal{K}_s} = \underline{m}_{k_s}$ for ease of notation.

Now, we bound each of the expressions (16)-(18), starting with (16)

$$\begin{aligned} \mathbb{V} \left(p_{\underline{Z}_{\mathcal{W}}|\underline{M}_{\mathcal{K}_s}}, \tilde{p}_{\underline{Z}_{\mathcal{W}}|\underline{M}_{\mathcal{K}_s}} \right) &= \\ = \sum_{z_w} \left| p_{\underline{Z}_{\mathcal{W}}|\underline{M}_{\mathcal{K}_s}}(z_w|\underline{m}_{k_s}) - \tilde{p}_{\underline{Z}_{\mathcal{W}}|\underline{M}_{\mathcal{K}_s}}(z_w|\underline{m}_{k_s}) \right| \end{aligned}$$

¹¹Considering the notations from Sec. IV-B1, we have that $\underline{M}_{\mathcal{K}_w} \triangleq \underline{M}_w$. The change in notations is for compatibility with the proofs given in Sec. VIII and Appendix A.

$$\begin{aligned}
&= \sum_{\underline{z}_w} \left| \sum_{\underline{m}_{k_w}} \left(p_{Z_{\mathcal{W}}|\underline{M}_{\mathcal{K}_w}|\underline{M}_{\mathcal{K}_s}}(\underline{z}_w, \underline{m}_{k_w} | \underline{m}_{k_s}) \right. \right. \\
&\quad \left. \left. - \tilde{p}_{Z_{\mathcal{W}}|\underline{M}_{\mathcal{K}_w}|\underline{M}_{\mathcal{K}_s}}(\underline{z}_w, \underline{m}_{k_w} | \underline{m}_{k_s}) \right) \right| \\
&= \sum_{\underline{z}_w} \left| \sum_{\underline{m}_{k_w}} \left(p_{Z_{\mathcal{W}}|\underline{M}_{\mathcal{K}_w}\underline{M}_{\mathcal{K}_s}}(\underline{z}_w | \underline{m}_{k_w}, \underline{m}_{k_s}) \right. \right. \\
&\quad \cdot p_{\underline{M}_{\mathcal{K}_w}|\underline{M}_{\mathcal{K}_s}}(\underline{m}_{k_w} | \underline{m}_{k_s}) \\
&\quad \left. - p_{Z_{\mathcal{W}}|\underline{M}_{\mathcal{K}_w}\underline{M}_{\mathcal{K}_s}}(\underline{z}_w | \underline{m}_{k_w}, \underline{m}_{k_s}) \right. \\
&\quad \left. \cdot \tilde{p}_{\underline{M}_{\mathcal{K}_w}|\underline{M}_{\mathcal{K}_s}}(\underline{m}_{k_w} | \underline{m}_{k_s}) \right) \Big| \\
&= \sum_{\underline{z}_{\mathcal{W}}} p_{Z_{\mathcal{W}}|\underline{M}_{\mathcal{K}_w}\underline{M}_{\mathcal{K}_s}}(\underline{z}_w | \underline{m}_{k_w}, \underline{m}_{k_s}) \cdot \\
&\quad \left| \sum_{\underline{m}_{k_w}} \left(p_{\underline{M}_{\mathcal{K}_w}|\underline{M}_{\mathcal{K}_s}}(\underline{m}_{k_w} | \underline{m}_{k_s}) \right. \right. \\
&\quad \left. \left. - \tilde{p}_{\underline{M}_{\mathcal{K}_w}|\underline{M}_{\mathcal{K}_s}}(\underline{m}_{k_w} | \underline{m}_{k_s}) \right) \right| \\
&\stackrel{(a)}{\leq} \sum_{\underline{z}_{\mathcal{W}}} \sum_{\underline{m}_{k_w}} p_{Z_{\mathcal{W}}|\underline{M}_{\mathcal{K}_w}\underline{M}_{\mathcal{K}_s}}(\underline{z}_w | \underline{m}_{k_w}, \underline{m}_{k_s}) \cdot \\
&\quad \left| p_{\underline{M}_{\mathcal{K}_w}|\underline{M}_{\mathcal{K}_s}}(\underline{m}_{k_w} | \underline{m}_{k_s}) - \tilde{p}_{\underline{M}_{\mathcal{K}_w}|\underline{M}_{\mathcal{K}_s}}(\underline{m}_{k_w} | \underline{m}_{k_s}) \right| \\
&\stackrel{(b)}{=} \sum_{\underline{m}_{k_w}} \left| p_{\underline{M}_{\mathcal{K}_w}}(\underline{m}_{k_w}) - \tilde{p}_{\underline{M}_{\mathcal{K}_w}}(\underline{m}_{k_w}) \right| \\
&= \mathbb{V} \left(p_{\underline{M}_{\mathcal{K}_w}}, p_{U_{\underline{M}_{\mathcal{K}_w}}} \right) \leq \mathbb{V} \left(p_{\underline{M}_{\mathcal{L}}}, p_{U_{\underline{M}_{\mathcal{L}}}} \right),
\end{aligned}$$

where (a) holds from the triangle inequality, (b) holds from the independence between messages and $p_{U_{\underline{M}_{\mathcal{K}_w}}}$ is the uniform distribution of the uniform matrix $\tilde{\underline{M}}_{\mathcal{K}_w}$. We continue with bounding (18)

$$\begin{aligned}
&\mathbb{V} \left(\tilde{p}_{Z_{\mathcal{W}}}, p_{Z_{\mathcal{W}}} \right) \\
&= \sum_{\underline{z}_w} \left| \tilde{p}_{Z_{\mathcal{W}}}(\underline{z}_w) - p_{Z_{\mathcal{W}}}(\underline{z}_w) \right| \\
&= \sum_{\underline{z}_w} \left| \sum_{\underline{m}_{k_w}, \underline{m}_{k_s}} \left(\tilde{p}_{Z_{\mathcal{W}}|\underline{M}_{\mathcal{K}_w}\underline{M}_{\mathcal{K}_s}}(\underline{z}_w, \underline{m}_{k_w}, \underline{m}_{k_s}) \right. \right. \\
&\quad \left. \left. - p_{Z_{\mathcal{W}}|\underline{M}_{\mathcal{K}_w}\underline{M}_{\mathcal{K}_s}}(\underline{z}_w, \underline{m}_{k_w}, \underline{m}_{k_s}) \right) \right| \\
&= \sum_{\underline{z}_w} \left| \sum_{\underline{m}_{\ell}} \left(p_{Z_{\mathcal{W}}|\underline{M}_{\mathcal{L}}}(\underline{z}_w | \underline{m}_{\ell}) \cdot p_{U_{\underline{M}_{\mathcal{L}}}}(\underline{m}_{\ell}) \right. \right. \\
&\quad \left. \left. - p_{Z_{\mathcal{W}}|\underline{M}_{\mathcal{L}}}(\underline{z}_w | \underline{m}_{\ell}) \cdot p_{\underline{M}_{\mathcal{L}}}(\underline{m}_{\ell}) \right) \right| \\
&\stackrel{(a)}{\leq} \sum_{\underline{m}_{\ell}} \sum_{\underline{z}_w} p_{Z_{\mathcal{W}}|\underline{M}_{\mathcal{L}}}(\underline{z}_w | \underline{m}_{\ell}) \cdot \left| p_{U_{\underline{M}_{\mathcal{L}}}}(\underline{m}_{\ell}) - p_{\underline{M}_{\mathcal{L}}}(\underline{m}_{\ell}) \right| \\
&= \sum_{\underline{m}_{\ell}} \left| p_{U_{\underline{M}_{\mathcal{L}}}}(\underline{m}_{\ell}) - p_{\underline{M}_{\mathcal{L}}}(\underline{m}_{\ell}) \right| = \mathbb{V} \left(p_{\underline{M}_{\mathcal{L}}}, p_{U_{\underline{M}_{\mathcal{L}}}} \right),
\end{aligned}$$

where inequality (a) follows from the triangle inequality.

We now bound $\mathbb{D}(p_{\underline{M}_{\mathcal{L}}} || p_{U_{\underline{M}_{\mathcal{L}}}})$ and obtain

$$\begin{aligned}
&\mathbb{D} \left(p_{\underline{M}_{\mathcal{L}}} || p_{U_{\underline{M}_{\mathcal{L}}}} \right) \\
&= \sum_{\underline{m}_{\ell}} p_{\underline{M}_{\mathcal{L}}}(\underline{m}_{\ell}) \cdot \log_2 \left(\frac{p_{\underline{M}_{\mathcal{L}}}(\underline{m}_{\ell})}{p_{U_{\underline{M}_{\mathcal{L}}}}(\underline{m}_{\ell})} \right) \\
&\stackrel{(a)}{=} \log_2(2^{\ell \cdot \tilde{n}}) - H(\underline{M}_{\mathcal{L}}) \\
&= \ell \tilde{n} - H(\underline{M}_{\mathcal{L}}) \\
&\stackrel{(b)}{=} \ell \tilde{n} - \ell \cdot \sum_{j=1}^{\tilde{n}} H(M^{(j)} | M^{j-1}) \\
&\stackrel{(c)}{\leq} \ell \tilde{n} - \ell \tilde{n}(1 - \delta_n) = \ell \tilde{n} \delta_n \leq \ell \tilde{n} 2^{-n^{\beta}},
\end{aligned}$$

where (a) holds from the one-to-one mapping between the message matrix over $\mathbb{F}_{2^{\mu}}^{\ell \times \lceil \tilde{n}/\mu \rceil}$ and $\mathbb{F}_{2^{\mu}}^{\ell \times \tilde{n}}$. (b) holds from the independence between messages, and (c) is from using the source coding scheme from Sec. IV-A.

Now, we invoke the Pinsker inequality [72] to bound the variational distance between the distribution $p_{\underline{M}_{\mathcal{L}}}$ and the uniform distribution $p_{U_{\underline{M}_{\mathcal{L}}}}$. Thus, we have

$$\frac{1}{2} \mathbb{V}^2 \left(p_{\underline{M}_{\mathcal{L}}}, p_{U_{\underline{M}_{\mathcal{L}}}} \right) \leq \mathbb{D} \left(p_{\underline{M}_{\mathcal{L}}} || p_{U_{\underline{M}_{\mathcal{L}}}} \right) \leq \ell \tilde{n} 2^{-n^{\beta}},$$

s.t. we bound the expressions in (16) and (18) by

$$\mathbb{V} \left(p_{\underline{M}_{\mathcal{L}}}, p_{U_{\underline{M}_{\mathcal{L}}}} \right) \leq \sqrt{2\ell \tilde{n} 2^{-n^{\beta}}}. \quad (19)$$

We now bound (17). In [12, Sec. VI] it was shown that for a uniform message matrix $\underline{M}_{\mathcal{L}} \in \mathbb{F}_{2^{\mu}}^{\ell \times \lceil \tilde{n}/\mu \rceil}$ with $\mu \geq \ell$ each column j is k_s -IS s.t. $I(\tilde{\underline{M}}_{\mathcal{K}_s}^{(j)}; \tilde{\underline{Z}}_{\mathcal{W}}^{(j)}) = 0$. Since the message matrix is from a uniform distribution, its columns are independent. Thus, we also have that $I(\tilde{\underline{M}}_{\mathcal{K}_s}; \tilde{\underline{Z}}_{\mathcal{W}}) = 0$. By employing Pinsker's inequality [72], we have that

$$\frac{1}{2} \mathbb{V}^2 \left(\tilde{p}_{Z_{\mathcal{W}}|\underline{M}_{\mathcal{K}_s}}, \tilde{p}_{Z_{\mathcal{W}}}\tilde{p}_{\underline{M}_{\mathcal{K}_s}} \right) \leq I(\tilde{\underline{M}}_{\mathcal{K}_s}; \tilde{\underline{Z}}_{\mathcal{W}}) = 0,$$

from which, we conclude

$$\mathbb{V} \left(\tilde{p}_{Z_{\mathcal{W}}|\underline{M}_{\mathcal{K}_s}}, \tilde{p}_{Z_{\mathcal{W}}}\tilde{p}_{\underline{M}_{\mathcal{K}_s}} \right) = 0. \quad (20)$$

On the other hand, we have that

$$\begin{aligned}
&\mathbb{V} \left(\tilde{p}_{Z_{\mathcal{W}}|\underline{M}_{\mathcal{K}_s}}, \tilde{p}_{Z_{\mathcal{W}}}\tilde{p}_{\underline{M}_{\mathcal{K}_s}} \right) \\
&= \sum_{\underline{z}_w, \underline{m}_{k_s}} \left| \tilde{p}_{Z_{\mathcal{W}}|\underline{M}_{\mathcal{K}_s}}(\underline{z}_w, \underline{m}_{k_s}) - \tilde{p}_{Z_{\mathcal{W}}}(\underline{z}_w) \tilde{p}_{\underline{M}_{\mathcal{K}_s}}(\underline{m}_{k_s}) \right| \\
&= \sum_{\underline{z}_w, \underline{m}_{k_s}} \tilde{p}_{\underline{M}_{\mathcal{K}_s}}(\underline{m}_{k_s}) \left| \tilde{p}_{Z_{\mathcal{W}}|\underline{M}_{\mathcal{K}_s}}(\underline{z}_w | \underline{m}_{k_s}) - \tilde{p}_{Z_{\mathcal{W}}}(\underline{z}_w) \right| \\
&= \sum_{\underline{m}_{k_s}} \tilde{p}_{\underline{M}_{\mathcal{K}_s}}(\underline{m}_{k_s}) \mathbb{V} \left(\tilde{p}_{Z_{\mathcal{W}}|\underline{M}_{\mathcal{K}_s}=\underline{m}_{k_s}}, \tilde{p}_{Z_{\mathcal{W}}} \right).
\end{aligned}$$

Thus, from (20), for all $\underline{m}_{k_s} \in \underline{\mathcal{M}}_{\mathcal{K}_s}$

$$\mathbb{V} \left(\tilde{p}_{Z_{\mathcal{W}}|\underline{M}_{\mathcal{K}_s}=\underline{m}_{k_s}}, \tilde{p}_{Z_{\mathcal{W}}} \right) = 0. \quad (21)$$

Now, we return to (15). By substituting (16)-(18) with (19) and (21), we show that

$$\mathbb{V} \left(p_{Z_{\mathcal{W}}|\underline{M}_{\mathcal{K}_s}=\underline{m}_{k_s}}, p_{Z_{\mathcal{W}}} \right) \leq 2\sqrt{2\ell \tilde{n} 2^{-n^{\beta}}}. \quad (22)$$

We have shown that the linear channel coding scheme employed on $\underline{M}_{\mathcal{L}}$ is k_s -IS. To conclude the leakage proof against IT-Eve, we show that $\underline{V}_{\mathcal{L}}$ is k_s -IS by bounding $\mathbb{V}\left(p_{\underline{Z}_{\mathcal{W}}|\underline{V}_{\mathcal{K}_s}=\underline{v}_{k_s}}, p_{\underline{Z}_{\mathcal{W}}}\right)$, and showing that for any $\underline{v}_{k_s} \in \underline{\mathcal{V}}_{\mathcal{K}_s}$ the information leakage becomes negligible. Thus, we have

$$\begin{aligned}
& \mathbb{V}\left(p_{\underline{Z}_{\mathcal{W}}|\underline{V}_{\mathcal{K}_s}=\underline{v}_{k_s}}, p_{\underline{Z}_{\mathcal{W}}}\right) \\
&= \sum_{\underline{z}_w} \left| p_{\underline{Z}_{\mathcal{W}}|\underline{V}_{\mathcal{K}_s}}(\underline{z}_w|\underline{v}_{k_s}) - p_{\underline{Z}_{\mathcal{W}}}(\underline{z}_w) \right| \\
&= \sum_{\underline{z}_w} \left| \sum_{\underline{m}_{k_s}} p_{\underline{Z}_{\mathcal{W}}|\underline{M}_{\mathcal{K}_s}\underline{V}_{\mathcal{K}_s}}(\underline{z}_w|\underline{m}_{k_s}\underline{v}_{k_s}) \cdot \right. \\
&\quad \left. p_{\underline{M}_{\mathcal{K}_s}|\underline{V}_{\mathcal{K}_s}}(\underline{m}_{k_s}|\underline{v}_{k_s}) - p_{\underline{Z}_{\mathcal{W}}}(\underline{z}_w) \cdot \sum_{\underline{m}_{k_s}} p_{\underline{M}_{\mathcal{K}_s}|\underline{V}_{\mathcal{K}_s}}(\underline{m}_{k_s}|\underline{v}_{k_s}) \right| \\
&\stackrel{(a)}{\leq} \sum_{\underline{m}_{k_s}} \sum_{\underline{z}_w} p_{\underline{M}_{\mathcal{K}_s}|\underline{V}_{\mathcal{K}_s}}(\underline{m}_{k_s}|\underline{v}_{k_s}) \cdot \\
&\quad \left| p_{\underline{Z}_{\mathcal{W}}|\underline{M}_{\mathcal{K}_s}\underline{V}_{\mathcal{K}_s}}(\underline{z}_w|\underline{m}_{k_s}\underline{v}_{k_s}) - p_{\underline{Z}_{\mathcal{W}}}(\underline{z}_w) \right| \\
&= \sum_{\underline{m}_{k_s}} p_{\underline{M}_{\mathcal{K}_s}|\underline{V}_{\mathcal{K}_s}}(\underline{m}_{k_s}|\underline{v}_{k_s}) \cdot \\
&\quad \mathbb{V}\left(p_{\underline{Z}_{\mathcal{W}}|\underline{V}_{\mathcal{K}_s}=\underline{v}_{k_s}\underline{M}_{\mathcal{K}_s}=\underline{m}_{k_s}}, p_{\underline{Z}_{\mathcal{W}}}\right) \\
&\stackrel{(b)}{=} \sum_{\underline{m}_{k_s}} p_{\underline{M}_{\mathcal{K}_s}|\underline{V}_{\mathcal{K}_s}}(\underline{m}_{k_s}|\underline{v}_{k_s}) \cdot \mathbb{V}\left(p_{\underline{Z}_{\mathcal{W}}|\underline{M}_{\mathcal{K}_s}=\underline{m}_{k_s}}, p_{\underline{Z}_{\mathcal{W}}}\right) \\
&\stackrel{(c)}{\leq} 2\sqrt{2\ell\tilde{n}2^{-n^\beta}}, \tag{23}
\end{aligned}$$

where (a) is from the triangle inequality, (b) is since $\underline{V}_{\mathcal{K}_s} \rightarrow \underline{M}_{\mathcal{K}_s} \rightarrow \underline{Z}_{\mathcal{W}}$ is a Markov chain, and (c) is from (22). For the information leakage to be negligible, we give an upper bound to ℓ compared to n . ℓ is upper bounded by $o\left(2^{n^\beta}/\tilde{n}\right)$, s.t. the expression $2\sqrt{2\ell\tilde{n}2^{-n^\beta}}$ is negligible. By choosing ℓ that upholds those bounds, the information leakage to IT-Eve becomes negligible. This holds for any set of $\mathcal{K}_s \subset \mathcal{L}$ source messages, thus the code is k_s -IS.

IX. CONVERSE (PROOF OF THEOREM 3)

In this section, we provide the proof of the converse result as presented in Theorem 3. Our proof follows similar techniques as presented by Csizar et. al. [59], Oohama et. al. [73], and Chou et. al. [43]. However, our converse result does not directly follow these known results as it is applied on blocks of individual secure confidential messages and does not rely on a source of randomness shared between Alice and Bob other than the seed.

We consider a multipath communication with ℓ links, $w < \ell$ of which are observed by IT-Eve. There exists a coding scheme s.t. Alice delivers $k_s < \ell - w$ source message from the DMS (\mathcal{V}, p_V) in the presence of IT-Eve, to Bob in an IS manner, s.t.

$$I(\underline{V}_{\mathcal{K}_s}; \underline{Z}_{\mathcal{W}}) \leq \epsilon_s, \text{ (Secure)} \tag{24}$$

$$\mathbb{P}(\hat{\underline{V}}_{\mathcal{L}}(\underline{Y}_{\mathcal{L}}) \neq \underline{V}_{\mathcal{L}}) \leq \epsilon_e, \text{ (Reliable)} \tag{25}$$

$$\frac{d_n}{n} \leq \epsilon_d, \text{ (Seed)} \tag{26}$$

where $\lim_{n, \ell \rightarrow \infty} \epsilon_e = \lim_{n, \ell \rightarrow \infty} \epsilon_s = \lim_{n \rightarrow \infty} \epsilon_d = 0$. Consequently, we have

$$\begin{aligned}
& H(\underline{V}_{\mathcal{K}_w}) + \ell n \epsilon_d \\
&\geq H(\underline{V}_{\mathcal{K}_w}) + \ell d_n \\
&\stackrel{(a)}{=} H(\underline{V}_{\mathcal{K}_w}) + H(\underline{U}_{d_n}) \\
&= H(\underline{V}_{\mathcal{K}_w}, \underline{U}_{d_n}) \\
&\stackrel{(b)}{=} H(\underline{V}_{\mathcal{K}_w}, \underline{U}_{d_n} | \underline{V}_{\mathcal{K}_s}) \\
&\stackrel{(c)}{\geq} H(\underline{X}_{\mathcal{L}} | \underline{V}_{\mathcal{K}_s}) \\
&\geq I(\underline{X}_{\mathcal{L}}; \underline{Z}_{\mathcal{W}} | \underline{V}_{\mathcal{K}_s}) \\
&\stackrel{(d)}{=} H(\underline{Z}_{\mathcal{W}} | \underline{V}_{\mathcal{K}_s}) \\
&\stackrel{(e)}{\geq} H(\underline{Z}_{\mathcal{W}}) - \epsilon_s \\
&= I(\underline{X}_{\mathcal{L}}; \underline{Z}_{\mathcal{W}}) - \epsilon_s, \tag{27}
\end{aligned}$$

where (a) and (b) are from the independence between the message and the seed. (c) is because $\underline{X}_{\mathcal{L}}$ is a function of $\underline{V}_{\mathcal{L}}$ and \underline{U}_{d_n} . (d) is since we consider noiseless channels and (e) holds by (24).

We continue with

$$\begin{aligned}
& H(\underline{V}_{\mathcal{K}_w}) + H(\underline{V}_{\mathcal{K}_s}) \\
&\stackrel{(a)}{=} H(\underline{V}_{\mathcal{K}_w}\underline{V}_{\mathcal{K}_s} | \underline{U}_{d_n}) \\
&= I(\underline{V}_{\mathcal{K}_w}\underline{V}_{\mathcal{K}_s}; \underline{Y}_{\mathcal{L}} | \underline{U}_{d_n}) + \\
&\quad H(\underline{V}_{\mathcal{K}_w}\underline{V}_{\mathcal{K}_s} | \underline{Y}_{\mathcal{L}} \underline{U}_{d_n}) \\
&\stackrel{(b)}{\leq} I(\underline{V}_{\mathcal{K}_w}\underline{V}_{\mathcal{K}_s}; \underline{Y}_{\mathcal{L}} | \underline{U}_{d_n}) + \epsilon_e \\
&\leq I(\underline{V}_{\mathcal{K}_w}\underline{V}_{\mathcal{K}_s} \underline{U}_{d_n}; \underline{Y}_{\mathcal{L}}) + \epsilon_e \\
&\stackrel{(c)}{=} I(\underline{X}_{\mathcal{L}}; \underline{Y}_{\mathcal{L}}) + \epsilon_e, \tag{28}
\end{aligned}$$

where (a) is from the independence between the seed and the source. (b) holds from Fano inequality and (25). (c) holds since the channels are noiseless.

Finally, we have

$$\begin{aligned}
& H(\underline{V}_{\mathcal{K}_s}) \\
&\stackrel{(a)}{=} H(\underline{V}_{\mathcal{K}_s}\underline{V}_{\mathcal{K}_w}) - H(\underline{V}_{\mathcal{K}_w}) \\
&= I(\underline{V}_{\mathcal{K}_s}\underline{V}_{\mathcal{K}_w}; \underline{Y}_{\mathcal{L}} \underline{U}_{d_n}) + H(\underline{V}_{\mathcal{K}_s}\underline{V}_{\mathcal{K}_w} | \underline{Y}_{\mathcal{L}} \underline{U}_{d_n}) \\
&\quad - H(\underline{V}_{\mathcal{K}_w}) \\
&\stackrel{(b)}{\leq} I(\underline{V}_{\mathcal{K}_s}\underline{V}_{\mathcal{K}_w}; \underline{Y}_{\mathcal{L}} \underline{U}_{d_n}) + \epsilon_e - H(\underline{V}_{\mathcal{K}_w}) \\
&\stackrel{(c)}{\leq} I(\underline{V}_{\mathcal{K}_s}\underline{V}_{\mathcal{K}_w}; \underline{Y}_{\mathcal{L}}) + I(\underline{V}_{\mathcal{K}_s}\underline{V}_{\mathcal{K}_w}; \underline{U}_{d_n} | \underline{Y}_{\mathcal{L}}) \\
&\quad - I(\underline{V}_{\mathcal{K}_w}; \underline{Z}_{\mathcal{W}} | \underline{V}_{\mathcal{K}_s}) + \epsilon_e \\
&= I(\underline{V}_{\mathcal{K}_s}\underline{V}_{\mathcal{K}_w}, \underline{U}_{d_n}; \underline{Y}_{\mathcal{L}}) - I(\underline{U}_{d_n}; \underline{Y}_{\mathcal{L}} | \underline{V}_{\mathcal{K}_s}\underline{V}_{\mathcal{K}_w}) \\
&\quad + I(\underline{V}_{\mathcal{K}_s}\underline{V}_{\mathcal{K}_w}; \underline{U}_{d_n} | \underline{Y}_{\mathcal{L}}) - I(\underline{V}_{\mathcal{K}_w}; \underline{Z}_{\mathcal{W}} | \underline{V}_{\mathcal{K}_s}) + \epsilon_e \\
&\stackrel{(d)}{=} I(\underline{X}_{\mathcal{L}}; \underline{Y}_{\mathcal{L}}) - I(\underline{U}_{d_n}; \underline{Y}_{\mathcal{L}} | \underline{V}_{\mathcal{K}_s}\underline{V}_{\mathcal{K}_w}) \\
&\quad + I(\underline{V}_{\mathcal{K}_s}\underline{V}_{\mathcal{K}_w}; \underline{U}_{d_n} | \underline{Y}_{\mathcal{L}}) - I(\underline{V}_{\mathcal{K}_w}; \underline{Z}_{\mathcal{W}} | \underline{V}_{\mathcal{K}_s}) + \epsilon_e
\end{aligned}$$

$$\begin{aligned}
&\stackrel{(e)}{\leq} I(\underline{X}_{\mathcal{L}}; \underline{Y}_{\mathcal{L}}) - I(\underline{U}_{d_n}; \underline{Y}_{\mathcal{L}} | \underline{V}_{\mathcal{K}_s} \underline{V}_{\mathcal{K}_w}) \\
&\quad + I(\underline{V}_{\mathcal{K}_s} \underline{V}_{\mathcal{K}_w}; \underline{U}_{d_n} | \underline{Y}_{\mathcal{L}}) - I(\underline{V}_{\mathcal{K}_s} \underline{V}_{\mathcal{K}_w}; \underline{Z}_{\mathcal{W}}) \\
&\quad + \epsilon_e + \epsilon_s \\
&\stackrel{(f)}{=} I(\underline{X}_{\mathcal{L}}; \underline{Y}_{\mathcal{L}}) - I(\underline{X}_{\mathcal{L}}; \underline{Z}_{\mathcal{W}}) + \epsilon_e + \epsilon_s \\
&\quad + I(\underline{U}_{d_n}; \underline{Z}_{\mathcal{W}} | \underline{V}_{\mathcal{K}_s} \underline{V}_{\mathcal{K}_w}) - I(\underline{U}_{d_n}; \underline{Y}_{\mathcal{L}} | \underline{V}_{\mathcal{K}_s} \underline{V}_{\mathcal{K}_w}) \\
&\quad + I(\underline{V}_{\mathcal{K}_s} \underline{V}_{\mathcal{K}_w}; \underline{U}_{d_n} | \underline{Y}_{\mathcal{L}}) \\
&= I(\underline{X}_{\mathcal{L}}; \underline{Y}_{\mathcal{L}}) - I(\underline{X}_{\mathcal{L}}; \underline{Z}_{\mathcal{W}}) + \epsilon_e + \epsilon_s \\
&\quad + I(\underline{U}_{d_n}; \underline{Z}_{\mathcal{W}} | \underline{V}_{\mathcal{K}_s} \underline{V}_{\mathcal{K}_w}) - I(\underline{U}_{d_n}; \underline{Y}_{\mathcal{L}} | \underline{V}_{\mathcal{K}_s} \underline{V}_{\mathcal{K}_w}) \\
&\quad + H(\underline{U}_{d_n} | \underline{Y}_{\mathcal{L}}) - H(\underline{U}_{d_n} | \underline{V}_{\mathcal{K}_s} \underline{V}_{\mathcal{K}_w}, \underline{Y}_{\mathcal{L}}) \\
&\leq I(\underline{X}_{\mathcal{L}}; \underline{Y}_{\mathcal{L}}) - I(\underline{X}_{\mathcal{L}}; \underline{Z}_{\mathcal{W}}) + \epsilon_e + \epsilon_s \\
&\quad + H(\underline{U}_{d_n} | \underline{Y}_{\mathcal{L}}, \underline{V}_{\mathcal{K}_s} \underline{V}_{\mathcal{K}_w}) - H(\underline{U}_{d_n} | \underline{Z}_{\mathcal{W}}, \underline{V}_{\mathcal{K}_s} \underline{V}_{\mathcal{K}_w}) \\
&\quad + H(\underline{U}_{d_n}) \\
&\stackrel{(g)}{\leq} I(\underline{X}_{\mathcal{L}}; \underline{Y}_{\mathcal{L}}) - I(\underline{X}_{\mathcal{L}}; \underline{Z}_{\mathcal{W}}) \\
&\quad + \epsilon_e + \epsilon_s + \ell \epsilon_d, \tag{29}
\end{aligned}$$

where (a) and (c) are from the independence of the messages. (b) holds by Fano's inequality and (25). (d) and (f) holds since the channels are noiseless. (e) holds from (24) and (g) holds from (26).

X. PARTIAL ENCRYPTION AGAINST CRYPTO-EVE WITH LINEAR CODE (SECURITY PROOF OF THEOREM 5)

In this section, we provide the security proof of Theorem 5. We aim to show that each column $j \in \{1, \dots, \lceil \tilde{n}/\mu \rceil\}$ of the message matrix $\underline{M}_{\mathcal{L}}$ is ISS-CCA1. The proof is based on the equivalence between semantic security and indistinguishability [1]. We consider the maximal advantage for Crypto-Eve (maximal divination from uniform distribution probability), given the almost uniform messages after the source encoding stage (see Sec. IV-A) and prove that each column of the message matrix $\underline{M}_{\mathcal{L}}$ is IIND-CCA1 as given in [37, Definition 4], and thus it is ISS-CCA1.

Alice and Crypto-Eve start playing the game as defined in [37, definition 4]. First, using the security parameter μc , the public and secret keys $(p_{\mu c}, s_{\mu c})$ are created. Crypto-Eve sends a polynomial amount of ciphertexts to Alice and receives back their decryption. At this stage, Crypto-Eve chooses $i^* \in \{1, \dots, k_s\}$ (the case for $i^* \in \{k_s + 1, \dots, l\}$ follows analogously), and two possible messages $M_{i^*,1}$ and $M_{i^*,2}$, both over the extension field \mathbb{F}_{2^μ} .

We add a step to the game that gives Crypto-Eve an additional advantage over Alice to show a stronger statement than in Definition 4. Crypto-Eve is given the symbols in positions $\{1, \dots, k_s\} \setminus i^*$. We show that still, Crypto-Eve is not able to distinguish between $M_{i^*,1}$ and $M_{i^*,2}$. Alice draws the symbols in positions $\{k_s + 1, \dots, \ell\}$ from the distribution induced by the source encoder, and chooses $h \in \{1, 2\}$ uniformly at random s.t. the symbol in position i^* is $M_{i^*,h}$. The message received is denoted by $M_h^\ell(j) \in \mathbb{F}_{2^\mu}^\ell$.

Alice encrypts $M_h^\ell(j)$ using $Crypt_2^\dagger$ (8). First, Alice employs the linear IS channel code Sec. IV-B1 to receive the encoded codeword denoted by $X_h^\ell(j) \in \mathbb{F}_{2^\mu}^\ell$ which is injectively

mapped into a codeword over $\mathbb{F}_2^{\ell \times \mu}$. Second, Alice encrypts the first c lines (μc bits) from $X_h^\ell(j)$ using $Crypt_1^\dagger$. For the purpose of this proof, we denote the encrypted ciphertext by $\kappa = Crypt_2^\dagger(M_h^\ell(j))$.

Upon receiving the ciphertext, κ , Crypto-Eve tries to guess h . $\mu w = \mu(\ell - c)$ of the symbols from κ are seen by Crypto-Eve as plaintext. The channel code is a linear coset code that maps each message of ℓ symbols to a different codeword of size ℓ . Crypto-Eve can potentially reduce the number of possible codewords from each coset by observing w of the codeword symbols. We denote the set of the remaining possible codewords from coset 1 and coset 2 by \mathcal{B}_1 and \mathcal{B}_2 , respectively.

Corollary 1. *Consider the setting of Theorem 5 and the sets \mathcal{B}_1 and \mathcal{B}_2 as defined above. The number of codewords in the sets is equal. i.e.: $|\mathcal{B}_1| = |\mathcal{B}_2|$.*

Proof: The proof for Corollary 1 is provided in Appendix. C.

We assume the best possible scenario for Crypto-Eve s.t.: 1) The induced probability of the codewords from coset 1 is as high as possible while the induced probability of the codewords from coset 2 is as low as possible¹², and 2) the advantage Crypto-Eve has from $Crypt_1^\dagger$ is as high as possible.

We start by bounding the maximum and minimum possible probabilities of the codewords in \mathcal{B}_1 and \mathcal{B}_2 . We denote those probabilities by p_{max} and p_{min} . First, we consider j s.t. $[j\mu, j(\mu + 1)] \in \mathcal{H}_V$, i.e. the bits that are mapped to the symbol in column j were not padded by the uniform seed, and their entropy is lower bounded by $1 - \delta_n$. The case for $[j\mu, j(\mu + 1)] \in \mathcal{J}_V$ will be addressed later on.

For each column j , we recall the set of possible messages from symbols $\{k_s + 1, \dots, \ell\}$, $M_{k_w} \in \mathbb{F}_{2^\mu}^{k_w}$. In each column j of the message matrix, the symbols are independent since they are obtained from independent source messages. Thus, we have

$$\begin{aligned}
p(M_{k_w} = m_{k_w}) &= \prod_{i=1}^{k_w} p(M_{k_w,i} = m_{k_w,i}) \\
&= \prod_{i=1}^{k_w} \prod_{j'=1}^{\mu} p(M_{k_w,i,j'} = m_{k_w,i,j'}).
\end{aligned}$$

From (1), we conclude that

$$H(m_{k_w,i,j'}) \geq H\left(m_{k_w,i,j'} | m_{k_w,i,j'}^{\mu+j'-1}\right) \geq 1 - \delta_n,$$

where $m_{k_w,i,j'}^{\mu+j'-1} = (m_{k_w,i,j'}(1), \dots, m_{k_w,i,j'}(j\mu + j' - 1))$ are the bits in columns 1 to $j-1$ of the i -th row in the message matrix. We denote $\zeta \in (0, \frac{1}{2})$ s.t. $H(\frac{1}{2} - \zeta) = H(\frac{1}{2} + \zeta) = 1 - \delta_n$, and use ζ to bound p_{min} and p_{max}

$$p_{min} \triangleq \left(\frac{1}{2} - \zeta\right)^{\mu k_w} \leq p(m_{k_w}) \leq \left(\frac{1}{2} + \zeta\right)^{\mu k_w} \triangleq p_{max}.$$

¹²In [37] the induced probabilities of each of the codewords were equal since the probability of the messages was uniform.

We bound ζ using the binary entropy bounds given in [74], $4p(1-p) \leq H_b(p) \leq (4p(1-p))^{\ln 4}$ for $0 < p < 1$. That is, by replacing $p = \frac{1}{2} + \zeta$ we obtain the upper bound by

$$H_b\left(\frac{1}{2} + \zeta\right) \leq \left(4\left(\frac{1}{2} + \zeta\right) \cdot \left(\frac{1}{2} - \zeta\right)\right)^{\frac{1}{\ln 4}},$$

and the lower bound by

$$H_b\left(\frac{1}{2} + \zeta\right) \geq 4\left(\frac{1}{2} + \zeta\right)\left(\frac{1}{2} - \zeta\right).$$

From which, we conclude

$$\frac{1}{2} + \zeta \leq \frac{1}{2} + \frac{1}{2} \cdot \sqrt{1 - (1 - \delta_n)^{\ln 4}},$$

and therefore, the upper bound for ζ is given by

$$\zeta \leq \frac{\sqrt{1 - (1 - \delta_n)^{\ln 4}}}{2}. \quad (30)$$

Now, we give the probability for some codeword from the set $\mathcal{B}_1 \cup \mathcal{B}_2$. We denote the codeword by $\alpha \in \mathcal{B}_1 \cup \mathcal{B}_2$ and we denote $|\mathcal{B}_1| = |\mathcal{B}_2| = |\mathcal{B}|$ (see Corollary 1). The probability for α is

$$\mathbb{P}[\alpha | \alpha \in \mathcal{B}_1 \cup \mathcal{B}_2] = \begin{cases} \frac{p_{max}}{|\mathcal{B}| \cdot (p_{max} + p_{min})} & \text{if } \alpha \in \mathcal{B}_1 \\ \frac{p_{min}}{|\mathcal{B}| \cdot (p_{max} + p_{min})} & \text{if } \alpha \in \mathcal{B}_2 \end{cases}. \quad (31)$$

From (31), we conclude that the probability for a codeword α to be from the set \mathcal{B}_1 is

$$\mathbb{P}[\alpha \in \mathcal{B}_1 | \alpha \in \mathcal{B}_1 \cup \mathcal{B}_2] = \frac{p_{max}}{p_{max} + p_{min}}. \quad (32)$$

Since $Crypt_1^\dagger$ is SS-CCA1, Crypto-Eve can obtain some negligible information about the original codeword or some function of the codeword. We consider the function $f : \{\mathcal{B}_1 \cup \mathcal{B}_2\} \rightarrow \{1, 2\}$, i.e. the function that takes a codeword from the set $\{\mathcal{B}_1 \cup \mathcal{B}_2\}$ and outputs whether it belongs to \mathcal{B}_1 or \mathcal{B}_2

$$f(\alpha \in \{\mathcal{B}_1 \cup \mathcal{B}_2\}) = \begin{cases} 1 & \text{if } \alpha \in \mathcal{B}_1 \\ 2 & \text{if } \alpha \in \mathcal{B}_2 \end{cases}. \quad (33)$$

From the definition of SS-CCA1, we conclude

$$\mathbb{P}[M_{i^*,1}] = \mathbb{P}[\alpha \in \mathcal{B}_1] + \epsilon_{ss-cca1}, \quad (34)$$

where $\epsilon_{ss-cca1}$ is a negligible function in c s.t. $\epsilon_{ss-cca1} \leq \frac{1}{(\mu c)^d}$. Thus, by substituting (32) into (34), we have

$$\begin{aligned} \mathbb{P}[M_{i^*,1}] - \frac{1}{2} &= \mathbb{P}[\alpha \in \mathcal{B}_1] + \epsilon_{ss-cca1} - \frac{1}{2} \\ &= \frac{p_{max} - p_{min}}{p_{max} + p_{min}} + \frac{1}{(\mu c)^d}. \end{aligned} \quad (35)$$

We bound the term $\frac{p_{max} - p_{min}}{p_{max} + p_{min}}$ from (35) by

$$\begin{aligned} \frac{p_{max} - p_{min}}{p_{max} + p_{min}} &= \frac{\left(\frac{1}{2} + \zeta\right)^{\mu k_w} - \left(\frac{1}{2} - \zeta\right)^{\mu k_w}}{\left(\frac{1}{2} + \zeta\right)^{\mu k_w} + \left(\frac{1}{2} - \zeta\right)^{\mu k_w}} \\ &= \frac{\sum_{i=0}^{\mu k_w} \binom{\mu k_w}{i} (2\zeta)^i - \sum_{i=0}^{\mu k_w} \binom{\mu k_w}{i} (-2\zeta)^i}{\sum_{i=0}^{\mu k_w} \binom{\mu k_w}{i} (2\zeta)^i + \sum_{i=0}^{\mu k_w} \binom{\mu k_w}{i} (-2\zeta)^i} \\ &= \frac{2 \sum_{i=0}^{\lfloor \frac{\mu k_w - 1}{2} \rfloor} \binom{\mu k_w}{2i+1} (2\zeta)^{2i+1}}{2 \sum_{i=0}^{\lfloor \frac{\mu k_w}{2} \rfloor} \binom{\mu k_w}{2i} (2\zeta)^{2i}} \end{aligned}$$

$$\stackrel{(a)}{<} 2\zeta \mu k_w \stackrel{(b)}{\leq} 2^{\frac{3}{2}} 2^{-\frac{n\beta}{2}} \mu k_w, \quad (36)$$

where (a) follows from the upper bound $\frac{\sum_{i=0}^{\lfloor (\mu k_w - 1)/2 \rfloor} \binom{\mu k_w}{2i+1} (2\zeta)^{2i}}{\sum_{i=0}^{\lfloor \mu k_w/2 \rfloor} \binom{\mu k_w}{2i} (2\zeta)^{2i}} < \mu k_w$, which can be easily proved, and (b) is from (30).

By substituting (36) into (35), it can be shown that for every d' Crypto-Eve's advantage can be made smaller than $\frac{1}{(\mu c)^{d'}}$ by choosing an appropriate d . Thus, we showed that column $j \in \mathcal{H}_V$ is ISS-CCA1.

For the case of a column j s.t. $j \in \mathcal{J}_V$, ISS-CCA1 follows directly from the SS-CCA1 of $Crypt_1$, considering Crypto-Eve has the maximal advantage in guessing the seed from its ciphertext. Thus, we can conclude the cryptosystem is IIND-CCA1 and thus ISS-CCA1 as well [1].

A. Row-based encryption

So far, we assumed that $Crypt_1^\dagger$ was employed on c symbols of each column of the message matrix $\underline{M}_{\mathcal{L}}$. Nevertheless, $Crypt_1^\dagger$ can be applied on entire rows instead. In this subsection, we discuss the effects of the encryption order (column encryption/row encryption) on the security level of NU-HUNCC against Crypto-Eve. We demonstrate that the scheme maintains its ISS-CCA1 status as long as there are c encrypted links, irrespective of the order in which the encryption is carried out. The proofs provided in this section rely on the results from Sec. X. First, we show that the encryption of each individual symbol is ISS-CCA1, and we follow by showing that encrypting several symbols of each row at a time is ISS-CCA1 secured as well.

Symbol encryption: In this encryption scheme, each symbol is encrypted separately as opposed to encrypting c symbols of the same column altogether (Sec X). Each symbol is composed of μ bits, thus the encryption is performed on μ bits instead of μc bits. Alice and Crypto-Eve play the game as defined in [37, Defenition 4]. Crypto-Eve, upon receiving the ciphertext κ , can reduce the number of possible codewords using the same elimination process as shown in Sec. X remaining with the sets \mathcal{B}_1 and \mathcal{B}_2 . The induced probability of each of the possible codewords from \mathcal{B}_1 and \mathcal{B}_2 remains the same as in (31) and (32). However, since each of the c symbols was encrypted separately, the analysis for Crypto-Eve's advantage from $Crypt_1^\dagger$ is now employed on each encrypted symbol separately as well. For $i \in \{1, \dots, c\}$ let $\epsilon_{ss-cca1,i}$ be Crypto-Eve's advantage in guessing whether the codeword is from \mathcal{B}_1 or \mathcal{B}_2 . We denote by $\epsilon_{ss-cca1} = \max_{1 \leq i \leq c} \epsilon_{ss-cca1,i} \leq \frac{1}{\mu^d}$. By substituting $\epsilon_{ss-cca1}$ into (34) we obtain Crypto-Eve's overall advantage against symbol encryption. Crypto-Eve's advantage from the induced probability of the codewords is given by $2^{\frac{3}{2}} 2^{-\frac{n\beta}{2}} k_w$, as presented in (36). This can be shown to be smaller than $\frac{1}{\mu^d}$ by choosing an appropriate \tilde{n} . Thus we conclude that symbol encryption scheme is ISS-CCA1.

Row encryption: We now show that encrypting several symbols from the same row of the message matrix, $\underline{M}_{\mathcal{L}} \in \mathbb{F}_{2^\mu}^{\lceil \tilde{n}/\mu \rceil}$, at a time is ISS-CCA1. In this encryption scheme, Crypto-Eve observes a ciphertext with information about more than one column of the message matrix. This affects only the

information Crypto-Eve can obtain from the encrypted symbols since the analysis for the number of possible codewords per coset remains the same as in Sec. X. Per column, the advantage Crypto-Eve has in this scenario is $\epsilon_{ss-cca1} = \max_{1 \leq i \leq c} \epsilon_{ss-cca1,i} \leq \frac{1}{\mu_e}$ where we denoted the number of encrypted bits by $\mu_e = \pi\mu$ for $\pi \in \mathbb{N}$ and $\pi > 1$. Thus, by the same arguments as for symbol encryption, we conclude that row encryption is ISS-CCA1 as well.

XI. CONCLUSIONS AND FUTURE WORK

In this paper, we introduce a novel PQ individual SS-CCA1 (ISS-CCA1) cryptosystem for non-uniform messages at high data rates. This result is given by using a polar source coding scheme with a sub-linear shared seed, a secure channel coding scheme that mixes the almost uniform information, and encrypting a small amount of the mixed data and the seed by any SS-CCA1 PQ cryptosystem. We have shown the achievability of two proposed codes, linear and non-linear, and provided a tight converse result against IT-Eve. We have introduced a new notion of cryptographic security, Individual SS-CCA1 (ISS-CCA1), and have shown that NU-HUNCC is ISS-CCA1 against Crypto-Eve for both the linear and non-linear codes. Additionally, we provided a numerical analysis of the data rate and complexity of the suggested communication scheme, showing it outperforms previously known PQ-secured cryptosystems in the finite length regime.

This work suggests an efficient and universal scheme for transmitting and storing non-uniform finite-length data in a PQ-secure manner, making it a solution that can be adapted into practical communication and information systems.

Future works include the study of secure linear channel coding schemes for the proposed PQ cryptosystem to guarantee reliable communications over noisy channels [45], [75]–[78].

REFERENCES

- [1] S. Goldwasser and S. Micali, "Probabilistic encryption & how to play mental poker keeping secret all partial information," in *Providing sound foundations for cryptography: on the work of Shafi Goldwasser and Silvio Micali*, 2019, pp. 173–201.
- [2] B. A. Forouzan and D. Mukhopadhyay, *Cryptography and network security*. Mc Graw Hill Education (India) Private Limited New York, NY, USA, 2015, vol. 12.
- [3] M. Bloch and J. Barros, *Physical-layer security: from information theory to security engineering*. Cambridge University Press, 2011.
- [4] D. J. Bernstein and T. Lange, "Post-quantum cryptography," *Nature*, vol. 549, no. 7671, pp. 188–194, 2017.
- [5] C. E. Shannon, "Communication theory of secrecy systems," *The Bell System Technical Journal*, vol. 28, no. 4, pp. 656–715, 1949.
- [6] A. D. Wyner, "The wire-tap channel," *The Bell System Technical Journal*, vol. 54, no. 8, pp. 1355–1387, 1975.
- [7] Y. Liang, H. V. Poor, and S. Shamai, "Physical layer security in broadcast networks," *Sec. and Comm. Net.*, vol. 2, no. 3, pp. 227–238, 2009.
- [8] —, "Information theoretic security," *Foundations and Trends® in Comm and Inf. Theory*, vol. 5, no. 4–5, pp. 355–580, 2009.
- [9] X. Zhou, L. Song, and Y. Zhang, *Physical layer security in wireless communications*. Crc Press, 2013.
- [10] A. Cohen and A. Cohen, "Wiretap channel with causal state information and secure rate-limited feedback," *IEEE Transactions on Communications*, vol. 64, no. 3, pp. 1192–1203, 2016.
- [11] A. Carleial and M. Hellman, "A note on wyner's wiretap channel (corresp.)," *IEEE Transactions on Information Theory*, vol. 23, no. 3, pp. 387–390, 1977.
- [12] A. Cohen, A. Cohen, M. Médard, and O. Gurewitz, "Secure multi-source multicast," *IEEE Transactions on Communications*, vol. 67, no. 1, pp. 708–723, 2019.
- [13] A. S. Mansour, R. F. Schaefer, and H. Boche, "Joint and individual secrecy in broadcast channels with receiver side information," in *2014 IEEE 15th International Workshop on Signal Processing Advances in Wireless Communications (SPAWC)*, 2014, pp. 369–373.
- [14] —, "The individual secrecy capacity of degraded multi-receiver wiretap broadcast channels," in *2015 IEEE International Conference on Communications (ICC)*, 2015, pp. 4181–4186.
- [15] Y. Chen, O. O. Koyluoglu, and A. Sezgin, "Individual secrecy for the broadcast channel," *IEEE Transactions on Information Theory*, vol. 63, no. 9, pp. 5981–5999, 2017.
- [16] J. Y. Tan, L. Ong, and B. Asadi, "Can marton coding alone ensure individual secrecy?" in *2019 IEEE Information Theory Workshop (ITW)*. IEEE, 2019, pp. 1–5.
- [17] A. Cohen, R. G. D'Oliveira, C.-Y. Yeh, H. Guerboukha, R. Shrestha, Z. Fang, E. Knightly, M. Médard, and D. M. Mittleman, "Absolute security in terahertz wireless links," *IEEE Journal of Selected Topics in Signal Processing*, 2023.
- [18] C.-Y. Yeh, A. Cohen, R. G. D'Oliveira, M. Médard, D. M. Mittleman, and E. W. Knightly, "Securing angularly dispersive terahertz links with coding," *IEEE Trans. on Inf. Forensics and Security*, 2023.
- [19] J. Kiltz and Y. Lindell, "Introduction to modern cryptography: principles and protocols," *Chapman and Hall*, 2008.
- [20] D. Boneh *et al.*, "Twenty years of attacks on the RSA cryptosystem," *Notices of the AMS*, vol. 46, no. 2, pp. 203–213, 1999.
- [21] P. Shor, "Algorithms for quantum computation: discrete logarithms and factoring," in *Proceedings 35th Annual Symposium on Foundations of Computer Science*, 1994, pp. 124–134.
- [22] V. M. Sidelnikov and S. O. Shestakov, "On insecurity of cryptosystems based on generalized reed-solomon codes," 1992.
- [23] N. Sendrier, "On the concatenated structure of a linear code," *Applicable Algebra in Engineering, Communication and Computing*, vol. 9, no. 3, pp. 221–242, 1998.
- [24] L. Minder and A. Shokrollahi, "Cryptanalysis of the sidelnikov cryptosystem," in *Advances in Cryptology-EUROCRYPT 2007: 26th Annual International Conference on the Theory and Applications of Cryptographic Techniques, Barcelona, Spain, May 20-24, 2007. Proceedings 26*. Springer, 2007, pp. 347–360.
- [25] C. Monico, J. Rosenthal, and A. Shokrollahi, "Using low density parity check codes in the mceliece cryptosystem," in *2000 IEEE International Symposium on Information Theory (Cat. No. 00CH37060)*. IEEE, 2000, p. 215.
- [26] G. Landais and J.-P. Tillich, "An efficient attack of a mceliece cryptosystem variant based on convolutional codes," in *Post-Quantum Cryptography: 5th International Workshop, PQCrypto 2013, Limoges, France, June 4-7, 2013. Proceedings 5*. Springer, 2013, pp. 102–117.
- [27] R. J. McEliece, "A public-key cryptosystem based on algebraic," *Coding Thv*, vol. 4244, pp. 114–116, 1978.
- [28] R. Nojima, H. Imai, K. Kobara, and K. Morozov, "Semantic security for the McEliece cryptosystem without random oracles," *Designs, Codes and Cryptography*, vol. 49, pp. 289–305, 2008.
- [29] N. Döttling, R. Dowsley, J. Muller-Quade, and A. C. Nascimento, "A CCA2 secure variant of the McEliece cryptosystem," *IEEE Trans. on Inf. Theory*, vol. 58, no. 10, pp. 6672–6680, 2012.
- [30] F. Aguirre Farro and K. Morozov, "On IND-CCA1 Security of Randomized McEliece Encryption in the Standard Model," in *Code-Based Cryptography: 7th International Workshop, CBC 2019, Darmstadt, Germany, May 18–19, 2019, Revised Selected Papers 7*. Springer, 2019, pp. 137–148.
- [31] E. Berlekamp, "Goppa codes," *IEEE Transactions on Information Theory*, vol. 19, no. 5, pp. 590–592, 1973.
- [32] N. Patterson, "The algebraic decoding of goppa codes," *IEEE Transactions on Information Theory*, vol. 21, no. 2, pp. 203–207, 1975.
- [33] J.-C. Faugere, V. Gauthier-Umana, A. Otmani, L. Perret, and J.-P. Tillich, "A distinguisher for high-rate McEliece cryptosystems," *IEEE Trans. on Inf. Theory*, vol. 59, no. 10, pp. 6830–6844, 2013.
- [34] S. Y. El Rouayheb and E. Soljanin, "On wiretap networks ii," in *2007 IEEE International Symposium on Information Theory*. IEEE, 2007, pp. 551–555.
- [35] A. Cohen, R. G. L. D'Oliveira, S. Salamatian, and M. Médard, "Network coding-based post-quantum cryptography," *IEEE Journal on Selected Areas in Information Theory*, vol. 2, no. 1, pp. 49–64, 2021.
- [36] R. G. D'Oliveira, A. Cohen, J. Robinson, T. Stahlbuhk, and M. Médard, "Post-quantum security for ultra-reliable low-latency heterogeneous networks," in *MILCOM 2021-2021 IEEE Military Communications Conference (MILCOM)*. IEEE, 2021, pp. 933–938.

- [37] A. Cohen, R. G. D'Oliveira, K. R. Duffy, and M. Médard, "Partial encryption after encoding for security and reliability in data systems," in *2022 IEEE International Symposium on Information Theory (ISIT)*. IEEE, 2022, pp. 1779–1784.
- [38] J. Woo, V. A. Vasudevan, B. Kim, A. Cohen, R. G. D'Oliveira, T. Stahlbuhk, and M. Médard, "CERMET: Coding for energy reduction with multiple encryption techniques – it's easy being green," *arXiv preprint arXiv:2308.05063*, 2023.
- [39] B. D. Kim, V. A. Vasudevan, J. Woo, A. Cohen, R. G. D'Oliveira, T. Stahlbuhk, and M. Médard, "Crypto-mine: Cryptanalysis via mutual information neural estimation," in *ICASSP 2024-2024 IEEE International Conference on Acoustics, Speech and Signal Processing (ICASSP)*. IEEE, 2024, pp. 4820–4824.
- [40] T. S. Han, "Folklore in source coding: Information-spectrum approach," *IEEE Transactions on Information Theory*, vol. 51, no. 2, pp. 747–753, 2005.
- [41] R. A. Chou and M. R. Bloch, "Data compression with nearly uniform output," in *2013 IEEE International Symposium on Information Theory*. IEEE, 2013, pp. 1979–1983.
- [42] R. A. Chou, M. R. Bloch, and E. Abbe, "Polar coding for secret-key generation," *IEEE Transactions on Information Theory*, vol. 61, no. 11, pp. 6213–6237, 2015.
- [43] R. A. Chou, B. N. Vellambi, M. R. Bloch, and J. Kliewer, "Coding schemes for achieving strong secrecy at negligible cost," *IEEE Transactions on Information Theory*, vol. 63, no. 3, pp. 1858–1873, 2017.
- [44] D. Silva and F. R. Kschischang, "Universal weakly secure network coding," in *2009 IEEE Information Theory Workshop on Networking and Information Theory*. IEEE, 2009, pp. 281–285.
- [45] —, "Universal secure network coding via rank-metric codes," *IEEE Transactions on Information Theory*, vol. 57, no. 2, pp. 1124–1135, 2011.
- [46] S. Ghemawat, H. Gobioff, and S.-T. Leung, "The google file system," in *Proceedings of the nineteenth ACM symposium on Operating systems principles*, 2003, pp. 29–43.
- [47] G. DeCandia, D. Hastorun, M. Jampani, G. Kakulapati, A. Lakshman, A. Pilchin, S. Sivasubramanian, P. Vosshall, and W. Vogels, "Dynamo: Amazon's highly available key-value store," *ACM SIGOPS operating systems review*, vol. 41, no. 6, pp. 205–220, 2007.
- [48] F. Chang, J. Dean, S. Ghemawat, W. C. Hsieh, D. A. Wallach, M. Burrows, T. Chandra, A. Fikes, and R. E. Gruber, "Bigtable: A distributed storage system for structured data," *ACM Transactions on Computer Systems (TOCS)*, vol. 26, no. 2, pp. 1–26, 2008.
- [49] D. Borthakur, J. Gray, J. S. Sarma, K. Muthukkaruppan, N. Spiegelberg, H. Kuang, K. Ranganathan, D. Molkov, A. Menon, S. Rash *et al.*, "Apache hadoop goes realtime at facebook," in *Proceedings of the 2011 ACM SIGMOD International Conference on Management of data*, 2011, pp. 1071–1080.
- [50] B. Calder, J. Wang, A. Ogus, N. Nilakantan, A. Skjolsvold, S. McKelvie, Y. Xu, S. Srivastav, J. Wu, H. Simitci *et al.*, "Windows azure storage: a highly available cloud storage service with strong consistency," in *Proceedings of the Twenty-Third ACM Symposium on Operating Systems Principles*, 2011, pp. 143–157.
- [51] C. E. Shannon, "A mathematical theory of communication," *The Bell system technical journal*, vol. 27, no. 3, pp. 379–423, 1948.
- [52] J. Ziv and A. Lempel, "Compression of individual sequences via variable-rate coding," *IEEE transactions on Information Theory*, vol. 24, no. 5, pp. 530–536, 1978.
- [53] H. S. Cronie and S. B. Korada, "Lossless source coding with polar codes," in *2010 IEEE International Symposium on Information Theory*. IEEE, 2010, pp. 904–908.
- [54] D. Slepian and J. Wolf, "Noiseless coding of correlated information sources," *IEEE Trans. on Inf. Theory*, vol. 19, no. 4, pp. 471–480, 1973.
- [55] D. Kobayashi, H. Yamamoto, and T. Ogawa, "Secure multiplex coding attaining channel capacity in wiretap channels," *IEEE Transactions on Information Theory*, vol. 59, no. 12, pp. 8131–8143, 2013.
- [56] K. Bhattad, K. R. Narayanan *et al.*, "Weakly secure network coding," *NetCod, Apr*, vol. 104, pp. 8–20, 2005.
- [57] M. Bellare, A. Desai, D. Pointcheval, and P. Rogaway, "Relations among notions of security for public-key encryption schemes," in *Advances in Cryptology—CRYPTO'98: 18th Annual International Cryptology Conference Santa Barbara, California, USA August 23–27, 1998 Proceedings 18*. Springer, 1998, pp. 26–45.
- [58] R. Dowsley, J. Müller-Quade, and A. C. Nascimento, "A CCA2 secure public key encryption scheme based on the McEliece assumptions in the standard model," in *Cryptographers' Track at the RSA Conference*. Springer, 2009, pp. 240–251.
- [59] I. Csiszár and J. Körner, "Broadcast channels with confidential messages," *IEEE transactions on information theory*, vol. 24, no. 3, pp. 339–348, 1978.
- [60] E. Arikan, "Channel polarization: A method for constructing capacity-achieving codes for symmetric binary-input memoryless channels," *IEEE Transactions on Information Theory*, vol. 55, no. 7, pp. 3051–3073, 2009.
- [61] C. Matt and U. Maurer, "The one-time pad revisited," in *2013 IEEE International Symposium on Information Theory*. IEEE, 2013, pp. 2706–2710.
- [62] E. M. Gabidulin, "Theory of codes with maximum rank distance," *Problemy peredachi informatsii*, vol. 21, no. 1, pp. 3–16, 1985.
- [63] R. M. Roth, "Maximum-rank array codes and their application to crisscross error correction," *IEEE transactions on Information Theory*, vol. 37, no. 2, pp. 328–336, 1991.
- [64] H. Niederreiter, "Knapsack-type cryptosystems and algebraic coding theory," *Prob. Contr. Inform. Theory*, vol. 15, no. 2, pp. 157–166, 1986.
- [65] V. M. Sidelnikov, "A public-key cryptosystem based on binary reed-muller codes," 1994.
- [66] C. Löndahl and T. Johansson, "A new version of mceliece pkc based on convolutional codes," in *Information and Communications Security: 14th International Conference, ICICS 2012, Hong Kong, China, October 29-31, 2012. Proceedings 14*. Springer, 2012, pp. 461–470.
- [67] S. H. Hassani, K. Alishahi, and R. Urbanke, "On the scaling of polar codes: II. the behavior of un-polarized channels," in *2010 IEEE International Symposium on Information Theory*. IEEE, 2010, pp. 879–883.
- [68] H.-P. Wang, T.-C. Lin, A. Vardy, and R. Gabrys, "Sub-4.7 scaling exponent of polar codes," *IEEE Transactions on Information Theory*, 2023.
- [69] H.-P. Wang, "Complexity and second moment of the mathematical theory of communication," *arXiv preprint arXiv:2107.06420*, 2021.
- [70] S. B. Korada and R. L. Urbanke, "Polar codes are optimal for lossy source coding," *IEEE Transactions on Information Theory*, vol. 56, no. 4, pp. 1751–1768, 2010.
- [71] E. Arikan and E. Telatar, "On the rate of channel polarization," in *2009 IEEE Int. Sym. on Inf. Theory*. IEEE, 2009, pp. 1493–1495.
- [72] S. Kullback, "A lower bound for discrimination information in terms of variation (corresp.)," *IEEE Trans. on Inf. Theory*, vol. 13, no. 1, pp. 126–127, 1967.
- [73] S. Watanabe and Y. Oohama, "The optimal use of rate-limited randomness in broadcast channels with confidential messages," *IEEE Transactions on Information Theory*, vol. 61, no. 2, pp. 983–995, 2014.
- [74] F. Topsøe, "Bounds for entropy and divergence for distributions over a two-element set," *J. Ineq. Pure Appl. Math*, vol. 2, no. 2, 2001.
- [75] S. Jaggi, M. Langberg, S. Katti, T. Ho, D. Katabi, and M. Médard, "Resilient network coding in the presence of byzantine adversaries," in *IEEE INFOCOM 2007-26th*. IEEE, 2007, pp. 616–624.
- [76] D. S. Lun, M. Médard, R. Koetter, and M. Effros, "On coding for reliable communication over packet networks," *Physical Communication*, vol. 1, no. 1, pp. 3–20, 2008.
- [77] R. Koetter and F. R. Kschischang, "Coding for errors and erasures in random network coding," *IEEE Trans. on Inf. Theory*, vol. 54, no. 8, pp. 3579–3591, 2008.
- [78] D. Silva, F. R. Kschischang, and R. Koetter, "A rank-metric approach to error control in random network coding," *IEEE Trans. on Inf. Theory*, vol. 54, no. 9, pp. 3951–3967, 2008.
- [79] D. Aldous, "Random walks on finite groups and rapidly mixing markov chains," in *Séminaire de Probabilités XVII 1981/82: Proceedings*. Springer, 1983, pp. 243–297.

APPENDIX A
SECURE INDIVIDUAL NON-LINEAR CODE
AGAINST IT-EVE
(PROOF OF THEOREM 2)

We give here the full secrecy and reliability analysis of the k_s -IS non-linear coding scheme (proof of Theorem 2). We assume a noiseless multipath communication system with ℓ links and an eavesdropper, IT-Eve, with access to any subset $\mathcal{W} \subset \mathcal{L}$ of the links s.t. $|\mathcal{W}| \triangleq w < \ell$. Alice wants to send ℓ confidential messages to Bob while keeping IT-Eve ignorant about any set of $k_s \leq \ell - w - \ell\epsilon$ messages individually. We

assume Alice uses the source coding scheme from Sec. IV-A and the random channel coding scheme from Sec. IV-B2. The proof provided in this section heavily relies on the proof given in Sec. VIII. In this section, we provide the additional steps required for completing the proof of Theorem 2. We start by showing the code is reliable.

A. Reliability - Non-Linear Code

The reliability of the proposed non-linear end-to-end source-channel coding schemes is a consequence of the reliability of the source and channel decoders over the ℓ rows of the source matrix and \tilde{n} columns of the message matrix.

First, in the scheme proposed, each column of the encoded message matrix is separately decoded by Bob. We bound the decoding error probability of the channel coding scheme. Recall the uniformly distributed message matrix, $\underline{M}_{\mathcal{L}}$, and its corresponding uniform distribution by $p_{U_{\underline{M}_{\mathcal{L}}}}$. We consider the optimal coupling as given in [79, Lemma 3.6], between $\underline{M}_{\mathcal{L}}$ and $\hat{M}_{\mathcal{L}}$. We denote $\varepsilon \triangleq \{\underline{M}_{\mathcal{L}} \neq \hat{M}_{\mathcal{L}}\}$. From the coupling lemma, we have that $\mathbb{P}[\varepsilon] = \mathbb{V}(p_{\underline{M}_{\mathcal{L}}}, p_{U_{\underline{M}_{\mathcal{L}}}})$. The decoded message matrix is denoted by $\hat{M}_{\mathcal{L}}$. Thus, the decoding error probability of the message matrix is given by

$$\begin{aligned} & \mathbb{P} \left[\hat{M}_{\mathcal{L}} \neq \underline{M}_{\mathcal{L}} | \underline{M}_{\mathcal{L}} = \underline{m}_{\ell} \right] \\ &= \mathbb{P} \left[\hat{M}_{\mathcal{L}} \neq \underline{M}_{\mathcal{L}} | \underline{M}_{\mathcal{L}} = \underline{m}_{\ell}, \varepsilon^C \right] \mathbb{P} [\varepsilon^C] \\ & \quad + \mathbb{P} \left[\hat{M}_{\mathcal{L}} \neq \underline{M}_{\mathcal{L}} | \underline{M}_{\mathcal{L}} = \underline{m}_{\ell}, \varepsilon \right] \mathbb{P} [\varepsilon] \\ &\leq \mathbb{P} \left[\hat{M}_{\mathcal{L}} \neq \underline{M}_{\mathcal{L}} | \underline{M}_{\mathcal{L}} = \underline{m}_{\ell}, \varepsilon^C \right] + \mathbb{P} [\varepsilon] \\ &\stackrel{(a)}{=} \mathbb{P} \left[\hat{M}_{\mathcal{L}} \neq \underline{M}_{\mathcal{L}} | \underline{M}_{\mathcal{L}} = \underline{m}_{\ell}, \varepsilon^C \right] + \mathbb{V}(p_{\underline{M}_{\mathcal{L}}}, p_{U_{\underline{M}_{\mathcal{L}}}}) \\ &\stackrel{(b)}{\leq} \mathbb{P} \left[\hat{M}_{\mathcal{L}} \neq \tilde{M}_{\mathcal{L}} | \tilde{M}_{\mathcal{L}} = \underline{m}_{\ell} \right] + \sqrt{2\tilde{n}\ell 2^{-n\beta}}, \end{aligned} \quad (37)$$

where (a) is from the coupling Lemma [79, Lemma 3.6], and (b) is from (19). The left term in (37) refers to the decoding error probability of the message matrix assuming the message distribution was entirely uniform. The decoding error probability of each column is upper bounded by $O(2^{-\ell})$ [12, Section IV]. Thus, the error probability for the entire message matrix is given by the union bound on all the columns of the message matrix

$$\mathbb{P} \left[\hat{M}_{\mathcal{L}} \neq \tilde{M}_{\mathcal{L}} | \tilde{M}_{\mathcal{L}} = \underline{m}_{\ell} \right] \leq \tilde{n} \cdot O(2^{-\ell}). \quad (38)$$

After obtaining the decoded message matrix, Bob can decode each row of the matrix separately to recover the source messages as shown in Sec. VIII-A.

Finally, we bound the total error probability for the source-channel coding scheme and obtain

$$\begin{aligned} & \mathbb{P} \left[\underline{V}_{\mathcal{L}} \neq \hat{V}_{\mathcal{L}} \right] \\ &\leq \mathbb{P} \left[\underline{V}_{\mathcal{L}} \neq \hat{V}_{\mathcal{L}} | \underline{M}_{\mathcal{L}} \neq \hat{M}_{\mathcal{L}} \right] \mathbb{P} \left[\underline{M}_{\mathcal{L}} \neq \hat{M}_{\mathcal{L}} \right] \\ & \quad + \mathbb{P} \left[\underline{V}_{\mathcal{L}} \neq \hat{V}_{\mathcal{L}} | \underline{M}_{\mathcal{L}} = \hat{M}_{\mathcal{L}} \right] \mathbb{P} \left[\underline{M}_{\mathcal{L}} = \hat{M}_{\mathcal{L}} \right] \\ &\leq \mathbb{P} \left[\underline{M}_{\mathcal{L}} \neq \hat{M}_{\mathcal{L}} \right] \\ & \quad + \mathbb{P} \left[\underline{V}_{\mathcal{L}} \neq \hat{V}_{\mathcal{L}} | \underline{M}_{\mathcal{L}} = \hat{M}_{\mathcal{L}} \right] \end{aligned}$$

$$\stackrel{(a)}{\leq} \tilde{n}O(2^{-\ell}) + \sqrt{2\tilde{n}\ell 2^{-n\beta}} + \ell 2^{-n\beta},$$

where (a) is given by (37), (38), and (14).

By requiring ℓ to be lower bounded by $\omega(\log \tilde{n})$, the expression $\tilde{n}O(2^{-\ell})$ becomes negligible. In addition, requiring ℓ to be upper bounded by $o(2^{n\beta}/\tilde{n})$, the expression $\sqrt{2\tilde{n}\ell 2^{-n\beta}} + \ell 2^{-n\beta}$ becomes negligible as well. By choosing ℓ that upholds both bounds the decoding error probability becomes negligible.

B. Information Leakage - Non-Linear Code

We start by recalling equations (15)-(18) which hold regardless of the underlined channel code. The upper bound for expressions (16) and (18) that was given in Sec. VIII-B holds for the non-linear channel code as it does not depend on the structure of the code. However, (17), represents exactly the information leakage of the non-linear code given uniformly distributed input messages. Thus, the bound provided for this expression in Sec. VIII-B does not hold for the non-linear code. We now bound (17), thus we have

$$\begin{aligned} & \mathbb{V} \left(\tilde{p}_{Z_{\mathcal{W}} | \underline{M}_{\mathcal{K}_s}}, \tilde{p}_{Z_{\mathcal{W}}} \right) \\ &= \sum_{z_w} \left| \tilde{p}_{Z_{\mathcal{W}} | \underline{M}_{\mathcal{K}_s}}(z_w | \underline{m}_{k_s}) - \tilde{p}_{Z_{\mathcal{W}}}(z_w) \right| \\ &\stackrel{(a)}{=} \sum_{z_w} \left| \prod_{j=1}^{\tilde{n}} \tilde{p}_{Z_{\mathcal{W}}^{(j)} | \underline{M}_{\mathcal{K}_s}^{(j)}}(z^{(j)} | \underline{m}_{k_s}^{(j)}) - \prod_{j=1}^{\tilde{n}} \tilde{p}_{Z_{\mathcal{W}}^{(j)}}(z^{(j)}) \right| \\ &\stackrel{(b)}{\leq} \sum_{z_w} \sum_{j=1}^{\tilde{n}} \left| \tilde{p}_{Z_{\mathcal{W}}^{(j)} | \underline{M}_{\mathcal{K}_s}^{(j)}}(z^{(j)} | \underline{m}_{k_s}^{(j)}) - \tilde{p}_{Z_{\mathcal{W}}^{(j)}}(z^{(j)}) \right| \cdot \\ & \quad \prod_{q=1}^{j-1} \tilde{p}_{Z_{\mathcal{W}}^{(q)} | \underline{M}_{\mathcal{K}_s}^{(q)}}(z^{(q)} | \underline{m}_{k_s}^{(q)}) \cdot \prod_{k=j+1}^{\tilde{n}} \tilde{p}_{Z_{\mathcal{W}}^{(k)}}(z^{(k)}) \\ &\stackrel{(c)}{=} \sum_{j=1}^{\tilde{n}} \sum_{z^{(j)}} \left| \tilde{p}_{Z_{\mathcal{W}}^{(j)} | \underline{M}_{\mathcal{K}_s}^{(j)}}(z^{(j)} | \underline{m}_{k_s}^{(j)}) - \tilde{p}_{Z_{\mathcal{W}}^{(j)}}(z^{(j)}) \right| \cdot \\ & \quad \sum_{\hat{z}^{(j)}} \prod_{q=1}^{j-1} \tilde{p}_{Z_{\mathcal{W}}^{(q)} | \underline{M}_{\mathcal{K}_s}^{(q)}}(z^{(q)} | \underline{m}_{k_s}^{(q)}) \cdot \prod_{k=i+1}^{\tilde{n}} \tilde{p}_{Z_{\mathcal{W}}^{(k)}}(z^{(k)}) \\ &= \sum_{j=1}^{\tilde{n}} \sum_{z^{(j)}} \left| \tilde{p}_{Z_{\mathcal{W}}^{(j)} | \underline{M}_{\mathcal{K}_s}^{(j)}}(z^{(j)} | \underline{m}_{k_s}^{(j)}) - \tilde{p}_{Z_{\mathcal{W}}^{(j)}}(z^{(j)}) \right| \stackrel{(d)}{\leq} \tilde{n}\ell^{-\frac{t}{2}}, \end{aligned} \quad (39)$$

where (a) holds since $\tilde{p}_{Z_{\mathcal{W}} | \underline{M}_{\mathcal{K}_s}}$ and $\tilde{p}_{Z_{\mathcal{W}}}$ are induced from a completely uniform distribution, and (b) holds from [70, Telescoping Expansion]. (c) is from denoting $\hat{z}^{(j)} = (z^{(1)}, \dots, z^{(j-1)}, z^{(j+1)}, \dots, z^{(\tilde{n})})$. (d) holds according to [12, Theorem 1], by choosing $k_s \leq \ell - w - \ell\epsilon$, and $\ell\epsilon = \lceil t \log \ell \rceil$ for $t \geq 1$.

Now, we return to (15). By substituting (16)-(18) with (19) and (39), we show that

$$\mathbb{V} \left(p_{Z_{\mathcal{W}} | \underline{M}_{\mathcal{K}_s} = \underline{m}_{k_s}}, p_{Z_{\mathcal{W}}} \right) \leq \tilde{n}\ell^{-\frac{t}{2}} + 2\sqrt{2\ell\tilde{n}2^{-n\beta}}. \quad (40)$$

We have shown that the non-linear channel coding scheme employed on $\underline{M}_{\mathcal{L}}$ is k_s -IS. To conclude the proof we bound $\mathbb{V}\left(p_{Z_{\mathcal{W}}|\underline{V}_{\mathcal{K}_s}=\underline{v}_{k_s}}, p_{Z_{\mathcal{W}}}\right)$ similarly as in (23) and obtain

$$\begin{aligned} & \mathbb{V}\left(p_{Z_{\mathcal{W}}|\underline{V}_{\mathcal{K}_s}=\underline{v}_{k_s}}, p_{Z_{\mathcal{W}}}\right) \\ &= \sum_{\underline{m}_{\mathcal{K}_s}} p_{\underline{M}_{\mathcal{K}_s}|\underline{V}_{\mathcal{K}_s}(\underline{m}_{\mathcal{K}_s}|\underline{v}_{k_s})} \cdot \mathbb{V}\left(p_{Z_{\mathcal{W}}|\underline{M}_{\mathcal{K}_s}=\underline{m}_{\mathcal{K}_s}}, p_{Z_{\mathcal{W}}}\right) \\ &\stackrel{(a)}{\leq} \tilde{n}\ell^{-\frac{t}{2}} + 2\sqrt{2\ell\tilde{n}2^{-n^\beta}}, \end{aligned}$$

where (a) is from (40). For the information leakage to be negligible, we give an upper and lower bound to ℓ compared to n . ℓ is lower bounded by $\omega(\tilde{n}^{\frac{2}{t}})$, s.t. the expression $\tilde{n}\ell^{-\frac{t}{2}}$ is negligible. In addition, ℓ is upper bounded by $o\left(2^{n^\beta}/\tilde{n}\right)$, s.t. the expression $2\sqrt{2\ell\tilde{n}2^{-n^\beta}}$ is negligible. By choosing ℓ upholding both bounds, the information leakage to IT-Eve becomes negligible. This holds for any set of $\mathcal{K}_s \subset \mathcal{L}$ source messages, thus the non-linear code is k_s -IS.

APPENDIX B PARTIAL ENCRYPTION AGAINST CRYPTO-EVE WITH NON-LINEAR CODE (PROOF OF THEOREM 6)

We give here the full security proof of Theorem 6. We aim to show that each column $j \in \{1, \dots, \tilde{n}\}$ of the message matrix $\underline{M}_{\mathcal{L}}$ is ISS-CCA1. The proof given in this section follows similar techniques and arguments as the proof showed in Sec. X. However, since the IS channel code in this section is changed to a non-linear code, there are some differences in the proof that require revision. In this section, we will pinpoint those differences and update the proof according to the characteristics of the non-linear code.

Alice and Crypto-Eve start playing the game as defined in [37, definition 4]. First, using the security parameter c , the public and secret keys are created (p_c, s_c) . The game is played as described in Sec. VIII expect: 1) The messages $M_{i^*,1}$ and $M_{i^*,2}$ chosen by Alice are from \mathbb{F}_2 . 2) The encryption algorithms used by Alice are $Crypt_1$ and $Crypt_2$ given in (10) and (11) respectively.

Upon receiving the ciphertext, $\kappa = Crypt_2(M_h^\ell(j))$, Crypto-Eve tries to guess h , which represents the bin in the codebook where the codeword resides. Recall the sets \mathcal{B}_1 and \mathcal{B}_2 from Sec. X. It was shown in [12, Sec. IV] that with high probability, the number of remaining possible codewords per bin deviates between $(1 - \epsilon')2^{\ell\epsilon} \leq |\mathcal{B}_1|, |\mathcal{B}_2| \leq (1 + \epsilon')2^{\ell\epsilon}$ for some $\epsilon' > 0$ and $\ell\epsilon$ s.t. $k_s = \ell - w - \ell\epsilon = c - \ell\epsilon$. We note that for the non-linear code, the sizes of the sets \mathcal{B}_1 and \mathcal{B}_2 are not necessarily equal as they are for the linear code.

We assume the best possible scenario for Crypt-Eve s.t.: 1) The number of possible codewords remaining in bin 1 is as high as possible where the number of possible codewords remaining in bin 2 is as low as possible, $|\mathcal{B}_1| \geq |\mathcal{B}_2|$, 2) the induced probability of the codewords from bin 1 is as high as possible while the induced probability of the codewords from bin 2 is as low as possible, and 3) the advantage Crypto-Eve has from $Crypt_1$ is the highest possible.

We start by bounding the maximum and minimum possible probabilities of the codewords in \mathcal{B}_1 and \mathcal{B}_2 . We recall the probabilities p_{max} and p_{min} which were introduced in Sec. X. Since the non-linear code operates over \mathbb{F}_2 , using the notations from Sec. X, we have

$$p(M_{k_w} = m_{k_w}) = \prod_{i=1}^{k_w} p(M_{k_w,i} = m_{k_w,i}),$$

From (1), we conclude that

$$H(m_{k_w,i}) \geq H\left(m_{k_w,i} | m_{k_w,i}^{j-1}\right) \geq 1 - \delta_n,$$

where $m_{k_w,i}^{j-1} = (m_{k_w,i}(1), \dots, m_{k_w,i}(j-1))$ are the bits in columns 1 to $j-1$ of the i -th row in the message matrix. By taking $\zeta \in (0, \frac{1}{2})$ s.t. $H(\frac{1}{2} - \zeta) = H(\frac{1}{2} + \zeta) = 1 - \delta_n$, and using (30) we bound p_{min} and p_{max}

$$p_{min} \triangleq \left(\frac{1}{2} - \zeta\right)^{k_w} \leq p(m_{k_w}) \leq \left(\frac{1}{2} + \zeta\right)^{k_w} \triangleq p_{max}.$$

Now, we give the probability for some codeword from the set $\mathcal{B}_1 \cup \mathcal{B}_2$. We denote the codeword by $\alpha \in \mathcal{B}_1 \cup \mathcal{B}_2$. The probability for α is

$$\mathbb{P}[\alpha | \alpha \in \mathcal{B}_1 \cup \mathcal{B}_2] = \begin{cases} \frac{p_{max}}{|\mathcal{B}_1| \cdot p_{max} + |\mathcal{B}_2| \cdot p_{min}} & \text{if } \alpha \in \mathcal{B}_1 \\ \frac{p_{min}}{|\mathcal{B}_1| \cdot p_{max} + |\mathcal{B}_2| \cdot p_{min}} & \text{if } \alpha \in \mathcal{B}_2 \end{cases}. \quad (41)$$

From (41), we conclude that the probability for a codeword α to be from the set \mathcal{B}_1 is

$$\mathbb{P}[\alpha \in \mathcal{B}_1 | \alpha \in \mathcal{B}_1 \cup \mathcal{B}_2] = \frac{|\mathcal{B}_1| \cdot p_{max}}{|\mathcal{B}_1| \cdot p_{max} + |\mathcal{B}_2| \cdot p_{min}}. \quad (42)$$

We consider the function $f: \{\mathcal{B}_1 \cup \mathcal{B}_2\} \rightarrow \{1, 2\}$, as given in (33). Since $Crypt_1$ is SS-CCA1, we conclude

$$\mathbb{P}[M_{i^*,1}] = \mathbb{P}[\alpha \in \mathcal{B}_1] + \epsilon_{ss-cca1}, \quad (43)$$

where $\epsilon_{ss-cca1}$ is a negligible function in c s.t. $\epsilon_{ss-cca1} \leq \frac{1}{c^d}$. Thus, by substituting (42) into (43), we have

$$\begin{aligned} \mathbb{P}[M_{i^*,1}] - \frac{1}{2} &= \mathbb{P}[\alpha \in \mathcal{B}_1] + \epsilon_{ss-cca1} - \frac{1}{2} \\ &= \frac{|\mathcal{B}_1| \cdot p_{max} - |\mathcal{B}_2| \cdot p_{min}}{|\mathcal{B}_1| \cdot p_{max} + |\mathcal{B}_2| \cdot p_{min}} + \frac{1}{c^d}. \end{aligned} \quad (44)$$

We focus on bounding the left term of (44)

$$\begin{aligned} & \frac{|\mathcal{B}_1| \cdot p_{max} - |\mathcal{B}_2| \cdot p_{min}}{|\mathcal{B}_1| \cdot p_{max} + |\mathcal{B}_2| \cdot p_{min}} \\ &\stackrel{(a)}{=} \frac{(1 + \epsilon')2^{\ell\epsilon} p_{max} - (1 - \epsilon')2^{\ell\epsilon} p_{min}}{(1 + \epsilon')2^{\ell\epsilon} p_{max} + (1 - \epsilon')2^{\ell\epsilon} p_{min}} \\ &= \frac{1}{\frac{p_{max} + p_{min}}{p_{max} - p_{min}} + \epsilon'} + \frac{1}{\frac{p_{max} - p_{min}}{p_{max} + p_{min}} + \frac{1}{\epsilon'}}, \end{aligned} \quad (45)$$

where (a) is from the assumption that $|\mathcal{B}_1| = (1 + \epsilon') \cdot 2^{\ell\epsilon}$ and $|\mathcal{B}_2| = (1 - \epsilon') \cdot 2^{\ell\epsilon}$. To bound the term $\frac{p_{max} - p_{min}}{p_{max} + p_{min}}$ from (45) we use the result in (36) and obtain

$$\frac{p_{max} - p_{min}}{p_{max} + p_{min}} < 2^{\frac{3}{2}} 2^{-\frac{n^\beta}{2}} k_w. \quad (46)$$

By choosing $l \leq \frac{n^\beta}{2^{2(t+1)}}$ s.t. $\ell\epsilon = \lceil t \log \ell \rceil$, for any $t \geq 1$, we have that $2^{\frac{3}{2}} 2^{-\frac{n^\beta}{2}} k_w < 2^{\frac{3}{2}} \ell^{-t}$.

By substituting (46) into (45) and taking $\epsilon' = \ell^{-t}$ [12], it can be shown that for every d' Crypto-Eve's advantage can be made smaller than $\frac{1}{c^{d'}}$ by choosing an appropriate d , large enough ℓ s.t. $\ell \leq 2^{\frac{n\beta}{2(t+1)}}$ and taking $t = \log \ell$. Thus, we conclude the proof for Theorem 6.

APPENDIX C
PROOF OF COROLLARY 1

In this section, we provide a proof for Corollary 1. From Crypto-Eve's observation of the ciphertext κ , she can reduce the number of possible codewords to $2^{\mu(\ell-w)}$ over all the cosets. The process of reducing the codewords depends only on Crypto-Eve's observations and is independent of the distribution of the messages. Thus, we consider a uniform distribution of the messages to count the number of possible remaining codewords per coset. Now, it remains to show the number of codewords per coset is equal for all cosets. In [12, Sec. VI] it was shown that the information leakage of the linear IS code is 0, i.e., $I(\underline{M}_{\mathcal{K}_s}^{(j)}; \underline{Z}_{\mathcal{W}}^{(j)}) = 0$ for all $1 \leq j \leq \lceil \tilde{n}/\mu \rceil$. It can also be shown that

$$\begin{aligned} I(\underline{M}_{\mathcal{K}_s}^{(j)}; \underline{Z}_{\mathcal{W}}^{(j)}) &= I(\underline{M}_{\mathcal{K}_s}^{(j)}, \underline{X}_{\mathcal{L}}^{(j)}; \underline{Z}_{\mathcal{W}}^{(j)}) - I(\underline{X}_{\mathcal{L}}^{(j)}; \underline{Z}_{\mathcal{W}}^{(j)} | \underline{M}_{\mathcal{K}_s}^{(j)}) \\ &\stackrel{(a)}{=} H(\underline{Z}_{\mathcal{W}}^{(j)}) - H(\underline{X}_{\mathcal{L}}^{(j)} | \underline{M}_{\mathcal{K}_s}^{(j)}) + H(\underline{X}_{\mathcal{L}}^{(j)} | \underline{M}_{\mathcal{K}_s}^{(j)}, \underline{Z}_{\mathcal{W}}^{(j)}), \end{aligned} \quad (47)$$

where (a) is since $H(\underline{Z}_{\mathcal{W}}^{(j)} | \underline{X}_{\mathcal{L}}^{(j)}, \underline{M}_{\mathcal{K}_s}^{(j)}) = 0$, as $\underline{Z}_{\mathcal{W}}^{(j)}$ is a subset of $\underline{X}_{\mathcal{L}}^{(j)}$ and the channel is noiseless. From (47) we conclude that

$$H(\underline{X}_{\mathcal{L}}^{(j)} | \underline{M}_{\mathcal{K}_s}^{(j)}, \underline{Z}_{\mathcal{W}}^{(j)}) = H(\underline{X}_{\mathcal{L}}^{(j)} | \underline{M}_{\mathcal{K}_s}^{(j)}) - H(\underline{Z}_{\mathcal{W}}^{(j)}). \quad (48)$$

The linear IS code is a one-to-one mapping between messages of size ℓ over the extension field \mathbb{F}_{2^μ} , thus we have that $H(\underline{Z}^{(j)}) = \mu w$. We note that this result holds since the codebook construction is independent of the message distribution. Additionally,

$$\begin{aligned} &H(\underline{X}_{\mathcal{L}}^{(j)} | \underline{M}_{\mathcal{K}_s}^{(j)}) \\ &= H(\underline{M}_{\mathcal{W}}^{(j)} | \underline{M}_{\mathcal{K}_s}^{(j)}) + H(\underline{X}_{\mathcal{L}}^{(j)} | \underline{M}_{\mathcal{K}_s}^{(j)}, \underline{M}_{\mathcal{W}}^{(j)}) \\ &\quad - H(\underline{M}_{\mathcal{W}}^{(j)} | \underline{X}_{\mathcal{L}}^{(j)}, \underline{M}_{\mathcal{K}_s}^{(j)}) \\ &\stackrel{(a)}{=} \mu w + H(\underline{X}_{\mathcal{L}}^{(j)} | \underline{M}_{\mathcal{K}_s}^{(j)}, \underline{M}_{\mathcal{W}}^{(j)}) - H(\underline{M}_{\mathcal{W}}^{(j)} | \underline{X}_{\mathcal{L}}^{(j)}, \underline{M}_{\mathcal{K}_s}^{(j)}) \\ &\stackrel{(b)}{=} \mu w + \mu(\ell - w - k_s) - H(\underline{M}_{\mathcal{W}}^{(j)} | \underline{X}_{\mathcal{L}}^{(j)}, \underline{M}_{\mathcal{K}_s}^{(j)}) \\ &\stackrel{(c)}{=} \mu(\ell - k_s), \end{aligned} \quad (49)$$

where (a) is since $\underline{M}_{\mathcal{W}}^{(j)}$ is independent of $\underline{M}_{\mathcal{K}_s}^{(j)}$. (b) and (c) are since there is a one-to-one mapping between the entire message, $\underline{M}_{\mathcal{L}}^{(j)}$, to the codeword $\underline{X}_{\mathcal{L}}^{(j)}$. Thus, by substituting (49) into (48) we conclude

$$H(\underline{X}_{\mathcal{L}}^{(j)} | \underline{M}_{\mathcal{K}_s}^{(j)}, \underline{Z}_{\mathcal{W}}^{(j)}) = \mu(\ell - w - k_s).$$

Namely, if Crypto-Eve knows the number of the coset where the codeword resides, $\underline{M}_{\mathcal{K}_s}^{(j)}$ then the number of possible codewords inside this coset is $2^{\mu(\ell-w-k_s)}$. This is true for all values of $\underline{M}_{\mathcal{K}_s}^{(j)}$, thus the number of possible codewords per coset is the same and it is $2^{\mu(\ell-w-k_s)}$. From this we conclude that $|\mathcal{B}_1| = |\mathcal{B}_2|$. We note that by taking $k_s = \ell - w$, we obtain $|\mathcal{B}_1| = |\mathcal{B}_2| = 1$.