

# Dynamics of disordered quantum systems with two- and three-dimensional tensor networks

Joseph Tindall,<sup>1</sup> Antonio Francesco Mello,<sup>1,2</sup> Matthew Fishman,<sup>1</sup> E. Miles Stoudenmire,<sup>1</sup> and Dries Sels<sup>1,3</sup>

<sup>1</sup>*Center for Computational Quantum Physics, Flatiron Institute, New York, New York 10010, USA*

<sup>2</sup>*International School for Advanced Studies (SISSA), via Bonomea 265, 34136 Trieste, Italy*

<sup>3</sup>*Center for Quantum Phenomena, Department of Physics,  
New York University, 726 Broadway, New York, NY, 10003, USA*

(Dated: March 11, 2025)

Quantum spin glasses form a good testbed for studying the performance of various quantum annealing and optimization algorithms. In this work we show how two- and three-dimensional tensor networks can accurately and efficiently simulate the quantum annealing dynamics of Ising spin glasses on a range of lattices. Such dynamics were recently simulated using D-Wave’s Advantage2 system [arXiv:2403.00910] and, following extensive comparisons to existing numerical methods, claimed to be beyond the reach of classical computation. Here we show that by evolving lattice-specific tensor networks with simple belief propagation to keep up with the entanglement generated during the time evolution and then extracting expectation values with more sophisticated variants of belief propagation, state-of-the-art accuracies can be reached with modest computational resources. The scalability of our simulations allows us to verify the universal physics present in the system and extract a value for the associated Kibble-Zurek exponent which agrees with recent values obtained in literature. Our results demonstrate that tensor networks are a viable approach for simulating large scale quantum dynamics in two and three dimensions on classical computers, and algorithmic advancements are expected to expand their applicability going forward.

## INTRODUCTION

Accurately simulating the dynamics of many-body quantum systems in two and three dimensions is one of the grand challenges of physics research. Dynamical simulations are fundamental for understanding the non-equilibrium correlated states of matter which emerge on transient timescales and are routinely being realized in quantum devices thanks to steady progress in quantum technologies [1–7].

While a wide variety of classical computational methods have been proposed for simulating non-equilibrium quantum systems [8–16], these methods often suffer from severe bottlenecks which, in tandem with the intrinsic entanglement growth present in dynamical quantum systems, make them difficult to scale up. Variational ansätze such as neural quantum states (NQS), for instance, can be dynamically evolved using time-dependent variational Monte Carlo via inversion of the quantum geometric tensor. This inversion raises numerical stability issues which limit the timescale to which one can evolve the system [17]. The intrinsic one-dimensional structure of matrix product states (MPS), meanwhile, typically makes them a poor ansatz for large, correlated, two- and three-dimensional systems, while higher-dimensional tensor networks often require costly computational methods for optimization and contraction, limiting the amount of entanglement that can be captured.

These difficulties suggest that controllable quantum devices, such as digital quantum processors or quantum annealers, may be the best tools for accurately performing scalable quantum simulations, despite their inherent noise. A number of notable experiments have put forward evidence to this effect [18–21]. These experiments, how-

ever, either consider random unitary evolution — whose physical significance is unclear — or have turned out to be more tractable with classical computational approaches than they first appeared [22–25].

Recently, the dynamics of a glassy quantum annealing process was faithfully realized on D-Wave’s latest Advantage quantum computer on a range of two, three, and infinite dimensional lattice structures [19]. A relatively exhaustive comparison to a range of variational classical simulation methods was performed—including the aforementioned ansätze like neural quantum states, matrix product states, and projected entangled pair states (PEPS). The computational difficulties that are present in these methods for large, high-dimensional systems were apparent and led to the conclusion that classical methods required exponential resources in the system size. Thus the quantum device held computational “quantum advantage” over them—a long sought-after goal in quantum simulation. To highlight that the device could be used at scale, Kibble-Zurek exponents associated with the non-adiabatic dynamics in the vicinity of the spin glass transition were extracted.

In this work we adopt a belief propagation (BP)-based approach to show that the quantum dynamics of Ising spin glasses can be performed efficiently and accurately with tensor networks whose structure matches the underlying lattice. Specifically, we simulate the same glassy two- and three-dimensional systems as in Ref. [19] and show that state-of-the-art accuracies can be achieved with resources which, for a given annealing time, scale only linearly in the system size and are readily available with current classical computing hardware. In the case of cylindrical and diamond lattices our simulations reach accuracies well beyond those of the quantum annealer

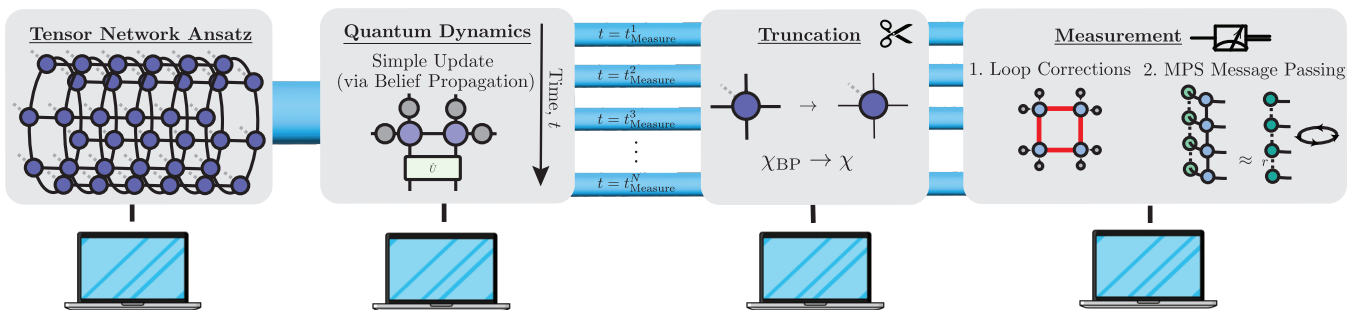


FIG. 1. Fully classical approach to simulating the quantum dynamics of a locally interacting system. In this work, we apply this to simulate the correlated, glassy dynamics induced by the Hamiltonian in Eq. (1) on cylindrical, dimerized cubic, and diamond cubic lattices. The wavefunction is encoded in a tensor network whose structure matches the system’s underlying geometry. This state, with maximum bond dimension  $\chi_{BP}$ , is time evolved via a belief propagation-based simple update scheme whose efficiency is fundamental for capturing the large entanglement growth and keeping the wavefunction on the correct trajectory given bounded computational resources. Measurements of local and non-local observables are taken intermittently at designated measurement times via corrections of belief propagation such as loop corrections or, if the underlying lattice is planar or nearly planar, MPS message passing. If necessary, a truncation is performed via belief propagation prior to this measurement to enable the efficient use of these more controlled contraction schemes.

for large system sizes, while in the case of the dimerized cubic lattice the accuracies are comparable.

Our approach utilizes a BP-based simple update algorithm during the evolution [26–28]. Once the evolution is complete, controlled or corrected variants of BP are used to measure observables accurately. If the bond dimension of the state is too high to efficiently use these methods, we perform a final truncation based on BP to a more affordable bond dimension. Fig. 1 illustrates the computational process. The simple update scheme allows us to capture the large entanglement growth associated with the dynamics and avoids the pitfalls associated with a more expensive update scheme which can limit the bond dimension and cause the wavefunction to stray too far from its true trajectory. In contrast, the corrected variants of BP we used, based on correlated MPS message passing and loop corrections, can be used to efficiently and accurately measure arbitrary non-local observables in finite systems.

Our simulations scale up and accurately reproduce the universal physics expected when dynamically crossing a phase transition, allowing us to extract the associated Kibble-Zurek exponent in agreement with literature. This demonstrates that classical tensor network methods, when used effectively, are far more capable of simulating 2D and 3D quantum dynamics problems than previously expected and we anticipate future success in applying the methodology of this paper, along with other expected algorithmic advances, to simulate the dynamics of other locally interacting systems.

## MODEL AND METHODOLOGY

*Model* - We consider the quantum dynamics induced by the following time-dependent Hamiltonian

$$H(s) = \Gamma(s) \sum_{\langle i,j \rangle} J_{ij} \sigma_i^z \sigma_j^z + \mathcal{J}(s) \sum_{i \in \Lambda} \sigma_i^x, \quad (1)$$

where  $s = \frac{t}{t_a}$  is a renormalized time parameter,  $t_a$  is the total annealing time,  $\Gamma(s)$  and  $\mathcal{J}(s)$  are functions set by an annealing schedule, and  $\{J_{ij}\}$  are a set of couplings between the nearest neighbors of the underlying lattice  $\Lambda$ . We consider “high-precision” couplings drawn independently and uniformly from the set of all binary fractions  $a/128$  with  $a \in \mathbb{Z}$  and  $-128 \leq a \leq 128$ , although the choice of distribution does not have a qualitative affect on the conclusions of this work. We use the same annealing schedule as was used for benchmarking in Ref. [19].

We consider a quench starting from the ground state of  $H(0)$  from  $s = 0$  ( $t = 0$ ) to time  $s = 1$  ( $t = t_a$ ), with the total annealing time  $t_a$  controlling the adiabaticity of the evolution. At time  $s = 1$  we calculate two-point correlators  $\langle \sigma_i^z \sigma_j^z \rangle$  for both local and non-local pairs of qubits in the lattice, building up a picture of the correlation length in the system and the spin glass order induced by the couplings  $J_{ij}$ .

*Method* - To model the quench we adopt a classical simulation approach which is illustrated in Fig. 1 and which we describe here. We use a tensor network ansatz for the many-body wavefunction whose structure reflects the underlying lattice. In this work we focus on three lattices: cylindrical, diamond cubic, and dimerized cubic, which were also considered in Ref. [19]. In the case of the dimerized cubic lattice we use a tensor network where the spins in a dimer are paired together into a single tensor with two physical indices, creating a regular, cubic lattice

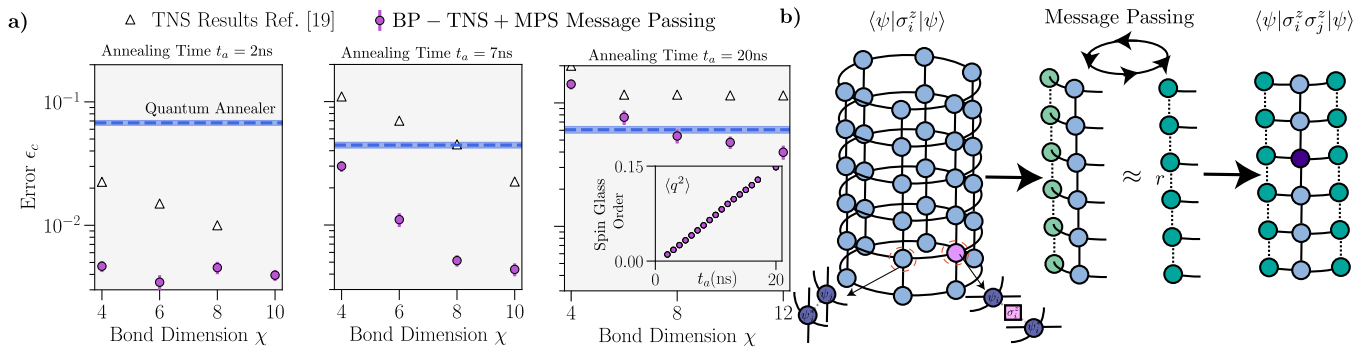


FIG. 2. **a)** Error  $\epsilon_c$  — see Eq. 2 — from two-dimensional tensor network simulations of a glassy quantum annealing protocol on an  $8 \times 8$  cylindrical lattice. The same  $N = 20$  disorder realization are used as in Ref. [19]. Error bars correspond to double the standard error on the mean. To obtain our results (orchid data points) we run a BP-based evolution protocol of the Trotterized circuit with a maximum bond dimension  $\chi_{\text{BP}} = 32$  and truncate down, with BP, to a final state of bond dimension  $\chi$  before using cylindrical MPS message passing with a MPS rank of  $r = 2\chi$  to calculate  $\langle \sigma_i^z \sigma_j^z \rangle \forall i, j$ . The blue dotted line is the average error from the D-Wave Advantage2 quantum annealer, where the shaded region represents  $\pm 2\sigma/\sqrt{N}$  and the white markers represent the average error from the 2D TNS simulation in Ref. [19]. The inset shows the value for the spin glass order parameter  $\langle q^2 \rangle$  versus annealing time for a single disorder instance computed with BP-TNS. **b)** Schematic visualization of the cylindrical MPS message passing method to efficiently compute the two point correlators  $\langle \sigma_i^z \sigma_j^z \rangle$  associated with  $|\psi\rangle$ . The operator  $\sigma_i^z$  is inserted into  $\langle \psi | \psi \rangle$  and boundary MPS is run around the cylinder a finite number of times until convergence. All two point correlators  $\langle \sigma_i^z \sigma_j^z \rangle$  with  $i$  fixed can then be computed in  $\mathcal{O}(L)$  time, where  $L$  is the total number of spins.

tensor network [29].

In order to apply gates to a tensor network and extract information from it (e.g. measure observables) it is in general necessary to take the derivative of the tensor network representing the norm of the wave function  $\langle \psi | \psi \rangle$  with respect to some subset of the tensors in  $|\psi\rangle$  and their conjugates. The resulting tensors are commonly called “environments” in the literature. When the original network  $|\psi\rangle$  contains loops the contractions necessary to compute derivatives are not efficiently computable in general [30, 31] and an approximate, ‘low-rank’ form for the derivatives must be found instead.

When applying nearest-neighbor gates (which, in the present case, stem from a second-order Trotterization of the propagator over a short time period  $\delta t$ ) we use standard BP-based message passing to find an approximate separable (i.e. rank-1) form for this derivative and truncate the virtual bonds conditioned on this approximation [27, 28] — which is the same approximation as in the widely used simple update gate application algorithm [26, 32, 33]. While in a loopy network this can lead to an uncontrolled, biased truncation of the virtual bond, the BP-based simple update method is extremely efficient compared to more controlled update methods [34, 35] yet still has the property that when no truncation is performed there is no error in the application of the gate (see the Methods section for technical details and the scaling of the algorithm). We find that the efficiency of the BP method is fundamental for keeping up with the entanglement generated by the annealing circuits studied in this work and thus for maintaining a low overall truncation error given the computational resources available to us [36].

Once the entire evolution has been simulated, we apply

more controlled contraction methods to measure observables. We find such methods are necessary to handle the small loop sizes in the lattices studied and that standard BP contraction—which has recently been shown to be successful for annealing on tree-like systems [37]—is not sufficiently accurate. If the bond dimension of the network following evolution is too high to apply the controlled methods, we perform a truncation of the virtual bonds of the network down to a more affordable one by truncating using the final BP messages [28].

The first of the controlled contraction methods we use is our adaptation of the well-established boundary matrix product state algorithm [34, 38] which, conventionally, optimizes a correlated matrix product state (MPS) to represent sequential contractions of rows or columns of a square-lattice tensor network. Here, we use a one-site fitting routine for optimal efficiency and have adapted the method to work on *any* tensor network which, upon appropriate grouping of the tensors, forms an open boundary or half-periodic planar lattice. In this work we focus on a cylindrical tensor network (see Fig. 2a) with the matrix product states passed as “messages” iteratively around the cylinder until convergence. This is very much in the spirit of the classic BP message passing algorithm but with MPS messages and thus we refer to it as MPS message passing—see also Ref. [39] which introduces a related hybridization of the boundary MPS and BP algorithms. In the Methods section and Fig. 2 we show how, for a fixed TNS bond dimension and MPS rank, we can use the MPS message passing method on each member of the set of tensor networks  $\{ \langle \psi | \sigma_1^z | \psi \rangle, \langle \psi | \sigma_2^z | \psi \rangle, \dots, \langle \psi | \sigma_L^z | \psi \rangle \}$  to compute all  $\frac{L(L-1)}{2}$  two point correlators  $\langle \sigma_i^z \sigma_j^z \rangle$  in  $\mathcal{O}(L^2)$  time, where  $L$  is

the number of spins.

The second controlled contraction method we use can be applied to any lattice structure and builds off of the recently introduced loop-corrected BP algorithm [40] to approximate the contraction of the tensor network  $\langle \psi | \sigma_i^z \sigma_j^z | \psi \rangle$ . Loop-corrected BP involves viewing the contraction of the tensor network as a sum over “configurations”, where a configuration is generated by placing either the projector  $\mathcal{P}_e$  into the BP subspace (formed from the outer product of the relevant message tensors) or its antiprojector  $\mathbb{I} - \mathcal{P}_e$  on each of the edges  $e$  of the network. The sum can then be approximated by adding up configurations which contain a maximum number  $l_{\max}$  of antiprojectors. In the Methods section we describe how we efficiently compute and contract the nonzero configurations of any tensor network with  $l \leq l_{\max}$  in  $\mathcal{O}(L)$  time using a well-established algorithm for counting small loops in finite graphs [41, 42].

## RESULTS

We first compare our simulation results to ground truth values obtained using a one-dimensional MPS ansatz and the time dependent variational principle (TDVP) algorithm [43, 44]. For sufficiently small systems, MPS methods can be used to controllably and accurately compute the time evolution and any desired observables and thus serves as an ideal benchmarking method.

We utilize the same error metric as in Ref. [19]

$$\epsilon_c = \sqrt{\frac{\sum_{i>j} (c_{ij} - \tilde{c}_{ij})^2}{\sum_{i>j} \tilde{c}_{ij}^2}}, \quad (2)$$

where  $c_{ij} = \langle \sigma_i^z \sigma_j^z \rangle$  is computed from our simulations and  $\tilde{c}_{ij}$  denotes the corresponding ground truth values from a converged MPS simulation. The bond dimension required for the MPS approach to achieve fixed accuracy, however, scales exponentially with system size in two- and three-dimensional setups — meaning it cannot be used at scale.

In Fig. 2 we show our results from a cylindrical tensor network of size  $8 \times 8$  for several different annealing times. There, we use a maximum bond dimension of  $\chi_{\text{BP}} = 32$  for the simple BP-based time evolution protocol and then truncate the tensor network down to the final bond dimension  $\chi$  with BP and perform MPS message passing with MPS rank  $r = 2\chi$  to obtain all two-point observables. We observe markedly lower errors compared to the 2D-TNS results from Ref. [19] and a noticeably lower error than the quantum annealer when using a sufficiently large  $\chi$ , even for the longest quench time  $t_a = 20\text{ns}$ . We believe the explanation is that the extensive two-dimensional tensor network simulations performed in Ref. [19] were limited in bond dimension during the evolution due to the use of more sophisticated,

computationally expensive gate application methods. By solely using BP simple update during the evolution we are able to reach a much larger bond dimension  $\chi_{\text{BP}}$  and keep up with the entanglement generated during the quench before truncating the final state at the end. In the Appendix we show explicitly how a significant improvement in the error is obtained by setting  $\chi_{\text{BP}} = 32$  in comparison to  $\chi_{\text{BP}} = \chi$  in our simulations. In other words, we find that it is beneficial to truncate less aggressively during the evolution in exchange for truncating more aggressively at the end before taking measurements. Moreover, instead of taking samples to calculate observables, we directly measure them with cylindrical MPS message passing, allowing us to avoid statistical errors in the observables we measure while maintaining computational efficiency. All  $\mathcal{O}(L^2)$  correlators are computed in  $\mathcal{O}(L^2 \chi^8)$  time when setting the MPS rank to  $r = 2\chi$  — which is sufficient for obtaining accurate results for the problem considered.

In the inset of Figure 2 we also show the anticipated growth of the squared spin glass order parameter [45] for a single disorder instance  $\langle q^2 \rangle = \frac{2}{L(L-1)} \sum_{i>j} \langle \sigma_i^z \sigma_j^z \rangle^2$  with total annealing time  $t_a$ , computed from the correlators  $\langle \sigma_i^z \sigma_j^z \rangle$  obtained at the end of the annealing process. The results for larger annealing times indicate the glassy, quantum order captured by our cylindrical tensor network ansatz and are in agreement with converged MPS simulations to two significant figures.

In Fig. 3 we consider the cylindrical lattice alongside the diamond cubic and dimerized cubic lattices and compute the error in our simulations as a function of system size. In all cases we perform BP-based gate evolution before using more sophisticated contraction schemes to measure observables. In the cylindrical case we compare both MPS message passing and loop corrected contraction schemes to compute the relevant observables. In the three-dimensional cases it is not possible to use MPS message passing efficiently so we compare different levels of loop corrections for computing observables, accounting for loop configurations up to a certain number  $l_{\max}$  of anti-projectors.

In the cylindrical system we observe an error from MPS message passing which decreases exponentially with the cylinder size. This is due to the nature of the BP approximation being made around the cylinder, although the total error should eventually saturate to a nonzero value commensurate with the bond dimension used for the gate evolution and the boundary MPS rank used to compute observables. For both annealing times we see the error converging to a value below that obtained from the quantum annealer. For larger cylindrical lattices we find MPS message passing is favorable compared to loop corrections for measuring observables.

In the diamond and cubic lattices we obtain successful results using the loop correction approach, where we find that using larger configuration sizes leads to a significant decrease in the error. In the case of the diamond lattice the error saturates to one noticeably below that of the

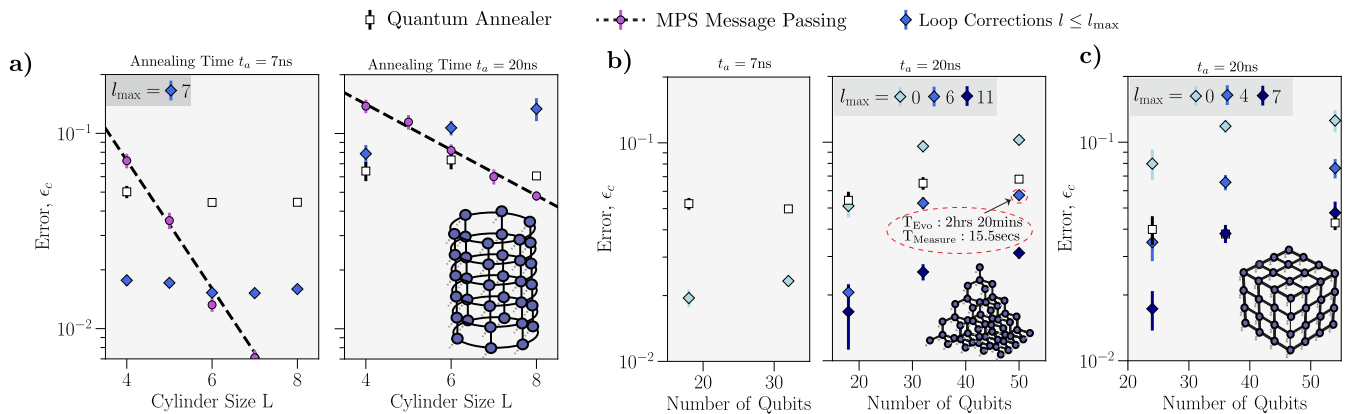


FIG. 3. Error  $\epsilon_c$  — see Eq. 2 — from two- and three-dimensional tensor network simulations of a glassy quantum annealing protocol for annealing times  $t_a = 7\text{ns}$  and  $t_a = 20\text{ns}$ . We use the same  $N = 20$  disorder realizations as those used in Ref. [19]. Error bars correspond to the standard error on the mean. The tensor network is time evolved with a simple BP-based evolution protocol with a maximum bond dimension  $\chi_{\text{BP}}$ . Expectation values are then obtained from the TNS with either cylindrical message passing or BP loop corrections with configurations involving a maximum number  $l_{\text{max}}$  of antiprojectors (see Eq. (8)). **a)**  $R \times R$  cylindrical lattice geometry with  $\chi_{\text{BP}} = 32$  and the final state truncated, under the BP approximation, to  $\chi = 10$ . Message passing is performed with MPS rank  $r = 2\chi$ . **b-c)** Three-dimensional diamond cubic and dimerized cubic lattice geometries with  $\chi_{\text{BP}} = 16$  and  $\chi_{\text{BP}} = 6$  respectively. The final states are not truncated (i.e.  $\chi = \chi_{\text{BP}}$ ). The circled data point is annotated with the average clock time for simulating the dynamics ( $T_{\text{Evo}}$ ) and the average clock time for measuring a single two-point  $z - z$  correlator ( $T_{\text{Measure}}$ ) for the corresponding system on a single Intel Icelake CPU.

quantum annealer while on the cubic lattice the error is comparable to the annealer. This is likely because on the 36 ( $L_x \times L_y \times L_z = 3 \times 2 \times 3$ ) and 54 ( $L_x \times L_y \times L_z = 3 \times 3 \times 3$ ) qubit dimerized cubic lattices a periodic boundary is present in the  $z$ -direction which, due to the small size of the system, creates a loop of size 3 in the tensor network. This small loop increases the error in our methods and we anticipate that error should noticeably diminish when moving to larger cubic lattices where the smallest loop size will change from 3 to 4.

Importantly, in all of these simulations, for fixed hyperparameters (e.g. maximum configuration size  $l_{\text{max}}$ , MPS message passing rank  $r$ , and annealing time  $t_a$ ), the methods we use to contract tensor networks such as  $\langle \psi | \psi \rangle$ ,  $\langle \psi | \sigma_i^z | \psi \rangle$ , and  $\langle \psi | \sigma_i^z \sigma_j^z | \psi \rangle$  scale linearly in the number of qubits. As shown in Fig. 3, for the system sizes where we can verify a ground truth and using computational resources that are linear in the system size, the errors in the three-dimensional lattices, at worst, grow only modestly in the system size while in the two-dimensional case they are decreasing. For a fixed annealing time the correlation length, and therefore the bond dimension, are expected to be finite and obey Kibble-Zurek scaling and our results appear to reflect this. As such, we also find the bond dimension required to reach a fixed error increases with the annealing time due to the increased correlation length.

For the 50 qubit ( $L_x \times L_y \times L_z = 5 \times 5 \times 8$ ) diamond lattice simulated to  $t_a = 20\text{ns}$  with  $\chi_{\text{BP}} = 16$  the total walltime for the time evolution (i.e. to obtain a final wavefunction) was 2 hours and 12 minutes on a single In-

tel Icelake CPU with the corresponding tensor network taking up 40MB of RAM. The average walltime to accurately compute a single two-point  $z - z$  correlator with  $\chi = \chi_{\text{BP}}$  with BP loop corrections and  $l_{\text{max}} = 6$  was 15.5 seconds and this computation scales in time, relatively modestly, as  $\mathcal{O}(\chi^6)$  with the bond dimension.

It is worth stating that for large lattices and in higher dimensions, e.g. for  $t_a = 7\text{ns}$  on the  $L_x \times L_y \times L_z = 5 \times 5 \times 8$  diamond lattice of 50 qubits, it takes significant computational resources to obtain a converged ground truth using a purely MPS approach. In Fig. 4 we show the convergence of the value of a two point  $z - z$  correlator at  $t = t_a$  in the system using a three-dimensional tensor network and loop corrections. We are able to obtain convergence in bond dimension  $\chi$  and maximum loop size  $l_{\text{max}}$ , with the loop corrected values  $l_{\text{max}} \geq 6$  for the correlator collapsing on top of each other on the scale of the plot as the bond dimension used is increased. We also include the results we were able to obtain with MPS simulations using the time evolving block decimation (TEBD) method [33] and bond dimensions up to  $\chi = 1024$ . Here, convergence is very challenging to achieve due to the high bond dimensions and computational resources required [46]. The MPS simulations required many days of wall-clock time on an Intel Skylake CPU, in contrast to the 3D tensor network simulations which took on the order of an hour on the same CPU.

Our results in this work demonstrate the efficacy of a message passing-based structured tensor network approach to simulating the dynamics induced by Eq. (1). Most importantly, this approach is scalable on all two-

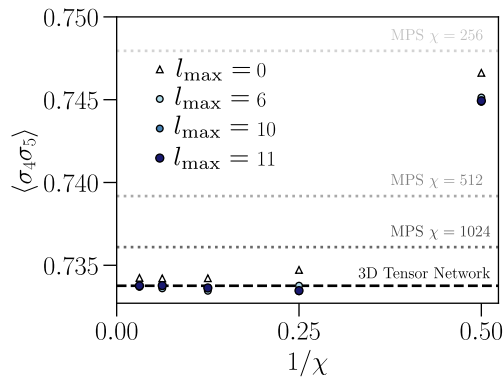


FIG. 4. Verifying our own ground truth. Two point correlator in a 50 qubit diamond cubic lattice after a quench with  $t_a = 7$  ns. The state is evolved with simple belief propagation with a maximum bond dimension of  $\chi_{\text{BP}} = \chi$  before being contracted with loop corrections up to size  $l_{\max}$  to obtain  $\langle \sigma_4^z \sigma_5^z \rangle$ . The loop corrections above  $l_{\max} = 0$  collapse onto each other on the scale of the plot with increasing bond dimension. Matrix product state simulations using the time evolving block decimation (TEBD) method [33] with swap gates included to apply non-local gates are shown in dotted lines and convergence is not possible to obtain despite us using over three days of walltime for  $\chi = 1024$ .

and three-dimensional lattices considered, with high accuracies appearing to require computational resources which scale roughly linearly in the number of qubits. We leverage the scalability here to demonstrate a universal collapse of the correlation function for large cylindrical lattices. In Fig. 5 we first show the correlation function

$$C(d) = \overline{|\langle \sigma_i^z \sigma_j^z \rangle - \langle \sigma_i^z \rangle \langle \sigma_j^z \rangle|}_{\text{dist}(i,j)=d}, \quad (3)$$

where the average is taken over ten disorder realizations and  $\text{dist}(i, j)$  is defined as the length of the path (i.e. the Manhattan distance) between the qubits  $i$  and  $j$ . Here we only consider qubits which lie along the same column in the cylinder, ignore the qubits at the end of each column, and ensure one of the qubits in the correlator is in the center of the column to minimize boundary effects. We find that, for a given annealing time and cylinder size, the correlation function can be fit well by a compressed exponential function [47, 48]  $C(d) \sim a_0 \exp(-a_1 d^\alpha)$  with  $\alpha > 1$  over moderate distances ( $d < 10$ ). We typically observe  $\alpha \sim 1.3$ .

Upon rescaling the distance as  $\tilde{d} = t_a^{\frac{1}{\mu}} d$  where  $\mu$  is the Kibble-Zurek exponent we then observe the anticipated collapse of the correlation function [3]. The Kibble-Zurek exponent was very recently estimated in Ref. [49] with extensive Monte Carlo simulations of the corresponding classical model in 2 + 1D. A value of  $\mu = 2.6 \pm 0.3$  was obtained for the finite-size systems studied while scaling arguments led to an estimation of  $\mu = 3.17 \pm 0.41$  in the thermodynamic limit.

Here we obtain a value for  $\mu$  for a given cylinder size by finding the value where the data gives the best fit

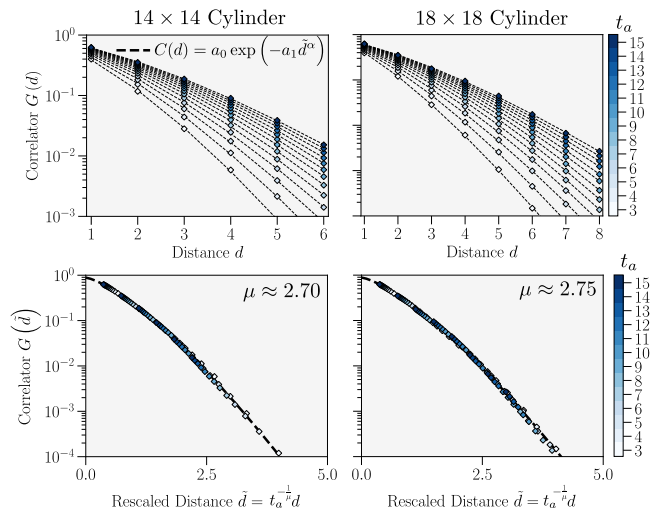


FIG. 5. Scaling collapse of the correlation function following the dynamics induced by Eq. (1) on a cylindrical lattice. A two-dimensional tensor network approach is used, with a belief propagation-based time evolution protocol of the Trotterized circuit implemented with a maximum bond dimension  $\chi_{\text{BP}} = 32$ . The final state is truncated down, with BP, to bond dimension  $\chi = 8$  and MPS message passing with a MPS rank of  $r = 16$  is used to calculate  $\langle \sigma_i^z \sigma_j^z \rangle \forall i, j$  for all pairs of spins that are aligned along the same column of the cylinder. The correlation function is then extracted via Eq. (3) and plotted in the top panels, along with fits to the compressed exponential  $C(d) \sim a_0 \exp(-a_1 d^\alpha)$ . Bottom panels:

We rescale the distances as  $\tilde{d} = t_a^{\frac{1}{\mu}} d$  to obtain collapse. The annotated value of  $\mu$  is the one which provides a best fit to the squeezed exponential.

(in terms of the sum of the absolute values of the relative residuals) to the compressed exponential:  $C(\tilde{d}) \sim a_0 \exp(-a_1 \tilde{d}^\alpha)$  where  $a_0$ ,  $a_1$ , and  $\alpha$  are free fitting parameters determined from a least-squares fitting. Fig. 5 shows the fits we obtain for two cylinder sizes. We see a collapse observed over many orders of magnitude and the curve fitting the data excellently. For the largest cylinder ( $18 \times 18$ ) we obtain a best fit to the disorder-averaged data with  $\mu \approx 2.75$  which is consistent with the finite-size prediction of Ref. [49] and from the collapse of the Binder cumulant for the three largest cylinders in Ref. [19] which yielded  $\mu = 2.67 \pm 0.29$ . Further simulations are likely to prove fruitful for determining the scaling of  $\mu$  with system size and providing accurate quantification of the uncertainties in  $\mu$ .

## CONCLUSION

In this work we have demonstrated that two- and three-dimensional tensor networks, when contracted with message passing-based schemes, can be used to efficiently simulate the complex quantum dynamics induced by the disordered, time-dependent Hamiltonian in Eq. (1) on

various lattices, including lattices with small loops and in three dimensions. Our simulations are scalable, with state-of-the-art accuracies for a given two-point observable requiring resources that scale roughly linearly in the system size (for system sizes where we can verify our results). We are thus able to reach system sizes on the order of hundreds of qubits and observe a scaling collapse of the correlation function following the driving of the system through a dynamical phase transition. For the largest systems simulated we obtain a value for the Kibble-Zurek exponent consistent with recent Monte Carlo-based simulations [49] and with the collapse of the Binder cumulant performed in Ref. [19].

For the Ising quantum spin glass problem at hand, our classical approach demonstrably outperforms other reported methods, specifically other classical tensor network approaches and machine learning-based approaches [19]. In the case of the cylindrical and diamond lattices we are also able to reach errors noticeably lower than the quantum annealing approach employed by the D-Wave Advantage2 system [19] with a computational scaling that is roughly linear in the system size. In the case of the dimerized cubic lattice, our errors are comparable to the D-Wave system.

The tensor network methods we use can be directly applied to simulate a wide range of two- and three-dimensional systems. Specifically, we anticipate significant success in their application to tasks such as solving optimization problems via simulated quantum annealing, simulating the dynamics of local spin Hamiltonians on a range of lattices, and emulating physically motivated quantum circuits on two-dimensional superconducting processor architectures. Simulating the dynamics of bosonic and fermionic systems [50, 51] is also straightforward within our current framework, but more investigation is warranted into the bond dimensions and corrections to message passing that are required to capture the complex correlations, multiple energy scales, and high levels of entanglement which can manifest in these systems.

Crucially, we also expect the efficiency and scalability of higher-dimensional tensor network methods will continue to improve. New approaches leveraging the flexibility of belief propagation and its extensions, the continued growth of processing power of classical computers, and the potential for GPU acceleration and other forms of parallelism latent in these methods will continue to push the boundaries of classical methods for quantum simulation.

## METHODS

Here we outline our tensor network-based simulation approach in detail. We model the wavefunction under the time-dependent Hamiltonian  $H(s)$  in Eq. (1) as a tensor network of low-rank tensors whose structure mimics that of the underlying lattice geometry - i.e. for every pair of neighboring points in the lattice there exists a virtual edge or bond between the corresponding tensors in the tensor network. In the case of the dimerized cubic lattice, we pair the dimers together into a single tensor with two physical legs, effectively realizing a regular cubic tensor network. This removes the inherent loops that form from couplings in the  $z$ -direction between the spins in the dimers and thus make the structure more “tree-like”.

*Loop-Corrected Belief Propagation* - In this work we use belief propagation to compute observables from the tensor network  $|\psi\rangle$  and evolve the network by applying two-site gates and truncating the associated virtual bond. For computing observables we use loop-corrected belief propagation [40] to improve the accuracy of our results while for evolving the state we use regular (non-corrected) belief propagation due to its efficiency and simplicity, which is equivalent to performing gate evolution with the standard simple update method [26–28, 52] but reformulated in a more generalizable framework. Both tasks rely on computing “message tensors” which form rank-one projectors to the virtual basis defined on the edges of a tensor network  $\mathcal{T}$  whose vertices represent either individual tensors or groups of tensors. In Fig. 6 we illustrate the belief propagation algorithm for an example network  $\mathcal{T}$  where the vertices of the network  $\mathcal{T}_v$  may represent individual tensors or collections of tensors. In the case of a norm network, defined as  $\mathcal{T} = \langle\psi|\psi\rangle$ , the vertices represent *uncontracted* pairs of bra and ket tensors from  $|\psi\rangle$ , that is  $\mathcal{T}_v = \psi_v\psi_v^*$ . Message tensors are defined along the edges of the norm network whose indices match the virtual indices connecting the corresponding bra and ket tensors on each end of the edge. A self-consistent update rule is defined for each message tensor as

$$M_{v\rightarrow v'} = \left( \prod_{v'' \in \{\text{neighbors}(v)/v'\}} M_{v''\rightarrow v} \right) \mathcal{T}_v \quad (4)$$

and this rule is iterated until convergence of the message tensors. Imposing the normalization condition  $M_{v\rightarrow v'} \cdot M_{v'\rightarrow v} = 1$  is helpful both for numerical stability and for later computations with the message tensors. For  $\mathcal{T} = \langle\psi|\psi\rangle$ , a single iteration that updates every message scales as  $\mathcal{O}(L\chi^{z+1})$  in time where  $L$  is the number of tensors in  $|\psi\rangle$ ,  $z$  is the maximum coordination of the vertices of the graph, and  $\chi$  is the maximum dimension of the virtual indices in  $|\psi\rangle$ . Convergence of the message tensors is typically exponentially fast in the number of iterations.

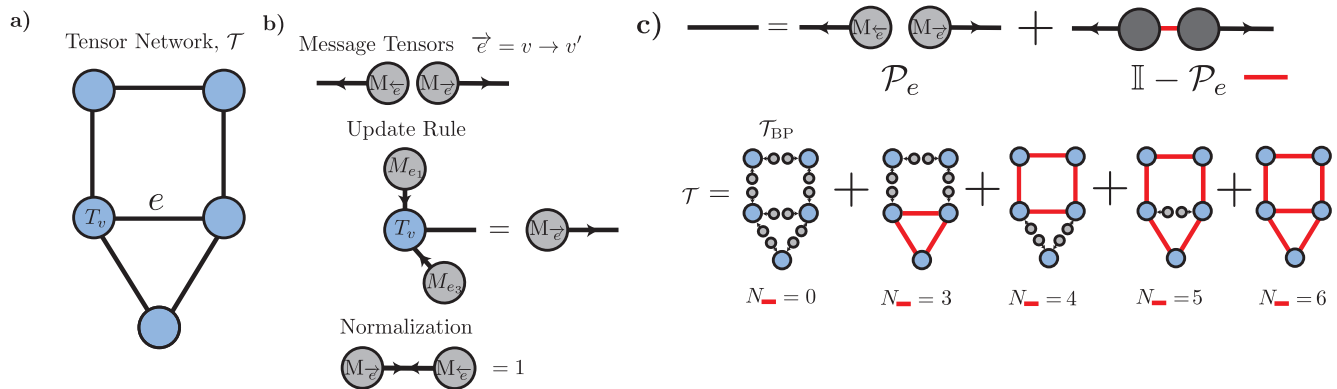


FIG. 6. **a)** Tensor network on a simple 7-vertex graph. The vertices may represent individual tensors or groups of tensors. **b)** Belief propagation involves defining message tensors along both directions of the edges of the norm network with the indices of the message tensors matching the virtual indices of the bra and ket tensors along that edge. An update rule is defined for every message tensor as the product of the messages incident to the vertex the message is leaving and the tensors on the vertex. This rule is iterated until all messages are converged, with a normalization rule imposed for numerical stability. **c)** The outer product of the two message tensors on an edge of  $\mathcal{T}$  form a projector  $\mathcal{P}_e$  to a rank-1 subspace. The full contraction of the network can then be written as a sum over all  $2^{N_{\text{edges}}}$  configurations involving either a projector or its anti-projector  $\mathbb{I} - \mathcal{P}_e$ . Only the nonzero terms are shown: any configuration where there exists a vertex where only one anti-projector is incident is zero. The contraction of the network can then be approximated by summing configurations up to a certain number of anti-projectors, with the term with zero anti-projectors corresponding to the uncorrected belief propagation result.

The resulting message tensors can be used in a variety of ways. For instance, they can be used to perform a truncation following a two-site update with a gate  $\hat{G}$  on a neighboring pair of sites in  $|\psi\rangle$  [28]. This is the method we adopt in our time-evolution protocol due to its numerical efficiency and simplicity. Message tensors can also be used to compute local and non-local observables  $\langle O \rangle$ . At the simplest, but most approximate, level one just places the message tensors obtained from  $\langle \psi | \psi \rangle$  incident to the region of support of  $O$ , inserts  $O$ , and contracts the tensors to obtain the expected value of  $O$ . If the network is unnormalized the result can be divided by the same contraction but without  $O$  inserted. Alternatively, belief propagation can be run directly on the network  $\langle \psi | O | \psi \rangle$ , grouping together the local bra, ket, and operator tensors, and then the resulting message tensors can be used to approximate the contraction of the whole network via the formula

$$\langle \psi | O | \psi \rangle = \frac{\prod_{v \in \text{verts}} \left( (\psi_v O_v \psi_v^*) \prod_{v' \in \text{neighbors}(v)} M_{v' \rightarrow v} \right)}{\prod_{e \in \text{edges}} M_e \cdot M_{\text{reverse}(e)}}, \quad (5)$$

which is more appropriate in the case of non-local observables with a large region of support. If the network is unnormalized an equivalent contraction should be done on the network  $\langle \psi | \psi \rangle$  and used as a divisor.

Both of the above approaches, however, do not account for the loops in the lattice and thus make a fairly severe approximation for correlated states and tensor networks with a larger density of small loops. Nonetheless, the messages obtained from belief propagation can be used as a basis from which to expand the contraction of a tensor network as a multi-dimensional sum which contains

“loop-corrected” terms [40].

In the loop-corrected approach the contraction of the target tensor network  $\mathcal{T}$  (with tensors or tensor groups  $T_1, T_2, \dots, T_L$ ) upon which message tensors have been computed is written as a sum over  $2^{N_{\text{edges}}}$  configurations involving the placement of either a rank-1 projector  $\mathcal{P}_e = M_{\vec{e}} \otimes M_{-\vec{e}}$  or an anti-projector  $\mathbb{I} - \mathcal{P}_e$  on each of the edges  $e$  of the network. Specifically, letting  $\mathcal{S}$  denote some subset of the set of edges  $E$ , we can define the term

$$W_{\mathcal{S}} = \left( \prod_{v=1}^L T_i \right) \left( \prod_{e \in \mathcal{S}} (\mathbb{I} - \mathcal{P}_e) \right) \left( \prod_{e \in E/\mathcal{S}} \mathcal{P}_e \right), \quad (6)$$

involving the placement of  $|\mathcal{S}|$  anti-projectors in the specified configuration and  $N_{\text{edges}} - |\mathcal{S}|$  projectors on the remaining edges of the network.

Then, the full contraction of the network is given by the sum

$$\mathcal{T} = \sum_{i=0}^{N_{\text{edges}}} \sum_{\mathcal{S} \in \binom{E}{i}} W_{\mathcal{S}}, \quad (7)$$

where  $\binom{E}{i}$  denotes the set of all subsets of the edges of the tensor network of size  $i$ . It is helpful to note that, due to the fixed point condition on the converged message tensors (see Eq. 5), the term  $W_{\mathcal{S}}$  is zero if there exists any vertex  $v$  for which only one anti-projector is incident. Since the magnitude of a single term  $W_{\mathcal{S}}$  should generically decay exponentially with  $|\mathcal{S}|$ , an efficient, but potentially highly accurate, approximation for the contraction of the network can then be found by summing up



all nonzero configurations with some maximum threshold number of  $l_{\max} \ll N_{\text{edges}}$  anti-projectors, that is

$$\mathcal{T} \approx \sum_{i=0}^{l_{\max}} \sum_{S \in \binom{E}{i}} W_S. \quad (8)$$

Figure 6c shows the loop correction procedure for an example tensor network, illustrating all the nonzero  $W_S$  terms that form the sum in Eq. (7). This is the approach we take for computing “loop-corrected” observables such as

$$\langle \sigma_i^z \sigma_j^z \rangle = \frac{\langle \psi | \sigma_i^z \sigma_j^z | \psi \rangle}{\langle \psi | \psi \rangle}, \quad (9)$$

for any  $i, j$  from the tensor networks  $|\psi\rangle$  we obtain in this work. We treat both the numerator and the denominator in Eq. (9) as separate tensor networks, group together tensors which share common physical indices, and then run belief propagation over the resulting network (whose vertices represent the corresponding groups of tensors) to obtain converged message tensors. We use a well-established graphical loop counting algorithm [41, 42] to enumerate short loops in our networks and then compose the loops together to efficiently enumerate all configurations for which  $W_S$  is nonzero and the number of anti-projectors is less than some amount  $l_{\max}$ . We contract these configurations and add them up to form a loop-corrected approximation for  $\langle \sigma_i^z \sigma_j^z \rangle$ . In the main text we show our results using different values of  $l_{\max}$ . The computational scaling of this approach depends on  $l_{\max}$  and the coordination number  $z$  of the underlying lattice. Evaluating  $\mathcal{T} = \langle \psi | O | \psi \rangle$  (where  $O$  is a product of local spin-1/2 operators and tensors sharing site indices are grouped together) with  $l_{\max} = 0$ , for instance, can be achieved in  $\mathcal{O}(L\chi^{z+1})$  time. Meanwhile, the next order correction will involve  $l_{\max}$  being set to the size of the shortest loop in the tensor network and its evaluation scales in time linearly in the loop length and as  $\mathcal{O}(L\chi^{z+2}) + \mathcal{O}(L\chi^6)$  with the bond dimension and system size — although we remark that if the loop is sufficiently large, methods like randomized SVD or Krylov solvers can be used to accelerate the scaling to  $\mathcal{O}(mL\chi^{z+1})$  where  $m$  is the number of dominant eigenmodes targeted in the decomposition [53].

While in this work we run loop corrected belief propagation to obtain messages and contract the configurations in each network  $\langle \psi | \sigma_i^z \sigma_j^z | \psi \rangle$  separately, Eq. (7) holds for arbitrary message tensors provided the normalization condition  $M_e \cdot M_{\text{reverse}(e)} = 1$  holds. More efficient ways to obtain multiple observables at once via loop corrections could be achieved by using a consistent set of message tensors (say those from  $\langle \psi | \psi \rangle$  or  $\langle \psi | O' | \psi \rangle$  where  $O'$  is some subset of the local operators that make up the full operator  $O$ ) across the expansion of the different observables  $\{\langle \psi | O_1 | \psi \rangle, \langle \psi | O_2 | \psi \rangle, \dots\}$  that need to be measured. Therefore, we could cache certain loop contractions which appear multiple times in the expansion of

various observables. Care would need to be taken, however, to ensure the message tensors used still form a good basis for each of the individual networks  $\langle \psi | O_i | \psi \rangle$ , which is likely to be the case only if the support of the relevant observable is small.

*Cylindrical Matrix Product State Message Passing* – For the case of a cylindrical tensor network we find, for sufficiently large cylinder sizes, that cylindrical message passing is a more effective method than loop corrections for computing two-point observables in the network. This method can still be viewed as a variant of belief propagation where the network has been partitioned via its columns into a ring and MPS messages leaving a column are iteratively updated as the truncated product of the incoming message to that column and the column itself (see Fig. 7a). Upon convergence the two MPS messages incident to a column form an approximation for the derivative of the network with respect to that column. The degree of the approximation depends on two factors: the maximum virtual bond dimension allowed in the MPS message tensors and the circumference of the cylinder. The latter is an error that occurs due to the periodic boundary in the system, with the MPS messages effectively ignoring the correlations which flow around the circumference of the cylinder. This error will generically decay exponentially in the circumference of the cylinder (see Fig. 3), making the method highly effective for large cylinders.

To compute a MPS message update, we take the outgoing message  $|M_{c \rightarrow c+1}\rangle$  from a column of tensors  $\mathcal{T}_c$  to be the one with a fixed virtual dimension  $r$  that maximizes the cost function

$$C = \frac{\langle M_{c-1 \rightarrow c} | \mathcal{T}_c | M_{c \rightarrow c+1} \rangle}{\sqrt{\langle M_{c \rightarrow c+1} | M_{c \rightarrow c+1} \rangle}}. \quad (10)$$

Assuming the incoming message is fixed, we set the orthogonality center of  $|M_{c \rightarrow c+1}\rangle$  to the tensor on a given site  $s$  and then differentiate the cost function with respect to that tensor. An update of that tensor that maximizes the cost function should then be equal to the contraction of  $\langle M_{c-1 \rightarrow c} | \mathcal{T}_c | M_{c \rightarrow c+1} \rangle$  with the tensor removed (see Fig. 7b). The fitting can thus be done by forming an initial guess for  $|M_{c \rightarrow c+1}\rangle$ , iteratively moving the orthogonality center up and down the MPS, and replacing the tensor with the derivative of  $\langle M_{c-1 \rightarrow c} | \mathcal{T}_c | M_{c \rightarrow c+1} \rangle$  with respect to that tensor. The cost function should then converge and the next MPS can be updated until they all converge. For the cylindrical tensor network  $\mathcal{T} = \langle \psi | O | \psi \rangle$ , where  $O$  is a product of local spin-1/2 operators, identifying the optimal contract order of the tensors leads to a computational scaling in time of  $\mathcal{O}(r^3\chi^5)$  if  $r \leq \chi$  and  $\mathcal{O}(r^2\chi^6) + \mathcal{O}(r^3\chi^4)$  if  $r > \chi$ . In this work we set  $r = 2\chi$  for our desired accuracy, giving a scaling of  $\mathcal{O}(L\chi^8)$ . This approach generalizes immediately to *any* tensor network  $\mathcal{T}$  which forms an open-boundary or half-periodic planar lattice, with the scaling increasing with the coordination number  $z$  of the lattice.

This MPS message passing method can be ex-

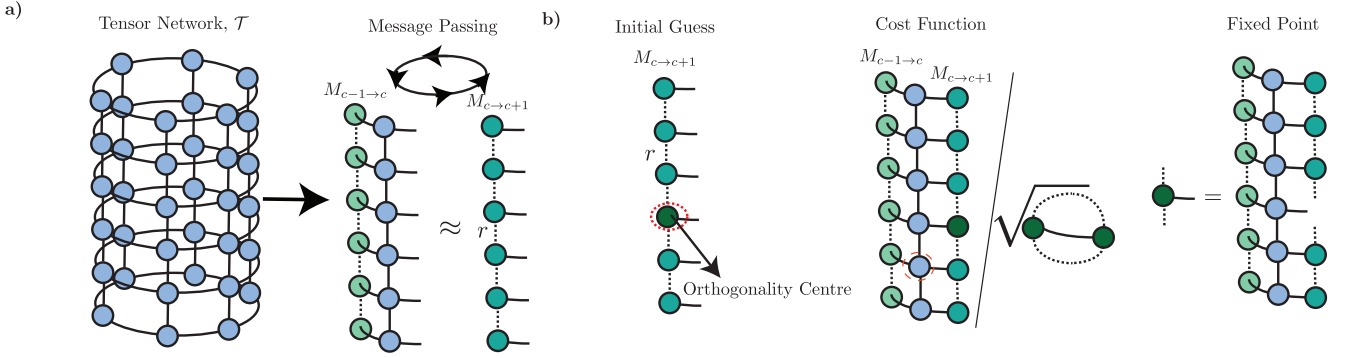


FIG. 7. **a)** Matrix product state message passing on a cylindrical tensor network. The tensors in the network could represent single tensors or groups of tensors. Matrix product states are repeatedly passed around the cylinder a finite number of times until they converge. **b)** One-site optimization procedure for the matrix product state message passing. An initial matrix product state is used as a guess for the outgoing MPS from the product of an incoming matrix product state and the column. The tensor on the orthogonality center of the outgoing MPS can be updated with the derivative of the corresponding MPS-MPO-MPS network with respect to that tensor. By repeatedly sweeping up and down the MPS, moving the orthogonality center and caching contractions of the MPS-MPO-MPS structure, the sites of the outgoing MPS can be efficiently optimized one-by-one until convergence of the cost function.

exploited further to efficiently compute multi-point correlators in the system. Specifically, consider the goal of computing the set of  $L$  two-point correlators  $\{\langle O_i O_1 \rangle, \langle O_i O_2 \rangle, \langle O_i O_3 \rangle \dots \langle O_i O_L \rangle\}$  between site  $i$  and the remaining sites in the lattice. By performing our correlated MPS message passing on the network  $\langle \psi | O_i | \psi \rangle$  and then systematically zig-zagging through the columns with the incident MPS messages inserted, we can extract all the one-site reduced density matrices, conditioned on the insertion of  $O_i$ , in linear time with  $L$  and thus evaluate the set  $\{\langle O_i O_1 \rangle, \langle O_i O_2 \rangle, \langle O_i O_3 \rangle \dots \langle O_i O_L \rangle\}$  in linear time (if the network is unnormalized, its norm can be computed separately by performing correlated MPS message passing on  $\langle \psi | \psi \rangle$ ). This method can then be reapplied for each site  $i$  to compute all two-point correlators in  $\mathcal{O}(L^2)$  time. A similar procedure for efficient computation of higher order correlators immediately follows from this approach.

*Gate Evolution* The tensor network at renormalized time  $s = \frac{t}{t_a}$  is evolved by a discrete time step  $\delta t$  via the application of a series of one- and two-site gates which stem from a 2nd order Trotter decomposition of the full propagator

$$U(s) = \exp(-iH(s)\delta t) \approx U_X(s)U_{ZZ}(s)U_X(s) \quad (11)$$

with

$$U_X(s) = \prod_{i=1}^L \exp\left(-i\frac{\delta t}{2}\mathcal{J}(s)\sigma_i^x\right) \quad (12)$$

and

$$U_{ZZ}(s) = \prod_{\langle i,j \rangle} \exp(-i\delta t\Gamma(s)\sigma_i^z\sigma_j^z). \quad (13)$$

The time step  $\delta t = 0.01\text{ns}$  we use is enough for the Trotter error to remain sufficiently low for the accuracy needed in this work.

The one-site gates in Eq. (12) can be applied directly to the tensor network without any loss of fidelity or change in the message tensors. Meanwhile, all the two site gates in Eq. (13) act on neighboring tensors in the network and thus we can efficiently use belief propagation-computed environments (see Fig. 6b for an illustration on how to compute these environments) to truncate the virtual bond between the corresponding neighboring tensors upon applying the gate. This is equivalent to applying the gate using the standard simple update algorithm [26–28, 32, 33]. The total time complexity for the simulation of the dynamics is thus  $\mathcal{O}(N_{\text{qubits}}\chi^{z+1}\frac{t_a}{\delta t})$  where  $N_{\text{qubits}}$  is the number of qubits,  $\chi$  is the maximum bond dimension allowed in the simulation, and  $z$  is the maximum coordination number of the vertices in the underlying lattice (4 for cylindrical, 4 for diamond cubic, and 6 for the dimerized cubic). To initialize the system in the ground state of  $H(0)$  we run imaginary time evolution with the same simple update procedure as we do for the dynamics. As the ground state has only very small correlations ( $\mathcal{J}(0) \gg \Gamma(0)$ ) this is sufficient to obtain a highly accurate initial state.

The final truncation that we perform in the cylindrical lattice case before measuring observables is done via belief propagation [28]. Note that to obtain the highest accuracy truncation under the BP approximation, one can re-run belief propagation to obtain converged message tensors and use those to perform the truncation, though for small truncation errors and Trotter step sizes the final messages obtained from the evolution may be sufficiently converged already.

*Software* - All of our simulations were performed using

the ITensorNetworks.jl library [54], an open source and publicly available Julia [55] package built on top of ITen-

sors.jl [56] for working with tensor networks of arbitrary structure.

- 
- [1] X. Mi, M. Ippoliti, C. Quintana, A. Greene, Z. Chen, J. Gross, F. Arute, K. Arya, J. Atalaya, R. Babbush, J. C. Bardin, J. Basso, A. Bengtsson, A. Bilmes, A. Bourassa, and Others, Time-crystalline eigenstate order on a quantum processor, *Nature* **601**, 531 (2022).
- [2] M. Iqbal, N. Tantivasadakarn, T. M. Gatterman, J. A. Gerber, K. Gilmore, D. Gresh, A. Hankin, N. Hewitt, C. V. Horst, M. Matheny, T. Mengle, B. Neyenhuis, A. Vishwanath, M. Foss-Feig, R. Verresen, and H. Dreyer, Topological order from measurements and feed-forward on a trapped ion quantum computer, *Communications Physics* **7**, 205 (2024).
- [3] A. Keesling, A. Omran, H. Levine, H. Bernien, H. Pichler, S. Choi, R. Samajdar, S. Schwartz, P. Silvi, S. Sachdev, P. Zoller, M. Endres, M. Greiner, V. Vuletić, and M. D. Lukin, Quantum kibble-zurek mechanism and critical dynamics on a programmable rydberg simulator, *Nature* **568**, 207 (2019).
- [4] M. Buzzi, D. Nicoletti, M. Fechner, N. Tancogne-Dejean, M. A. Sentef, A. Georges, T. Biesner, E. Uykur, M. Dressel, A. Henderson, T. Siegrist, J. A. Schlueter, K. Miyagawa, K. Kanoda, M.-S. Nam, A. Ardavan, J. Coulthard, J. Tindall, F. Schlawin, D. Jaksch, and A. Cavalleri, Photomolecular high-temperature superconductivity, *Phys. Rev. X* **10**, 031028 (2020).
- [5] P. Frey and S. Rachel, Realization of a discrete time crystal on 57 qubits of a quantum computer, *Science Advances* **8**, eabm7652 (2022), <https://www.science.org/doi/pdf/10.1126/sciadv.abm7652>.
- [6] Q. Guo, C. Cheng, H. Li, S. Xu, P. Zhang, Z. Wang, C. Song, W. Liu, W. Ren, H. Dong, R. Mondaini, and H. Wang, Stark many-body localization on a superconducting quantum processor, *Phys. Rev. Lett.* **127**, 240502 (2021).
- [7] J. Smith, A. Lee, P. Richerme, B. Neyenhuis, P. W. Hess, P. Hauke, M. Heyl, D. A. Huse, and C. Monroe, Many-body localization in a quantum simulator with programmable random disorder, *Nature Physics* **12**, 907 (2016).
- [8] M. Schiró and M. Fabrizio, Time-dependent mean field theory for quench dynamics in correlated electron systems, *Phys. Rev. Lett.* **105**, 076401 (2010).
- [9] K. Ido, T. Ohgoe, and M. Imada, Time-dependent many-variable variational monte carlo method for nonequilibrium strongly correlated electron systems, *Phys. Rev. B* **92**, 245106 (2015).
- [10] M. Yang and S. R. White, Time-dependent variational principle with ancillary krylov subspace, *Phys. Rev. B* **102**, 094315 (2020).
- [11] K. Donatella, Z. Denis, A. Le Boité, and C. Ciuti, Dynamics with autoregressive neural quantum states: Application to critical quench dynamics, *Phys. Rev. A* **108**, 022210 (2023).
- [12] I. L. Gutiérrez and C. B. Mendl, Real time evolution with neural-network quantum states, *Quantum* **6**, 627 (2022).
- [13] B. Kloss, D. R. Reichman, and Y. B. Lev, Studying dynamics in two-dimensional quantum lattices using tree tensor network states, *SciPost Phys.* **9**, 070 (2020).
- [14] S. Paeckel, T. Köhler, A. Swoboda, S. R. Manmana, U. Schollwöck, and C. Hubig, Time-evolution methods for matrix-product states, *Annals of Physics* **411**, 167998 (2019).
- [15] J. Wurtz, A. Polkovnikov, and D. Sels, Cluster truncated wigner approximation in strongly interacting systems, *Annals of Physics* **395**, 341 (2018).
- [16] R. Khasseh, A. Russomanno, M. Schmitt, M. Heyl, and R. Fazio, Discrete truncated wigner approach to dynamical phase transitions in ising models after a quantum quench, *Phys. Rev. B* **102**, 014303 (2020).
- [17] A. Sinibaldi, C. Giuliani, G. Carleo, and F. Vicentini, Unbiasing time-dependent Variational Monte Carlo by projected quantum evolution, *Quantum* **7**, 1131 (2023).
- [18] F. Arute, K. Arya, R. Babbush, D. Bacon, J. C. Bardin, R. Barends, R. Biswas, S. Boixo, F. G. S. L. Brandao, D. A. Buell, B. Burkett, Y. Chen, Z. Chen, B. Chiaro, R. Collins, and Others, Quantum supremacy using a programmable superconducting processor, *Nature* **574**, 505 (2019).
- [19] A. D. King, A. Nocera, M. M. Rams, J. Dziarmaga, R. Wiersema, W. Bernoudy, J. Raymond, N. Kaushal, N. Heinsdorf, R. Harris, K. Boothby, F. Altomare, A. J. Berkley, M. Boschnak, K. Chern, and Others, Computational supremacy in quantum simulation (2024), arXiv:2403.00910 [quant-ph].
- [20] Y. Kim, A. Eddins, S. Anand, K. X. Wei, E. van den Berg, S. Rosenblatt, H. Nayfeh, Y. Wu, M. Zaletel, K. Temme, and A. Kandala, Evidence for the utility of quantum computing before fault tolerance, *Nature* **618**, 500 (2023).
- [21] A. Morvan, B. Villalonga, X. Mi, S. Mandrà, A. Bengtsson, P. V. Klimov, Z. Chen, S. Hong, C. Erickson, I. K. Drozdov, J. Chau, G. Laun, R. Movassagh, A. Asfaw, L. T. A. N. Brandão, and Others, Phase transitions in random circuit sampling, *Nature* **634**, 328 (2024).
- [22] J. Tindall, M. Fishman, E. M. Stoudenmire, and D. Sels, Efficient tensor network simulation of ibm’s eagle kicked ising experiment, *PRX Quantum* **5**, 010308 (2024).
- [23] T. Begušić, J. Gray, and G. K.-L. Chan, Fast and converged classical simulations of evidence for the utility of quantum computing before fault tolerance, *Science Advances* **10**, eadk4321 (2024), <https://www.science.org/doi/pdf/10.1126/sciadv.adk4321>.
- [24] M. S. Rudolph, E. Fontana, Z. Holmes, and L. Cincio, Classical surrogate simulation of quantum systems with lowesa (2023), arXiv:2308.09109 [quant-ph].
- [25] F. Pan and P. Zhang, Simulation of quantum circuits using the big-batch tensor network method, *Phys. Rev. Lett.* **128**, 030501 (2022).
- [26] H. C. Jiang, Z. Y. Weng, and T. Xiang, Accurate determination of tensor network state of quantum lattice models in two dimensions, *Phys. Rev. Lett.* **101**, 090603 (2008).
- [27] R. Alkabetz and I. Arad, Tensor networks contraction and the belief propagation algorithm, *Physical Review*

- Research **3**, 10.1103/physrevresearch.3.023073 (2021).
- [28] J. Tindall and M. Fishman, Gauging tensor networks with belief propagation, *SciPost Phys.* **15**, 222 (2023).
- [29] While pairing certain sites together increases the coordination number of the lattice, it has the advantage of removing the inherent loops that form from couplings in the  $z$ -direction between the spins in the dimers and thus helps make the structure more “tree-like”, improving the accuracy of the classical methods we use.
- [30] N. Schuch, M. M. Wolf, F. Verstraete, and J. I. Cirac, Computational complexity of projected entangled pair states, *Phys. Rev. Lett.* **98**, 140506 (2007).
- [31] J. Haferkamp, D. Hangleiter, J. Eisert, and M. Gluza, Contracting projected entangled pair states is average-case hard, *Phys. Rev. Res.* **2**, 013010 (2020).
- [32] G. Vidal, Efficient classical simulation of slightly entangled quantum computations, *Phys. Rev. Lett.* **91**, 147902 (2003).
- [33] G. Vidal, Efficient simulation of one-dimensional quantum many-body systems, *Phys. Rev. Lett.* **93**, 040502 (2004).
- [34] M. Lubasch, J. I. Cirac, and M.-C. Bañuls, Algorithms for finite projected entangled pair states, *Phys. Rev. B* **90**, 064425 (2014).
- [35] H. N. Phien, J. A. Bengua, H. D. Tuan, P. Corboz, and R. Orús, Infinite projected entangled pair states algorithm improved: Fast full update and gauge fixing, *Phys. Rev. B* **92**, 035142 (2015).
- [36] When applying a given gate, using more sophisticated contraction methods to form the environment will yield a more accurate gate application, but the computational overhead limits the bond dimension that can be reached and thus gates later in the evolution end up accumulating more errors.
- [37] I. A. Luchnikov, E. S. Tiunov, T. Haug, and L. Aolita, Large-scale quantum annealing simulation with tensor networks and belief propagation (2024), arXiv:2409.12240 [quant-ph].
- [38] F. Verstraete and J. I. Cirac, Renormalization algorithms for quantum-many body systems in two and higher dimensions (2004), arXiv:cond-mat/0407066 [cond-mat.str-el].
- [39] C. Guo, D. Poletti, and I. Arad, Block belief propagation algorithm for two-dimensional tensor networks, *Phys. Rev. B* **108**, 125111 (2023).
- [40] G. Evenbly, N. Pancotti, A. Milsted, J. Gray, and G. K.-L. Chan, Loop series expansions for tensor networks (2024), arXiv:2409.03108 [quant-ph].
- [41] D. B. Johnson, Finding all the elementary circuits of a directed graph, *SIAM Journal on Computing* **4**, 77 (1975), <https://doi.org/10.1137/0204007>.
- [42] J. Fairbanks, M. Besançon, S. Simon, J. Hoffman, N. Eubank, and S. Karpinski, Juliagraphs/graphs.jl: an optimized graphs package for the julia programming language (2021).
- [43] J. Haegeman, J. I. Cirac, T. J. Osborne, I. Pizorn, H. Verschelde, and F. Verstraete, Time-dependent variational principle for quantum lattices, *Phys. Rev. Lett.* **107**, 070601 (2011).
- [44] J. Haegeman, C. Lubich, I. Oseledets, B. Vandereycken, and F. Verstraete, Unifying time evolution and optimization with matrix product states, *Phys. Rev. B* **94**, 165116 (2016).
- [45] A. D. King, J. Raymond, T. Lanting, R. Harris, A. Zucca, F. Altomare, A. J. Berkley, K. Boothby, S. Ejtemaee, C. Enderud, E. Hoskinson, S. Huang, E. Ladizinsky, A. J. R. MacDonald, G. Marsden, and Others, Quantum critical dynamics in a 5,000-qubit programmable spin glass, *Nature* **617**, 61 (2023).
- [46] Note that due to the effective long range interactions when mapping to a 1D chain, other time evolution methods like the time dependent variational principle (TDVP) [43, 44] may be more effective, though in practice we found it was difficult to get stable evolutions for this lattice and the computational resources will still scale prohibitively for 3D lattices.
- [47] K. Trachenko and A. Zaccone, Slow stretched-exponential and fast compressed-exponential relaxation from local event dynamics, *Journal of Physics: Condensed Matter* **33**, 315101 (2021).
- [48] Z. W. Wu, W. Kob, W.-H. Wang, and L. Xu, Stretched and compressed exponentials in the relaxation dynamics of a metallic glass-forming melt, *Nature Communications* **9**, 5334 (2018).
- [49] M. Bernaschi, I. González-Adalid Pemartín, V. Martín-Mayor, and G. Parisi, The quantum transition of the two-dimensional ising spin glass, *Nature* **631**, 749 (2024).
- [50] Y. Gao, H. Zhai, J. Gray, R. Peng, G. Park, W.-Y. Liu, E. F. Kjønstad, and G. K.-L. Chan, Fermionic tensor network contraction for arbitrary geometries (2024), arXiv:2410.02215 [quant-ph].
- [51] Q. Mortier, L. Devos, L. Burgelman, B. Vanhecke, N. Bultinck, F. Verstraete, J. Haegeman, and L. Vanderstraeten, Fermionic tensor network methods, *SciPost Phys.* **18**, 012 (2025).
- [52] S. S. Jahromi and R. Orús, Universal tensor-network algorithm for any infinite lattice, *Phys. Rev. B* **99**, 195105 (2019).
- [53] P. Pippian, S. R. White, and H. G. Evertz, Efficient matrix-product state method for periodic boundary conditions, *Phys. Rev. B* **81**, 081103 (2010).
- [54] ITensorNetworks.jl, <https://github.com/ITensor/ITensorNetworks.jl> (2024).
- [55] J. Bezanson, A. Edelman, S. Karpinski, and V. B. Shah, Julia: A fresh approach to numerical computing, *SIAM Review* **59**, 65 (2017), <https://doi.org/10.1137/141000671>.
- [56] M. Fishman, S. R. White, and E. M. Stoudenmire, The ITensor Software Library for Tensor Network Calculations, *SciPost Phys. Codebases*, 4 (2022).

## ACKNOWLEDGEMENTS

The authors are grateful for ongoing support through the Flatiron Institute, a division of the Simons Foundation. D.S. was supported by AFOSR: Grant FA9550-21-1-0236.

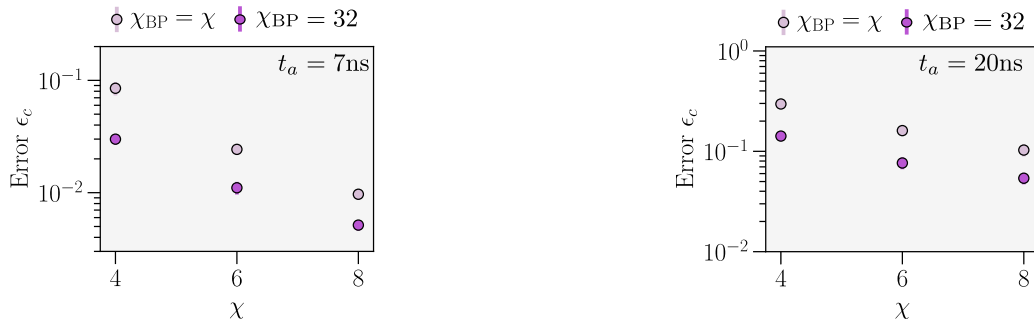


FIG. 8. Error  $\epsilon_c$  — see Eq. 2 — from two-dimensional tensor network simulations of a quantum annealing protocol for a disordered  $8 \times 8$  cylindrical spin glass. The same  $N = 20$  disorder realizations are used as in Ref. [19]. Error bars correspond to double the standard error on the mean. We run a BP-based evolution protocol of the Trotterized circuit with a maximum bond dimension  $\chi_{BP}$  and (in the case  $\chi_{BP} > \chi$ ) truncate down, with BP, to a final state of bond dimension  $\chi$  before using cylindrical boundary MPS with a MPS rank of  $r = 2\chi$  to calculate  $\langle \sigma_i^z \sigma_j^z \rangle \forall i, j$ .

## APPENDIX

*Offsetting Truncations During Time Evolution* - In our simulations in the main text of the dynamics of Eq. (1) for a cylindrical spin glass we use a bond dimension during the evolution of  $\chi_{BP} = 32$  before truncating to a lower bond dimension  $\chi < 32$  to enable the use of more accurate corrections of belief propagation to measure observables (whose computational scaling is higher than uncorrected belief propagation). We find this “overshooting” of the bond dimension with belief propagation-based simple update highly effective in comparison to keeping the bond dimension constant and lower throughout the simulation, i.e. identical for both the evolution and measurement phases of the simulation.

This is shown explicitly in Supplementary Fig. 8 where we provide a comparison of the final error  $\epsilon_c$  of the simulation for  $\chi_{BP} = 32$  and  $\chi_{BP} = \chi$ , where  $\chi$  is the bond dimension of the state at two different annealing times on the  $8 \times 8$  cylindrical lattice. It is evident that maintaining a larger value of  $\chi_{BP}$  during the evolution leads to a large error reduction. This mode of simulation can be seen as “offsetting” significant truncations until the final state is obtained, where the truncation can then be done more faithfully with respect to the desired state.

In the case of the three-dimensional lattices, the lowest orders of loop corrections are generally more affordable than MPS message passing with  $r = \mathcal{O}(\chi)$  on the cylinder and thus we find we can maintain a consistent, relatively high, bond dimension during the evolution and do not need to perform a final truncation to enable the use of loop corrections — although we still anticipate using a larger  $\chi_{BP}$  may lead to an improvement in the error.