

Chain of Strategy Optimization Makes Large Language Models Better Emotional Supporter

Weixiang Zhao^{1*}, Xingyu Sui^{1*}, Xinyang Han¹, Yang Deng², Yulin Hu¹, Jiahe Guo¹
Libo Qin³, Qianyun Du⁴, Shijin Wang⁴, Yanyan Zhao¹, Bing Qin¹, Ting Liu¹

¹Harbin Institute of Technology, ²Singapore Management University

³Central South University, ⁴iFLYTEK AI Research (Central China), iFLYTEK Co., Ltd
{wxzhao, xysui, yyzhao}@ir.hit.edu.cn

Abstract

The growing emotional stress in modern society has increased the demand for Emotional Support Conversations (ESC). While Large Language Models (LLMs) show promise for ESC, they face two key challenges: (1) low strategy selection accuracy, and (2) preference bias, limiting their adaptability to users' emotional needs. Existing supervised fine-tuning (SFT) struggles to address these issues, as it rigidly trains models on single gold-standard responses without modeling nuanced strategy trade-offs. To overcome these limitations, we propose Chain-of-Strategy Optimization (CSO), a novel approach that optimizes strategy selection preferences at each dialogue turn. We first leverage Monte Carlo Tree Search to construct ESC-Pro, a high-quality preference dataset with turn-level strategy-response pairs. Training on ESC-Pro with CSO improves both strategy accuracy and bias mitigation, enabling LLMs to generate more empathetic and contextually appropriate responses. Experiments on LLaMA-3.1-8B, Gemma-2-9B, and Qwen2.5-7B demonstrate that CSO outperforms standard SFT, highlighting the efficacy of fine-grained, turn-level preference modeling in ESC.¹

1 Introduction

In modern society, people increasingly face emotional stress due to mounting work and life pressures. As a result, the demand for Emotional Support Conversations (ESC) has grown significantly, providing individuals with psychological relief and guidance (Langford et al., 1997; Greene and Bursleson, 2003; Heaney and Israel, 2008). High-quality ESC can help alleviate emotional distress, offering comfort and constructive advice (Bursleson, 2003). With the rapid advancement of large language models (LLMs) (Brown et al., 2020; Dubey et al., 2024; Team et al., 2024; Yang

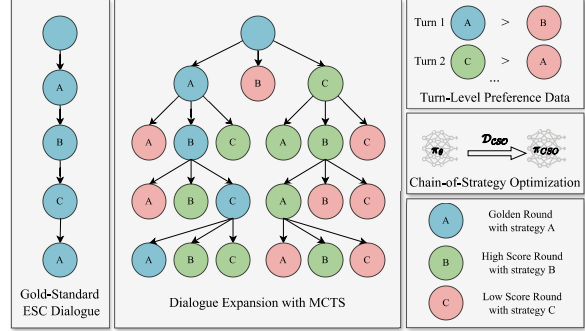


Figure 1: Left: Supervised fine-tuning on gold-standard conversation. Middle: Expanding existing conversations with MCTS. Right: Constructing preference dataset and conducting preference optimization.

et al., 2024), their exceptional conversational abilities have opened up new possibilities for ESC.

However, achieving high-quality ESC with LLMs remains a significant challenge due to two core limitations: 1) LLMs struggle with **low strategy selection accuracy**, often failing to choose contextually appropriate support strategies (Zhao et al., 2023a; Chen et al., 2023; Farhat, 2024). 2) LLMs exhibit **strategy preference bias**, favoring certain strategies rigidly rather than adapting to users' dynamic emotional needs (Kang et al., 2024a). Due to the strategy-driven nature of ESC, nuanced trade-offs between strategies are critical (Liu et al., 2021; Deng et al., 2023; Zhao et al., 2023b). While supervised fine-tuning (SFT) is the mainstream training approach (Ouyang et al., 2022; Zheng et al., 2024), its inherent rigidity exacerbates these challenges. By training exclusively on single golden strategies and responses, SFT teaches LLMs which strategies to apply but fails to clarify why certain strategies are inappropriate in specific contexts. This leaves models unable to grasp the contextual nuances required for dynamic adaptation, resulting in less empathetic and supportive responses.

To this end, we propose **Chain-of-Strategy Optimization (CSO)**, a novel approach designed to

* Equal contribution

¹Our code and data can be found in supplementary files.

enhance both strategy selection accuracy and adaptive strategy preference in ESC. CSO builds upon preference learning techniques, such as Direct Preference Optimization (DPO) (Rafailov et al., 2023), and we employ Monte Carlo Tree Search (MCTS) to enrich existing ESC datasets (Liu et al., 2021; Zheng et al., 2024) by generating turn-level (strategy, response) preference pairs.

As illustrated in the middle of Figure 1, we first expand gold-standard ESC conversations into a conversation tree, where each layer of nodes represents a round of (strategy, response) pairs, and sibling nodes within the same layer correspond to different strategic responses. During the MCTS process, we design a comprehensive value function to assess newly expanded child nodes in terms of empathy, information, humanoid, and strategy. This ensures that the assigned scores accurately reflect the soundness of the strategies represented in each node. Then, we extract a refined ESC dataset for Preference optimization, **ESC-Pro**, as shown in the right of Figure 1. Specifically, low-scoring nodes are categorized as non-prefer samples, identifying suboptimal strategies, while both the original gold-standard nodes and newly discovered high-scoring nodes are included as prefer samples, enhancing the dataset with high-quality strategy examples. Training on ESC-Pro with CSO not only steers the model toward selecting superior strategies over weaker alternatives at each dialogue turn but also expands the diversity of possible conversation paths, mitigating preference biases.

Our comprehensive experiments on LLaMA-3.1-8B (Dubey et al., 2024), Gemma-2-9B (Team et al., 2024), and Qwen2.5-7B (Yang et al., 2024) demonstrate that CSO is highly effective in raising the accuracy of strategy selection and mitigating strategy preference bias. To further validate CSO, we instantiated multiple preference optimization methods (Hong et al., 2024; Meng et al., 2024) on ESC-Pro and consistently observed superior performance compared to standard SFT. This consistent improvement underscores the effectiveness of ESC-Pro as a high-quality dataset and highlights the importance of fine-grained, turn-level preference modeling in achieving effective ESC.

The main contributions of this work are summarized as follows: (1) We present ESC-Pro, a high-quality turn-level preference dataset for ESC, constructed using MCTS. (2) We propose CSO, enabling LLMs to learn nuanced strategy trade-offs at each dialogue turn. (3) Extensive experiments

on three LLMs demonstrate CSO is effective in improving both ESC quality and adaptability.

2 Related Work

Emotional Support Conversation Emotional Support Conversations (ESC) (Liu et al., 2021) center around interactions between a user, referred to as the seeker, who is experiencing emotional distress, and a supporter, whose goal is to alleviate the seeker’s emotional intensity by utilizing a set of strategies to guide the conversation. Various approaches have been proposed to build the ESC systems, such as global-to-local hierarchical graph network (Peng et al., 2022), incorporating common-sense knowledge (Tu et al., 2022), and modeling emotions and semantics (Zhao et al., 2023b). With the development of LLMs, some works aim to directly leverage the performance of these models without altering their architecture. Liu et al. (2023) apply SFT to the LLaMA-7B model for the ESC task and introduce ChatCounselor, a model specialized in ESC tasks that outperforms general-purpose models. Chen et al. (2023) and Qiu et al. (2023) expand single-turn empathic responses into multi-turn dialogues and performed fine-tuning on a high-quality ESC dataset they constructed, thereby improving the model’s ESC performance.

Preference Optimization Algorithms Preference optimization algorithms align model outputs with user preferences by training on pairs of positive and negative samples, enhancing the fine-tuning of LLMs. Traditional approaches use policy-based reinforcement learning (RL) to train reward models (Ouyang et al., 2022), followed by online RL methods like Proximal Policy Optimization (PPO) (Schulman et al., 2017) for LLM fine-tuning. The Direct Preference Optimization (DPO) algorithm (Rafailov et al., 2023) streamlined this process by unifying reward modeling and RL into a single step, reducing computational costs. Subsequent methods further optimized DPO: SimPO (Meng et al., 2024) eliminates DPO’s reference model, IPO (Azar et al., 2024) enhances robustness via regularization, ORPO (Hong et al., 2024) integrates instruction tuning and preference alignment, and KTO (Ethayarajh et al., 2024) operates without paired data by leveraging prospect theory. These advancements simplify training, reduce resource demands, and broaden data applicability.

Existing ESC models rely on SFT, which lacks the ability to differentiate between optimal and sub-

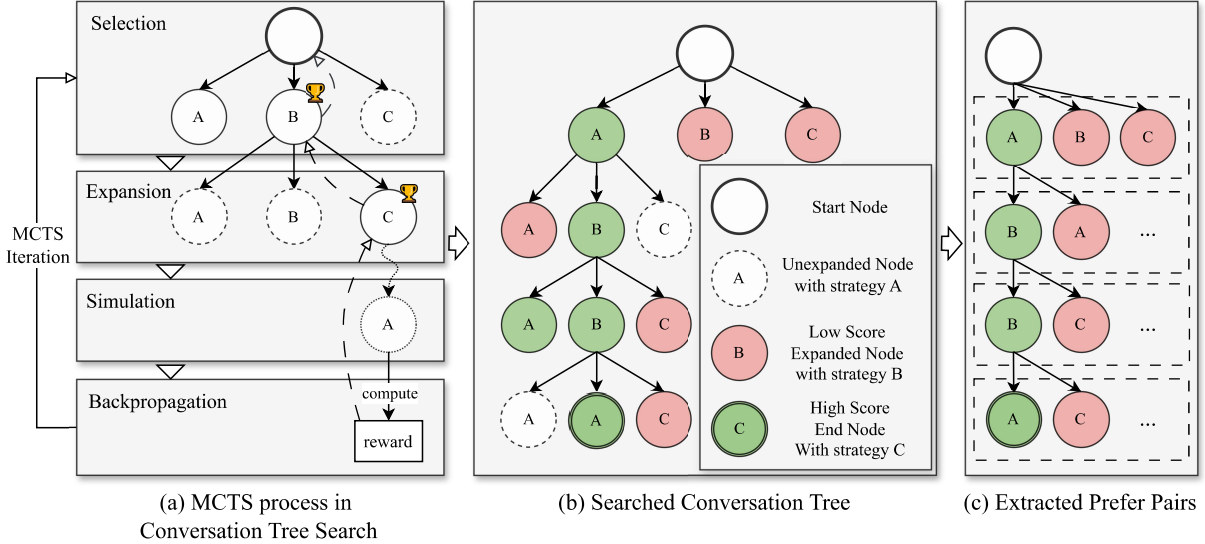


Figure 2: The overall framework of CSO. (a) Dialogue Expansion with MCTS: We leverage Monte Carlo Tree Search (MCTS) to systematically explore and refine ESC strategies by constructing a structured conversation tree. (b) Preference Data Construction: We extract high-quality strategy preference pairs from the expanded conversation tree to form the ESC-Pro dataset. (c) Chain-of-Strategy Optimization (CSO): We fine-tune LLMs on ESC-Pro using preference optimization techniques to enhance strategy selection accuracy and mitigate preference bias.

optimal strategies. Our work bridges this gap by applying preference optimization to ESC, enhancing strategy accuracy and reducing bias.

3 Methodology

We introduce Chain-of-Strategy Optimization (CSO), a novel approach that refines strategy selection at each dialogue turn through structured preference modeling. As shown in Figure 2 This optimization paradigm consists of three key stages: (1) Dialogue Expansion with MCTS, (2) Preference Data Construction and (3) Chain-of-Strategy Optimization (CSO).

3.1 Dialogue Expansion with MCTS

To enrich exists ESC dataset with turn-level preference annotation, we employ Monte Carlo Tree Search (MCTS) to construct a structured conversation tree, where each node represents a specific dialogue state. The search process iteratively refines dialogue strategies through four key stages: selection, expansion, simulation, and backpropagation. This enables the model to explore various strategy paths and identify optimal responses based on predefined value function.

To guide the dialogue generation process, we define four specialized LLMs, each playing a distinct role in constructing and evaluating the conversation tree: **Seeker LLM**: Generates responses based on the conversation history from the seeker per-

spective. **Supporter LLM**: Produces replies based on the conversation history and a given strategy from the supporter perspective. **Strategy LLM**: Evaluates and ranks available support strategies for each conversation turn. **Reward LLM**: Assesses the quality of each strategy-response pair with four key metrics: empathy, information, humanoid quality, and strategy effectiveness, serving as the value function for MCTS. The detailed setups for these LLMs are provided in Appendix A.

3.1.1 Node Types and Representation

Each node in the conversation tree represents a state, classified into four types:

Root Node The root node represents the initial dialogue turn, containing the Seeker’s first response R_{seeker_0} , Q-value Q , and visit count N :

$$S_{\text{root}} = (R_{\text{seeker}_0}, Q, N)$$

Unexpanded Node An unexpanded node represents an unexplored strategy, with the strategy a , score r , Q-value (initialized to 0), and visit count (initialized to 0):

$$S_{\text{unexp}} = (a, r, Q = 0, N = 0)$$

Expanded Node An expanded node has been explored, including the strategy, score, Seeker and Supporter responses, Q-value, and visit count:

$$S_{\text{exp}} = (a, r, R_{\text{seeker}}, R_{\text{supporter}}, Q, N)$$

End Node An end node marks the end of the dialogue, including the strategy, score, Supporter’s response, Q-value, and visit count:

$$S_{\text{end}} = (a, r, R_{\text{supporter}}, Q, N)$$

3.1.2 Selection

During the selection phase, we identify the next node to explore using the Polymer Upper Confidence Bound (PUCB) (Rosin, 2011) formula. This formula balances exploration and exploitation based on the node’s Q-value, visit count, and parent node’s visit count. The formula is:

$$\text{PUCB}(S) = Q(S) + c \cdot P(S) \cdot \frac{\sqrt{N(\text{Parent}(S))}}{N(S) + 1} \quad (1)$$

where c is a hyper-parameter. The selection process proceeds layer by layer, starting from the root node and selecting the node with the highest PUCB value at each step.

3.1.3 Expansion

In the expansion phase, the selected node is evaluated based on its type. If the node is an **expanded node**, the Strategy LLM evaluates all possible strategies for the Supporter at this node, assigns scores, and generates unexpanded child nodes for each strategy. These child nodes are initialized with Q and N values set to 0:

$$S_{\text{child}} = (a, r, Q = 0, N = 0)$$

If the selected node is an **unexpanded node**, the conversation history is generated using the Seeker and Supporter LLMs: (1) First, the Supporter LLM generates a response based on the selected strategy and the conversation history. (2) Next, the Seeker LLM generates a reply based on the conversation history and the Supporter’s response.

Once the node is expanded, the conversation history is stored in the node. If the Seeker generates an end-of-dialogue token during this process, the reward is immediately computed, and the process moves to backpropagation.

3.1.4 Simulation

The simulation focuses on the newly expanded child nodes. To reduce computational costs, only the child node with the highest strategy score is selected for simulation. This proceeds as follows:

Node Expansion The chosen child node is expanded from an unexpanded node to an expanded node. The Seeker and Supporter LLMs generate the conversation content as needed.

Greedy Simulation A greedy simulation is performed for n steps, where at each step: (1) The Seeker LLM generates a response based on the highest-scoring strategy. (2) The Supporter LLM responds accordingly.

The simulation continues for n steps or until an end-of-dialogue token is generated by the Seeker.

Reward Calculation During the simulation, the Reward LLM evaluates the conversation quality using four metrics: Empathy (E), Information (I), Humanoid (H), and Strategy (S). The reward is computed as:

$$R = \frac{E + I + H + \alpha \cdot S}{10} + b \quad (2)$$

where E , I , H , and S are calculated based on the conversation history at each step. α is a scaling hyper-parameter. A bias b is introduced to adjust the reward, allows the system to treat rewards lower than $-b$ as negative, helping guide the search towards higher-scoring nodes. The reward for the simulation is averaged over all Supporter turns during the simulation and is used to update the node’s Q-value in the backpropagation phase:

$$R_{\text{sim}}(S) = \frac{1}{r_{\text{sim_end}} - r(S)} \sum_{i=r(S)}^{r_{\text{sim_end}}} R_{\text{sim}}^{(i)} \quad (3)$$

3.1.5 Backpropagation

In the backpropagation phase, the reward $R_{\text{sim}}(S)$ is propagated backward from the simulated node. The Q-value and visit count for each node are updated as follows:

$$Q_k = \frac{N_k \cdot Q_k + R_{\text{sim}}}{N_k + 1}, \quad N_k = N_k + 1 \quad (4)$$

This process updates the tree and refines the search, improving future strategy selections. By iterating through these four stages, the MCTS process efficiently optimizes the dialogue strategy, balancing exploration and exploitation, while utilizing the LLMs to guide the conversation and evaluate strategies based on rewards.

3.2 ESC-Pro Preference Data Construction

Based on MCTS-based dialogue expansion, we construct the ESC-Pro dataset with strategy preferences at each dialogue turn. This dataset is derived from the conversation tree by identifying high-quality strategy-response paths and pairing them with lower-scoring alternatives to create fine-grained preference data.

Conversation Decomposition and Expansion

To construct the preference dataset, we decompose a gold-standard ESC conversation into a structured conversation tree, where each layer corresponds to a specific dialogue turn. Sibling nodes within a layer represent different strategic choices. The tree expands iteratively through MCTS-based search, ensuring comprehensive exploration of potential strategy paths while maintaining computational efficiency. The process stops when: The search reaches a predefined number of iterations n_{iter} or a sufficient number of termination nodes n_{finish} have been identified.

Preference Data Extraction After completing the MCTS process, we extract valid conversation paths from the tree, where each node in the path satisfies the condition $Q(S_i) > \theta$. A path $P = \{S_1, S_2, \dots, S_L\}$ is valid if:

$$\text{is_end_node}(S_L) \text{ and } Q(S_i) > \theta \quad \forall S_i \in P \quad (5)$$

Here, $\text{is_termination}(S_L)$ ensures that the last node in the path, S_L , is a termination node, and $Q(S_i) > \theta$ ensures that all nodes in the path meet the quality threshold.

Once valid paths are identified, we extract preference pairs by identifying low-scoring siblings S_l for each high-scoring node S_w , where $Q(S_l) < \theta$. These pairs (S_w, S_l) represent relative strategy quality and are used to train the model.

The resulting dataset, denoted as \mathcal{D} , is constructed as follows:

$$\mathcal{D} = \bigcup_{P \in \mathcal{P}} \left\{ \begin{array}{l} (S_w, S_l) \mid S_w \in P, S_l \in P, \\ Q(S_w) > \theta, Q(S_l) < \theta \end{array} \right\} \quad (6)$$

where \mathcal{P} denotes the set of all valid paths. The dataset \mathcal{D} contains all preference pairs (S_w, S_l) extracted from valid paths. By incorporating both preferred and non-preferred strategies, ESC-Pro provides a rich training signal, allowing LLMs to learn nuanced strategy trade-offs and improve adaptive decision-making.

3.3 Chain-of-Strategy Optimization

We perform turn-level preference optimization with DPO (Rafailov et al., 2023) on the ESC-Pro dataset \mathcal{D} . For the i -th conversation round, the training objective is formulated as follows:

$$\mathcal{L}_i(\pi_\theta; \pi_{\text{ref}}) = -\log \sigma(\beta \log r_w - \beta \log r_l) \quad (7)$$

$$r_w = \frac{\pi_\theta(S_w^i \mid x, H^{i-1})}{\pi_{\text{ref}}(S_w^i \mid x, H^{i-1})}, r_l = \frac{\pi_\theta(S_l^i \mid x, H^{i-1})}{\pi_{\text{ref}}(S_l^i \mid x, H^{i-1})} \quad (8)$$

ESC-Pro(+) vs. ESC-Pro(-)	Win	Lose	Tie	κ
Empathy	46.33	32.67	21.00	0.61
Information	42.34	27.33	30.33	0.55
Humanoid	41.67	21.33	37.00	0.49
Strategy	60.67	15.00	24.33	0.67

Table 1: Pairwise comparison results between ESC-Pro(+) and ESC-Pro(-). The ‘‘Win’’ column indicates cases where the preference response is rated higher, while ‘‘Lose’’ represents cases where the non-preference response was preferred. The κ coefficient measures inter-rater agreement.

where H^{i-1} represents $\{S_w^0, S_w^1, \dots, S_w^{i-1}\}$. The overall training objective is:

$$\mathcal{L}_{\text{CSO}}(\pi_\theta; \pi_{\text{ref}}) = -\mathbb{E}_{(x, S_w^i, S_l^i, H^{i-1}) \sim \mathcal{D}} [\mathcal{L}_i(\pi_\theta; \pi_{\text{ref}})] \quad (9)$$

4 Dataset Quality

4.1 Statics of ESC-Pro

We expand 100 seed dialogues from ExtES (Zheng et al., 2024) into 423 dialogues, forming our ESC-Pro dataset. The total number of utterances grows from 1,613 to 14,383, with over half (8,157 utterances) classified as non-preference data. This demonstrates that our method not only effectively expands high-quality preference data but also generates a substantial amount of non-preference data, making ESC-Pro well-suited for preference optimization. Please refer to Appendix C.1 for detailed results and discussion.

The average dialogue length remains consistent between the expanded dataset (14.72 utterances) and the original (16.13 utterances), ensuring that expansion does not degrade data quality. Additionally, the average length of preference utterances (29.42) closely matches that of the seed data (29.03), while non-preference utterances (23.22) are notably shorter. This distinction highlights the effectiveness of our method in capturing meaningful preference differences within ESC interactions.

4.2 Data Quality Evaluation

To assess the quality gap between preference and non-preference data, we conduct a pairwise comparison using the four evaluation metrics from the Reward LLM: Empathy, Information, Humanoid, and Strategy. Evaluators compare 100 preference pairs from ESC-Pro and determine whether the preference response is superior, inferior, or equal to the non-preference response. As shown in Table

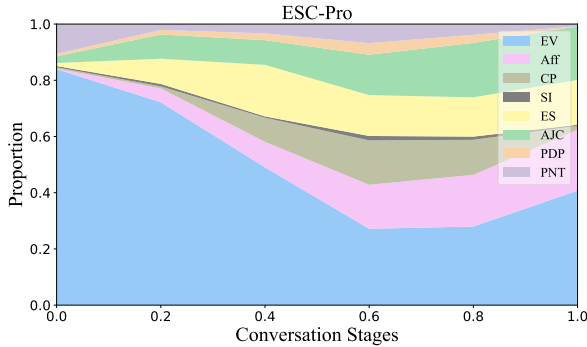


Figure 3: Strategy distribution across conversation stages in ESC-Pro.

1, preference data consistently outperforms non-preference data, particularly in Strategy (winning in 61 cases vs. 15 losses), aligning with the Reward LLM’s weighting scheme. The Empathy and Information metrics also favor preference data, while the Humanoid metric shows a more balanced distribution. These results confirm both the effectiveness of ESC-Pro in capturing high-quality strategy responses and the reliability of the Reward LLM’s scoring methodology. Please refer to Appendix C.2 for more results on the data quality evaluation.

4.3 Strategy Analysis

The ExTES dataset originally contains 16 distinct support strategies. To reduce the search space and improve computational efficiency, we merge similar strategies into 8 categories (see Appendix D for details). We analyze the distribution of these strategies across six conversation stages. Given a dialogue with N utterances, each utterance k (where $k = 1, \dots, N$) is assigned to stage i using:

$$i = \left\lfloor \frac{k}{N} \times 6 \right\rfloor \times 0.2$$

where i ranges from 0 to 1 in increments of 0.2.

As shown in Figure 3, the ESC-Pro dataset exhibits a dynamic and contextually appropriate strategy distribution. And the comparison with the seed dataset reveals that ESC-Pro employs a more diverse and balanced strategy distribution. Please refer to Appendix C.3 for more details.

4.4 Toxicity Analysis

We assess the toxicity levels of ESC-Pro using the Perspective API, a widely used tool for detecting harmful content. Our analysis shows that ESC-Pro maintains a similar toxicity profile to ExTES-seed, ensuring its suitability for preference optimization. Please refer to Appendix C.4 for detailed results.

5 Experiments

5.1 Experimental Setup

Backbones We evaluate our method on three LLMs: LLaMA-3.1-8B-Instruct (Dubey et al., 2024), Qwen-2.5-7B-Instruct (Yang et al., 2024), and Gemma-2-9B-it (Team et al., 2024).

Dataset We use the ExTES dataset as the gold-standard conversational benchmark for expansion. To create the ESC-Pro dataset, we select the first 100 samples from the processed training set as a high-quality starting point. Leveraging this subset, we apply MCTS to generate the ESC-Pro dataset. Additionally, we extract a fine-tuning subset from ESC-Pro, referred to as ESC-Pro-SFT.

Metrics We evaluate ESC performance using the ExTES test set and a strategy test set constructed following Kang et al. (2024b). The evaluation focuses on two four metrics: strategy selection accuracy, measured by macro F1 score \mathcal{Q} and weighted F1 score \mathcal{Q}_W , and strategy preference bias \mathcal{B} , which quantifies the deviation between the model’s selected strategies and the ideal strategy preferences. And ROUGE-L (R-L) (Lin, 2004) is also adopted to evaluate the semantic aspects of the generated response.

Baseline Given that most recent methods to improving ESC capabilities in LLMs rely on supervised fine-tuning (SFT) (Chen et al., 2023; Qiu et al., 2023; Zheng et al., 2024), we compare CSO against LoRA-based (Hu et al., 2022) and full-parameter SFT models trained on ESC-Pro-SFT. Additionally, we evaluate several decoding strategies, including Direct-Refine, Self-Refine, and the inclusion of examples in the prompt, to assess their impact on model performance. Please refer to Appendix E for detailed description.

Implementation Details All experiments are conducted using PyTorch (Paszke et al., 2019) on 8 NVIDIA Tesla A100 GPUs. Further details on hyperparameters and training configurations are provided in Appendix F.

5.2 Overall Results

5.2.1 Automatic Evaluation Results

Table 2 demonstrates the performance comparison of CSO and baselines based on LLaMA-3.1-8B-Instruct, Qwen2.5-7B-Instruct and gemma-2-9B-it.

CSO improves strategy accuracy while reducing bias. Table 2 shows that CSO significantly

		$\mathcal{Q} \uparrow$	$\mathcal{B} \downarrow$	$\mathcal{Q}_w \uparrow$	$\mathbf{R} - \mathbf{L} \uparrow$
LLaMA-3.1-8B-Instruct		29.79	1.18	38.78	23.48
Direct-Refine		16.08	1.60	18.56	19.53
Self-Refine		17.85	1.35	24.72	19.48
w/ Example		8.85	1.27	15.34	18.42
Full	SFT	30.28	2.65	37.33	23.77
	CSO	33.11	1.11	39.21	24.24
LoRA	SFT	31.25	2.65	39.27	23.30
	CSO	34.51	1.11	41.11	23.89
Qwen-2.5-7B-Instruct		19.84	2.47	28.12	23.52
Direct-Refine		12.70	1.20	24.89	22.91
Self-Refine		11.77	1.75	19.59	20.53
w/ Example		17.33	1.37	28.21	22.51
Full	SFT	21.73	2.34	31.24	23.54
	CSO	28.78	1.92	34.39	26.16
LoRA	SFT	21.54	2.45	29.11	23.72
	CSO	23.16	2.09	32.26	24.17
Gemma-2-9B-it		31.31	1.33	44.06	25.64
Direct-Refine		7.79	2.55	12.86	21.67
Self-Refine		15.95	2.47	22.93	20.63
w/ Example		20.12	2.65	13.41	19.64
Full	SFT	32.52	1.29	46.45	25.25
	CSO	35.61	1.54	47.95	26.63
LoRA	SFT	31.40	1.55	43.90	25.68
	CSO	35.77	1.23	52.34	26.61

Table 2: Performance comparison of CSO and baseline methods across LLaMA-3.1-8B-Instruct, Qwen2.5-7B-Instruct, and Gemma-2-9B-it backbones in both LoRA and full fine-tuning settings. \uparrow indicates higher is better, \downarrow indicates lower is better.

enhances strategy accuracy while effectively reducing strategy bias. While SFT without preference optimization slightly improves strategy selection accuracy, it also increases strategy bias, limiting adaptability. In contrast, CSO mitigates bias while boosting accuracy, highlighting the necessity of preference optimization in ESC strategy selection. Our results also highlight the limitations of decoding-based approaches, which fail to achieve stable improvements, often leading to lower strategy accuracy and increased bias.

CSO enhances ESC performance across different models. CSO improves ESC performance across all backbone models, regardless of their initial capabilities. It enhances strategy accuracy and reduces bias in both weaker models (Qwen2.5-7B-Instruct) and stronger models (Gemma-2-9B-it), demonstrating its versatility and robustness.

CSO excels in both LoRA and Full fine-tuning

CSO vs. SFT	win	lose	tie	κ
Acceptance	68.00	20.33	11.67	0.65
Effectiveness	58.33	16.00	25.67	0.55
Sensitivity	60.67	21.67	17.66	0.61
Satisfaction	62.34	19.33	18.33	0.64

Table 3: Human evaluation results comparing CSO and SFT. Win indicates cases where CSO-generated responses were preferred, while Lose represents cases where SFT responses were rated higher. Tie indicates no preference.

settings. CSO consistently outperforms SFT in both LoRA-based fine-tuning and full-parameter fine-tuning. While SFT improvements are more limited in LoRA settings, CSO maintains strong performance even with fewer trainable parameters, making it a practical choice for resource-constrained scenarios.

5.2.2 Human Evaluation Results

The results in Table 3 show that CSO consistently outperforms SFT across all human evaluation metrics. Specifically: CSO achieves higher Acceptance (68.00% win rate), Effectiveness (58.33%), and Sensitivity (60.67%), indicating that its responses are more appropriate, impactful, and emotionally attuned. Inter-rater agreement (κ scores between 0.55–0.65) indicates a moderate to high level of consistency among human evaluators. These findings further validate that preference optimization enhances ESC performance, making responses more empathetic and aligned with user needs.

5.3 Ablation Study

To assess the effectiveness of our approach, we conduct an ablation study using a randomized dataset, ESC-Pro-Random. In this variant, for each Supporter turn, we randomly select a non-preferred strategy instead of using low-scoring strategies from the search process. A non-preferred reply is then generated based on this strategy, forming a preference pair with the original response.

We fine-tune the model using LoRA with the same hyperparameters as ESC-Pro and compare ESC-Pro-Random with both ESC-Pro and standard SFT. As shown in Table 4, ESC-Pro-Random performs slightly better than SFT but remains consistently inferior to ESC-Pro across all backbone models. This confirms that our method of leveraging low-scoring nodes searched and verified by

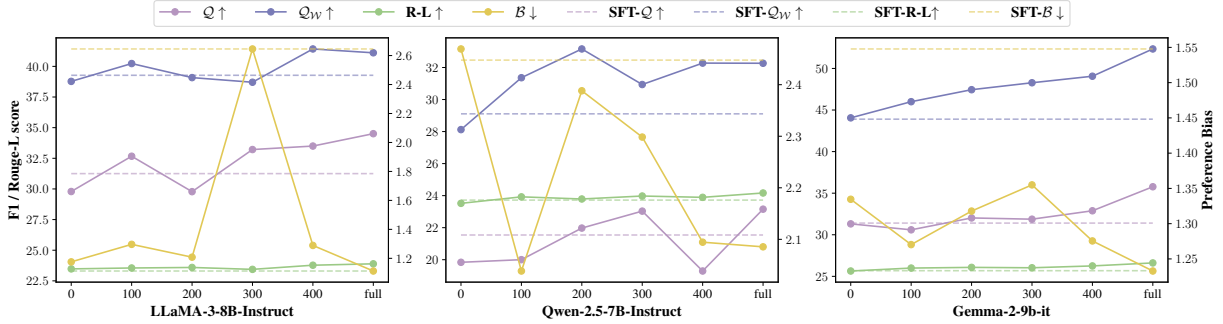


Figure 4: Impact of ESC-Pro data volume on model performance across three backbones. Data size varies with 0 (baseline), 100, 200, 300, 400, and the full set (423 dialogues).

	$Q \uparrow$	$B \downarrow$	$Q_w \uparrow$	$R - L \uparrow$
LLaMA-3.1-8B-Instruct	29.79	1.18	38.77	23.48
SFT	31.25	2.65	39.27	23.30
CSO	34.51	1.11	41.11	23.89
CSO - Random	31.79	2.65	39.24	23.65
Qwen-2.5-7B-Instruct	19.83	2.47	28.12	23.52
SFT	21.54	2.45	29.11	23.72
CSO	23.16	2.09	32.26	24.17
CSO - Random	22.89	2.19	32.97	23.90
Gemma-2-9b-it	31.31	1.33	44.06	25.64
SFT	31.40	1.55	43.90	25.68
CSO	35.77	1.23	52.34	26.61
CSO - Random	29.86	1.22	44.58	25.75

Table 4: Ablation study results comparing SFT, CSO, and CSO-Random across LLaMA-3.1-8B-Instruct, Qwen2.5-7B-Instruct, and Gemma-2-9B-it.

MCTS as non-preferred data is both effective and meaningful, reinforcing the importance of structured preference learning in ESC.

5.4 Data Volume Analysis

We analyze the impact of data volume on model performance by varying the number of ESC-Pro dialogues used for fine-tuning. We experiment with 0 (baseline), 100, 200, 300, 400, and the full set (423 dialogues), applying LoRA fine-tuning under consistent experimental settings. Figure 4 presents the results, with SFT performance indicated by dashed lines for reference.

The results show a clear upward trend: as data volume increases, performance improves. Notably, with only 200–300 dialogues, CSO outperforms standard SFT, demonstrating the efficiency and scalability of preference data. While further improvements are expected with larger datasets, we limit our seed data to 100 dialogues due to compu-

tational constraints. Expanding to larger datasets remains an important direction for future research.

5.5 Analysis of Different Preference Optimization Algorithms

To further validate the efficacy of CSO, we examine the impact of integrating alternative preference learning methods into our framework. We replace the default DPO with various existing alternatives, including IPO (Azar et al., 2024), KTO (Ethayarajh et al., 2024), SimPO (Meng et al., 2024) and ORPO (Hong et al., 2024), and evaluate their performance. The results consistently show that all preference optimization variants outperform standard SFT, reinforcing the advantages of preference-driven learning in ESC. For detailed results and discussion, please refer to Appendix G.

6 Conclusion

In this work, we address key challenges in LLM-driven ESC, particularly low strategy selection accuracy and preference bias. To tackle these issues, we propose Chain-of-Strategy Optimization (CSO), a novel approach that optimizes strategy selection preferences at each dialogue turn. CSO systematically expands existing ESC datasets with Monte Carlo Tree Search, constructing a conversation tree where different strategy-response pairs are evaluated to generate ESC-Pro, a refined preference dataset. By training LLMs on ESC-Pro, CSO improves strategy accuracy, reduces bias toward fixed strategies, and enhances adaptability to user emotions. Extensive experiments on LLaMA-3.1-8B-Instruct, Gemma-2-9B-it, and Qwen2.5-7B-Instruct demonstrate that CSO significantly outperforms standard SFT and decoding-based methods. These results validate the effectiveness of turn-level preference modeling in improving ESC quality.

Limitations

Despite the effectiveness of CSO in improving strategy selection and preference alignment, our study has several limitations: Due to limited computational resources, our experiments were conducted on mid-scale LLMs (7B–9B parameters). While these models are representative, larger-scale models (e.g., 30B+) could further enhance performance and provide deeper insights into CSO’s scalability. Our ESC-Pro dataset was generated using a seed set of 100 dialogues, expanded through MCTS-based search. While the results demonstrate significant performance gains, a larger seed dataset or alternative expansion strategies (e.g., human-in-the-loop validation) could further enhance the diversity and quality of preference data.

Ethical Considerations

Our work is intended solely for research purposes and aims to improve the effectiveness of Emotional Support Conversations (ESC) in Large Language Models (LLMs). While CSO enhances strategy selection and adaptability, it is important to recognize the ethical implications of deploying LLMs in emotionally sensitive interactions.

This study is conducted as a technical exploration and is not intended for direct deployment in real-world mental health or counseling applications. The models used in our experiments are not designed to replace professional human support and should not be used as a substitute for licensed therapy or crisis intervention.

While CSO mitigates strategy bias, LLMs can still exhibit undesirable biases inherited from training data. We take precautions by evaluating toxicity levels and ensuring alignment with supportive strategies, but further human oversight and ethical review are necessary before implementation.

Our study does not involve real user data and strictly utilizes publicly available benchmarks. We encourage future research to adhere to ethical AI principles, including transparency, fairness, and accountability, to prevent potential misuse in emotionally sensitive applications.

References

Mohammad Gheshlaghi Azar, Zhaohan Daniel Guo, Bilal Piot, Remi Munos, Mark Rowland, Michal Valko, and Daniele Calandriello. 2024. A general theoretical paradigm to understand learning from human

preferences. In *International Conference on Artificial Intelligence and Statistics*, pages 4447–4455. PMLR.

Tom Brown, Benjamin Mann, Nick Ryder, Melanie Subbiah, Jared D Kaplan, Prafulla Dhariwal, Arvind Neelakantan, Pranav Shyam, Girish Sastry, Amanda Askell, et al. 2020. Language models are few-shot learners. *Advances in neural information processing systems*, 33:1877–1901.

Brant R Burleson. 2003. Emotional support skills. In *Handbook of communication and social interaction skills*, pages 569–612. Routledge.

Yirong Chen, Xiaofen Xing, Jingkai Lin, Huimin Zheng, Zhenyu Wang, Qi Liu, and Xiangmin Xu. 2023. Soulchat: Improving llms’ empathy, listening, and comfort abilities through fine-tuning with multi-turn empathy conversations. In *Findings of the Association for Computational Linguistics: EMNLP 2023*, pages 1170–1183.

Yang Deng, Wenxuan Zhang, Yifei Yuan, and Wai Lam. 2023. Knowledge-enhanced mixed-initiative dialogue system for emotional support conversations. In *Proceedings of the 61st Annual Meeting of the Association for Computational Linguistics (Volume 1: Long Papers)*, pages 4079–4095.

Abhimanyu Dubey, Abhinav Jauhri, Abhinav Pandey, Abhishek Kadian, Ahmad Al-Dahle, Aiesha Letman, Akhil Mathur, Alan Schelten, Amy Yang, Angela Fan, et al. 2024. The llama 3 herd of models. *arXiv preprint arXiv:2407.21783*.

Kawin Ethayarajh, Winnie Xu, Niklas Muennighoff, Dan Jurafsky, and Douwe Kiela. 2024. Kto: Model alignment as prospect theoretic optimization. *arXiv preprint arXiv:2402.01306*.

Faiza Farhat. 2024. Chatgpt as a complementary mental health resource: a boon or a bane. *Annals of Biomedical Engineering*, 52(5):1111–1114.

John O Greene and Brant R Burleson. 2003. *Handbook of communication and social interaction skills*. Routledge.

Catherine A Heaney and Barbara A Israel. 2008. Social networks and social support. *Health behavior and health education: Theory, research, and practice*, 4(1):189–210.

Jiwoo Hong, Noah Lee, and James Thorne. 2024. Orpo: Monolithic preference optimization without reference model. In *Proceedings of the 2024 Conference on Empirical Methods in Natural Language Processing*, pages 11170–11189.

Edward J Hu, Phillip Wallis, Zeyuan Allen-Zhu, Yuanzhi Li, Shean Wang, Lu Wang, Weizhu Chen, et al. 2022. Lora: Low-rank adaptation of large language models. In *International Conference on Learning Representations*.

- Dongjin Kang, Sunghwan Kim, Taeyoon Kwon, Seungjun Moon, Hyunsouk Cho, Youngjae Yu, Dongha Lee, and Jinyoung Yeo. 2024a. Can large language models be good emotional supporter? mitigating preference bias on emotional support conversation. In *Proceedings of the 62nd Annual Meeting of the Association for Computational Linguistics (Volume 1: Long Papers)*, pages 15232–15261.
- Dongjin Kang, Sunghwan Kim, Taeyoon Kwon, Seungjun Moon, Hyunsouk Cho, Youngjae Yu, Dongha Lee, and Jinyoung Yeo. 2024b. Can large language models be good emotional supporter? mitigating preference bias on emotional support conversation. *arXiv preprint arXiv:2402.13211*.
- Catherine Penny Hinson Langford, Juanita Bowsher, Joseph P Maloney, and Patricia P Lillis. 1997. Social support: a conceptual analysis. *Journal of advanced nursing*, 25(1):95–100.
- Chin-Yew Lin. 2004. Rouge: A package for automatic evaluation of summaries. In *Text summarization branches out*, pages 74–81.
- June M Liu, Donghao Li, He Cao, Tianhe Ren, Zeyi Liao, and Jiamin Wu. 2023. Chatcounselor: A large language models for mental health support. *arXiv preprint arXiv:2309.15461*.
- Siyang Liu, Chujie Zheng, Orianna Demasi, Sahand Sabour, Yu Li, Zhou Yu, Yong Jiang, and Minlie Huang. 2021. Towards emotional support dialog systems. In *Proceedings of the 59th Annual Meeting of the Association for Computational Linguistics and the 11th International Joint Conference on Natural Language Processing (Volume 1: Long Papers)*, pages 3469–3483.
- Aman Madaan, Niket Tandon, Prakhar Gupta, Skyler Hallinan, Luyu Gao, Sarah Wiegrefe, Uri Alon, Nouha Dziri, Shrimai Prabhunoye, Yiming Yang, et al. 2024. Self-refine: Iterative refinement with self-feedback. *Advances in Neural Information Processing Systems*, 36.
- Yu Meng, Mengzhou Xia, and Danqi Chen. 2024. Simpo: Simple preference optimization with a reference-free reward. *arXiv preprint arXiv:2405.14734*.
- Long Ouyang, Jeffrey Wu, Xu Jiang, Diogo Almeida, Carroll Wainwright, Pamela Mishkin, Chong Zhang, Sandhini Agarwal, Katarina Slama, Alex Ray, et al. 2022. Training language models to follow instructions with human feedback. *Advances in neural information processing systems*, 35:27730–27744.
- Adam Paszke, Sam Gross, Francisco Massa, Adam Lerer, James Bradbury, Gregory Chanan, Trevor Killeen, Zeming Lin, Natalia Gimelshein, Luca Antiga, et al. 2019. Pytorch: An imperative style, high-performance deep learning library. *Advances in neural information processing systems*, 32.
- Wei Peng, Yue Hu, Luxi Xing, Yuqiang Xie, Yajing Sun, and Yunpeng Li. 2022. Control globally, understand locally: A global-to-local hierarchical graph network for emotional support conversation. *arXiv preprint arXiv:2204.12749*.
- Huachuan Qiu, Hongliang He, Shuai Zhang, Anqi Li, and Zhenzhong Lan. 2023. Smile: Single-turn to multi-turn inclusive language expansion via chatgpt for mental health support. *arXiv preprint arXiv:2305.00450*.
- Rafael Rafailov, Archit Sharma, Eric Mitchell, Christopher D Manning, Stefano Ermon, and Chelsea Finn. 2023. Direct preference optimization: Your language model is secretly a reward model. *Advances in Neural Information Processing Systems*, 36:53728–53741.
- Jeff Rasley, Samyam Rajbhandari, Olatunji Ruwase, and Yuxiong He. 2020. Deepspeed: System optimizations enable training deep learning models with over 100 billion parameters. In *Proceedings of the 26th ACM SIGKDD International Conference on Knowledge Discovery & Data Mining*, pages 3505–3506.
- Christopher D Rosin. 2011. Multi-armed bandits with episode context. *Annals of Mathematics and Artificial Intelligence*, 61(3):203–230.
- John Schulman, Filip Wolski, Prafulla Dhariwal, Alec Radford, and Oleg Klimov. 2017. Proximal policy optimization algorithms. *arXiv preprint arXiv:1707.06347*.
- Gemma Team, Thomas Mesnard, Cassidy Hardin, Robert Dadashi, Surya Bhupatiraju, Shreya Pathak, Laurent Sifre, Morgane Rivière, Mihir Sanjay Kale, Juliette Love, et al. 2024. Gemma: Open models based on gemini research and technology. *arXiv preprint arXiv:2403.08295*.
- Quan Tu, Yanran Li, Jianwei Cui, Bin Wang, Ji-Rong Wen, and Rui Yan. 2022. Misc: A mixed strategy-aware model integrating comet for emotional support conversation. In *Proceedings of the 60th Annual Meeting of the Association for Computational Linguistics (Volume 1: Long Papers)*, pages 308–319.
- An Yang, Baosong Yang, Beichen Zhang, Binyuan Hui, Bo Zheng, Bowen Yu, Chengyuan Li, Dayiheng Liu, Fei Huang, Haoran Wei, et al. 2024. Qwen2. 5 technical report. *arXiv preprint arXiv:2412.15115*.
- Weixiang Zhao, Yanyan Zhao, Xin Lu, Shilong Wang, Yanpeng Tong, and Bing Qin. 2023a. Is chatgpt equipped with emotional dialogue capabilities? *arXiv preprint arXiv:2304.09582*.
- Weixiang Zhao, Yanyan Zhao, Shilong Wang, and Bing Qin. 2023b. Transesc: Smoothing emotional support conversation via turn-level state transition. In *Findings of the Association for Computational Linguistics: ACL 2023*, pages 6725–6739.

Zhonghua Zheng, Lizi Liao, Yang Deng, Libo Qin, and Liqiang Nie. 2024. Self-chats from large language models make small emotional support chatbot better. In *Proceedings of the 62nd Annual Meeting of the Association for Computational Linguistics (Volume 1: Long Papers)*, pages 11325–11345.

A LLM Definition and Prompt

We employ four types of LLMs to guide the dialogue strategy generation and evaluation during the MCTS process.

Seeker LLM The Seeker LLM plays the role of a visitor in an empathic dialogue. Based on the dialogue history up to the last Supporter turn, the Seeker generates a response or outputs an end-of-dialogue token when the conversation should be concluded. The Seeker’s action is defined as:

$$a_{\text{seeker}} := f_{\text{seeker}}(H_{\text{supporter}})$$

where $H_{\text{supporter}}$ represents the conversation history up to the last Supporter turn, denoted as $\{R_{\text{seeker}}^{(0)}, R_{\text{supporter}}^{(0)}, R_{\text{seeker}}^{(1)}, R_{\text{supporter}}^{(1)}, \dots, R_{\text{seeker}}^{(i)}, R_{\text{supporter}}^{(i)}\}$. The function f_{seeker} generates the Seeker’s response or an end-of-conversation token when the Seeker decides to end the dialogue.

We use GPT-4O-mini as the Seeker LLM and employ the prompt shown in fig 5.

Supporter LLM The Supporter LLM responds to the Seeker’s turn, offering supportive or complementary dialogue. Based on the Seeker’s last statement and a predefined response strategy, the Supporter generates a reply. The Supporter’s action is defined as:

$$a_{\text{supporter}} := f_{\text{supporter}}(H_{\text{seeker}}, \text{Strategy})$$

where H_{seeker} represents the conversation history up to the last Seeker turn, denoted as $\{R_{\text{seeker}}^{(0)}, R_{\text{supporter}}^{(0)}, R_{\text{seeker}}^{(1)}, R_{\text{supporter}}^{(1)}, \dots, R_{\text{supporter}}^{(i-1)}, R_{\text{seeker}}^{(i)}\}$, and Strategy refers to the chosen response strategy. The function $f_{\text{supporter}}$ generates the Supporter’s reply based on these inputs.

We use GPT-4O-mini as the Supporter LLM and employ the prompt shown in fig 6.

Strategy LLM The Strategy LLM evaluates available strategies for the Supporter at each node, scoring them on a scale from 1 to 10 based on the Seeker’s last statement. The score reflects the appropriateness and effectiveness of each strategy in

Seeker

SYSTEM:
You are someone who has been feeling down due to recent circumstances. You can add details about yourself in the conversation.

You are currently in a bad emotion due to the following situation: `{situation}`

You have sought out a supporter to talk to, in the hopes of alleviating your feelings of `{emotion}`.

You're engaged in a face-to-face conversation, with each of your sentences being fairly short and informal. Please try to simulate real human-spoken conversation as much as possible, don't act like a machine, don't mention that you are an AI assistant. Don't always repeat or say 'thanks'.

In the beginning, you shouldn't reveal all the information at once and follow up with further clarification only when asked. You speak less than 20 words at a time.

You will get the conversation between you and the supporter.

QUERY:
`{chat_history}`

Output your next sentence directly, if you feel the conversation should end and you won't continue, output a special word `</end/>`. Do not add other extraneous prefixes and control characters.

Figure 5: Prompt of Seeker LLM

Supporter

SYSTEM:
You are an emotion supporter, providing emotional support to seekers. You are now going to help alleviate a user's emotions. Please try to simulate real human-spoken conversation as much as possible, don't act like a machine, don't mention that you are an AI assistant.

character setting

You're engaged in a face-to-face conversation, with each of your sentences being fairly short and informal. Most of the time you speak less than 25 words at a time.

You will get the conversation between you and the user, and your next strategy. Output your next sentence directly, do not add other extraneous prefixes and control characters.

QUERY:
`{chat_history}`

You will use the strategy of "`{strategy}`" to respond to the user, below are the detail of the strategy: `{strategy_detail}`

Here is your output:

Figure 6: Prompt of Supporter LLM

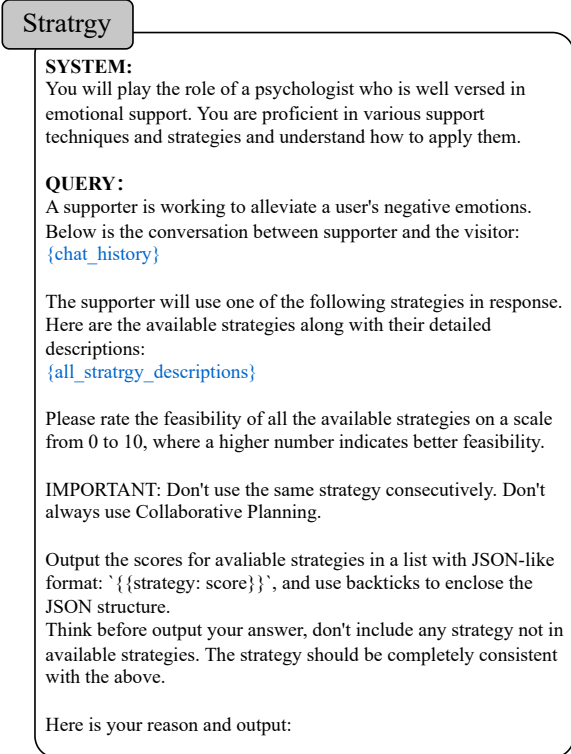


Figure 7: Prompt of Strategy LLM

the current context. The Strategy’s action is defined as:

$$a_{\text{strategy}} := f_{\text{strategy}}(H_{\text{seeker}})$$

where H_{seeker} is the conversation history up to the last Seeker turn, as defined above. The output a_{strategy} is a score between 1 and 10 for each available strategy, representing its effectiveness in the current context.

After scoring, the strategy scores are normalized using the softmax function to ensure they form a valid probability distribution across the strategies at the children of the same node. This normalization allows the scores to be used as the P -value in the PUCB formula.

We use GPT-4O-mini as the Strategy LLM and employ the prompt shown in fig 7.

Reward LLM The Reward LLM evaluates the quality of the conversation based on four metrics: Empathy (E), Information (I), Humanoid (H), and Strategies (S). The action of the Reward LLM is defined as:

$$a_{\text{reward}} := f_{\text{reward}}(H_{\text{supporter}})$$

where $H_{\text{supporter}}$ is the conversation history up to the last Supporter turn, as defined above. The function f_{reward} returns the scores for each of the four

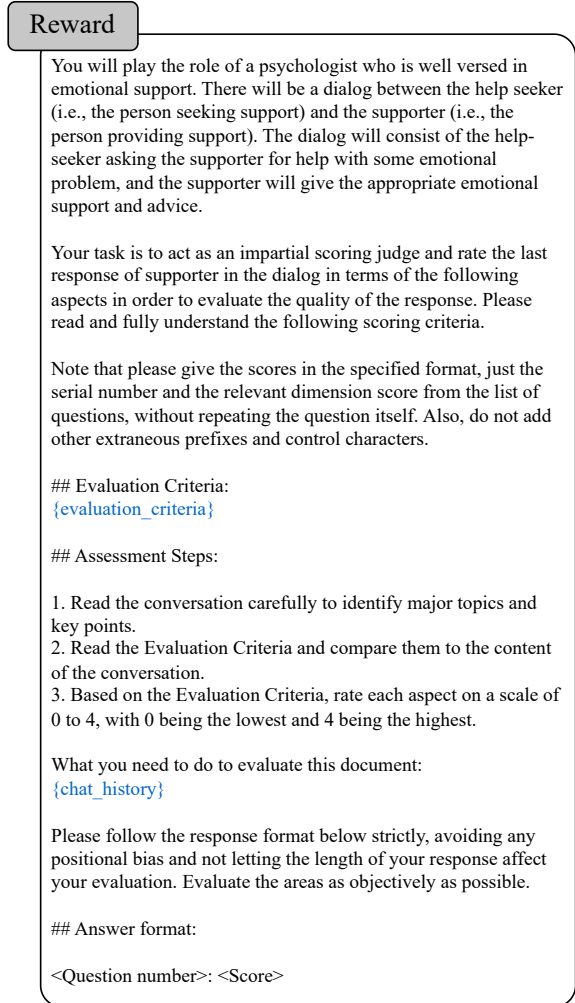


Figure 8: Prompt of Reward LLM

metrics, which are represented as a tuple:

$$f_{\text{reward}}(H_{\text{supporter}}^k) = (E^k, I^k, H^k, S^k)$$

We use GPT-4O-mini as the Reward LLM and employ the prompt shown in fig 8. Detailed evaluation criteria are in the appendix B.

B Reward Evaluation Criteria

The explanations of each metric are as follows:

Empathy (E) Focusing on the comprehension of user emotions and the delineation of the underlying logical framework of user emotions.

Information (I) Focusing on Evaluating the Reasonableness and Quantity of Recommendations Provided by Emotion Assistants.

Humanoid (H) Focus on the differences between emotional assistants and humans.

	ExTES	ESC-Pro(seeker)	ESC-Pro(+)	ESC-Pro(-)	ESC-Pro
Dialogues	100	\	\	\	423
Utterances	1,613	3,113	3,113	8,157	14,383
Avg. len. of dialogues	16.13	\	\	\	14.72
Avg. len. of utterances	29.03	17.33	29.42	23.22	23.29

Table 5: The data statics of our ESC-Pro.

	ExTES	ESC-Pro(+)	ESC-Pro(-)	ESC-Pro	κ
Acc	3.78	3.91	3.13	3.52	0.41
Eff	3.31	3.45	3.19	3.27	0.51
Sen	3.86	3.98	3.51	3.75	0.44
Sat	3.65	3.78	3.28	3.52	0.45
Align	3.53	3.60	3.47	3.54	0.52

Table 6: Human evaluation results comparing ExTES-Seed, ESC-Pro(+), ESC-Pro(-), and ESC-Pro. (+) and (-) mean the preferred and dispreferred turns, respectively. Higher scores indicate better response quality.

Strategies (S) Evaluating the Accuracy and Appropriateness of Emotional Support Strategies Used by Assistants.

Evaluation rules are listed in Table 12.

C Dataset Evaluation

C.1 Statics of ESC-Pro

As shown in Table 5, we expand 100 seed dialogues from ExTES (Zheng et al., 2024) into 423 dialogues, forming our ESC-Pro dataset. The total number of utterances grows from 1,613 to 14,383, with over half (8,157 utterances) classified as non-preference data. This demonstrates that our method not only effectively expands high-quality preference data but also generates a substantial amount of non-preference data, making ESC-Pro well-suited for preference optimization.

The average dialogue length remains consistent between the expanded dataset (14.72 utterances) and the original (16.13 utterances), ensuring that expansion does not degrade data quality. Additionally, the average length of preference utterances (29.42) closely matches that of the seed data (29.03), while non-preference utterances (23.22) are notably shorter. This distinction highlights the effectiveness of our method in capturing meaningful preference differences within ESC interactions.

C.2 Data Quality Evaluation

We conduct a human evaluation on 100 responses from the ExTES seed dataset, along with 50 preference responses and 50 non-preference responses from ESC-Pro. We consider five metrics (Kang et al., 2024a):

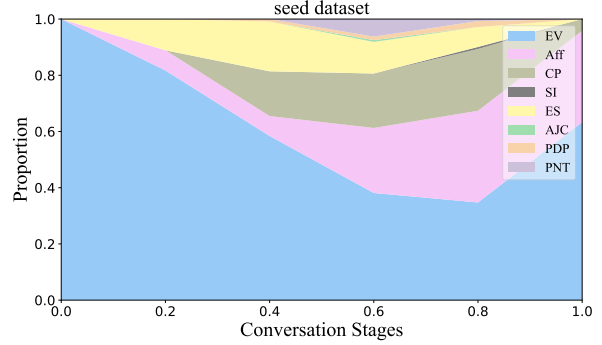


Figure 9: Strategy distribution across conversation stages in the seed dataset.

- **Acceptance (Acc):** Measures the response’s general acceptability.
- **Effectiveness (Eff):** Assesses whether the response effectively addresses the seeker’s concerns.
- **Sensitivity (Sen):** Evaluates the response’s ability to perceive and respond to emotional cues.
- **Satisfaction (Sat):** Represents the seeker’s overall evaluation, computed as the average of Acc, Eff, and Sen.
- **Alignment (Align):** Assesses whether the response aligns with the intended strategy.

As shown in Table 6, preference data (ESC-Pro+) consistently outperforms non-preference data (ESC-Pro-) across all metrics, with scores slightly exceeding those of the original seed dataset. Notably, the Alignment score for non-preference data is lower, confirming that ineffective strategies contribute to weaker responses. These findings validate ESC-Pro’s ability to distinguish and refine high-quality ESC strategies.

C.3 Strategy Analysis

The ExTES dataset originally contains 16 distinct support strategies. To reduce the search space and improve computational efficiency, we merge similar strategies into 8 categories (see Appendix D for details). We analyze the distribution of these strategies across six conversation stages. Given a dialogue with N utterances, each utterance k (where $k = 1, \dots, N$) is assigned to stage i using:

$$i = \left\lfloor \frac{k}{N} \times 6 \right\rfloor \times 0.2$$

	TOXICITY	SEVERE_TOXICITY	IDENTITY_ATTACK	INSULT	PROFANITY	THREAT
ExTES(seeker)	0.0281	0.0012	0.0041	0.0108	0.0171	0.0088
ExTES(supporter)	0.0173	0.0008	0.0027	0.0093	0.0124	0.0070
ExTES	0.0227	0.0010	0.0034	0.0100	0.0148	0.0079
ESC - Pro(seeker)	0.0290	0.0013	0.0042	0.0110	0.0178	0.0097
ESC - Pro(+)	0.0192	0.0008	0.0027	0.0097	0.0130	0.0074
ESC - Pro(-)	0.0223	0.0009	0.0027	0.0107	0.0134	0.0074
ESC - Pro	0.0231	0.0010	0.0030	0.0105	0.0143	0.0079

Table 7: Toxicity Analysis Result

where i ranges from 0 to 1 in increments of 0.2.

As shown in Figure 3, the ESC-Pro dataset exhibits a dynamic and contextually appropriate strategy distribution. For instance, “Emotional Validation” is most prevalent in the early stages, helping to acknowledge and empathize with the seeker, but its usage declines in later stages. In contrast, “Affirmation” and “Avoid Judgment and Criticism” become more frequent toward the end, offering support and encouragement.

A comparison with the seed dataset (Figure 9) reveals that ESC-Pro employs a more diverse and balanced strategy distribution. This indicates that our method effectively models varied dialogue strategies, enriching the dataset beyond what was originally present in ExTES.

C.4 Toxicity Analysis

We assess the toxicity levels of ESC-Pro using the Perspective API, a widely used tool for detecting harmful content. Table 7 summarizes the results across six toxicity attributes.

Our analysis shows that ESC-Pro maintains a similar toxicity profile to ExTES-seed, ensuring its suitability for preference optimization. Specifically: Preference responses (ESC-Pro+) exhibit lower toxicity than non-preference responses (ESC-Pro-), indicating that high-quality strategy selection leads to less harmful outputs. Seeker utterances in both ESC-Pro and ExTES-seed show relatively higher toxicity, which aligns with expectations, as they often reflect negative emotions or distress typical in emotional support dialogues. Supporter responses in ESC-Pro remain within a reasonable toxicity range, demonstrating that preference-based expansion does not introduce significant risks.

Overall, these findings confirm that ESC-Pro effectively balances strategy expansion while maintaining low toxicity, making it well-suited for safe and supportive ESC generation.

D Definitions of Strategies

Emotional Validation (EV) Acknowledge and validate the User’s emotions without judgment.

Affirmation (Aff) Provide positive reinforcement and encouragement to uplift the User’s spirits.

Collaborative Planning (CP) Work together with the User to develop an action plan.

Empathetic Statements (ES) Express understanding and empathy towards the User’s experiences.

Avoid Judgment and Criticism (AJC) It’s important to create a non-judgmental and safe space for the User to express their emotions without fear of criticism. Refrain from passing judgment or being overly critical of their experiences or choices.

Provide Different Perspectives (PDP) Offer alternative ways of looking at the situation to help the User gain new insights.

Reframe Negative Thoughts (RNT) Help the User reframe negative thoughts into more positive or realistic ones.

Share Information (SI) Provide educational or factual information about emotions, coping mechanisms, or self-care practices.

E Baseline

Direct Refine Direct Refine is a simple and direct self-optimization method, where the model directly refines its output based on the original response. This approach aims to improve the quality of the generated text by making adjustments without additional external input.

Self-Refine Based on the approach by Madaan et al. (2024), we employ a two-step process. First, the model is required to reflect on its original output and generate feedback. Then, it uses this feedback

to generate an optimized response. This method encourages self-correction and refinement based on the model’s own reflections.

w/ Example In this baseline, we randomly select a sample from the ExTES training set and incorporate it into the prompt. This example serves as a reference for the model, providing additional context to guide its generation process and improve response quality.

F Implementation Details

F.1 Dataset Construction Details

In constructing our ESC-Pro dataset, we set the hyperparameter c in the PUCB formula used in the MCTS process (Eq.1) to 1, in order to balance exploration and exploitation. Additionally, we set the hyperparameter α in the reward calculation formula (Eq.2) to 7, and the hyperparameter b to -3, which directs the search towards strategies with a higher degree of rationality and encourages the algorithm to prioritize nodes with scores greater than 3. When extracting data from the dialogue tree (Eq.5, Eq.6), we set the score threshold θ to 0.5, ensuring that the scores of the preference data are at least greater than 3.5, thereby maintaining the quality of the dataset.

When processing the seed data from ExTES, we filtered out entries that did not provide a strategy, contained incorrect strategies, or included the "Others" strategy. The remaining 15 strategies (excluding "Others") used in the ExTES dataset were mapped to the 8 strategies used in our dataset according to a set of predefined rules, which can be found in Table 8.

F.2 Experiments Details

Our experiments are implemented with PyTorch (Paszke et al., 2019) on 8 NVIDIA Tesla A100 using DeepSpeed (Rasley et al., 2020) repository with ZeRo-2 optimization. We performed both full-parameter and LoRA fine-tuning on LLaMA-3.1-8B-Instruct (Dubey et al., 2024), Qwen-2.5-7B-Instruct (Yang et al., 2024) and Gemma-2-9B-it (Team et al., 2024). For all experiments, we set maximum target length of 512 tokens across all backbones. LoRA fine-tuning is conducted with an alpha of 8, and a dropout rate of 0, targeting all modules. All backbones are trained using their respective official chat templates.

More detailed settings across different backbones are listed in Table 13 and Table 14.

Reflective Statements	→	Emotional Validation
Clarification	→	Emotional Validation
Emotional Validation	→	Emotional Validation
Normalize Experiences	→	Emotional Validation
Affirmation	→	Affirmation
Offer Hope	→	Affirmation
Suggest Options	→	Collaborative Planning
Collaborative Planning	→	Collaborative Planning
Stress Management	→	Collaborative Planning
Promote Self-Care Practices	→	Collaborative Planning
Empathetic Statements	→	Empathetic Statements
Avoid Judgment and Criticism	→	Avoid Judgment and Criticism
Provide Different Perspectives	→	Provide Different Perspectives
Reframe Negative Thoughts	→	Reframe Negative Thoughts
Share Information	→	Share Information

Table 8: Strategy Mapping Rules

	$Q \uparrow$	$B \downarrow$	$Q_w \uparrow$	$R - L \uparrow$	
LLaMA-3.1-8B-Instruct	29.79	1.18	38.78	23.48	
FuLL	SFT	30.28	2.65	37.33	23.77
	CSO-DPO	33.11	1.11	39.21	24.24
	CSO-SimPO	29.12	1.53	36.27	23.59
	CSO-IPO	35.48	1.04	37.74	24.19
	CSO-KTO	32.60	0.88	36.63	25.84
	CSO-ORPO	30.46	1.14	33.24	26.06
LoRA	SFT	31.25	2.65	39.27	23.30
	CSO-DPO	34.51	1.11	41.11	23.89
	CSO-SimPO	33.43	1.04	40.55	23.41
	CSO-IPO	33.00	1.13	39.40	23.55
	CSO-KTO	32.80	1.04	38.15	23.70
	CSO-ORPO	31.50	1.17	39.04	23.71

Table 9: The Results of different preference optimization algorithms on LLaMA-3.1-8B-Instruct.

	$Q \uparrow$	$B \downarrow$	$Q_w \uparrow$	$R - L \uparrow$	
Qwen-2.5-7B-Instruct	19.84	2.47	28.12	23.52	
FuLL	SFT	21.73	2.34	31.24	23.54
	28.78	1.92	34.39	26.16	
	CSO-SimPO	23.51	2.01	34.84	21.54
	CSO-IPO	25.10	2.15	36.54	25.16
	CSO-KTO	25.56	1.56	38.44	26.65
	CSO-ORPO	22.20	1.24	35.91	24.58
LoRA	SFT	21.54	2.45	29.11	23.72
	CSO-DPO	23.16	2.09	32.26	24.17
	CSO-SimPO	25.91	2.02	30.45	23.32
	CSO-IPO	22.71	2.21	28.75	23.49
	CSO-KTO	22.91	2.17	30.82	23.61
	CSO-ORPO	22.49	2.12	28.42	23.35

Table 10: The Results of different preference optimization algorithms on Qwen-2.5-7B-Instruct.

		$\mathcal{Q} \uparrow$	$\mathcal{B} \downarrow$	$\mathcal{Q}_w \uparrow$	$\mathbf{R} - L \uparrow$
Gemma-2-9b-it		31.31	1.33	44.06	25.64
Full	SFT	32.52	1.29	46.45	25.25
	CSO-DPO	35.61	1.54	47.95	26.63
	CSO-SimPO	26.67	2.03	48.03	25.60
	CSO-IPO	32.02	1.70	45.29	25.81
	CSO-KTO	39.73	0.81	48.87	27.84
	CSO-ORPO	34.80	1.24	48.28	27.52
LoRA	SFT	31.40	1.55	43.90	25.68
	CSO-DPO	35.77	1.23	52.34	26.61
	CSO-SimPO	34.95	1.19	51.62	26.22
	CSO-IPO	34.16	1.29	51.62	26.20
	CSO-KTO	35.89	0.99	48.53	26.45
	CSO-ORPO	32.35	1.30	48.14	25.85

Table 11: Result of different preference optimization algorithms on Gemma-2-9b-it.

G Analysis of Different Preference Optimization Algorithms

In addition to preference training based on DPO, we also investigated the performance of several other preference optimization algorithms, including SimPO (Meng et al., 2024), IPO (Azar et al., 2024), KTO (Ethayarajh et al., 2024), and ORPO (Hong et al., 2024). We tested these algorithms in both LoRA and full fine-tuning settings, maintaining the training parameters consistent with DPO, with adjustments made only to algorithm-specific parameters. For instance, the hyperparameter β was adjusted to suit each algorithm, and algorithm-specific parameters, such as GEMMA for SimPO, chosen weight and rejected weight for KTO, were tuned accordingly. A detailed list of the hyperparameters used for each algorithm can be found in the Table 13 and Table 14.

For all algorithms except KTO, we used the ESC-Pro dataset as the training set, which contains preference pairs directly derived from the original ESC-Pro data. In the case of KTO, the training set was derived by splitting each preference pair in the ESC-Pro dataset and removing duplicates. The experimental results are shown in Table 9, Table 10 and Table 11. From the results, it is evident that all tested preference optimization algorithms performed effectively after training on the ESC-Pro dataset, with some methods achieving higher performance than DPO. These results further validate the efficacy and versatility of the ESC-Pro dataset for optimizing preference-based dialogue strategies.

H Case Study

Table 15 presents a dialogue example from the ESC-Pro dataset. We show one round of dialogue with the prefer and non-prefer responses, along with the contextual background of the conversation, including the scene and description from the seed data, as well as the previous conversation history. By comparing the responses, we can see that the prefer response corresponds to the highest-quality strategy and reply, while the non-prefer responses are based on other strategies.

I Manual Evaluation Implementation Details

We conducted manual evaluations and outsourced the evaluation tasks to anonymous crowd workers. Detailed guidelines and instructions were provided for each rating criterion to ensure the accuracy and consistency of the evaluations, as outlined in appendix C.2. For each evaluation task, we required three evaluators to assess 100 samples based on the corresponding metrics.

Criteria	Empathy	Information	Humanoid	Strategies
4 points	The system exhibits a high degree of anthropomorphism, going so far as to console users in a friendly manner and assist them in analyzing the underlying logic of emotions.	There are many suggestions, and all of them are effective.	There is no apparent difference from human friends.	The strategies are numerous, well-tailored to the user's emotional state, and demonstrate high empathy and effectiveness in addressing the user's concerns.
3 points	Providing emotional comfort during conversations and assisting users in analyzing the underlying logical framework of their emotions.	There are more than five suggestions, but some of them are ineffective. There are fewer than five suggestions, but all of them are very effective.	1-2 traces can reveal that the AI assistant is a language model.	More than five strategies are provided, but some lack empathy or relevance. Alternatively, fewer than five strategies are shared, but they are highly empathetic and directly address the user's core emotional needs.
2 points	The lack of understanding of user emotions or the absence of mechanisms to analyze user emotions are the main factors.	The suggestions are fewer than five, and some suggestions are effective, while others provide numerous suggestions, but none of them touch the root of the problem.	More than two traces can reveal that the AI assistant is a language model.	Fewer than five strategies are provided, and they are a mix of relevant and irrelevant approaches. Alternatively, a large number of strategies are given, but they fail to address the user's emotional root issues.
1 point	The lack of understanding of user emotions and the absence of mechanisms to analyze user emotions are the main factors.	Have suggestions but ineffective, as well as no suggestions.	Structured responses, or responses in the form of 'As a large language model' or robot-like replies.	Strategies are present but lack empathy or relevance. Some may appear dismissive or insufficiently supportive in the context of the user's concerns.
0 points	The disregard for user concerns, the absence of assistance in analyzing user issues, and even the imposition of negative effects on user emotions.	Suggestions were provided, but all of them were ineffective, and some even gave advice that could potentially harm the user.	The dialogue exhibits rigidity and lacks comprehension in terms of internalizing the content.	Strategies are counterproductive, exacerbating the user's distress or dismissing their concerns. Some suggestions may inadvertently harm the user's emotional well-being.

Table 12: Evaluation criteria of reward LLM.

		Epoch	Batch Size	Learning Rate
LLaMA-3.1-8B-Instruct				
Full	SFT	1	32	5.0e-7
	CSO	3	32	5.0e-7
LoRA	SFT	3	32	1.0e-6
	CSO	3	32	1.0e-6
Qwen-2.5-7B-Instruct				
FULL	SFT	1	32	5.0e-7
	CSO	3	32	6.0e-7
LoRA	SFT	3	32	1.0e-6
	CSO	1	128	5.0e-7
Gemma-2-9b-it				
Full	SFT	1	32	5.0e-7
	CSO	1	32	5.0e-7
LoRA	SFT	3	32	5.0e-7
	CSO	3	8	6.0e-7

Table 13: Overall hyper-parameter settings.

		beta	gamma	chosen weight	rejected weight
LLaMA-3.1-8B-Instruct					
FuLL	DPO	0.7	-	-	-
	SimPO	3.3	2.0	-	-
	IPO	1.0	-	-	-
	KTO	0.9	-	1.0	0.5
	ORPO	1.3	-	-	-
LoRA	DPO	0.01	-	-	-
	SimPO	2.0	0.5	-	-
	IPO	0.1	-	-	-
	KTO	0.01	-	1.0	1.0
	ORPO	1.0	-	-	-
Qwen-2.5-7B-Instruct					
FuLL	DPO	0.1	-	-	-
	SimPO	1.5	3.5	-	-
	IPO	0.5	-	-	-
	KTO	0.07	-	1.0	0.5
	ORPO	0.7	-	-	-
LoRA	DPO	0.1	-	-	-
	SimPO	3.5	3.0	-	-
	IPO	0.01	-	-	-
	KTO	0.05	-	1.0	0.5
	ORPO	2.0	-	-	-
Gemma-2-9b-it					
FuLL	DPO	0.5	-	-	-
	SimPO	3.5	2.0	-	-
	IPO	1.0	-	-	-
	KTO	0.5	-	1.0	0.6
	ORPO	0.06	-	-	-
LoRA	DPO	0.1	-	-	-
	SimPO	1.5	2.0	-	-
	IPO	0.2	-	-	-
	KTO	0.5	-	1.0	0.3
	ORPO	0.02	-	-	-

Table 14: Hyper-parameter settings of other preference optimization methods.

Conversation Background	
Scene	Breakups or Divorce
Description	After five years of marriage, my husband and I have decided to separate due to irreconcilable differences. I am feeling overwhelmed and uncertain as I navigate through this difficult time.
Conversation History	
Seeker	Hey, I really need someone to talk to right now. Can you lend me an ear?
Supporter	(Emotional Validation) Of course! I'm here for you. What's been going on?
Seeker	My husband and I have decided to separate. It's been really hard to accept this reality.
Supporter	(Emotional Validation) I'm so sorry to hear that. Separating from a long-term partner can be incredibly challenging. It's normal to feel overwhelmed and unsure about what lies ahead. Can you share more about your feelings?
Seeker	I feel like everything fell apart so quickly. We had dreams about raising a family together and now it's all shattered.
Supporter	(Emotional Validation) It's really tough when our dreams and plans change unexpectedly. You're experiencing a whirlwind of emotions right now. It's completely understandable that you're feeling devastated and lost. Know that you're not alone in going through this difficult process.
Seeker	Thank you. I can't help but blame myself for the breakdown of our marriage. I keep wondering if I did something wrong.
Supporter	(Emotional Validation) It's natural to feel a sense of self-blame during such a challenging time. However, I want to emphasize that relationships involve the contributions of both partners, and it's rarely a reflection of just one person's actions. You are worthy of love and happiness, regardless of the outcome of this marriage.
Seeker	I appreciate your kind words. It's just hard to let go of all the memories and years we spent together. I miss him so much.
Supporter	(Empathetic Statements) It's completely understandable that you're missing your husband. Remember that healing takes time and it's okay to grieve the loss of your marriage. It's important to be patient with yourself and allow yourself to process the many emotions that may arise. Lean on your support system and engage in self-care activities that bring you comfort and joy.
Seeker	I'll try my best. Right now, it feels impossible to imagine moving on. Do you have any advice on how to start the healing process?
Responses	
Preferred	(Affirmation) While it may seem overwhelming now, know that healing and growth are possible. Focus on taking care of yourself both physically and emotionally. Engage in activities that bring you happiness and surround yourself with loved ones who uplift you. Consider seeking support from a therapist or counselor who can help guide you through this process. You are stronger than you realize, and I believe in your ability to navigate through this difficult time.
Non-Preferred	(Collaborative Planning) Absolutely! Let's break it down together. What's one small step you think you could take this week to begin healing?
Non-Preferred	(Avoid Judgment and Criticism) Absolutely! Let's break it down together. What's one small step you think you could take this week to begin healing?
Non-Preferred	(Reframe Negative Thoughts) I get that moving on feels impossible right now. But think about it this way: healing is a journey, not a race. Each small step counts.
Non-Preferred	(Share Information) Starting the healing process can be tough, but small steps can help. Journaling your feelings, talking to friends, or exploring new hobbies can be beneficial.

Table 15: An example of preference dialogue in our ESC-Pro.