

Extended Controllability Tests for Quantum Decoherence-Free Subspaces

Eric B. Kopp and Raymond Kwong
Department of Electrical and Computer Engineering
University of Toronto*
(Dated: March 10, 2025)

In this paper we develop two axiomatic tests for the controllability of subsystem codes embedded in decoherence-free subspaces of open quantum systems. The tests expand on existing control theory by considering quantum subsystems where a decoherence-protected quantum state is permitted to exit the set of logically encoded states in order to perform a broader range of computations. The tests target the class of all Lindbladian models and require no specific structure, regularity, or symmetry in system Hamiltonians or noise operators, making them ideal for control design in models lacking these features. The usefulness of the tests is demonstrated using a complete worked example for a trapped ion system subject to a nonstandard collective dephasing noise.

I. INTRODUCTION

Quantum information processing has been the subject of intensive study since the advent of several key algorithms in the 1990's and subsequent explosion of applications for quantum computers [1–4] and quantum algorithms [2, 5, 6]. Open quantum systems are notoriously fragile and sensitive to environmental noise, giving rise to the field of *information-preserving subsystems* [7], which can be broadly divided into the categories of *i*) active quantum error correction [8–10], *ii*) decoherence-free subspaces (DFSs) [11–16], and *iii*) dynamical decoupling/dynamic error correction [14, 17–24].

Among these categories, DFSs, also called *passive, infinite-distance information preserving subspaces* [7], constitute a particularly useful tool for preservation of information in open quantum systems since they require no active measurement, relying instead on symmetries in the system-environment dynamics to preserve information in logical—specially encoded—subspaces [11]. Furthermore, because DFSs are a passive form of error avoidance, they can be used in conjunction with other types of error avoidance/correction as well as with control modalities such as quantum feedback control [25].

Despite these benefits, little research has been done to date on exploiting DFSs in a fully generalized and systematic way, or on incorporating DFSs into modern quantum control techniques such as quantum optimal control [3, 26–37] and quantum robust control [37–42]. Extant DFS literature either *i*) is concerned with specific control objectives such as state preparation/stabilization [41, 43–51], *ii*) provides no explicit treatment of subsystem code identification and controllability testing [50, 52–57], and/or *iii*) is limited to highly specific systems and types of noise for the sake of mathematical tractability [58–64].

In [65], the author proposes a framework for identifying and controlling DFSs in an unsupervised and systematic way, i.e., generating a start-to-finish control strat-

egy, from state encoding to control inputs, based solely on a model description. A systematic approach to control design in DFSs is of considerable importance due to the flexibility it affords to modeling, simulation, and experimentation. In particular, it allows control resources, noise models, and model features to be swapped in and out of the master equations governing system dynamics (typically accompanying changes in experimental hardware or setups) without need of exhaustive ad hoc approaches for designing control for the modified model(s). This flexibility in turn facilitates a more rapid and powerful approach to control design.

One critical issue arising in [65] is the need to assess the controllability of subsystem codes [66] when the physical state of the system is not required to maintain a strict correspondence to an encoded (i.e., *logical*) state under the influence of control except at specific times during its evolution. The additional control flexibility afforded by the relaxed requirements is particularly valuable when working in DFSs since a considerable degree of control freedom is inherently sacrificed to decouple the state from environmental noise. In particular, a system lacking sufficient control freedom for logical operator controllability [67, 68] (also referred to as “encoded universality” by Zanardi et al. in [55] and elsewhere) may prove to be operator controllable when the requirement for logical-to-physical state isomorphism is relaxed.

In this paper, we develop two controllability tests (representing two well-known controllability standards) for subsystem codes embedded in DFSs, subject to the aforementioned relaxation. The tests expand on existing work in the quantum systems literature, most notably the work of Tarn, Ganeson et al. on operator-invariant control [52–54, 69, 70], Lidar et al. [12, 13, 57], Viola, Ticozzi et al. [14, 44, 45, 51, 60, 64], Zanardi et al. [55, 56], and others [14, 44, 45, 51, 60, 64]. Additionally, we provide computationally efficient algorithms implementing the proposed tests.

Section II provides an overview of relevant background work in modeling of open quantum systems, noiseless subspace theory, and open-loop control theory.

Sections III and IV develop the major concepts and propositions pertaining to noiseless control underlying

* erickopp@ece.utoronto.ca; raymondkwong@ece.utoronto.ca

the theorems developed in Section V.

Section V presents the theory of “ P -static control”, including the aforementioned controllability tests for subsystem codes embedded in DFSs.

Section VI demonstrates the utility of the controllability tests developed in Section V using a worked example of a trapped ion system subject to a nonstandard collective dephasing noise.

Future work and conclusions are presented in Sections VII and VIII.

II. BACKGROUND

A. Notation

Throughout this paper, we denote the set of functions with domain X and codomain Y as $\text{Map}(X; Y)$, the image (range) of matrix operator X as $\text{im } X$, the closed unit n -ball as \mathbb{S}^n , the $n \times n$ square zero matrix as 0_n , the $n \times m$ zero matrix as $0_{n \times m}$, the n -element zero column vector as $\vec{0}_n$, the $n \times n$ identity matrix as $\mathbb{1}_n$, and the $n \times m$ identity matrix (having 1’s on the principal diagonal and 0’s elsewhere) as $\mathbb{1}_{n \times m}$. The set of integers from 1 to n (inclusive) is $\llbracket n \rrbracket$.

We denote the standard real matrix basis element having 1 in the i th row, j th column as $\mathbf{e}_{i,j}$, and the standard m -dimensional real vector basis element having 1 at index i as $\vec{\mathbf{e}}_i^m$.

We denote the i th element of vector \vec{x} as $\vec{x}_{(i)}$, the i th element of vector field $\vec{x}(t)$ as $\vec{x}_{(i)}(t)$, and the (i, j) th element of matrix X as $X_{(i,j)}$, distinguishing element indexes from indexes in a numbered series of vectors/matrices, which appear without surrounding brackets, e.g. X_1, X_2, \dots .

Lie algebras are denoted using lowercase Fraktur characters, e.g., $\mathfrak{su}(n)$, $\mathfrak{sp}(n)$, and their associated Lie groups are denoted using uppercase Roman characters, e.g., $\text{SU}(n)$, $\text{Sp}(n)$.

B. Open Quantum Systems

We consider a separable Hilbert space \mathcal{H} over the complex field \mathbb{C} , a set of bounded linear operators \mathcal{B} on \mathcal{H} , the Hermitian subset $\mathcal{H} \subset \mathcal{B}$, and a time-varying state $\rho(t)$ residing in the set of unit-trace, positive semidefinite operators $\mathcal{S} \subset \mathcal{B}$. For purposes of computation, we find it convenient to assume \mathcal{B} is finite-dimensional, representable by complex matrices $\in \mathcal{M}_{\bar{d}}(\mathbb{C})$ given order $\bar{d} \in \mathbb{N}$ such that $\dim \mathcal{B} = d$ where $d = \bar{d}^2$. As is common for noiseless subspace treatments, we consider the class of models subject to the Born and Markov approximations [71], which are characterized by dynamics of the Lindbladian [72] form:

$$\dot{\rho}(t) = \text{L}_H[\rho(t); \{u_k\}_k] + \text{L}_D[\rho] \quad (1)$$

which is the sum of a control-dependent Hamiltonian term, L_H , of the form

$$\text{L}_H[\rho(t); \{u_k\}_k] \triangleq -i \left[\left(\hat{H}_0 + \sum_k u_k(t) \hat{H}_{c,k} \right), \rho(t) \right] \quad (2)$$

and a noise term, L_D , of the form

$$\text{L}_D[\rho] \triangleq \sum_{j=1}^{n_d} \Gamma_j \mathcal{D}[\hat{D}_j; \rho] \quad (3)$$

where the superoperator $\mathcal{D}[\cdot]$ is given by

$$\mathcal{D}[\hat{D}; \rho] \triangleq \hat{D}\rho(t)\hat{D}^\dagger - \frac{1}{2} \left(\hat{D}^\dagger \hat{D}\rho(t) + \rho(t)\hat{D}^\dagger \hat{D} \right) \quad (4)$$

We refer to $\hat{H}_0 \in \mathcal{H}$ as the *drift Hamiltonian*, operators $\{\hat{H}_{c,k} \in \mathcal{H}\}_{k=1}^{n_c}$ as n_c *control Hamiltonians*, and the n_d tuples $\{\Gamma_j \in \mathbb{R}, \hat{D}_j \in \mathcal{B}\}_{j=1}^{n_d}$ encapsulating all non-unitary dynamics induced by noise in the system as the *noise channels*. Throughout this paper we follow the usual conventions of setting $\hbar = 1$ and omitting the explicit time dependence of ρ .

The form of (2) assumes a linear contribution from each control Hamiltonian, with the k th term modulated by a time-varying function $u_k \in \text{Map}(\mathbb{R}^{0,+}; \mathbb{R})$. Inputs of this form, called *bilinear* or *dipole approximations*, are common in quantum control literature [28, 36, 45, 52–54, 60, 73–75].

It is convenient for us to rewrite (2) in a vectorized form. Let

$$\vec{u}(t) \triangleq [u_1(t) \ u_2(t) \ \dots \ u_{n_c}(t)]^\top \quad (5)$$

where $\vec{u} \in \mathbb{K}$ is called the *control input field* and $\vec{u}_{(k)} \equiv u_k$ is called the k th *control input channel*. We assume all control input channels are continuous and bounded, and can be independently actuated. That is, the set of admissible input fields, \mathbb{K} , is the linear subspace of bounded functions in $C^0(\mathbb{R}^{0,+}; \mathbb{R}^{n_c})$.

We also find it convenient to recast the dynamics of (1) into the equivalent linear differential equation:

$$\dot{\vec{v}}(t) = G(t)\vec{v}(t) \quad (6)$$

$$\rho(t) = \sum_{j=1}^d \vec{v}_{(j)}(t) \hat{F}_j \quad (7)$$

where $\vec{v} \in \mathbb{S}^d$ is the *coherence vector* [76–78] (sometimes called the *generalized Bloch vector* [69, 77]), $G \in \text{Map}(\mathbb{R}^{0,+}; \mathcal{M}_d(\mathbb{R}))$ is a time-varying, real-valued matrix operator called the G *endomorphism* or G *matrix*, and $\{\hat{F}_j\}_j$ is a set of basis vectors

$$\{\hat{F}_j \in \mathcal{M}_{\bar{d}}(\mathbb{C}); j = 1, \dots, d\} \quad \begin{array}{l} \hat{F}_i = \hat{F}_i^\dagger \\ \text{tr } \hat{F}_i^\dagger \hat{F}_j = \delta_{ij} \end{array} \quad \forall i, j \quad (8)$$

To convert density operators to coherence vector, we define a conversion map $\text{conv} \in \text{Map}(\mathcal{S}; \mathbb{S}^d)$, which is a linear injection, as [79]:

$$\begin{aligned} \text{conv}_{\rho \rightarrow \vec{v}}(\hat{X}) &\triangleq \sum_{j=1}^d \langle \hat{X} | \hat{F}_j \rangle \bar{e}_j^d \\ &= \sum_{j=1}^d (\text{tr} \hat{X} \hat{F}_j) \bar{e}_j^d \end{aligned} \quad (9)$$

such that $\vec{v} = \text{conv}_{\rho \rightarrow \vec{v}}(\rho)$.

Owing to the linearity of (1) and (2), G decomposes as

$$G(t) = G[u(t)] \triangleq G_0 + \sum_{k=1}^{n_c} u_k(t) G_{c,k} \quad (10)$$

where $G_0 \in \mathcal{M}_d(\mathbb{R})$ is called the *drift matrix*, and $\{G_{c,k} \in \mathcal{M}_d(\mathbb{R})\}_{k=1}^{n_c}$ are called the *control matrices*. Computationally efficient procedures for converting between the Lindbladian form of Eqs. (1) to (4) and the bilinear form of Eqs. (6) and (10) in $\mathcal{O}(d \log d)$ time are provided in [65].

It is useful in some contexts to include the control input field as an explicit parameter in variables \vec{v} and G . That is, $\vec{v}(t; \vec{u})$ denotes the state $\vec{v}(t)$ at time t subject to the dynamics of (6) under control field \vec{u} . Likewise, $G(t; \vec{u})$ denotes the value $G(t)$ under control field \vec{u} .

C. Decoherence-Free Subspaces

A decoherence-free subspace (DFS) is formally “an entire subspace of the system’s Hilbert space [...] invariant under the noise” [7]. In this paper, we consider the more general case of a subsystem code \mathcal{C} having the property of zero information loss, unconditionally, over an infinite time horizon. We characterize “zero information loss” as the time invariance of the *Helstrom measure* [80], which is further described in [7]. Concisely stated, a quantum subspace is considered *noiseless* if and only if the system dynamics, subject to control action, preserve the maximum distinguishability of all state pairs in the subspace for all time per the Helstrom measure. Equivalently, a subspace is considered noiseless if the noise acts isometrically on it [7].

This definition of a DFS is broader than is used in, e.g., [7, 14, 44], and technically falls into the broader category of a *noiseless subsystem*. However, our treatment considers only the case where the syndrome co-subsystem is one-dimensional, which Ticozzi et al. refer to as a DFS in [44] (as contrasted to noiseless subsystems more generally, where the syndrome co-subsystem may be nontrivial). The case of a noise-invariant DFS, as well as other restrictions on the influence of noise (e.g., the need for “ γ -robustness” [44] of subsystem invariance) are equally well handled by the theory and necessitate only minor changes to the proposed algorithms.

D. Subsystem Codes

Given an integer $\bar{d}_c \in \llbracket 2, \bar{d} \rrbracket$, let \mathcal{H}_c be a Hilbert space with the same inner product as \mathcal{H} , and let \mathcal{B}_c denote the set of bounded operators on \mathcal{H}_c , representable by matrices $\in \mathcal{M}_{\bar{d}_c}(\mathbb{C})$. For a logical state encoding to exist, it suffices [16] that a non-trivial C^* -algebra of physical observables $\mathcal{H}'_c \subseteq \mathcal{H}$ and a $*$ -isomorphism $\Phi_c \in \text{Map}(\mathcal{B}; \mathcal{B}_c)$ exist such that the image of \mathcal{H}'_c under Φ_c is a set of logical observables $\mathcal{H}_c = \{\hat{J} \in \mathcal{B}_c \mid \hat{J} = \hat{J}^\dagger\}$. The set of logical code states, denoted \mathcal{S}_c , is the positive, unit-trace subset of \mathcal{H}_c , and the equivalent set of physical code states, $\mathcal{S}'_c \subseteq \mathcal{H}'_c$, is the preimage of \mathcal{S}_c under Φ_c .

\bar{d}_c is called the order of the subsystem code. Logical states are represented by matrices of order \bar{d}_c , or, equivalently, as coherence vectors with dimension d_c where $d_c = \bar{d}_c^2$.

A decoherence-free [81] subsystem code must necessarily be embedded in the noise commutant of the system [7]. Supposing that a nontrivial noise commutant \mathcal{A} exists, it is a C^* -algebra having dimension $n_{\mathcal{A}} \in \llbracket 4, \bar{d} \rrbracket$. A key result from noiseless subspaces literature [7, 15, 16, 82, 83] is that \mathcal{A} admits a canonical decomposition of the form

$$\mathcal{A} \cong \bigoplus_{k=1}^{n_k} \mathbb{1}_{m_k} \otimes \mathcal{A}_k \quad (11)$$

where \cong denotes unitary equivalence.

Each term $\mathcal{A}_k = \mathcal{M}_{\bar{d}_k}(\mathbb{C})$, $\bar{d}_k \in \mathbb{N}$ is representable by an order- \bar{d}_k complex matrix algebra. The number $m_k \in \mathbb{N}$ is called the *ampliated multiplicity* [82] or simply “multiplicity” of \mathcal{A}_k . Following [7], we call the n_k summands in (11) *k-sectors*. The number \bar{d}_k may differ between *k-sectors* and is called the “order” of a *k-sector*. Computing the decomposition of (11) is nontrivial, especially when attempting to minimize computational complexity. A computationally efficient approach to computing the algebraic structure of the noise commutant is presented in [65], building on the procedure developed by Holbrook et al. in [82].

In [65], it is further shown that every decoherence-free subsystem code, \mathcal{C} , is uniquely defined (up to unitary equivalence in \mathcal{B}_c) by a set of four parameters

$$(k, \bar{d}_c, U_c^*, m_c) \quad (12)$$

where $k \in \llbracket n_k \rrbracket$ is the index of a *k-sector* in the decomposition of (11) having $\bar{d}_k \geq 2$, called the *host k-sector* of \mathcal{C} ; $\bar{d}_c \in \llbracket 2, \bar{d}_k \rrbracket$; $m_c \in \llbracket \lfloor \frac{\bar{d}_k}{\bar{d}_c} \rfloor \rrbracket$; and $U_c^* \in \mathcal{M}_{\bar{d}_k}(\mathbb{C})$ is a unitary matrix. From these four parameters, a subsystem code tuple [84]

$$\mathcal{C} \triangleq (d_c, \bar{d}_c, \mathcal{H}_c, \mathcal{H}'_c, \mathcal{S}_c, \mathcal{S}'_c, \Phi_c, U_c, \mathbf{e}, \Pi_c) \quad (13)$$

can be derived. In addition to the first seven elements of (13), future sections of this paper make use of the datum $\Pi_c \in \mathcal{M}_d(\mathbb{C})$, called the *core projection* of \mathcal{C} , which is the orthogonal projection of lowest rank whose range

contains all coherence vectors corresponding to logical code states in \mathcal{S}_c . Computationally efficient procedures for deriving Φ_c and Π_c from the four parameters in (12) are provided in [65].

It is notable that each k -sector with $\bar{d}_k \geq 2$ serves as subsystem code, which is the unique subsystem code having $\bar{d}_c = \bar{d}_k$. When referring to “ k -sectors as subsystem codes”, we follow the same convention as in [65] and replace $_c$ with $_k$. For example, Π_k denotes the core projection of a k -sector, and d_k denotes the dimension of its matrix algebra.

E. Open-Loop Quantum Control

Control in the bilinear form of (2) is realizable in a variety of experimental setups [28, 36, 45, 52–54, 60, 73–75], including the specific model presented in section VI. Assuming each element of the control field can be actuated independently, the controllability of a quantum system in (1) when $L_D[\rho] \equiv 0$ is determined by the generating set

$$\mathbf{H}^+ \triangleq \{\hat{H}_0\} \cup \mathbf{H} \quad (14)$$

where \mathbf{H} is the ordered set of control Hamiltonians

$$\mathbf{H} \triangleq \{\hat{H}_{c,1}, \hat{H}_{c,2}, \dots, \hat{H}_{c,n_c}\} \quad (15)$$

It is convenient to rewrite the Lindbladian dynamics of (1) in the Liouvillian form

$$\dot{\hat{U}}(t; \vec{u}) = -i \left[\hat{H}(t; \vec{u}), \hat{U}(t; \vec{u}) \right] \quad \hat{U}(0; \vec{u}) = \mathbb{1}_{\bar{d}} \quad (16)$$

$$\rho(t) = \hat{U}(t; \vec{u}) \rho(0) \hat{U}^\dagger(t; \vec{u}) \quad (17)$$

where $\hat{U} \in \text{Map}(\mathbb{R}^+ \times \mathbb{K}; \mathbf{U}(\bar{d}))$ and $\mathbf{U}(\bar{d})$ denotes the unitary group. The time-varying operator $\hat{U}(t; \vec{u})$ is called the *Heisenberg state* or simply “state” of the system.

It is well known [67, 68] that the set of all reachable states, $\mathcal{R} \triangleq \{\hat{X}(t) \mid t \geq 0\}$, for (16) is given by [68]

$$\mathcal{R} = e^{\mathbf{h}} \quad (18)$$

which is the connected Lie group associated with the Lie algebra \mathfrak{h} generated by the set of all realizable Hamiltonians.

More formally, letting $\mathcal{L}[\mathbf{S}]$ denote the closure of set \mathbf{S} under the commutator bracket and vector space operations, then

$$\mathfrak{h} = \mathcal{L}[-i\mathbf{H}^+] = \mathcal{L} \left[-i \text{span}_{\vec{v} \in \mathbb{R}^{n_c}} \left\{ \hat{H}[\vec{v}] \right\} \right] \quad (19)$$

where

$$\hat{H}[\vec{v}] = \hat{H}_0 + \sum_{k=1}^{n_c} \vec{v}_{(k)} \hat{H}_{c,k} \quad (20)$$

In this paper we consider two specific types of controllability in noiseless subspaces: a baseline controllability condition called *equivalent state controllability* (ESC) and a stricter condition called *operator controllability* (OC) that implies ESC. These universal quantum controllability standards are central to gate synthesis and collectively cover a range of control objectives [31]. Formal definitions of both standards are given in [68]. OC is also commonly called “universality” in physics literature (see, e.g., [55]). ESC is sufficient for certain specialized tasks such as state preparation and distillation, and suffices to implement some quantum algorithms, motivating our treatment of both controllability criteria.

The formal tests for both ESC and OC consider the Lie algebra \mathfrak{h} generated by the system Hamiltonians. In particular, it has been shown [68] that a quantum system is OC if and only if $\dim[\mathfrak{h}] \geq d - 1$, which is the well-known *Lie algebra rank condition*.

A system is ESC [68] iff any of the conditions holds: either *i*) the system is OC; or, *ii*)

$$\mathfrak{h} \cong \mathfrak{sp}(\bar{d}) \quad (21)$$

or, *iii*)

$$\mathfrak{h} \cong \mathfrak{sp}(\bar{d}) \oplus \text{span}\{i\mathbb{1}_{\bar{d}}\} \quad (22)$$

where $\mathfrak{sp}(\bar{d})$ denotes the symplectic Lie algebra of order \bar{d} .

Conditions (i) and (ii) can be jointly expressed as the single condition [68]:

$$\dim[i\mathfrak{e}_{1,1}^{\bar{d}}, \mathfrak{h}] = 2(\bar{d} - 1) \quad (23)$$

where $\mathfrak{e}_{1,1}^{\bar{d}}$ is the $\mathfrak{e}_{1,1}$ basis element of $\mathcal{M}_{\bar{d}}(\mathbb{R})$.

It is important to note that the above standards of controllability assume the absence of noise and concern the entire physical state space. However, controllability of the entire physical state space is impossible in a system subject to noise, motivating the development of related controllability tests for encoded subsystems in this paper.

III. INFORMATION-PRESERVING CONTROL

Until now we have ignored the control input field \vec{u} while working with DFSs by assuming that $\vec{u}(t) \equiv 0$. To induce meaningful changes on code states and realize useful computations, we require \vec{u} to take on some set of nonzero values over time. This problem can be fundamentally reduced to one of *admissible control trajectories*, or equivalently, constraints on control action that preserve the noise-invariant properties of all physical states \mathcal{S}'_c for a given subsystem code \mathbf{C} .

Necessary and sufficient conditions for noise-invariant control have previously been derived by Ticozzi et al. in [44]. For the purposes of this paper, we find it convenient to derive conditions from first principles using the G endomorphisms of Eqs. (6) and (10). This is

done for three reasons: *i*) the definition of “information preservation” in Section II C differs subtly but meaningfully from all types of “Markovian invariance” described in [44]; *ii*) the theoretical results of Section III give rise to canonical matrix forms that are useful for theorems of later sections; and *iii*) the G endomorphisms are central to various algorithms in [65].

A. Notation and Terminology

We first define several sets and operators used in upcoming sections. Given a set of control Hamiltonians \mathbf{H} and a basis $\{\hat{F}_j\}_j$ as in (8), each control Hamiltonian $\hat{H}_c \in \mathbf{H}$ yields an equivalent skew-symmetric control matrix G_c term in (10). The explicit conversion is given by

$$G_{c,k} = \underset{\hat{H} \rightarrow G}{\text{conv}}(\hat{H}_{c,k}) \quad \forall k = 1, \dots, n_c \quad (24)$$

where

$$\underset{\hat{H} \rightarrow G}{\text{conv}}(\hat{X}) \triangleq -i \sum_{j,l=1}^d \text{tr} \left(\left[\hat{X}, \hat{F}_l \right] \hat{F}_j \right) e_{j,l} \quad \forall \hat{X} \in \mathcal{H} \quad (25)$$

As a consequence of the Jacobi identity, the map $\underset{\hat{H} \rightarrow G}{\text{conv}}$ is Lie isomorphic in that it is injective and it preserves the commutation operation with a 90° phase factor:

$$\underset{\hat{H} \rightarrow G}{\text{conv}} \left([\hat{X}_1, \hat{X}_2] \right) = i \left[\underset{\hat{H} \rightarrow G}{\text{conv}}(\hat{X}_1), \underset{\hat{H} \rightarrow G}{\text{conv}}(\hat{X}_2) \right] \quad \forall \hat{X}_1, \hat{X}_2 \in \mathcal{H} \quad (26)$$

Since each $G_{c,k}$ is a matrix operating on the coherence vector space (CVS), it is called the *CVS equivalent* of $\hat{H}_{c,k}$. By linearity, we have

$$\underset{\hat{H} \rightarrow G}{\text{conv}} \left(\sum_k \vec{u}_{(k)}(t) \hat{H}_{c,k} \right) = \sum_k \vec{u}_{(k)}(t) G_{c,k} \quad (27)$$

Let $\mathcal{K}_t \subseteq \mathbb{R}^{n_c}$ denote the set of admissible input vectors at time t . That is, given $t \in \mathbb{R}^{0,+}$, let

$$\mathcal{K}_t \triangleq \{ \vec{u}(t) \mid \vec{u} \in \mathbb{K} \} \quad (28)$$

Furthermore, let $\mathbf{G}[\mathcal{K}_t]$ denote the set of all admissible G endomorphisms at time t , i.e.,

$$\mathbf{G}[\mathcal{K}_t] \triangleq \left\{ G_0 + \sum_{k=1}^{n_c} \vec{v}_{(k)} G_{c,k} \mid \vec{v} \in \mathcal{K}_t \right\} \quad (29)$$

Finally, we make use of the following definition.

Definition 1. Let $K = J + \tilde{J}$ be the sum of a normal, Hurwitz stable matrix $J \in \mathcal{M}_n(\mathbb{C})$ and a skew-Hermitian matrix $\tilde{J} \in \mathcal{M}_n(\mathbb{C})$. We refer to K as a *lossy matrix*. \square

B. Canonical Matrix Forms

The major results of Section III express necessary and sufficient conditions for noiseless control in terms of G endomorphisms [85] having certain canonical forms. We begin by defining these canonical forms and establishing their existence.

Lemma III.1. *Given a drift matrix G_0 , there exists a unitary matrix $\Lambda \in \mathcal{M}_d(\mathbb{C})$, a real diagonal matrix $D \in \mathcal{M}_{n_{\mathcal{A}}}(\mathbb{R})$, and a Hurwitz matrix $G_{\perp} \in \mathcal{M}_{n_{\mathcal{A}}^{\perp}}(\mathbb{C})$ such that:*

$$G_0 = \Lambda^{\dagger} \begin{bmatrix} iD & 0 \\ 0 & G_{\perp} \end{bmatrix} \Lambda \quad (30)$$

where $n_{\mathcal{A}}^{\perp} \triangleq d - n_{\mathcal{A}}$.

Proof. Proof is provided in Section 1 of [86]. \square

The block structure of (30) induces two orthogonal projections, $\Pi_{\mathcal{A}}, \Pi_{\mathcal{A}}^{\perp} \in \mathcal{M}_d(\mathbb{C})$, where

$$\Pi_{\mathcal{A}} \triangleq \Lambda^{\dagger} \begin{bmatrix} \mathbb{1}_{n_{\mathcal{A}}} & 0 \\ 0 & 0_{n_{\mathcal{A}}^{\perp}} \end{bmatrix} \Lambda = \Lambda^{\dagger} \left(\mathbb{1}_{n_{\mathcal{A}}} \oplus 0_{n_{\mathcal{A}}^{\perp}} \right) \Lambda \quad (31)$$

$$\Pi_{\mathcal{A}}^{\perp} \triangleq \mathbb{1}_d - \Pi_{\mathcal{A}} \quad (32)$$

such that $\mathbb{C}^d = \text{im } \Pi_{\mathcal{A}} \oplus \text{im } \Pi_{\mathcal{A}}^{\perp}$.

The use of subscript \mathcal{A} in these symbols is deliberate. The image of $\Pi_{\mathcal{A}}$ is precisely the smallest subspace of \mathbb{C}^d containing the noise commutant of the system, \mathcal{A} .

Proposition III.2. *Given a subsystem code tuple [ref. (13)] \mathcal{C} and noise commutant algebra of dimension $n_{\mathcal{A}}$, there exists a basis $\{\hat{F}'_j\}_j$ with the properties of (8) such that:*

1. the G endomorphism of (6) can be partitioned as

$$G(t) = \begin{bmatrix} G_{cc}(t) & G_{ce}(t) & G_{cx}(t) \\ -G_{ce}^{\dagger}(t) & G_{ee}(t) & G_{ex}(t) \\ -G_{cx}^{\dagger}(t) & -G_{ex}^{\dagger}(t) & G_{xx}(t) \end{bmatrix} \quad (33)$$

with $G_{cc}(t) \in \mathcal{M}_{d_c}(\mathbb{C})$, $G_{ee}(t) \in \mathcal{M}_{n_{\mathcal{A}}-d_c}(\mathbb{C})$ being skew-Hermitian $\forall t, \vec{u}$ and $G_{xx}(t) \in \mathcal{M}_{n_{\mathcal{A}}^{\perp}}(\mathbb{C})$ being lossy $\forall t, \vec{u}$

$$2. \quad \Pi_{\mathcal{A}} = \mathbb{1}_{n_{\mathcal{A}}} \oplus 0_{n_{\mathcal{A}}^{\perp}} \quad (34)$$

$$3. \quad \Pi_{\mathcal{C}} = \mathbb{1}_{d_c} \oplus 0_{d-d_c} \quad (35)$$

Proof. Proof is provided in Section 2 of [86]. \square

We call the block form of (33) the *Control 3×3 Form (C3F)* “with respect to” the pair $(\mathcal{C}, \Pi_{\mathcal{A}})$. Intuitively, we can consider the nine constituent matrix blocks as representing:

- dynamics circulating information within the code subspace (G_{cc})

- dynamics circulating information losslessly outside the code subspace (G_{ee})
- lossy dynamics (G_{xx})
- dynamics exchanging information between lossless subspaces (G_{ce} , $-G_{ce}^\dagger$)
- dynamics exchanging information between lossless and lossy subspaces (G_{cx} , $-G_{cx}^\dagger$, G_{ex} , $-G_{ex}^\dagger$)

In many contexts, it is useful to consider the block form with the first two rows and first two columns “merged”, i.e.,

$$G(t) = \begin{bmatrix} G_{11} & G_{1x} \\ -G_{1x}^\dagger & G_{xx} \end{bmatrix} \quad (36)$$

$$G_{11} \triangleq \begin{bmatrix} G_{cc} & G_{ce} \\ -G_{ce}^\dagger & G_{ee} \end{bmatrix} \quad (37)$$

$$G_{1x} \triangleq \begin{bmatrix} G_{ce} & G_{cx} \end{bmatrix} \quad (38)$$

We refer to this related form as the *Control Quadrant Form (CQF)* “with respect to” the projection Π_A .

The two forms—C3F and CQF—induce a natural partitioning of the coherence vector $\vec{v}(t)$:

$$\vec{v}(t) \triangleq \begin{bmatrix} \overbrace{\begin{bmatrix} \vec{v}_c(t) \\ \vec{v}_{\text{ext}}(t) \end{bmatrix}}^{\text{C3F}} \\ \vec{v}_\perp(t) \end{bmatrix} \equiv \begin{bmatrix} \overbrace{\vec{v}_A(t)}^{\text{CQF}} \\ \vec{v}_\perp(t) \end{bmatrix} \quad (39)$$

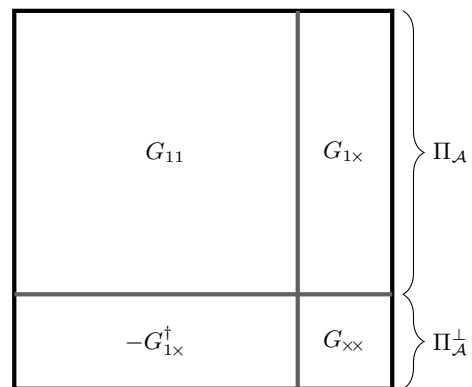
where the subscripts reflect the relationship of the partitions to the projections Π_c , Π_A , and Π_A^\perp .

The close relationship between the forms is depicted in Fig. 1a and Fig. 1b respectively, which also show the orthogonal projections (or equivalently, linear subspaces of \mathbb{C}^d) associated with the matrix blocks.

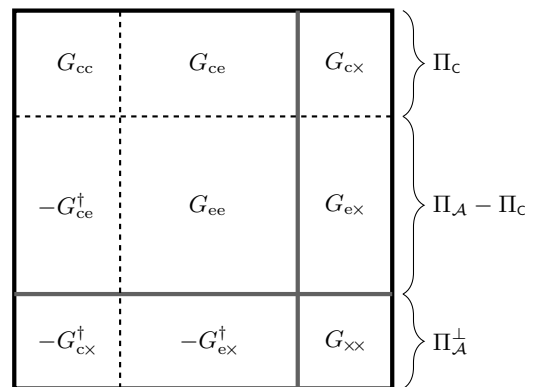
C. Propositions

In the propositions that follow, we assume $\vec{u} \in \mathbb{K}$ is a bounded, piecewise-continuous control input field, and we let \mathbb{C} be a decoherence-free subsystem code according to the definition of Section IID. The key results of Section III C are threefold:

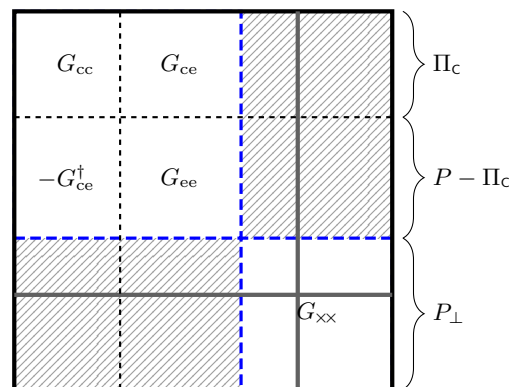
1. Prop. III.3 provides a necessary and sufficient condition for information-preserving control in the most general case, stating the condition in terms of the $G(t)$ endomorphism expressed in CQF. The condition is nonholonomic (i.e., time-varying and path-dependent), which limits its usefulness.
2. Prop. III.4 provides a time-invariant condition sufficient for information-preserving control, which is also affine, restricting $G(t)$ to a linear subspace for all time, and \mathcal{K}_t to an affine subspace of \mathbb{R}^{n_c} . As with Prop. III.3, the condition is expressed in terms of the $G(t)$ endomorphism in CQF.



(a) control quadrant form (CQF)



(b) control 3 × 3 form (C3F)



(c) generalized control 3 × 3 form (G-C3F)

FIG. 1: Canonical block forms of G matrices

3. Cor. III.5 recasts the condition of Prop. III.4 into an equivalent constraint on the control input field \vec{u} , introducing the notion of “effective inputs”.

Proposition III.3. *Let $\vec{u} \in \mathbb{K}_P$ be a bounded, piecewise-continuous control input field, and $G(t; \vec{u})$ be a G endomorphism in CQF with respect to the noise commutant projection Π_A . Then a necessary and sufficient condition*

for state evolution with zero information loss is that

$$\begin{bmatrix} 0_{n_{\mathcal{A}} \times n_{\mathcal{A}}} & \mathbb{1}_{n_{\mathcal{A}}} \end{bmatrix} \mathcal{D}_k \left\{ \begin{bmatrix} G_{11} & 0_{n_{\mathcal{A}} \times n_{\mathcal{A}}} \\ -G_{1x}^\dagger & 0_{n_{\mathcal{A}}} \end{bmatrix} \right\} \vec{v}(t; \vec{u}) = 0 \quad (40)$$

for all $t \in \mathbb{R}^{0,+}$, $\vec{u} \in \mathbb{K}_P$, $k \in \mathbb{Z}_{\geq 0}$, where $\mathcal{D}_k\{\cdot\}$, $k \in \mathbb{Z}_{\geq 0}$ are the coefficients of the Dyson series [ref. (I.19) in [86]].

Proof. Proof is provided in Section 3 of [86]. \square

For brevity, we refer to any control input field satisfying the condition of Prop. III.3 as *protective*.

The time-varying nature of the condition [and in particular, its dependence on $\vec{v}(t; \vec{u})$] makes it cumbersome to work with. Chap. 4 in [65] presents a class of protective controls, called “P-switched control schemes”, that employ the result of Prop. III.3 in a time-varying setting. However, a particularly desirable class of controls is one that *i*) can readily be shown to satisfy the full set of conditions in (40) with minimal computation, and *ii*) imposes control input constraints that are affine and time-invariant, which greatly simplifies controllability analysis.

A straightforward approach to realizing such a class of controls is to select a single projection $P \in \mathcal{M}_d(\mathbb{C})$ such that $\text{im } \Pi_c \subseteq \text{im } P \subseteq \text{im } \Pi_{\mathcal{A}}$ and contains $\vec{v}(t; \vec{u})$ for all time. That is,

$$\vec{v}(t; \vec{u}) \subseteq \text{im } P \quad \forall t \quad (41)$$

or equivalently,

$$\vec{v}_{\mathcal{A}}(t; \vec{u}) \subseteq \text{im } \widehat{P} \quad \forall t \quad (42)$$

where $\widehat{P} \in \mathcal{M}_{n_{\mathcal{A}}}(\mathbb{C})$ is the upper left $n_{\mathcal{A}} \times n_{\mathcal{A}}$ block of P in CQF such that $P = \widehat{P} \oplus 0_{n_{\mathcal{A}}}$.

Assuming the system state is a valid physical code state in \mathcal{C} at $t = 0$, then $\vec{v}(0; \vec{u}) \in \text{im } \Pi_c$ and hence $\vec{v}(0; \vec{u}) \in \text{im } P$ by assumption. Having imposed the bounds on P , it remains to satisfy the conditions of (40) for all t , which is addressed in the following proposition.

Proposition III.4. *Let the conditions of Prop. III.3 hold, and let $\widehat{P} \in \mathcal{M}_{n_{\mathcal{A}}}(\mathbb{C})$ and $P = \widehat{P} \oplus 0_{n_{\mathcal{A}}}$ be orthogonal projections such that $\text{im } \Pi_c \subseteq \text{im } P \subseteq \text{im } \Pi_{\mathcal{A}}$. Then a sufficient condition for protective control is*

$$\text{im } G_{11} \widehat{P} \subseteq \text{im } \widehat{P} \quad \forall t \quad (43)$$

$$G_{1x}^\dagger \widehat{P} = 0 \quad \forall t \quad (44)$$

Proof. Proof is provided in Section 4 of [86]. \square

The conditions of Prop. III.4 are analogous to linear subspace decoupling [87] in classical control theory—a principle seen in other noiseless quantum control proposals such as [50, 52–54]. In particular, we treat $\text{im } P$ —a subspace of the noise commutant—as insular and privileged, and impose a time-invariant constraint on $G(t)$ to

prevent coupling between $\text{im } P$ and its complementary space, $\text{im } P_{\perp}$, where $P_{\perp} \triangleq \mathbb{1}_d - P$.

It follows from a proof nearly identical to Prop. III.2 that for any P satisfying the conditions of Prop. III.4, there exists a basis such that $G(t)$ may be written in CQF “with respect to” P and in C3F with respect to the pair (\mathcal{C}, P) , subject to the substitutions: P for $\Pi_{\mathcal{A}}$, P_{\perp} for $\Pi_{\mathcal{A}}^{\perp}$, and $n_P \triangleq \text{rank } P$ for $n_{\mathcal{A}}$. When $G(t)$ is written in this form, $\widehat{P} = \mathbb{1}_{n_P}$, hence (43) is automatically satisfied, and (44) reduces to

$$G_{1x}^\dagger = 0 \quad \forall t \quad (45)$$

i.e., zeroing of the off-diagonal quadrants of $G(t)$ such that $G(t) = G_{11}(t) \oplus G_{\times\times}(t) \forall t$.

Given a tuple (\mathcal{C}, P) , we refer to the C3F block form as *Generalized Control 3 × 3 Form* (G-C3F), distinguishing it from the “standard” form when $P = \Pi_{\mathcal{A}}$. Figure 1c shows the block structure of the G endomorphism in G-C3F, juxtaposed with standard C3F in Fig. 1b to emphasize similarity. In Fig. 1c, we note that the G_{cx} and G_{ex} blocks (collectively, the G_{1x} block in CQF) are grayed out to indicate nullity, and that the smaller size of the upper left 2×2 block (collectively, G_{11} block in CQF) relative to the standard G_{11} block (shown in light gray) reflects P ’s status as a sub-projection of $\Pi_{\mathcal{A}}$. The forms are otherwise identical.

Generalized Control Quadrant Form (G-CQF), which is not depicted in the figure, is identical to Fig. 1a with the exception that P is substituted for $\Pi_{\mathcal{A}}$, and P_{\perp} for $\Pi_{\mathcal{A}}^{\perp}$ —the same changes that distinguish G-C3F from C3F.

Having established a linear, time-invariant condition sufficient to guarantee protective control, it remains to convert this condition into an equivalent set of constraints on the control input field \vec{u} . To this end, we define several terms and present a key corollary to facilitate the needed conversion.

Definition 2. Any subsystem code/orthogonal projection pair (\mathcal{C}, P) satisfying the relationship $\text{im } \Pi_c \subseteq \text{im } P \subseteq \text{im } \Pi_{\mathcal{A}}$ is called a *protective* (\mathcal{C}, P) *pair*. The projection P is called the *subsystem projection* of the pair, and the subspace $\text{im } P$ is called the *protected subspace*. \square

Definition 3. Given a protective (\mathcal{C}, P) pair and control resource set \mathcal{H} , if there exists a nonempty set of control input fields such that the condition of Prop. III.4 is satisfied, the subsystem projection P is called \mathcal{H} -invariant. The subset of control input fields in \mathbb{K} that render P \mathcal{H} -invariant is called the *Decoupling Input Function Space* (DIFS) of P and is denoted \mathbb{K}_P .

If the zero input $\vec{u}(t) \equiv \vec{0}_{n_c}$ is an element of \mathbb{K}_P , the projection P is called *drift-invariant*. \square

Let $\{\vec{\pi}_j\}_{j=1}^{n_P}$ be the eigenvectors of P , i.e.,

$$P = \sum_{j=1}^{n_P} \vec{\pi}_j \vec{\pi}_j^\dagger \quad (46)$$

and let $\vec{z}(j, k)$ be a vector-valued function defined as

$$\vec{z}(j, k) \triangleq \begin{cases} P_{\perp} G_0 \vec{\pi}_j & \text{if } k = 0 \\ P_{\perp} G_{c,k} \vec{\pi}_j & \text{otherwise} \end{cases} \quad (47)$$

$$\forall k \in 0, \dots, n_c, j = 1, \dots, n_P$$

Additionally, let

$$\vec{z}_u \triangleq \begin{bmatrix} \vec{z}(1, 0) \\ \vec{z}(2, 0) \\ \vdots \\ \vec{z}(n_P, 0) \end{bmatrix} \quad (48)$$

$$Z_u \triangleq \begin{bmatrix} \vec{z}(1, 1) & \vec{z}(1, 2) & \cdots & \vec{z}(1, n_c) \\ \vec{z}(2, 1) & \vec{z}(2, 2) & \cdots & \vec{z}(2, n_c) \\ \vdots & \vdots & \ddots & \vdots \\ \vec{z}(n_P, 1) & \vec{z}(n_P, 2) & \cdots & \vec{z}(n_P, n_c) \end{bmatrix} \quad (49)$$

such that $\vec{z}_u \in \mathbb{C}^{dn_P}$ and $Z_u \in \mathcal{M}_{dn_P \times n_c}(\mathbb{R})$.

We can then state the following corollary.

Corollary III.5. *The DIFS \mathbb{K}_P of an H-invariant projection P may be expressed as a linear-affine set of the form*

$$\mathbb{K}_P = \{ \vec{u} \in \mathbb{K} \mid \vec{u}(t) \equiv \tilde{u}(t) + \vec{n}_u \} \quad (50)$$

where

$$Z_u \tilde{u}(t) \equiv 0 \quad Z_u \vec{n}_u = -\vec{z}_u \quad (51)$$

Moreover, $\vec{n}_u = 0$ is a solution if and only if P is drift-invariant.

Proof. Proof is provided in Section 5 of [86]. \square

Letting $n'_c \triangleq n_c - \text{rank } Z_u$, it is useful to rewrite (50) in the form

$$\mathbb{K}_P = \{ N_u \vec{u}' + \vec{n}_u \mid \vec{u}' \in \mathbb{K}' \} \quad (52)$$

where $N_u \in \mathcal{M}_{n_c \times n'_c}(\mathbb{R})$ is a rank- n'_c matrix having the property that $\text{im } N_u = \text{null } Z_u$, and where $\mathbb{K}' \subset \text{Map}(\mathbb{R}^{0,+}; \mathbb{R}^{n'_c})$.

We call the set \mathbb{K}' the *effective input function space*, and the field \vec{u}' the *effective input field*. Given the assumptions about the domain of \mathbb{K} , it is readily seen that all fields in \mathbb{K}' are bounded and piecewise-continuous. The representation of (52) is useful in that it permits the set $\mathcal{G}[\mathcal{K}_t]$ to be expressed in terms of a field \vec{u}' that is unconstrained within its domain.

In practice, both \vec{z}_u and Z_u consist almost entirely of zeros, making computation of N_u and \vec{n}_u a modest $\mathcal{O}(n_c n_P n_d)$ task given a sparse representation of all matrix operators. In order for a solution to exist to (51), \vec{z}_u must fall inside the range of Z_u . Hence, a simple test for the H-invariance of P is that

$$\text{rank} [Z_u \quad \vec{z}_u] = \text{rank } Z_u \quad (53)$$

In summary, \mathbb{K}_P is determined by first constructing \vec{z}_u and Z_u , checking the condition of (53), computing \vec{n}_u by solving the equality of (51), and finally by computing N_u (whose rows span $\text{null } Z_u$) by a standard procedure such as SVD.

IV. OPERATIONS IN SUBSYSTEM CODES

A. Logical Operators

Given a subsystem code tuple \mathbf{C} as in (13), we may consider the influence of each control Hamiltonian $\hat{H}_c \in \mathbf{H}$ on the physical states in \mathcal{S}'_c as having a *logical equivalent action* on the logical states in \mathcal{S}_c . That is, assuming a set of admissible control inputs \mathbb{K}_P can be chosen such that model dynamics under the influence of \mathbb{K}_P never cause $\rho(t)$ to exit \mathcal{S}'_c , we can exploit the *-isomorphic nature of Φ_c and map each control Hamiltonian in $\hat{\mathbf{H}}_c \in \mathbf{H}$ to an operator $\hat{J}_c \in \mathcal{H}_c$, called a *logical Hamiltonian*, that operates on the logical state $\sigma(t) \in \mathcal{S}_c$ in the same way as \hat{H}_c operates on a physical state.

Formally, we obtain a set of logical Hamiltonians $\{\hat{J}_{c,k}\}_{k=1}^{n_c}$ by applying Φ_c to the elements of \mathbf{H} , i.e.,

$$\hat{J}_{c,k} = \Phi_c(\hat{H}_{c,k}) \quad \forall k = 1, \dots, n_c \quad (54)$$

such that the commutative relationship

$$\begin{array}{ccc} \rho & \xrightarrow{-i[\hat{H}_c, \rho]} & d\rho \\ \Phi_c \downarrow & & \downarrow \Phi_c \\ \sigma & \xrightarrow{-i[\Phi_c(\hat{H}_c), \sigma]} & d\sigma \end{array} \quad (55)$$

holds subject to the condition that the physical state ρ never exits \mathcal{S}'_c .

This gives rise to a set of logical state dynamics with a logical drift Hamiltonian $\hat{J}_0 \triangleq \Phi_c(\hat{H}_0)$ and a logical Hamiltonian

$$\hat{J}[\vec{v}] \triangleq \hat{J}_0 + \sum_{k=1}^{n_c} \vec{v}_{(k)} \hat{J}_{c,k} \quad (56)$$

$$\hat{J}(t; \vec{u}) \triangleq \hat{J}[\vec{v}] \Big|_{\vec{v}=\vec{u}(t)} \quad (57)$$

such that

$$\dot{\sigma}(t) = -i[\hat{J}(t; \vec{u}), \sigma(t)] \quad (58)$$

which is a direct analog of (2) [or (16) in the Heisenberg picture].

Because the logical dynamics of (58) are an analog of the Liouvillian dynamics of (16), they are subject to the same controllability standards reviewed in Section II E with only minor changes, provided $\rho(t)$ remains in \mathcal{S}'_c for all time.

Specifically, controllability of \mathbf{C} is determined by the Lie algebra $\mathfrak{h}_c \subseteq \mathcal{H}_c$ generated by the logical Hamiltonian set \mathbf{J}^+ , where $\mathbf{J}^+ \triangleq \{\hat{J}_0\} \cup \{\hat{J}_{c,k}\}_k$, analogously to (14). If the Lie group $e^{\mathfrak{h}_c}$ is equal to $\text{SU}(\bar{d}_c)$ or $\text{U}(\bar{d}_c)$, \mathbf{C} is designated *Logically Operator Controllable* (L-OC). This

kind of controllability is referred to as “encoded universality” by Zanardi et al. in [55] and elsewhere.

If the group is equal to either of the Lie groups generated by the Lie algebras of Eqs. (21) and (22), \mathcal{C} is designated *Logically Equivalent State Controllable* (L-ESC). Both notions of controllability are analogous to the strong controllability of Section II E, differing only in that they pertain to the logical states in \mathcal{C} rather than to the full set of physical states for the model.

B. Extended Operator Spaces

In the context of the H -invariant spaces introduced in Section III C, the requirement $\rho(t) \in \mathcal{S}'_c \forall t$ is unnecessarily restrictive. Although $\rho(t)$ must fall inside \mathcal{S}'_c to correspond with a logical state, there is no requirement that such a correspondence be maintained at all times during the evolution of the physical state. Indeed, the only times where the correspondence is necessary are the start and end of any quantum operation, and at the time the state is measured. At all other times, $\rho(t)$ is subject only to the restriction that it reside within the noise commutant. When working in a protected subspace, this restriction is tightened to $\vec{v}(t)$ lying in the image of P as a consequence of Prop. III.4.

At the heart of the issue is that physical states may be subject to dynamics that preserve their noiseless character but violate the *-isomorphic relationship between physical and logical states, and can therefore be manipulated in ways that do not correspond to the action of any logical Hamiltonian. That is, control may effect reversible dynamics on the physical state for which no Φ_c map exists such that (55) commutes.

Although control may be tailored to generate only physical dynamics that correspond to logical Hamiltonian dynamics, this unnecessarily limits the degree of control that can be exerted over the logical state. In particular, the set J^+ may contain too few generators to satisfy the conditions of L-OC or L-ESC, thus rendering the logical state uncontrollable. Exploiting additional control freedom is therefore critical for ensuring systems remain controllable with fewer control resources.

To accommodate this greater set of potentially non-Hamiltonian control options, we must consider an extended state space of greater dimension than \mathcal{S}_c , and an extended set of endomorphisms on this space. We devote the remainder of Section IV to rigorously defining this space, its properties, and its associated set of endomorphisms, leaving a treatment of controllability in the space to Section V.

Extended State Space The two requirements for this extended space are that *i*) there exists an injective *-homomorphic map from \mathcal{S}_c to states in the extended space so that reversible operations on the extended states imply reversible operations on logical states and vice versa, and *ii*) the extended state space resides entirely within $\text{im } P$ in order to satisfy the conditions of

Prop. III.4.

Assume that a tuple (\mathcal{C}, P, H) specifying a subsystem code, subsystem projection, and control resource set has been selected via a suitable algorithm (see, e.g., Chap. 5 of [65]) such that $\text{im } \Pi_c \subseteq \text{im } P$. Development of the extended state space is most easily handled using the coherence vectors and G endomorphisms of the linear ODE model of Eqs. (6) and (7) with a basis selected such that G endomorphisms are expressed in G-C3F with respect to (\mathcal{C}, P) , which reduces most intermediate steps to trivial operations on matrix blocks. The development follows Fig. 2, which depicts the relationships between pertinent states, maps, and endomorphisms.

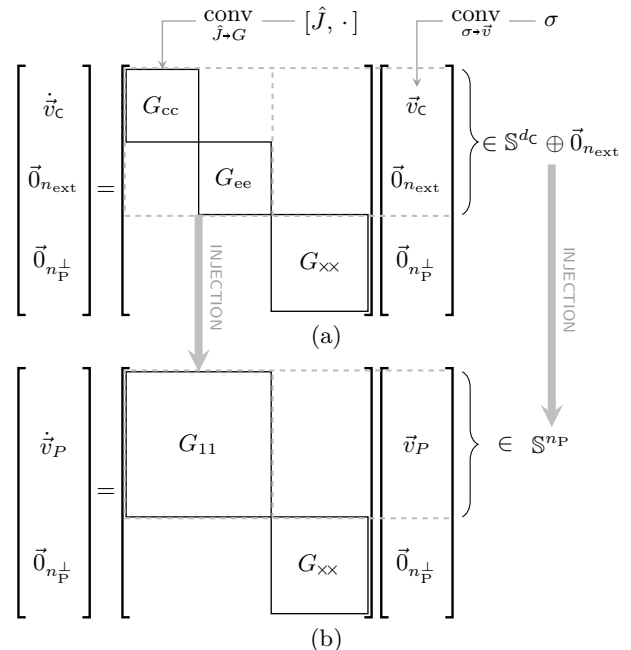


FIG. 2: Relationship between the code state space, the working state space, and endomorphisms operating on these spaces

Consulting the G-C3F diagram of Fig. 1c, we note that the matrix is symmetrically partitioned with three row partitions and three column partitions, making nine blocks total. These are the same nine blocks as in Fig. 1b, with four blocks explicitly grayed out to indicate nullity (which is the implication of Prop. III.4 for G matrices in G-C3F), and with the border between the second and third partitions moved leftward/upward to signify that the protected subspace, $\text{im } P$, is generally of lesser dimension than the noise commutant algebra and is embedded within it.

Ordered from left to right (or equivalently, top to bottom), we refer to the three G-C3F partitions as the *code partition*, the *extended partition*, and the *unprotected partition* respectively, with descriptions as follows:

- The *code partition* is the top/left partition corresponding to elements of $\vec{v}(t)$ supported on Π_c . In

Fig. 2a, a coherence vector is juxtaposed with the G matrix, having the form of (39) with P substituted for \mathcal{A} . The juxtaposition highlights the correspondence between the G-C3F matrix partitions and the elements of (39). In particular, only the topmost d_c elements of the vector are supported on Π_c , implying that for every physical code state $\rho(t) \in \mathcal{S}'_c$, the corresponding coherence vector $\vec{v}(t)$ lies in the domain

$$(\vec{v}(t) = \vec{v}_c(t) \oplus \vec{0}_{n_{\text{ext}}} \oplus \vec{0}_{n_{\perp}}) \in \mathcal{V}_c \quad (59)$$

where $n_{\text{ext}} \triangleq n_P - d_c$, where

$$\begin{aligned} \mathcal{V}_c &\triangleq \left(\mathbb{R}^{d_c} \oplus \vec{0}_{n_{\text{ext}}} \oplus \vec{0}_{n_{\perp}} \right) \cap \mathbb{S}^d \\ &= \mathbb{S}^{d_c} \oplus \vec{0}_{n_{\text{ext}}} \oplus \vec{0}_{n_{\perp}} \end{aligned} \quad (60)$$

and where $\vec{v}_c(t) \in \mathbb{S}^{d_c}$ is called the ‘‘code part’’ of $\vec{v}(t)$.

- The *extended partition* is the middle partition corresponding to elements of $\vec{v}(t)$ supported on $P - \Pi_c$. The dimension of $\text{im } P \ominus \text{im } \Pi_c$ is n_{ext} , and therefore the extended partition blocks occupy the n_{ext} rows below the code partition (likewise, the n_{ext} columns right of the code partition).

In (39), the extended partition corresponds to a vector $\vec{v}_{\text{ext}}(t) \in \mathbb{S}^{n_{\text{ext}}}$ called the ‘‘extended part’’ of $\vec{v}(t)$. In Fig. 2a, the extended part of $\vec{v}(t)$ is identically zero, which is the case for all states $\in \mathcal{V}_c$.

- The *unprotected partition* is the bottom/right partition corresponding to elements of $\vec{v}(t)$ supported on P_{\perp} . In (39), the unprotected partition corresponds to a vector $\vec{v}_{\perp}(t) \in \mathbb{S}^{n_{\perp}}$ called the ‘‘unprotected part’’ of $\vec{v}(t)$. The unprotected partition is shared by matrices in G-CQF. In both Fig. 2a (G-C3F) and Fig. 2b (G-CQF), the unprotected part of $\vec{v}(t)$ is identically zero.

Contrasting Fig. 2a with Fig. 2b, the code partition and extended partition are merged into a single partition in the latter. This merging of partitions, which distinguishes G-CQF from G-C3F, creates a partition having n_P rows/columns called the *working partition*. The working partition corresponds to the elements of $\vec{v}(t)$ supported on

$$\Pi_c + (P - \Pi_c) = P$$

In (39), the working partition is host to a vector $\vec{v}_{\mathcal{A}}(t) \in \mathbb{S}^{n_{\mathcal{A}}}$ called the ‘‘working part’’ of $\vec{v}(t)$. When considering G-CQF (rather than standard CQF), the working part of $\vec{v}(t)$ is denoted $\vec{v}_P(t)$, as in Fig. 2b. This partitioning of the coherence vector into working and unprotected parts yields vectors of the form

$$\vec{v}(t) = \vec{v}_P(t) \oplus \vec{0}_{n_{\perp}} \quad (61)$$

residing in the domain

$$\begin{aligned} \mathcal{V}_P &\triangleq \mathbb{S}^d \cap (\mathbb{C}^{n_P} \oplus \vec{0}_{n_{\perp}}) \\ &= \mathbb{S}^{n_P} \oplus \vec{0}_{n_{\perp}} \end{aligned} \quad (62)$$

Clearly $\mathcal{V}_c \subset \mathcal{V}_P$, with the mapping between the code part $\vec{v}_c(t)$ and the working part $\vec{v}_P(t)$ being the trivial injection: $\vec{v}_P(t) = \vec{v}_c(t) \oplus \vec{0}_{n_{\text{ext}}}$. The set \mathcal{V}_P therefore satisfies condition (i) of the extended state space. Furthermore, since $\text{im } P = \mathbb{C}^{n_P} \oplus \vec{0}_{n_{\perp}}$ in G-CQF, it follows that $\mathcal{V}_P \subset \text{im } P$ (and that \mathcal{V}_P is in fact the largest possible subset of \mathbb{S}^d with this property). Hence, \mathcal{V}_P also satisfies condition (ii) of the extended state space. From these observations, we conclude that \mathcal{V}_P is the largest possible set capable of serving as an extended state space with the required properties.

Extended Hamiltonian Space The partitioned structure of G-C3F and G-CQF is likewise useful for defining the sets of endomorphisms (G matrices) operating on \mathcal{V}_c and \mathcal{V}_P .

Because a logical Hamiltonian \hat{J} acts as an endomorphism on the logical state space, its equivalent G endomorphism, given by

$$G = \text{conv}_{\hat{J} \rightarrow G}(\hat{J}) \triangleq \text{conv}_{\hat{H} \rightarrow G} \cdot \Phi_c^{-1}(\hat{J}) \quad \forall \hat{J} \in \mathcal{H}_c \quad (63)$$

likewise leaves \mathcal{V}_c invariant, implying the G_{ce} and G_{cx} blocks of Fig. 1b are null, along with counterparts $-G_{ce}^{\dagger}$ and $-G_{cx}^{\dagger}$. Since blocks G_{ex} and $-G_{ex}^{\dagger}$ are also null by Prop. III.4, it follows that G has the block diagonal structure depicted in Fig. 2a, with support on blocks G_{cc} , G_{ee} and G_{xx} , and with block G_{cc} alone affecting logical states.

For convenience, we denote the image of \mathcal{H}_c under $\text{conv}_{\hat{J} \rightarrow G}$, which has this block structure, as $\mathcal{G}_c \subset \mathcal{M}_d(\mathbb{C})$, noting that it is a linear Lie algebra. For a given element of \mathcal{G}_c , we refer to the G_{cc} matrix block as the ‘‘code block’’, the G_{ee} matrix block as the ‘‘extended block’’, and the G_{xx} block as the ‘‘unprotected block’’. Figure 2a demonstrates how the mapping of a logical Hamiltonian, \hat{J} , to the code block, and a logical state, σ , to the code partition, in the case where $\vec{v}(t) \in \mathcal{V}_c$, trivially reduces to dynamics of the form

$$\dot{\vec{v}}_c(t) = G_{cc}(t) \vec{v}_c(t) \quad (64)$$

which is the ODE analog of (58).

We also note for future reference that because Φ_c^{-1} maps $\mathbb{1}_{\bar{d}_c}$ to a scalar multiple of the identity, i.e., $a\mathbb{1}_{\bar{d}}$, $a \in \mathbb{R}$, and because $\mathbb{1}_{\bar{d}}$ lies in the kernel of $\text{conv}_{\hat{H} \rightarrow G}$ [the identity operator trivially commutes with all \hat{F}_l 's in (25)], it follows that

$$\text{conv}_{\hat{J} \rightarrow G}(c\mathbb{1}_{\bar{d}_c}) = 0_d \quad \forall c \in \mathbb{C} \quad (65)$$

The set of endomorphisms acting on \mathcal{V}_P follows a similar derivation, with the exception that this latter set of endomorphisms is not required to leave \mathcal{V}_c invariant. All

four matrix blocks $\{G_{cc}, G_{ce}, -G_{ce}^\dagger, G_{ee}\}$ covering the code partition and extended partition in Fig. 1b may be nonzero, and are therefore merged into a single matrix block, G_{11} , called the “working block”, in Fig. 1a, which acts on the working partition of $\vec{v}(t)$.

The two requirements for this extended set of endomorphisms are that: *i*) it resides in the image of $\text{conv}_{\hat{H} \rightarrow G}$, and *ii*) it conforms to the block structure of G-CQF. Because the G_{11} block acts on V_P , we denote the set of all such blocks $G_P \subset \text{im conv}_{\hat{H} \rightarrow G}$. It is a linear Lie algebra and a superset of the set of all H-invariant G endomorphisms (with respect to P). As depicted in Fig. 2, it is also a superset of G_c , with (code block, extended block) pairs mapped to working blocks via the trivial injection: $G_{11}(t) = G_{cc}(t) \oplus G_{ee}(t)$.

C. Subspace Restrictions

As a precursor to controllability assessment, it is pertinent to ask: Given a subsystem projection P , assuming total control can be effected over the system Hamiltonian \hat{H} , and assuming every endomorphism $\in G_P$ can be generated, are there any universal restrictions on how the code partition and extended partition can interact and exchange information while system dynamics remain H-invariant? The answer to this question is ‘yes’, with a particularly severe restriction relating to the k -sectors of Section IID.

Lemma IV.1. *Let $\mathcal{A} \cong \mathfrak{gl}(L, \mathbb{C})$ and $\mathcal{B} \subseteq \mathfrak{gl}(L_1, \mathbb{C}) \oplus \mathfrak{gl}(L_2, \mathbb{C}) \oplus \dots \oplus \mathfrak{gl}(L_p, \mathbb{C})$, $p \in \mathbb{N}$ be C^* algebras. If $L_j < L \forall j$ then $\mathcal{A} \not\cong \mathcal{B}$.*

Proof. A well-established result is that the ring of matrices $\mathfrak{gl}(n, \mathbb{C})$ for $n \geq 1$ is simple.

We proceed by induction on p . If $p = 1$, the proof follows by simply counting dimensions. Suppose the result holds for some p , and let

$$\mathcal{B} = \mathfrak{gl}(L_1, \mathbb{C}) \oplus \dots \oplus \mathfrak{gl}(L_{p+1}, \mathbb{C})$$

with $L_j < L$ for $1 \leq j \leq p+1$. To prove by contradiction, suppose $\mathfrak{gl}(L, \mathbb{C}) \subseteq \mathcal{B}$. Then $\mathfrak{gl}(L, \mathbb{C}) \cap (0 \oplus \mathfrak{gl}(L_{p+1}, \mathbb{C}))$ is an ideal in $\mathfrak{gl}(L, \mathbb{C})$, and since $L_{p+1} < L$, by simplicity we must have $\mathfrak{gl}(L, \mathbb{C}) \cap (0 \oplus \mathfrak{gl}(L_{p+1}, \mathbb{C})) = 0$. This results in

$$\mathfrak{gl}(L, \mathbb{C}) \subset \mathfrak{gl}(L_1, \mathbb{C}) \oplus \dots \oplus \mathfrak{gl}(L_p, \mathbb{C}) \oplus 0$$

which is impossible. Since $\mathcal{A} \cong \mathfrak{gl}(L, \mathbb{C})$, it follows that $\mathcal{A} \not\cong \mathcal{B}$. \square

Lemma IV.2. *The k -sectors with order $\bar{d}_k \geq 1$ in the decomposition of (11) constitute maximal subsystem codes in that the order of the largest possible noiseless subsystem code, \bar{d}_{\max} , is bounded by $\bar{d}_{\max} \leq \max(\bar{d}_1, \bar{d}_2, \dots, \bar{d}_p)$.*

Proof. That every k -sector is a subsystem code follows trivially from the observation that the k -sector algebra \mathcal{A}_k resides in a matrix block $\cong \mathfrak{gl}(\bar{d}_k, \mathbb{C})$ according to the decomposition of (11). The upper bound on \bar{d}_c is proved by contradiction. Assume $\bar{d}_c > \bar{d}_{\max}$. We require that $\mathcal{B}_c \cong \mathfrak{gl}(\bar{d}_c, \mathbb{C})$ and that \mathcal{B}'_c resides in the noise commutant, i.e., $\mathcal{B}'_c \subseteq \mathcal{A}$. We have that $\mathcal{B}'_c \cong \mathcal{B}_c$ and thus $\mathcal{B}'_c \cong \mathfrak{gl}(\bar{d}_c, \mathbb{C})$. However, $\mathcal{A} \cong \mathfrak{gl}(\bar{d}_1, \mathbb{C}) \oplus \mathfrak{gl}(\bar{d}_2, \mathbb{C}) \oplus \dots \oplus \mathfrak{gl}(\bar{d}_m, \mathbb{C})$ where $\bar{d}_k \leq \bar{d}_{\max} < \bar{d}_c \forall k$. Thus, by Lemma IV.1, $\mathcal{B}'_c \not\cong \mathfrak{gl}(\bar{d}_c, \mathbb{C})$, a contradiction. It follows that \bar{d}_c must be $\leq \bar{d}_{\max}$. \square

As a consequence of Lemma IV.2, the core projection of a valid subsystem code must be a sub-projection of any one k -sector core projection. This same restriction need not apply to the subsystem projection P . For example, it is easily shown that $P = \Pi_{k_1} + \Pi_{k_2}$ for any two k -sectors k_1 and k_2 is a valid subsystem projection. Even so, regarding where an extended state can circulate, k -sectors prove to be partition boundaries for systems subject to open loop control, as shown in the following proposition.

Proposition IV.3. *Given the assumptions of Prop. III.3, let $\Pi_k \in \mathcal{M}_d(\mathbb{C})$ be the core projection of a k -sector. Then*

$$(\Pi_{\mathcal{A}} - \Pi_k)G(t)\Pi_k = 0 \quad \forall t \quad (66)$$

Proof. Proof is provided in Section 6 of [86]. \square

Prop. IV.3 implies that even with total control over the system Hamiltonian, in the absence of coupling between the protected and unprotected subspaces of the system, no control exists that is capable of coupling the elements of $\vec{v}_P(t)$ supported on the core projection Π_k of the host k -sector to elements of $\vec{v}_P(t)$ not supported on Π_k (i.e., those elements supported on $\Pi_{\mathcal{A}} - \Pi_k$). Put differently, a working state space V_P spanning more than one k -sector (i.e., having the property that $\Pi_k \vec{v}_P \neq 0$ for more than one k) cannot exchange information between the partitions of the state residing in different k -sectors.

Hence, while a subsystem projection P may possibly not be a sub-projection of Π_k , any extension subspace $\text{im } P \ominus \text{im } \Pi_k$ is irrelevant to the controllability of subsystem codes hosted by this k -sector since information can never be exchanged between the subspaces inside and outside the k -sector.

It is important to note that this inability to exchange information between k -sectors is a consequence of the algebraic structure of \mathcal{A} , and can be lifted by relaxing the restriction that $\text{im } P \subseteq \mathcal{A}$. In the event $\text{im } P \not\subseteq \mathcal{A}$, states under the influence of control will irreversibly bleed information into the bath, but if the effects of these irreversible dynamics are sufficiently small, they may be ignored or corrected via QEC.

Specifically, the eigenspace of $G(t)$ corresponding to an eigenvalue λ with $\text{Re}\{\lambda\} \approx 0$ can be treated as though $\text{Re}\{\lambda\} = 0$ for the purposes of selecting P , provided the control dynamics are sufficiently fast. This process limits the effects of noise to a quantity dominated by τ , the

time spent outside the noise commutant, which can (in theory) be made arbitrarily small by applying sufficiently strong control fields—an effect is also known as *noise softening* [88] (as contrasted with noise-free subspaces). We do not provide a treatment of noise softening in this paper.

V. P-STATIC CONTROLLABILITY

A. Preliminaries

As a brief review:

- Section III B defined the canonical matrix forms necessary for analysis.
- Section III C provided the most general condition for information-preserving control in Prop. III.3. This was simplified to a sufficient decoupling condition in Prop. III.4, and recast as a set of input constraints in Cor. III.5.
- Section IV A defined the L-OC and L-ESC controllability standards for a subsystem code, analogous to the OC and ESC standards of Section II E.
- Finally, Section IV B defined extended state and Hamiltonian (G endomorphism) spaces necessary for developing the theory of logical controllability outside the constraints of strict physical-to-logical state correspondence at all times.

All four treatments rely on an implicit subsystem code C and an implicit control resource set H . The latter three treatments also rely on an implicit subsystem projection P . These three data— C , P , and H —collectively parameterize one of the many possible ways to represent/control noiseless information in an open quantum system. The combination of data, i.e., (C, P, H) , is called a “ P -static control scheme” in [65]. The term “ P -static” derives from the use of a single, static subsystem projection P , as contrasted with P -switched schemes, which switch between multiple subsystem projections, and P -free schemes, which have no P datum. We treat only P -static schemes in this paper.

Assume the \mathcal{S}_P triple has been chosen. Our objective is to assess whether the subsystem code C meets the CS-OC and/or CS-ESC controllability standard(s), given the control resources in H , subject to the linear-affine, time-invariant constraints on the control input field imposed by P (via Cor. III.5). We refer to the assessment as a test for “ P -static controllability”, consistent with the terminology in [65].

P -Static controllability analysis is carried out in the extended, partitioned operator spaces of G-C3F. When working with G endomorphisms in G-C3F algebraically, we find it convenient to define several transformational operators, which are maps between sets of matrices. In each definition, assume $p, m \in \mathbb{N}$ and $m > p$.

Definition 4. Given a nonempty matrix set $S \subseteq \mathcal{M}_m(\mathbb{C})$, the p -diagonal subset of S is the (possibly empty) subset of matrices in S expressible as the direct sum of a $p \times p$ matrix and an $(m-p) \times (m-p)$ matrix. A nonempty matrix set that is equal to its own p -diagonal subset (i.e., containing only block-diagonal elements having the specified dimensions) is called a p -diagonal set. For each matrix

$$(A = A_1 \oplus A_2) \in S$$

of a p -diagonal set S , the p -block of A is the matrix operator $A_1 \in \mathcal{M}_p(\mathbb{C})$. \square

Definition 5. Given a nonempty matrix set $S \subseteq \mathcal{M}_m(\mathbb{C})$, p -erasure of S , denoted $\text{ers}_p S$, is the (possibly empty) set $T \subseteq \mathcal{M}_p(\mathbb{C})$ of all p -blocks of the p -diagonal subset of S . That is,

$$\text{ers}_p S \triangleq \left\{ A_1 \mid \exists A_2 \in \mathcal{M}_{m-p}(\mathbb{C}) \right. \\ \left. \text{s.t. } A_1 \oplus A_2 \in S \right\} \quad (67)$$

\square

Definition 6. Given a nonempty matrix set $T \subseteq \mathcal{M}_p(\mathbb{C})$, the m -extension of T , denoted $\text{ext}_m T$, is the set $S \subseteq \mathcal{M}_m(\mathbb{C})$ of p -diagonal matrices whose p -erasure is T . That is,

$$\text{ext}_m T \triangleq \{ A_1 \oplus A_2 \mid A_1 \in T, A_2 \in \mathcal{M}_{m-p}(\mathbb{C}) \} \quad (68)$$

\square

In literal terms, $\text{ers}_p S$ filters S down to its block diagonal elements $\in \mathcal{M}_p(\mathbb{C}) \oplus \mathcal{M}_{m-p}(\mathbb{C})$ and then projects each element onto its $p \times p$ upper left block; $\text{ext}_m T$ acts as the inverse projection, yielding the subset of $\mathcal{M}_p(\mathbb{C}) \oplus \mathcal{M}_{m-p}(\mathbb{C})$ whose p -erasure is T .

Finally, upcoming analysis refers to a set $\mathbb{V} \subset \mathcal{M}_d(\mathbb{C})$:

$$\mathbb{V} \triangleq \left\{ C \in \mathcal{M}_d(\mathbb{C}) \mid \exists U \in \text{SU}(\bar{d}_c) \right. \\ \left. \text{s.t. } (\forall \sigma \in \mathcal{S}_c) \text{conv}_{\sigma \rightarrow \vec{v}}(U\sigma U^\dagger) = C \text{conv}_{\sigma \rightarrow \vec{v}}(\sigma) \right\} \quad (69)$$

where $\text{conv}_{\sigma \rightarrow \vec{v}} \triangleq \text{conv}_{\rho \rightarrow \vec{v}} \cdot \Phi_c^{-1}$, which is the set of all endomorphisms whose action on a coherence vector $\vec{v} \in V_c$ is equivalent to a logical gating operation. When G endomorphisms are expressed in G-C3F, \mathbb{V} is a set (in fact, a semigroup) of d_c -diagonal matrices.

B. Lie Algebraic Criteria

As established in Section III C, the H -invariance of P reduces to the condition that $G_{1 \times}(t) \equiv 0$ when $G(t)$ is in G-CQF with respect to P , giving rise to the set of endomorphisms G_P . Any channel matrix C generated by the dynamics

$$\dot{C}(t) = G(t) C(t) \quad G(t) \in G_P \quad \forall t \in \mathbb{R}^{0,+} \quad (70)$$

$$C(0) = \mathbb{1}_d \quad (71)$$

$$\vec{v}(t) = C(t)\vec{v}(0) \quad (72)$$

will, at time T , have the structure

$$C(T) = C_{11}(T) \oplus C_{\times\times}(T) \quad (73)$$

with a unitary matrix $C_{11}(T) \in \mathcal{M}_{n_P}(\mathbb{C})$ in the working block and a lossy matrix $C_{\times\times}(T) \in \mathcal{M}_{n_P^\perp}(\mathbb{C})$ in the unprotected block. The unprotected block is disposable from the standpoint of analysis since $\vec{v}(0) \in \mathbb{V}_P$ by assumption, and by (72) we have:

$$\begin{aligned} \vec{v}(T) &= C(T)\vec{v}(0) \\ &= (C_{11}(T) \oplus C_{\times\times}(T)) \left(\vec{v}_P(0) \oplus \vec{0}_{n_P^\perp} \right) \\ &= C_{11}(T)\vec{v}_P(0) \oplus \vec{0}_{n_P^\perp} \end{aligned} \quad (74)$$

and hence the effect of $C_{\times\times}(T)$ on the output state vanishes.

Any channel matrix corresponding to a logical gate must necessarily leave \mathbb{V}_c invariant and therefore has the form

$$C(T) = C_{cc}(T) \oplus C_{-cc}(T) \quad (75)$$

with unitary matrix $C_{cc}(T) \in \mathcal{M}_{d_c}(\mathbb{C})$ and a normal matrix $C_{-cc}(T) \in \mathcal{M}_{d-d_c}(\mathbb{C})$. (The unitarity of $C_{cc}(T)$ follows from its generation by lossless dynamics.)

It follows that any channel matrix having the structure of both (73) and (75) will be of the form

$$C(T) = C_{cc}(T) \oplus C_{ee}(T) \oplus C_{\times\times}(T) \quad (76)$$

with $C_{cc}(T)$, $C_{ee}(T)$, and $C_{\times\times}(T)$ occupying the code block, extended block, and unprotected block of G-C3F respectively, and with $C_{cc}(T)$ and $C_{ee}(T)$ being unitary.

The set of all matrices with the given block structure constitutes an upper bound on the set of channel matrices that leave both \mathbb{V}_c and \mathbb{V}_P invariant, which is equivalently set of channels that both *i*) correspond to unitary operations on $\vec{v}_c(t) \in \mathbb{V}_c$, via d_c -erasure, i.e.,

$$\vec{v}(T) = C(T)\vec{v}(0) \implies \vec{v}_c(T) = C_{cc}\vec{v}_c(0) \quad (77)$$

and *ii*) can be generated while keeping $\text{im } P$ invariant $\forall t$, thereby satisfying Prop. III.4.

The problem of testing for P -static controllability can therefore be solved using a four-step procedure involving G-C3F matrix mechanics:

- I. For a given resource set \mathbb{H} , determine the set \mathbb{S}_N of all generatable channel matrices of the form in (73). If the set is empty, conclude that P is not \mathbb{H} -invariant. Otherwise, compute the set of equivalent unitary endomorphisms \mathbb{S}_P operating on \mathbb{V}_P via n_P -erasure; that is, $\mathbb{S}_P = \text{ers}_{n_P} \mathbb{S}_N$.

- II. Determine the set of all channel matrix code blocks corresponding to logical gates, i.e.,

$$\mathbb{S}_c \triangleq \text{ers}_{d_c} \mathbb{V} \quad (78)$$

$$= \left\{ \begin{array}{l} C_{cc} \in \mathcal{M}_{d_c}(\mathbb{C}) \mid \exists C_{-cc} \in \mathcal{M}_{d-d_c}(\mathbb{C}) \\ \text{s.t. } C_{cc} \oplus C_{-cc} \in \mathbb{V} \end{array} \right\} \quad (79)$$

where \mathbb{V} is as defined in (69), and then compute the set of equivalent unitary endomorphisms \mathbb{S}'_P operating on \mathbb{V}_P via n_P -extension; that is, $\mathbb{S}'_P = \text{ext}_{n_P} \mathbb{S}_c$.

- III. Compute the set intersection $\mathbb{S}_P^* = \mathbb{S}_P \cap \mathbb{S}'_P$, which is the set of all generatable endomorphisms acting on \mathbb{V}_P that *i*) leave \mathbb{V}_c invariant, and *ii*) correspond to logical gates. If the intersection is empty, conclude that the subsystem code is uncontrollable. Otherwise, compute the set of equivalent unitary endomorphisms \mathbb{S}_c^* acting on \mathbb{V}_c via d_c -erasure; that is, $\mathbb{S}_c^* = \text{ers}_{d_c} \mathbb{S}_P^*$, which will be a Lie group.

- IV. Determine whether \mathbb{S}_c^* is *-isomorphic to any of the groups required to satisfy the given controllability standard (L-OC or L-ESC).

Although this procedure is straightforward, determining channel matrix set representations such that the extension and erasure operations, as well as the intersection operation of step III, are computationally tractable is problematic. Because each set is a Lie group, however, with an associated Lie algebra, and since subgroup relationships between Lie groups are preserved as subalgebra relationships between their respective Lie algebras, we may represent each group by its algebra. This reduces the analysis procedure to matrix multiplications and familiar operations on vector spaces, providing the needed computational tractability. Hence, rather than working with groups of channel matrices, we derive controllability conditions based on the G endomorphisms constituting their Lie algebras.

Theorem V.1. *Given a set of admissible G endomorphisms $\mathbb{G}[\mathcal{K}_t]$ and a protective \mathbb{H} -invariant pair (C, P) , the subsystem code \mathbb{C} is L-OC if and only if*

$$\text{ers}_{d_c} \text{conv}_{\hat{J} \rightarrow G}(\mathfrak{su}(\vec{d}_c)) \subseteq \text{ers}_{d_c} \mathfrak{g}_P \quad (80)$$

where

$$\mathfrak{g}_P \triangleq \mathcal{L}[\text{ers}_{n_P} \mathbb{G}[\mathcal{K}_t]] \quad (81)$$

$$\text{conv}_{\hat{J} \rightarrow G}(\mathfrak{su}(\vec{d}_c)) \triangleq \left\{ \text{conv}_{\hat{J} \rightarrow G}(\hat{F}_c) \mid \hat{F}_c \in \mathfrak{su}(\vec{d}_c) \right\} \quad (82)$$

Proof. Two useful identities involving the erasure and extension operations are as follows:

- Given a nonempty set $\mathbb{S} \subseteq \mathcal{M}_m(\mathbb{C})$ of p -diagonal matrices generating a Lie algebra, the operations of Lie closure and p -erasure commute. That is,

$$\text{ers}_p \mathcal{L}[\mathbb{S}] = \mathcal{L}[\text{ers}_p \mathbb{S}] \quad (83)$$

- Given matrix sets $\mathbb{S} \subseteq \mathcal{M}_p(\mathbb{C})$ and $\mathbb{T} \subseteq \mathcal{M}_m(\mathbb{C})$ with $m > p$:

$$\text{ers}_p((\text{ext}_m \mathbb{S}) \cap \mathbb{T}) = \mathbb{S} \cap \text{ers}_p \mathbb{T} \quad (84)$$

The proof follows the four-step procedure outlined above. In step **I**, we consider that $S_d = \exp \mathfrak{g}_d$ where $\mathfrak{g}_d = \mathcal{L}[G[\mathcal{K}_t]]$. With G endomorphisms expressed in G-C3F with respect to (C, P) , every endomorphism $G(t) \in G[\mathcal{K}_t]$ has the block diagonal form of Fig. 2b on account of H-invariance. Furthermore, by the definition of H-invariance, $G[\mathcal{K}_t]$ is known to be nonempty. The Lie algebraic closure of block diagonal matrices is also block diagonal, hence \mathfrak{g}_d is a linear subspace $\subseteq \mathfrak{gl}(n_P, \mathbb{C}) \oplus \mathfrak{gl}(n_P^\perp, \mathbb{C})$. The equivalent actions on V_P , which we denote by the set \mathfrak{g}_P , are given by n_P -erasure; that is

$$\mathfrak{g}_P = \text{ers}_{n_P} \mathfrak{g}_d \quad (85)$$

where it can be shown that \mathfrak{g}_P is a Lie algebra due to the block diagonal nature of \mathfrak{g}_d .

Because \mathfrak{g}_d is n_P -diagonal, the commutation identity of (83) may be applied to (85), yielding

$$\mathfrak{g}_P = \text{ers}_{n_P} \mathcal{L}[G[\mathcal{K}_t]] = \mathcal{L}[\text{ers}_{n_P} G[\mathcal{K}_t]] \quad (86)$$

In step **II**, we consider that $S_c = \exp \mathfrak{g}'_c$ where \mathfrak{g}'_c resides in the code block of $\text{im conv}_{J \rightarrow G}$, a set which comprises all G endomorphisms corresponding to Hamiltonian-like evolution of $\sigma(t) \in \mathcal{S}_c$. The set of all logical Hamiltonian operators acting on $\sigma(t)$ is spanned by $\mathfrak{u}(\bar{d}_c)$. However, since $\mathfrak{u}(\bar{d}_c) \setminus \mathfrak{su}(\bar{d}_c) \cong \mathbb{R} \cdot i\mathbb{1}_{\bar{d}_c}$ and $i\mathbb{1}_{\bar{d}_c}$ lies in the kernel of $\text{conv}_{J \rightarrow G}$ [ref. (65)], the $i\mathbb{1}_{\bar{d}_c}$ basis component of any logical Hamiltonian vanishes in G_{cc} and $\text{conv}_{J \rightarrow G}(\mathfrak{u}(\bar{d}_c)) = \text{conv}_{J \rightarrow G}(\mathfrak{su}(\bar{d}_c))$. Therefore,

$$\text{ers}_{d_c} \text{im conv}_{J \rightarrow G} = \text{ers}_{d_c} \text{conv}_{J \rightarrow G}(\mathfrak{u}(\bar{d}_c)) = \text{ers}_{d_c} \text{conv}_{J \rightarrow G}(\mathfrak{su}(\bar{d}_c)) \quad (87)$$

without loss of generality.

We thus have

$$\mathfrak{g}'_c \triangleq \text{ers}_{d_c} \text{im conv}_{J \rightarrow G} = \text{ers}_{d_c} \text{conv}_{J \rightarrow G}(\mathfrak{su}(\bar{d}_c)) \quad (88)$$

where $\text{ers}_{d_c} \text{conv}_{J \rightarrow G}(\mathfrak{su}(\bar{d}_c))$ is the LHS of (80). We note that \mathfrak{g}'_c is guaranteed to be nonempty as a consequence of C being a subsystem code. That is, the existence of the Φ_C *-isomorphism suffices to guarantee that $\dim \mathfrak{g}'_c = d_c$ and therefore that \mathfrak{g}'_c is nonempty and nontrivial. Hence, for the condition of (80) to hold, both $\text{ers}_{d_c} \mathfrak{g}_P$ and \mathfrak{g}_P must be nonempty and nontrivial. If either \mathfrak{g}_P or $\text{ers}_{d_c} \mathfrak{g}_P$ is found to be empty or trivial, the controllability test must return a “not controllable” outcome.

The set of equivalent unitary actions acting on coherence vectors, called “working CVS gates” in [65], is given by

$$\begin{aligned} S'_P &= S_c \oplus U(n_{\text{ext}}) \\ &= \exp\{\mathfrak{g}'_c\} \oplus \exp\{\mathfrak{u}(n_{\text{ext}})\} \\ &= \exp\{\mathfrak{g}'_c \oplus \mathfrak{u}(n_{\text{ext}})\} \end{aligned} \quad (89)$$

implying the Lie algebraic analog of S'_P should be $\mathfrak{g}'_P = \mathfrak{g}'_c \oplus \mathfrak{u}(n_{\text{ext}})$.

The n_P -extension operation of step **II** maps the set \mathfrak{g}'_c to

$$\mathfrak{g}'_P = \text{ext}_{n_P} \mathfrak{g}'_c = \mathfrak{g}'_c \oplus \mathfrak{gl}(n_{\text{ext}}, \mathbb{C}) \quad (90)$$

rather than to $\mathfrak{g}'_c \oplus \mathfrak{u}(n_{\text{ext}})$, however.

Consequently, the \mathfrak{g}'_P of (90) contains elements that are not valid endomorphisms on V_P . Not all elements of \mathfrak{g}'_P are antisymmetric or even normal, for instance, based on this construction. Even so, since \mathfrak{g}_P *does* consist entirely of valid G endomorphisms, the intersection $\mathfrak{g}_P \cap \mathfrak{g}'_P$ also necessarily has this property. In practice, no basis for \mathfrak{g}'_P is ever computed (see below); it is merely a useful mathematical abstraction.

The Lie algebraic analog to step **III** is straightforward: Letting

$$\mathfrak{g}_P^* \triangleq \mathfrak{g}_P \cap \mathfrak{g}'_P \quad (91)$$

then \mathfrak{g}_P^* is a linear Lie algebra and the Lie group S_P^* is given by $S_P^* = \exp \mathfrak{g}_P^*$. The Lie algebra \mathfrak{g}_c^* is subsequently computed by d_c -erasure, i.e., $\mathfrak{g}_c^* \triangleq \text{ers}_{d_c} \mathfrak{g}_P^*$, and it follows that group $S_c^* = \exp \mathfrak{g}_c^*$ comprises all H-realizable unitary channel matrices C_{cc} operating on V_c corresponding to valid logical manipulations of $\sigma(t)$.

For the L-OC test, step **IV** reduces to the determination: Is $\mathfrak{g}_c^* = \mathfrak{g}'_c$? That is, given \mathfrak{g}_c^* is the set of all H-realizable logical Hamiltonian-like actions, and \mathfrak{g}'_c is the set of Hamiltonian-like actions required for encoded universality, are the two sets equal? If so, then the subsystem code C is L-OC by the principles discussed in Section **IV A**.

Combining steps **II–IV** therefore yields the necessary and sufficient condition for L-OC:

$$\text{ers}_{d_c} ((\text{ext}_{n_P} \mathfrak{g}'_c) \cap \mathfrak{g}_P) = \mathfrak{g}'_c \quad (92)$$

By the identity of (84), equation (92) can be rewritten

$$\mathfrak{g}'_c \cap \text{ers}_{d_c} \mathfrak{g}_P = \mathfrak{g}'_c \quad (93)$$

Finally, for any two sets S, T , the equivalence holds that

$$S \subseteq T \iff S = S \cap T \quad (94)$$

Letting $S = \mathfrak{g}'_c$ and $T = \text{ers}_{d_c} \mathfrak{g}_P$, then (93) is equivalent to

$$\mathfrak{g}'_c \subseteq \text{ers}_{d_c} \mathfrak{g}_P \quad (95)$$

which becomes (80) after substitution of (88), thus completing the proof. \square

To better illustrate the roles of the many algebras, matrix block mechanics, etc. used in the proof of Theorem **V.1**, Appendix **A** provides a concrete, low-dimensional ‘toy’ example with explicit values for all stages.

The condition of Theorem **V.1** is more conveniently expressed as a condition on dimensions, analogous to the Lie algebra rank condition of Section **III E**.

Corollary V.2. *Let the assumptions of Theorem V.1 hold. Then \mathbf{C} is L-OC if and only if*

$$\dim(\text{ers}_{d_c} \text{conv}_{j \rightarrow G}(\mathfrak{su}(\bar{d}_c)) \cap \text{ers}_{d_c} \mathfrak{g}_P) = d_c - 1 \quad (96)$$

where $\mathfrak{g}_P \triangleq \mathcal{L}[\text{ers}_{n_P} \mathbf{G}[\mathcal{K}_t]]$.

Proof. Proof is provided in Section 8 of [86]. \square

Necessary and sufficient conditions for L-ESC of \mathbf{C} follow a similar derivation.

Proposition V.3. *Let the assumptions of Theorem V.1 hold. Then \mathbf{C} is L-ESC if either i) \mathbf{C} is L-OC, or ii)*

$$\dim \left[i \text{ers}_{d_c} \text{conv}_{j \rightarrow G}(\mathfrak{e}_{1,1}^{\bar{d}_c}), \mathfrak{g}_c^* \right] = 2(\bar{d}_c - 1) \quad (97)$$

where

$$\mathfrak{g}_c^* \triangleq \text{ers}_{d_c} \text{conv}_{j \rightarrow G}(\mathfrak{su}(\bar{d}_c)) \cap \text{ers}_{d_c} \mathfrak{g}_P \quad (98)$$

$$\mathfrak{g}_P \triangleq \mathcal{L}[\text{ers}_{n_P} \mathbf{G}[\mathcal{K}_t]] \quad (99)$$

and where $\mathfrak{e}_{1,1}^{\bar{d}_c} \in \mathcal{S}_c$ is the operator $\text{diag}(1, 0, \dots, 0)$.

Furthermore, if neither (i) or (ii) holds, \mathbf{C} is not L-ESC.

Proof. Proof is provided in Section 9 of [86]. \square

C. Effective Hamiltonians

The affine nature of the DIFS \mathbb{K}_P in P -static control allows for a simplifying abstraction of $\mathbf{G}[\mathcal{K}_t]$ that builds the constraints of Cor. III.5 into the L-OC and L-ESC conditions of Section VB. Specifically, the Lie algebra \mathfrak{g}_P appearing in Cor. V.2 and Prop. V.3 may be generated in a way directly analogous to \mathfrak{h} in (19). That is, we wish to compute a set of operators

$$\mathbf{H}^{'+} \triangleq \{H'_0\} \cup \{H'_{c,k}\}_{k=1}^{n'_c}, \quad H'_0, H'_k \in \mathcal{M}_{n_P}(\mathbb{C}) \quad (100)$$

analogous to the set of Hamiltonian generators of (14) such that we can write

$$\mathfrak{g}_P = \mathcal{L}[-i\mathbf{H}^{'+}] \quad (101)$$

rather than relying on the more obscure calculation for \mathfrak{g}_P in Eqs. (81) and (99).

The ability to characterize \mathfrak{g}_P in terms of the generators in $\mathbf{H}^{'+}$ both simplifies the computation of a basis for \mathfrak{g}_P and renders the algebra amenable to various reductions and simplifications developed for unconstrained, noiseless open loop control (e.g., various necessary-but-not-sufficient conditions for controllability described in [68]), which can also greatly improve computational performance of the tests.

Because of the form of (101), $\mathbf{H}^{'+}$ is called the set of *effective Hamiltonians*. The endomorphism H'_0 is called the *effective drift Hamiltonian*, and the indexed matrix set $\mathbf{H}' \triangleq \{H'_{c,k}\}_{k=1}^{n'_c}$ is called the set of *effective control Hamiltonians*. If a model is noiseless, then $\mathbf{H}^{'+} = \mathbf{H}^+$ trivially.

A procedure for computing $\mathbf{H}^{'+}$ from the Z_u and \vec{n}_u data of Section III C is provided in Section 10 in [86].

VI. EXAMPLE

A. Preface

The utility of the controllability tests developed in Section V is best demonstrated with a worked example of an open quantum system. However, the outcomes of the tests are of little value unless they can be supported by results showing that logical operations can be performed noiselessly on encoded states. Procuring such results requires, at the very least:

- finding one or more $(\mathbf{C}, P, \mathbf{H})$ triples representing a candidate information encoding, set of control input constraints, and set of control resources for controllability testing
- efficiently computing all data needed to perform the controllability tests of Section V, and efficiently checking the conditions of Cor. V.2 and/or Prop. V.3
- synthesizing a control input field \vec{u} able to effect a prescribed logical gating operation on an encoded state, and simulating the model dynamics under the influence of this input
- quantifying the “correctness” (i.e., closeness between simulated and desired results) in a meaningful way

To perform these tasks, we rely on the framework developed in [65], called the “Generalized Control of Noiseless Subspaces (GCNS) Framework”. In this paper, we refer only to the work products of the framework relating to the controllability tests of Section V. A more extensive set of experimental results is viewable in [89].

B. Model

We consider the class of cold trapped ion systems first proposed by Cirac and Zoller [43, 90–92], which has been employed by dozens of papers and validated in numerous experiments for qubit registers ranging from one to hundreds of qubits [61–63, 93–104]. The primary source of decoherence is a known form of collective dephasing [91, 93] which admits a non-trivial noiseless subspace due to the symmetric nature of the dephasing process.

A typical n -qubit implementation consists of a string of $n - 1$ ions stored in a linear radiofrequency trap and cooled sufficiently so that the Coulomb forces between them are quantum mechanical rather than classical in nature. The quanta serving as qubits are then realized using internal energy levels of the ions. Although there is some choice as to which states are used, the details ultimately only affect numerical parameters in the system operators and are of little consequence to the control theory. Here we consider the “single photon” scheme proposed in [92].

Subject to appropriate tuning, the drift Hamiltonian of the system is expressible as

$$\hat{H}_0 = \pi\eta \sum_{j=2}^n \hat{\sigma}_{z,j} + \frac{\pi\mu}{2} \sum_{j=2}^n \hat{\sigma}_{z,1} \hat{\sigma}_{z,j} \quad (102)$$

where $\eta, \mu \in \mathbb{R}$ and where

$$\hat{\sigma}_{z,j} \triangleq \underbrace{\hat{\sigma}_1}_{1} \otimes \cdots \otimes \underbrace{\hat{\sigma}_z}_j \otimes \cdots \otimes \underbrace{\hat{\sigma}_1}_n \quad (103)$$

Here and elsewhere, $\hat{\sigma}_1, \hat{\sigma}_x, \hat{\sigma}_y, \hat{\sigma}_z$ denote $\mathbb{1}_2$ and the Pauli X, Y, and Z matrices scaled to unit Frobenius norm. For convenience, we define a set $\Sigma \subset \mathcal{M}_2(\mathbb{C})$:

$$\Sigma \triangleq \{\hat{\sigma}_1, \hat{\sigma}_x, \hat{\sigma}_y, \hat{\sigma}_z\} \quad (104)$$

The dominant noise in the system is characterized by a single collective dephasing channel:

$$\mathcal{L}_D[\rho] = \Gamma_Z \mathcal{D}[\hat{D}_Z; \rho] \quad (105)$$

where $\Gamma_Z \in \mathbb{R}^+$ and $\hat{D}_Z \triangleq \sum_{j=2}^n \hat{\sigma}_{z,j}$.

To procure a reasonably rich example, we consider an $n = 5$ -qubit system, and set η and μ to unequal nonzero values, chosen to be $\eta = \frac{19}{3}$ and $\mu = \frac{8}{5}$ so that the dynamics have no periodicity to exploit.

Control Resources Control is exerted over the system by manipulating the intensity of lasers targeted at the component ions. Provided all intensities can be independently actuated, admissible controls are drawn from a pool of Heisenberg-type Hamiltonian terms [105] characterized by

$$\mathfrak{h}_H[n] \triangleq \{ \langle \hat{\sigma}_1 \hat{\sigma}_2 \cdots \hat{\sigma}_n \rangle \mid \hat{\sigma}_k \in \Sigma \forall k = 1, \dots, n \} \quad (106)$$

where the notation $\langle \hat{\sigma}_1 \hat{\sigma}_2 \cdots \hat{\sigma}_n \rangle$ is shorthand for the Kronecker product $\hat{\sigma}_1 \otimes \hat{\sigma}_2 \otimes \cdots \otimes \hat{\sigma}_n$.

However, not all terms in $\mathfrak{h}_H[n]$ can be effected. Specifically, the action on the bus qubit is fully determined by the action on the remaining $n - 1$ qubits. To model field constraints such as those in [57, 61, 62, 74, 91–93, 100, 103], it is sufficient to define a map $q \in \text{Map}(\Sigma; \mathbb{Z})$:

$$q(\hat{\sigma}) \triangleq \begin{cases} 1 & \text{if } \hat{\sigma} \in \{\hat{\sigma}_1, \hat{\sigma}_x\} \\ 0 & \text{if } \hat{\sigma} = \hat{\sigma}_y \\ -1 & \text{if } \hat{\sigma} = \hat{\sigma}_z \end{cases} \quad \forall \hat{\sigma} \in \Sigma \quad (107)$$

and impose the condition on the bus qubit (qubit 1):

$$q(\hat{\sigma}_1) = \sum_{j=2}^n q(\hat{\sigma}_j) \pmod{4} \quad (108)$$

Furthermore, we suppose that unwanted parasitic coupling to higher-order bus modes occurs when either $\hat{\sigma}_1 = \hat{\sigma}_1$ or $\hat{\sigma}_1 = \hat{\sigma}_x$, hence we impose the additional condition that $q(\hat{\sigma}_1) \not\equiv 1 \pmod{4}$. In conjunction with Eqs. (106)

and (108), this results in a set of potential Hamiltonian terms:

$$\bar{\mathfrak{H}} = \left\{ \begin{array}{l} \langle \hat{\sigma}_1 \hat{\sigma}_2 \cdots \hat{\sigma}_n \rangle \in \mathfrak{h}_H[n] \\ \text{s.t. } q(\hat{\sigma}_1) \equiv \sum_{j=2}^n q(\hat{\sigma}_j) \equiv \{-1, 0\} \pmod{4} \end{array} \right\} \quad (109)$$

having order

$$|\bar{\mathfrak{H}}| = \frac{1}{8} 4^n + 2^{n/2-1} \cos(\frac{1}{4}\pi n) \quad (110)$$

which in the case of $n = 5$ yields $|\bar{\mathfrak{H}}| = 126$ potential control resources.

The control resource sets considered for testing (i.e., potential values of \mathfrak{H}) are the nonempty subsets of $\bar{\mathfrak{H}}$ having the properties:

1. \mathfrak{H} may not contain more than 10 resources or give rise to more than 4 effective input channels; that is, $n_c \leq 10$ and $n'_c \leq 4$.
2. Let the “ q -signature” $q(\hat{H}_c)$ of a control resource $\hat{H}_c \in \bar{\mathfrak{H}}$ be the list of q values of \hat{H}_c 's $\hat{\sigma}$ operands in positions 2 to n , sorted into ascending order. For example,

$$\begin{aligned} q(\hat{\sigma}_z \hat{\sigma}_x \hat{\sigma}_y \hat{\sigma}_x \hat{\sigma}_x) &= \{0, 1, 1, 1\} \\ q(\hat{\sigma}_y \hat{\sigma}_1 \hat{\sigma}_z \hat{\sigma}_z \hat{\sigma}_x) &= \{-1, -1, 1, 1\} \end{aligned}$$

Then \mathfrak{H} must have the property that any resource acting as $\hat{\sigma}_y$ on the bus qubit must have a q -signature distinct from all other resources acting as $\hat{\sigma}_y$ on the bus qubit. Symbolically,

$$\begin{aligned} (\forall \hat{H}_c \in \mathfrak{H}, \hat{\sigma}_1(\hat{H}_c) = \hat{\sigma}_y) \quad \nexists \hat{H}'_c \in \mathfrak{H} \setminus \{\hat{H}_c\} \\ \text{s.t. } (\hat{\sigma}_1(\hat{H}'_c) = \hat{\sigma}_y) \wedge (q(\hat{H}_c) = q(\hat{H}'_c)) \end{aligned} \quad (111)$$

where $\hat{\sigma}_1(\hat{H}_c)$ denotes the $\hat{\sigma}_1$ operator of \hat{H}_c .

The reasoning behind the inclusion of these rules is provided in [89]. Stated generally, the rules are included to improve the complexity and richness of the example. The number of control resource sets meeting all criteria is approximately 4.9×10^{22} .

C. Controllability Results

A 5-qubit Bloch ball basis [106] is used for the linear ODE model of Eqs. (6) and (7). The order-1,023 drift matrix is computed for an arbitrary dephasing strength of $\Gamma_Z = \frac{19}{3}\pi$. The channel time is chosen to be $T = 3\Gamma_Z^{-1}$. This choice of parameters is performance-related; details are provided in [89].

The algebraic structure of the noise commutant is given as:

$$n_A = 280 \quad (112)$$

$$A \sim \mathcal{M}_2(\mathbb{C}) \oplus \mathcal{M}_2(\mathbb{C}) \oplus \mathcal{M}_8(\mathbb{C}) \oplus \mathcal{M}_8(\mathbb{C}) \oplus \mathcal{M}_{12}(\mathbb{C}) \quad (113)$$

These k -sectors are enumerated 1 to 5 from left to right. By Lemma IV.2, the largest noiseless subsystem code has order $\bar{d}_c = 12$, holding equivalent information to two qubits and a qutrit.

The search for candidate subsystem codes is restricted to k -sector ID $k = 3$, which has order $\bar{d}_3 = 8$. Additionally, we restrict the set of admissible subsystem codes to those where $4 \leq \bar{d}_c \leq 7$. We use the L-OC controllability standard when assessing controllability.

Under its standard search parameters, the GCNS framework yields 34 controllable (C, P, H) triples. Among these, we select a triple where

$$\begin{aligned} H &= \{\hat{H}_{c,k}\}_{k=1}^7 \\ \hat{H}_{c,1} &= \hat{\sigma}_y \hat{\sigma}_x \hat{\sigma}_1 \hat{\sigma}_x \hat{\sigma}_1 & \hat{H}_{c,2} &= \hat{\sigma}_y \hat{\sigma}_x \hat{\sigma}_z \hat{\sigma}_x \hat{\sigma}_z \\ \hat{H}_{c,3} &= \hat{\sigma}_y \hat{\sigma}_z \hat{\sigma}_z \hat{\sigma}_z \hat{\sigma}_z & \hat{H}_{c,4} &= \hat{\sigma}_z \hat{\sigma}_1 \hat{\sigma}_1 \hat{\sigma}_y \hat{\sigma}_x \\ \hat{H}_{c,5} &= \hat{\sigma}_z \hat{\sigma}_1 \hat{\sigma}_y \hat{\sigma}_1 \hat{\sigma}_x & \hat{H}_{c,6} &= \hat{\sigma}_z \hat{\sigma}_z \hat{\sigma}_y \hat{\sigma}_z \hat{\sigma}_x \\ \hat{H}_{c,7} &= \hat{\sigma}_z \hat{\sigma}_z \hat{\sigma}_z \hat{\sigma}_y \hat{\sigma}_x \end{aligned} \quad (114)$$

and where $P = \Pi_3$, which is a drift-invariant subsystem projection with a DIFS

$$\mathbb{K}_P = \{ \vec{u} = N_u \vec{u}' \mid \vec{u}' \in \text{Map}(\mathbb{R}^+; \mathbb{R}^{n'_c}) \} \quad (115)$$

$$N_u = -\frac{1}{4} \begin{bmatrix} \sqrt{2} & 0 & 0 & 0 \\ \sqrt{2} & 0 & 0 & 0 \\ 0 & 4 & 0 & 0 \\ 0 & 0 & \sqrt{2} & 0 \\ 0 & 0 & \sqrt{2} & 0 \\ 0 & 0 & 0 & \sqrt{2} \\ 0 & 0 & 0 & \sqrt{2} \end{bmatrix}$$

having $n_c = 7$ control inputs, $n'_c = 4$ effective degrees of control freedom, and with $n_P = 63$.

We choose this triple specifically because it is the first returned candidate where the most obvious choice of subsystem code—letting C occupy the entire k -sector—proves to be neither L-OC nor L-ESC. It can be shown that the Lie algebra \mathfrak{g}_P , which is equivalent to \mathfrak{g}_c in such a case, has dimension 36, hence automatically fails the L-OC test of Cor. V.2, and furthermore fails the L-ESC test of Prop. V.3.

Even so, several order-4 (two-qubit) subsystem codes residing in the k -sector prove to be L-OC. We designate one such subsystem code C_{1368} and present its full tuple in [89]. Among the pertinent parameters, the subsystem code has order $\bar{d}_c = 4$, dimension $d_c = 16$, and multiplicity of 1.

As part of controllability analysis, a basis is computed for the Lie algebra \mathfrak{g}_c^* , comprising 15 order-16 matrices. From this we conclude $\dim \mathfrak{g}_c^* = 15 = d_c - 1$, and by Cor. V.2, C is L-OC. It follows that we can perform any two-qubit operation on the logical state $\sigma \in \mathcal{S}_c$ noiselessly via control through the specified input channels.

It is also worth noting that the pair $(C_{1368}, \Pi_{C_{1368}})$ yields a \mathfrak{g}_c Lie algebra of dimension 2 and therefore is *not* L-OC, implying the system state must circulate in

a domain strictly larger than V_c in order for the system to be controllable. Stated differently, the physical state of the system must circulate beyond the domain where it has a valid correspondence to a logical state in order for the encoded subsystem to be controllable. To the best of our knowledge, this is the first time this kind of strict “subcontrollability” of a noiseless subsystem has been demonstrated in the literature.

D. Simulation Results

As a final validation of the controllability assessment, we synthesize a control input field \vec{u} to generate an arbitrary logical gate \hat{V}_{tgt} in \mathcal{C}_{1368} and quantify the difference between \hat{V}_{tgt} and the logical gate generated by system dynamics subject to \vec{u} , which is ideally ≈ 0 . The procedure for synthesizing control input fields for P -static control schemes is presented in Chap. 6 of [65]. In this paper, we present only an analysis of the error in the generated output. A full and detailed record of the outputs is included in [89].

The target gate U_{tgt} can be any two-qubit unitary gate, and we select the well-known CNOT (a.k.a. controlled-NOT, CX, controlled-X) gate, i.e.,

$$\text{CNOT} \triangleq \begin{bmatrix} 1 & 0 & 0 & 0 \\ 0 & 1 & 0 & 0 \\ 0 & 0 & 0 & 1 \\ 0 & 0 & 1 & 0 \end{bmatrix} \quad (116)$$

for its familiarity.

The objective of control synthesis is to effect any transformation of the physical state such that for any initial logical state $\sigma_0 \in \mathcal{S}_{C_{1368}}$, after evolving under the influence of control for T normalized time units, the physical state is equivalent to the logical state $\sigma_T = \hat{V}_{\text{tgt}} \sigma_0 \hat{V}_{\text{tgt}}^\dagger$, analogous to the physical transformation of (17). We furthermore restrict all input channels to continuous curves bounded by

$$\|\vec{u}_{(k)}\|_\infty \leq 250 \quad \forall k = 1, \dots, 7 \quad (117)$$

to simulate hard limits on actuator magnitude.

In practice, due to limited solver precision and roundoff error, the software returns a set of positive coefficients $\{\epsilon_k\}_k$ and 4×4 matrices $\{\hat{E}_k\}_k$ (called “Kraus form” operators in [107]) having unit operator norm such that

$$\sigma_T = \sum_k \epsilon_k \hat{E}_k^\dagger \sigma_0 \hat{E}_k \quad (118)$$

where $\hat{E}_1^\dagger \cong \hat{V}_{\text{tgt}}$, $\epsilon_1 \cong 1$ and $\epsilon_k \cong 0 \quad \forall k \geq 2$.

The inherent imprecision can be quantified via the operator norm error:

$$\epsilon_{\text{fit}} \triangleq \frac{1}{2} \max_{\sigma_0 \in \mathcal{S}_c} \|\hat{V}_{\text{tgt}} \sigma_0 \hat{V}_{\text{tgt}}^\dagger \sigma_T^\dagger - \mathbb{1}_4\|_2 \quad (119)$$

representing the maximum possible discrepancy between σ_T and its proper (ideal) value, which we find to be $\epsilon_{\text{fit}} = 2.14 \times 10^{-5}$ in this case [108].

Figure 3 provides a more common and visually descriptive representation: a 4×4 table displaying the target value ($\hat{V}_{\text{tgt}}rc$) and error ($e_{(r,c)}$) for the elements of the target operator matrix \hat{V}_{tgt} , where

$$e_{(r,c)} = |\hat{V}_{\text{tgt}}rc - (\hat{E}_1^\dagger)_{(r,c)}| \quad \forall r, c = 1, \dots, 4 \quad (120)$$

The table clearly shows the structure of the CNOT gate as well as the small magnitude of the error. This, along with explicit values for \vec{u} , T , and the \hat{E}_k operators (also provided in [89]), confirms the controllability analysis even to the extent of synthesizing a complete solution for a specific computational objective.

	Col			
Row	1	2	3	4
1	1 6.42E-6	0 5.09E-6	0 8.72E-7	0 1.91E-6
2	0 5.09E-6	1 3.90E-6	0 3.82E-6	0 2.13E-6
3	0 1.91E-6	0 2.13E-6	0 6.38E-6	1 7.14E-6
4	0 8.72E-7	0 3.82E-6	1 1.94E-6	0 6.38E-6

FIG. 3: Values (bold) for all elements of the target \hat{V}_{tgt} operator matrix, and errors ($e_{(r,c)}$) for all elements in the generated \hat{E}_1^\dagger operator matrix

VII. FUTURE WORK

As noted in Section VI, the controllability tests developed in this paper are primarily useful as components of a larger framework for the automated design of noiseless information encoding and control in open quantum systems. In such a framework, a designer provides a model description, e.g., in the form of the Lindbladian operators of (1), as well as operating specifications (e.g., minimum dimension of subsystem code, classes of input signal, etc.). From these data, the framework returns a control solution for the given model and specifications, without need of user supervision or model-specific sub-routines.

The design of such a framework is beyond the scope of this paper. We note, however, that in addition to the controllability tests developed in this paper, three additional components are required to complete the framework:

1. automated, computationally efficient procedures for procuring candidate protective (C, P, H) triples for P -static controllability tests, as well as candidate parameterizations for other classes of noiseless control modalities
2. automated procedures for synthesizing the control input fields (i.e., \vec{u}) needed to effect all required gating operations on the logical state; this

is also called “gate synthesis”, “quantum optimal control”, and the “global nonlinear inverse problem” [30] and is the subject of extensive research [27, 29, 30, 32, 35, 95]

3. procedures for evaluating accessibility [31, 109] (also called “global surjectivity” [ibid.], “reachability” [110, chap. 3], and “attainable sets” [111, §1.6.2]), which is the problem of characterizing the reachable subset of gating operations under time and amplitude constraints; as well as procedures for automated calibration of input field magnitude and duration

Future work will focus on each of these components, as well as the framework *in toto*. Work may also be devoted to improving control performance in the presence of model inaccuracy via quantum feedback control [25], which acts as an additional noise operator in the noise channel L_D of (1) [50, 69, 112]. Although quantum continuous measurement cannot be used for the purpose of manipulating the state within the noiseless subspace, it can be used to detect and counteract state drift outside the subspace [44, 49] due to model and control error.

Finally, computationally efficient algorithms for evaluating the test conditions of Cor. V.2 and Prop. V.3 as well as an analysis of the complexity of these algorithms (which is of particular importance to issues of speed and scalability) will be included in future work.

VIII. CONCLUSIONS

In this paper, we have presented two controllability tests for subsystem codes embedded in DFSs, which address the issue of controllability in the case where the physical state of the system is permitted to circulate outside of the set of logically-encoded states. This greater design freedom allows a controller to effect a greater range of noiseless computations using a given set of control resources. The tests are applicable to the set of all open quantum systems subject to the Born-Markov approximation. They are evaluated using straightforward computations on matrix algebras derived from model operators.

The tests are useful as standalone analysis tools when working with control in DFSs or as part of broader automated workflows for generating complete control solutions for any model in the supported class of quantum models. The workflows in turn facilitate greater flexibility and faster iteration in control design.

In developing the tests, we have presented a set of canonical matrix forms, developed a theory of information-preserving control from first principles using these matrix forms, and provided all mathematical proofs and major theorems underlying a class of control scheme called “ P -static control”.

A proof-of-concept for the proposed tests was provided based on a well-studied trapped ion model subject to non-

- [8] D. A. Lidar and T. A. Brun, Quantum error correction (Cambridge University Press, 2013).
- [9] A. M. Brańczyk, P. E. M. F. Mendonça, A. Gilchrist, A. C. Doherty, and S. D. Bartlett, Quantum control of a single qubit, *Physical Review A* **75**, 012329 (2007).
- [10] J. Kerckhoff, H. I. Nurdin, D. S. Pavlichin, and H. Mabuchi, Designing quantum memories with embedded control: Photonic circuits for autonomous quantum error correction, *Physical Review Letters* **105**, 040502 (2010).
- [11] P. Zanardi and M. Rasetti, Noiseless quantum codes, *Physical Review Letters* **79**, 3306 (1997).
- [12] D. A. Lidar, I. L. Chuang, and K. B. Whaley, Decoherence-free subspaces for quantum computation, *Physical Review Letters* **81**, 2594 (1998).
- [13] J. Kempe, D. Bacon, D. A. Lidar, and K. B. Whaley, Theory of decoherence-free fault-tolerant universal quantum computation, *Physical Review A* **63**, 042307 (2001).
- [14] L. Viola, E. Knill, and S. Lloyd, Dynamical generation of noiseless quantum subsystems, *Physical Review Letters* **85**, 3520 (2000).
- [15] D. A. Lidar, Review of decoherence-free subspaces, noiseless subsystems, and dynamical decoupling, in *Quantum Information and Computation for Chemistry* (John Wiley & Sons, Ltd, 2014) Chap. 3, pp. 295–354.
- [16] M.-D. Choi and D. W. Kribs, Method to find quantum noiseless subsystems, *Physical Review Letters* **96**, 050501 (2006).
- [17] K. Khodjasteh and L. Viola, Dynamically error-corrected gates for universal quantum computation, *Physical Review Letters* **102**, 080501 (2009).
- [18] F. Ticozzi and A. Ferrante, Dynamical decoupling in quantum control: A system theoretic approach, *Systems & Control Letters* **77**, 578 (2006).
- [19] M. J. Biercuk, H. Uys, A. P. VanDevender, N. Shiga, W. M. Itano, and J. J. Bollinger, Optimized dynamical decoupling in a model quantum memory, *Nature* **458**, 996 (2009).
- [20] K. Khodjasteh, D. A. Lidar, and L. Viola, Arbitrarily accurate dynamical control in open quantum systems, *Physical Review Letters* **104**, 090501 (2010).
- [21] G. Gordon, G. Kurizki, and A. G. Kofman, Universal dynamical control of local decoherence for multipartite and multilevel systems, *Optics Communications* **264**, 398 (2006).
- [22] E. Kawakami, T. Jullien, P. Scarlino, D. R. Ward, D. E. Savage, M. G. Lagally, V. V. Dobrovitski, M. Friesen, S. N. Coppersmith, M. A. Eriksson, and L. M. K. Vandersypen, Gate fidelity and coherence of an electron spin in an si/sige quantum dot with micromagnet, *Proceedings of the National Academy of Sciences* **113**, 11738 (2016).
- [23] L. Viola, E. Knill, and S. Lloyd, Dynamical decoupling of open quantum systems, *Physical Review Letters* **82**, 2417 (1999).
- [24] G. A. Paz-Silva and L. Viola, General transfer-function approach to noise filtering in open-loop quantum control, *Physical Review Letters* **113**, 250501 (2014).
- [25] J. Zhang, Y.-x. Liu, R.-B. Wu, K. Jacobs, and F. Nori, Quantum feedback: Theory, experiments, and applications, *Physics Reports* **679**, 1 (2017).
- [26] R. L. Kosut, C. Arenz, and H. Rabitz, Quantum control landscape of bipartite systems, *Journal of Physics A: Mathematical and Theoretical* **52**, 165305 (2019).
- [27] R. Wu, A. Pechen, and H. Rabitz, Control landscapes for observable preparation with open quantum systems, in *Proc. 46th IEEE Conference on Decision and Control* (2007) pp. 6365–6369.
- [28] A. Borzi, J. Salomon, and S. Volkwein, Formulation and numerical solution of finite-level quantum optimal control problems, *Journal of Computational and Applied Mathematics* **216**, 170 (2008).
- [29] T.-S. Ho, J. Dominy, and H. Rabitz, Landscape of unitary transformations in controlled quantum dynamics, *Physical Review A* **79**, 013422 (2009).
- [30] J. Dominy and H. Rabitz, Exploring families of quantum controls for generating unitary transformations, *Jour. Phys. A: Math. Theor.* **41**, 305 (2008).
- [31] B. Russell, H. Rabitz, and R.-B. Wu, Control landscapes are almost always trap free: a geometric assessment, *Journal of Physics A: Mathematical and Theoretical* **50**, 205302 (2017).
- [32] M. Hsieh, R. Wu, H. Rabitz, and D. Lidar, Optimal control landscape for the generation of unitary transformations with constrained dynamics, *Physical Review A* **81**, 062352 (2010).
- [33] M. H. Goerz, D. M. Reich, and C. P. Koch, Optimal control theory for a unitary operation under dissipative evolution, *New Journal of Physics* **16**, 055012 (2014).
- [34] S. Meister, J. T. Stockburger, R. Schmidt, and J. Ankerhold, Optimal control theory with arbitrary superpositions of waveforms, *Journal of Physics A: Mathematical and Theoretical* **47**, 495002 (2014).
- [35] C. Joe-Wong, T.-S. Ho, and H. Rabitz, On choosing the form of the objective functional for optimal control of molecules, *Journal of Mathematical Chemistry* **54**, 1 (2016).
- [36] M. Goerz, D. Basilewitsch, F. Gago-Encinas, M. G. Krauss, K. P. Horn, D. M. Reich, and C. Koch, Krotov: A python implementation of krotov’s method for quantum optimal control, *SciPost physics* **7**, 080 (2019).
- [37] H. Ball, M. J. Biercuk, A. R. Carvalho, J. Chen, M. Hush, L. A. De Castro, L. Li, P. J. Liebermann, H. J. Slatyer, C. Edmunds, *et al.*, Software tools for quantum control: Improving quantum computer performance through noise and error suppression, *Quantum Science and Technology* **6**, 044011 (2021).
- [38] A. Koswara and R. Chakrabarti, Robustness of controlled quantum dynamics, *Physical Review A* **90**, 043414 (2014).
- [39] D. Dong, X. Xing, H. Ma, C. Chen, Z. Liu, and H. Rabitz, Learning-based quantum robust control: Algorithm, applications, and experiments, *IEEE Transactions on Cybernetics* **1**, 1 (2019).
- [40] R.-B. Wu, H. Ding, D. Dong, and X. Wang, Learning robust and high-precision quantum controls, *Physical Review A* **99**, 042327 (2019).
- [41] M. Zhang, Z. Xi, and T.-J. Tarn, Robust set stabilization and its instances for open quantum systems, *Chinese Physics Letters* **35**, 090301 (2018).
- [42] G. Turinici, Stochastic learning control of inhomogeneous quantum ensembles, *Physical Review A* **100**, 053403 (2019).
- [43] S. Diehl, A. Micheli, A. Kantian, B. Kraus, H. P. Büchler, and P. Zoller, Quantum states and phases in driven open quantum systems with cold atoms, *Nature Physics* **4**, 878 (2008).
- [44] F. Ticozzi and L. Viola, Quantum markovian subsys-

- tems: Invariance, attractivity, and control, *IEEE Trans. Automatic Control* **59**, 2048 (2008).
- [45] F. Ticozzi, R. Lucchese, P. Cappellaro, and L. Viola, Hamiltonian control of quantum dynamical semigroups: Stabilization and convergence speed, *IEEE Trans. Automatic Control* **57**, 1931 (2012).
- [46] S. Kuang, D. Dong, and I. R. Petersen, Rapid lyapunov control of finite-dimensional quantum systems, *Automatica* **81**, 164 (2017).
- [47] S. Kuang, D. Dong, and I. R. Petersen, Lyapunov control of quantum systems based on energy-level connectivity graphs, *IEEE Transactions on Control Systems Technology* **27**, 2315 (2019).
- [48] M. Chen, S. Kuang, and S. Cong, Rapid lyapunov control for decoherence-free subspaces of markovian open quantum systems, *Journal of the Franklin Institute* **354**, 439 (2017).
- [49] S. G. Schirmer and X. Wang, Stabilizing open quantum systems by markovian reservoir engineering, *Physical Review A* **81**, 062306 (2010).
- [50] J. Zhang, R.-B. Wu, C.-W. Li, and T.-J. Tarn, Protecting coherence and entanglement by quantum feedback control, *IEEE Trans. Automatic Control* **55**, 619 (2010).
- [51] F. Ticozzi, S. G. Schirmer, and X. Wang, Stabilizing quantum states by constructive design of open quantum dynamics, *IEEE Transactions on Automatic Control* **55**, 2901 (2010).
- [52] N. Ganesan and T.-J. Tarn, Control of decoherence in open quantum systems using feedback, in *Proceedings of the 44th IEEE Conference on Decision and Control* (2005) pp. 427–433.
- [53] N. Ganesan and T.-J. Tarn, Decoherence control in open quantum systems via classical feedback, *Physical Review A* **75**, 032323 (2007).
- [54] N. Ganesan and T.-J. Tarn, Achieving decoherence suppression in open quantum systems by utilizing the model of environmental interactions, 2013 American Control Conference, 2562 (2013).
- [55] P. Zanardi and S. Lloyd, Universal control of quantum subspaces and subsystems, *Physical Review A* **69**, 022313 (2004).
- [56] J. Zhang, L. C. Kwek, E. Sjöqvist, D. M. Tong, and P. Zanardi, Quantum computation in noiseless subsystems with fast non-abelian holonomies, *Physical Review A* **89**, 042302 (2014).
- [57] L. A. Wu, P. Zanardi, and D. A. Lidar, Holonomic quantum computation in decoherence-free subspaces, *Physical Review Letters* **95**, 130501 (2005).
- [58] C.-Y. Li, Z.-R. Zhang, S.-H. Sun, M.-S. Jiang, and L.-M. Liang, Logic-qubit controlled-not gate of decoherence-free subspace with nonlinear quantum optics, *J. Opt. Soc. Am. B* **30**, 1872 (2013).
- [59] J. A. Holbrook, D. W. Kribs, R. Laflamme, and D. Poulin, Noiseless subsystems for collective rotation channels in quantum information theory, *Integral Equations and Operator Theory* **51**, 215 (2005).
- [60] E. M. Fortunato, L. Viola, M. A. Pravia, E. Knill, R. Laflamme, T. F. Havel, and D. G. Cory, Exploring noiseless subsystems via nuclear magnetic resonance, *Physical Review A* **67**, 062303 (2003).
- [61] L. Aolita, L. Davidovich, K. Kim, and H. Häffner, Universal quantum computation in decoherence-free subspaces with hot trapped ions, *Physical Review A* **75**, 052337 (2007).
- [62] P. A. Ivanov, U. G. Poschinger, K. Singer, and F. Schmidt-Kaler, Quantum gate in the decoherence-free subspace of trapped-ion qubits, *Europhysics Letters* **92**, 1 (2010).
- [63] T. Monz, K. Kim, A. S. Villar, P. Schindler, M. Chwalla, M. Riebe, C. F. Roos, H. Häffner, W. Hänsel, M. Hennrich, and R. Blatt, Realization of universal ion-trap quantum computation with decoherence-free qubits, *Physical Review Letters* **103**, 200503 (2009).
- [64] E. M. Fortunato, L. Viola, J. Hodges, G. Teklemariam, and D. G. Cory, Implementation of universal control on a decoherence-free qubit, *New Journal of Physics* **4**, 5 (2002).
- [65] E. B. Kopp, A framework for automated, unsupervised control synthesis in noiseless subspaces of open quantum systems (2023).
- [66] A. Klappenecker and P. K. Sarvepalli, [On subsystem codes beating the quantum hamming or singleton bound](#) (2007).
- [67] F. Albertini and D. D’Alessandro, Notions of controllability for bilinear multilevel quantum systems, *IEEE Trans. Automatic Control* **48**, 1399 (2003).
- [68] D. D’Alessandro, *Introduction to Quantum Control and Dynamics* (Chapman & Hall/CRC, 6000 Broken Sound Parkway NW, Suite 300, 2008).
- [69] J. Zhang, C.-W. Li, R.-B. Wu, T.-J. Tarn, and X.-S. Liu, Maximal suppression of decoherence in markovian quantum systems, *J. Phys. A: Math. Gen.* **38**, 6587 (2005).
- [70] J. Zhang, Y.-x. Liu, R.-B. Wu, C.-W. Li, and T.-J. Tarn, Transition from weak to strong measurements by nonlinear quantum feedback control, *Physical Review A* **82**, 022101 (2010).
- [71] H.-P. Breuer, F. Petruccione, *et al.*, *The theory of open quantum systems* (Oxford University Press on Demand, 2002).
- [72] G. Lindblad, On the generators of quantum dynamical semigroups, *Communications in Mathematical Physics* **48**, 119 (1976).
- [73] G. Turinici, Beyond bilinear controllability: Applications to quantum control, *International Series of Numerical Mathematics* **155**, 293 (2007).
- [74] D. Burgarth, K. Maruyama, M. Murphy, S. Montangero, T. Calarco, F. Nori, and M. B. Plenio, Scalable quantum computation via local control of only two qubits, *Physical Review A* **81**, 040303(R) (2010).
- [75] N. Khaneja, S. J. Glaser, and R. Brockett, Subriemannian geometry and time optimal control of three spin systems: Quantum gates and coherence transfer, *Physical Review A* **65**, 032301 (2002).
- [76] R. Alicki and K. Lendi, *Quantum Dynamical Semigroups and Applications* (Springer-Verlag, Berlin, 1987).
- [77] R. A. Bertlmann and P. Kramer, Bloch vectors for qudits, *Journal of Physics A: Mathematical and Theoretical* **41**, 235303 (2008).
- [78] K. Lendi, Evolution matrix in a coherence vector formulation for quantum markovian master equations of n-level systems, *Journal of Physics A: Mathematical and General* **20**, 15 (1987).
- [79] Note here that $\hat{F}_k = \hat{F}_k^\dagger$.
- [80] C. W. Helstrom, Detection theory and quantum mechanics, *Information and Control* **10**, 254 (1967).
- [81] According to the definition of section II C.
- [82] J. A. Holbrook, D. W. Kribs, and R. Laflamme, Noise-

- less subsystems and the structure of the commutant in quantum error correction, *Quantum Information Processing* **2**, 381 (2003).
- [83] R. Blume-Kohout, H. K. Ng, D. Poulin, and L. Viola, Characterizing the structure of preserved information in quantum processes, *Phys. Rev. Lett.* **100**, 030501 (2008).
- [84] Data U_c and c_e are included in (13) for consistency with [65], but are not referenced in this paper.
- [85] Throughout this paper we refer to “ G endomorphisms”, which is a slight abuse of terminology since G is an operator-valued function $G \in \text{Map}(\mathbb{R}^{0,+}; \mathcal{M}_d(\mathbb{R}))$ whose *value* $G(t)$ is an endomorphism. Even so, we omit the implicit parameter (t) for brevity. When referring to the elements of, e.g., $G[\mathcal{K}_t]$, no parameter is required and the term “ G endomorphism” is accurate.
- [86] E. B. Kopp and R. Kwong, A framework for the generalized controllability of quantum noiseless circuits in ion-trap technology, <http://individual.utoronto.ca/EBK/gcns-p1/gcns-p1-ext-prob-2020>, *arXiv preprint arXiv:2005.01116* (2020).
- [87] A. A. Stoorvogel and M. Hautus, *Control Theory for Linear Systems* (Eindhoven University of Technology, 2002) pp. 78–82.
- [88] M. Zhang, H. Y. Dai, Z. Xi, H. W. Xie, and D. Hu, Combating dephasing decoherence by periodically performing tracking control and projective measurement, *Physical Review A* **76**, 042335 (2007).
- [89] E. B. Kopp and R. Kwong, A framework for the generalized controllability of quantum noiseless circuits in ion-trap technology, <http://individual.utoronto.ca/EBK/gcns-p1/gcns-p1-ext-prob-2020>, *arXiv preprint arXiv:2005.01116* (2020).
- [90] J. I. Cirac and P. Zoller, Quantum computations with cold trapped ions, *Physical Review Letters* **74**, 4091 (1995).
- [91] J. J. García Ripoll, P. Zoller, and J. I. Cirac, Coherent control of trapped ions using off-resonant lasers, *Physical Review A* **71**, 062309 (2005).
- [92] D. F. V. James, Quantum dynamics of cold trapped ions, with application to quantum computation, *Journal of Applied Physics B*, 181 (1997).
- [93] J. G. Bohnet, B. C. Sawyer, J. W. Britton, M. L. Wall, A. M. Rey, M. Foss-Feig, and J. J. Bollinger, Quantum spin dynamics and entanglement generation with hundreds of trapped ions, *Science* **352**, 1297 (2016).
- [94] K. Wright, K. M. Beck, S. Debnath, *et al.*, Benchmarking an 11-qubit quantum computer, *Nature Communications* **10**, 5464 (2019).
- [95] D. Hocker, Y. Zheng, R. Kosut, T. Brun, and H. Rabitz, Survey of control performance in quantum information processing, *Quantum Information Processing* **15**, 4361 (2016).
- [96] D. Porras, J. I. Cirac, S. Kilina, S. Tretiak, and E. Einarsson, Quantum manipulation of trapped ions in two dimensional coulomb crystals, *Physical Review Letters* **96**, 250501 (2006).
- [97] X. L. Deng, D. Porras, and J. I. Cirac, Quantum phases of interacting phonons in ion traps, *Physical Review A* **77**, 033403 (2008).
- [98] T. P. Harty, D. T. C. Alcock, C. J. Ballance, L. Guidoni, H. A. Janacek, N. M. Linke, D. N. Stacey, and D. M. Lucas, High-fidelity preparation, gates, memory, and readout of a trapped-ion quantum bit, *Physical Review Letters* **113**, 220501 (2014).
- [99] C. J. Ballance, T. P. Harty, N. M. Linke, M. A. Sepiol, and D. M. Lucas, High-fidelity quantum logic gates using trapped-ion hyperfine qubits, *Physical Review Letters* **117**, 060504 (2016).
- [100] J. Zhang, G. Pagano, P. W. Hess, A. Kyprianidis, P. Becker, H. Kaplan, A. V. Gorshkov, Z. X. Gong, and C. Monroe, Observation of a many-body dynamical phase transition with a 53-qubit quantum simulator, *Nature* **551**, 601 (2017).
- [101] N. Mohammadzadeh, Physical design of quantum circuits in ion-trap technology, *arXiv preprint arXiv:1605.01116* (2016).
- [102] P. Bushev, D. Rotter, A. Wilson, F. Dubin, C. Becher, J. Eschner, R. Blatt, V. Steixner, P. Rabl, and P. Zoller, Feedback cooling of a single trapped ion, *Physical Review Letters* **96**, 043003 (2006).
- [103] Y. Shapira, R. Shaniv, T. Manovitz, N. Akerman, L. Peleg, L. Gazit, R. Ozeri, and A. Stern, Theory of robust multiqubit nonadiabatic gates for trapped ions, *Physical Review A* **101**, 032330 (2020).
- [104] K. A. Landsman, C. Figgatt, T. Schuster, N. M. Linke, B. Yoshida, N. Yoneda, and C. Monroe, Verified quantum information scrambling, *Nature* **567**, 61 (2019).
- [105] I. Bose and U. Bhaumik, Heisenberg hamiltonian with a dzyaloshinski-moriya interaction, *Journal of Physics: Condensed Matter* **6**, 106 (1994).
- [106] G. Kimura, The bloch vector for n-level systems, *Physics Letters A* **314**, 339 (2003).
- [107] K. Kraus, A. Böhm, J. D. Dollard, and W. H. Wootters, States, effects, and operations: fundamental notions of quantum theory. lectures in mathematical physics at the university of texas at austin, *Lecture Notes in Physics* **190** (1983).
- [108] Note that error is quantified in a more sophisticated way in [89] and the figure $\epsilon_{\text{fit}} = 2.14 \times 10^{-5}$ does not appear *per se*. However, for comparison purposes, $\min\{\epsilon_{\text{fit,g}}, \epsilon_{\text{fit,c}}\} \leq \epsilon_{\text{fit}} \leq \epsilon_{\text{fit,g}} + \epsilon_{\text{fit,c}}$.
- [109] B. Russell, R. Wu, and H. Rabitz, Reply to comment on ‘control landscapes are almost always trap free: a geometric assessment’, *Journal of Physics A: Mathematical and Theoretical* **51**, 508002 (2018).
- [110] V. Jurdjevic, *Geometric Control Theory* (Cambridge University Press, Cambridge, UK, 2008).
- [111] D. L. Elliott, *Bilinear Control Systems* (Springer, New York, NY, 2009).
- [112] H. S. Goan and G. J. Milburn, Dynamics of a mesoscopic charge quantum bit under continuous quantum measurement, *Physical Review B* **64**, 235307 (2001).