

Parallel Logical Measurements via Quantum Code Surgery

Alexander Cowtan¹, Zhiyang He², Dominic J. Williamson³, and Theodore J. Yoder⁴

¹Department of Computer Science, University of Oxford, Oxford OX1 3QD, UK

²Department of Mathematics, Massachusetts Institute of Technology, Cambridge, MA, USA

³IBM Quantum, IBM Almaden Research Center, San Jose, CA 95120, USA

⁴IBM Quantum, IBM T.J. Watson Research Center, Yorktown Heights, NY 10598, USA

Quantum code surgery is a flexible and low overhead technique for performing logical measurements on quantum error-correcting codes, which generalises lattice surgery. In this work, we present a code surgery scheme, applicable to any Calderbank-Shor-Steane quantum low-density parity check (LDPC) code, that fault-tolerantly measures many logical Pauli operators in parallel. For a collection of logically disjoint Pauli product measurements supported on t logical qubits, our scheme uses $\mathcal{O}(t\omega(\log t + \log^3 \omega))$ ancilla qubits, where $\omega \geq d$ is the maximum weight of the single logical Pauli representatives involved in the measurements, and d is the code distance. This is all done in time $\mathcal{O}(d)$ independent of t . Our proposed scheme preserves both the LDPC property and the fault-distance of the original code, without requiring ancillary logical codeblocks which may be costly to prepare. This addresses a shortcoming of several recently introduced surgery schemes which can only be applied to measure a limited number of logical operators in parallel if they overlap on data qubits.

1 Introduction

Topological codes, specifically surface codes, have long been the leading candidates for the practical implementation of large scale fault-tolerant quantum computation. Recently experiments have demonstrated sub-threshold scaling of surface codes [1, 2] and logical operations on 2D color codes [3–5]. Despite their many desirable properties, topological codes in flat space have a notable limitation: their low encoding rate leads to a significant space overhead in achieving fault-tolerance. This limitation motivates the study of quantum Low-Density Parity Check (LDPC) codes (see Ref. [6] for a recent review), which have higher rate and therefore serve as candidates for low-overhead fault-tolerant quantum memories [7, 8].

For topological codes, particularly surface codes [9], methods for logical computation are well-studied [10–12]. Quantum LDPC codes, however, require new techniques to perform logical computation. Several methods have been proposed, such as constructing codes with native transversal gates [13–17], homomorphic logical measurements [18, 19], and generalised surgery [20]. Transversal gates can in principle be performed in constant

Alexander Cowtan: akcowtan@gmail.com

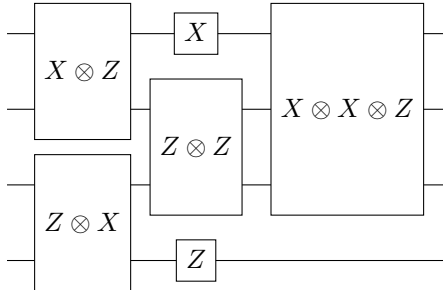


Figure 1: An example logical circuit with three timesteps of Pauli product measurements. Each timestep contains logically disjoint Pauli products, which are measured in parallel.

time [21, 22] and with no additional overhead on the quantum code given a sufficiently powerful decoder, but cannot be universal by the Eastin-Knill theorem [23], and also require a quantum code to have particular structure.¹ Homomorphic measurements and generalised code surgery (also known as LDPC code surgery or simply code surgery) are both techniques that perform logical Pauli measurements on logical qubits, which makes them well-suited to Pauli-based computation [25] where Pauli measurements and magic states together enable universal quantum computation.² Nonetheless, homomorphic logical measurements are, thus far, restricted to topological codes and homological product codes. By contrast, generalised code surgery is applicable to any LDPC code.³

To perform code surgery we initialise an ancilla system, consisting of new qubits and stabiliser generators, to deform the quantum code in such a way that chosen logical operators are decomposed into stabilisers, a procedure that can be viewed as gauge-fixing or weight reduction [20, 27–32]. This performs a logical measurement on the decomposed operators, which can be made fault-tolerant by measuring all new stabiliser generators for a sufficient number of rounds (typically taken to be the code distance d) to prevent timelike errors. After obtaining the logical measurement outcome, we then measure out the ancillary qubits and return to the original code.

In this work, we present a code surgery scheme that performs parallel measurements of logical Pauli operators, applicable to any Calderbank-Shor-Steane (CSS) quantum LDPC codes. For a collection of logically disjoint Pauli product measurements (see definition 1.2 and figure 1) supported on t logical qubits, our scheme uses $\mathcal{O}(t\omega(\log t + \log^3 \omega))$ ancilla qubits, where $\omega \geq d$ is the maximum weight of the single logical Pauli representatives involved in the measurements.

This provides access to a wide array of parallel logical operations which can be complemented by transversal magic gates or magic state preparation to achieve universal fault-tolerant quantum computation.

1.1 Related literature

In this work we build upon substantial recent improvements to quantum LDPC code surgery, which we non-exhaustively review here, eliding many subtleties. Quantum LDPC

¹See also the introduction of Ref. [24] for a discussion on transversal and addressable gates.

²In Ref. [26], for instance, a circuit made of Clifford and T gates is compiled into Pauli measurements with ancillary T magic states, rendering the application of logical Clifford gates unnecessary, in principle.

³Another subtle difference between generalised code surgery and homomorphic measurement is that surgery has more flexible control over which set of logical qubits one wishes to address, while homomorphic measurements is, prior to this work, more parallel than surgery.

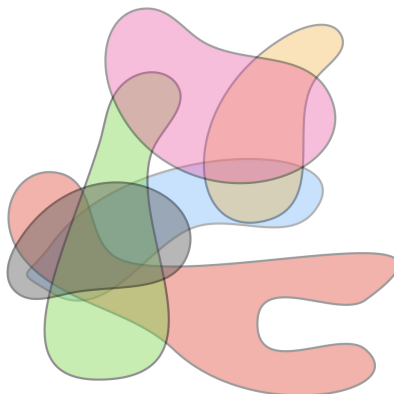


Figure 2: Schematic depiction of logical operator representatives with overlapping supports.

code surgery was first investigated by Cohen et al. [20] using Tanner graphs, with a space overhead of $\mathcal{O}(\omega d) \geq \mathcal{O}(d^2)$ per logical qubit to be measured, given logical operator representatives with weight ω . This space overhead was required to guarantee fault-tolerance. We call this the CKBB scheme from now on. Cowtan & Burton [33] took a different approach, using homology, yielding a similar construction where fault-tolerance is not guaranteed but the overhead is reduced. This was found to be sufficient to preserve the distance in small practical cases [34]. Shortly after Ref. [34], the independent work of Cross et al. [35] showed that if the measured logical operators have suitable expansion properties, then the overhead of CKBB scheme can be qualitatively reduced without a guarantee that the deformed code is LDPC. Later, Ide et al. [32] and Williamson & Yoder [31] independently proposed that one can directly construct an ancilla system with sufficient expansion (instead of relying on the existing expansion properties of the operators) to measure an arbitrary Pauli logical operator with space overhead $\mathcal{O}(\omega \log^3 \omega)$, where the $\log^3 \omega$ factor comes from graph decongestion [36] and the deformed code remains LDPC.

Remark 1.1. *More precisely, the decongestion overhead was not discussed in Ref. [32], beyond stating that it is polylogarithmic, as they found that in practice it was not required for the codes of interest. In Ref. [31] it was erroneously claimed that the decongestion overhead was $\mathcal{O}(\log^2 \omega)$. A correction to $\mathcal{O}(\log^3 \omega)$ will appear in an updated version.*

Performing Pauli product measurements of disjoint logical operators was further improved by using adapters to connect their ancilla systems in Swaroop et al. [37], building on earlier ideas of bridging from Ref. [35] and applying the gauging measurement directly to disjoint logical operators in Ref. [31]. In summary, current methods require $\mathcal{O}(r\omega \log^3 \omega)$ ancillary qubits to measure the product of r logical Pauli operators that are disjoint on the physical data qubits.

Unfortunately, while there have been vast improvements to the original $\mathcal{O}(d\omega)$ overhead of the CKBB scheme, parallelisation has presented a persistent obstacle. This is because, generically, the logical operators to be measured in a high-rate LDPC code overlap substantially on data qubits as in figure 2, with the overlap growing with the rate and distance of the code. Consequently, deforming a code without drastically increasing stabiliser weights or stabiliser overlap, and thereby forgoing the LDPC property, is challenging.

To address the parallelisation challenge, Zhang & Li [38] proposed techniques called brute-forcing branching and devised sticking, such that logical operators of the same type,

say \bar{Z} Pauli product measurements, can be measured in parallel using a single ancilla system. At a high level, brute-force branching uses *branching stickers* to create new, disjoint representatives of logical operators on ancilla qubits, which are then measured using the CKBB scheme. Devised sticking, on the other hand, measures all logical operators in a region of the code at once using the CKBB scheme, but requires additional checks and qubits to avoid measuring unwanted logical operators.

Zhang & Li's techniques have two main drawbacks: (a) they use the CKBB scheme for measurement, which leads to a worst-case space overhead at least quadratic in d , and (b) their scheme cannot measure operators containing Y terms in parallel without using ancillary logical $|Y\rangle$ states, as proposed by Ref. [39, Fig. 10] in the context of twist-free lattice surgery. To prepare these logical $|Y\rangle$ states, Zhang & Li required that the LDPC code used must support a transversal logical S gate which is a non-trivial assumption. Distillation, as an alternative, would be much more costly.

1.2 Contributions

Our surgery scheme features two important improvements. First of all, we use the gauging measurement scheme of Ref. [31] instead of the CKBB scheme, which leads to a significantly lower space overhead and more rigorous guarantees on fault-tolerance. Secondly, and more interestingly, we consider the problem of measuring a logically disjoint collection of Pauli product operators, defined as follows.

Definition 1.2. *For a quantum CSS code, suppose we fixed a basis of X -type and Z -type logical operators $\bar{X}_1, \dots, \bar{X}_k$ and $\bar{Z}_1, \dots, \bar{Z}_k$ for the k logical qubits. A logical Pauli product operator P is simply a product of these single logical qubit operators, up to multiplication by stabilisers. The logical support of P is the set of logical qubits on which P acts non-trivially on. A collection of logical Pauli product operators P_1, \dots, P_ℓ is logically disjoint if their logical supports are disjoint.*

In particular, our scheme can measure mixed type operators that contain logical Y terms in parallel without using ancilla $|Y\rangle$ states or codeblocks. This is a stronger result than the scheme for measuring operators of the same type (X or Z) introduced in Ref. [38].

We combine several elements from the recent literature to obtain our results. First, we use a combination of cleaning [40] and brute-force branching [38] to obtain copies of the logicals to be measured. Then we construct ancillary expander graphs for each measurement, following Refs. [31, 32], and use the adapters from Ref. [37] to connect the ancillary systems to generate product measurements.

At a high level, the overall space overhead of our scheme comes from the fact that brute-force branching t logicals, with weight up to ω each, costs $\mathcal{O}(t\omega \log t)$, and then measurement requires a further $\mathcal{O}(t\omega \log^3 \omega)$.

There are two ways to extend our scheme to measure more general collections of Pauli operators.

1. While we state our result in terms of logically disjoint products, the same procedure applies to non-disjoint Pauli products that have the same or identity action on every logical operator. For example, we can measure $\bar{X}_1 \bar{Z}_2 \bar{I}_3$ simultaneously with $\bar{I}_1 \bar{Z}_2 \bar{X}_3$, but not $\bar{X}_1 \bar{Z}_2 \bar{I}_3$ with $\bar{Z}_1 \bar{X}_2 \bar{I}_3$. In this slightly more general case the asymptotic space overhead of $\mathcal{O}(T\omega(\log T + \log^3 \omega))$ is the same except T is now the total number of non-identity logical Pauli terms in the Pauli products (e.g. $T = 4$ for the above example, the sum of the logical weights of $\bar{X}_1 \bar{Z}_2 \bar{I}_3$ and $\bar{I}_1 \bar{Z}_2 \bar{X}_3$).

2. In section 3.5, we extend our scheme to measure arbitrary commuting subgroups of logical Pauli operators, using techniques of twist-free surgery from Refs. [39] and [38]. These techniques require ancilla logical states which can be encoded in the same code block or additional code blocks. The ability of our scheme to directly measure logical Y terms in parallel significantly reduces the overhead in preparation of such logical ancillary states as compared to Ref. [38].

Remark 1.3 (Weights of logical representatives). *All existing methods of LDPC code surgery deform the local code around logical representatives, hence the cost in terms of additional qubits and checks is reliant on the choice of representatives and their weights.*

While there are codes for which such Pauli representatives can always be chosen to have weight d , or weights bounded by $\mathcal{O}(d)$ as the blocklength increases, this is not true in general. 3D toric codes, for example, have \bar{X} logical operators which are asymptotically larger than d [41].

As a consequence, to be fully general our costs must be computed in terms of ω , the largest logical representative weight of the Paulis to be measured, rather than d . Furthermore, our surgery scheme requires the logical operator representatives $\bar{X}_1, \dots, \bar{X}_k$ and $\bar{Z}_1, \dots, \bar{Z}_k$ to satisfy a set of conditions regarding their supports. While we show that such a basis always exists in any CSS code (Lemma 3.4), these representatives could have weights that are asymptotically far larger than d , bounded by $\mathcal{O}(n)$ in general. This is unsurprising, as we require no additional structure of the CSS LDPC code which we are performing code surgery on, and good CSS quantum LDPC codes are known to exist [42], hence the logical representative weights to be measured cannot be bounded in general by anything less than $\mathcal{O}(n)$.

1.3 The setting

First, we assume that we can modify the qubit connectivity in-between rounds of logical measurements, so we can initialise new ancilla systems with wildly different connectivity for each round of logical measurements without concern. This is different from the setting in parts of Ref. [35], which constructs a single ancilla system with fixed connectivity for the $[[144, 12, 12]]$ gross code [7] that can be toggled to measure different serialised Pauli products.

Second, we focus on the asymptotic regime, rather than considering finite-size codes with specific (pseudo-)thresholds. For finite-size codes, we expect that our procedure can be substantially optimised to reduce the overhead far below what the asymptotic upper bound indicates, following Refs. [34, 35]. For example, it has been found that a variety of near-term codes do not require decongestion of the expander graphs used for measurement [31, 32]. We leave such numerical optimisation to future work.

2 Preliminaries

2.1 Stabiliser codes and Tanner graphs

Here we introduce some basic definitions and lemmas, which are used later.

Definition 2.1. *Let \mathcal{P}^n be the Pauli group over n qubits. A qubit stabiliser code Q is specified by an Abelian subgroup $\mathcal{S} \subset \mathcal{P}^n$ such that the codespace \mathcal{H} is the mutual $+1$ eigenspace of \mathcal{S} , i.e.*

$$U|\psi\rangle = |\psi\rangle \quad \forall U \in \mathcal{S}, |\psi\rangle \in \mathcal{H}.$$

We say \mathcal{S} is the stabiliser group for Q .

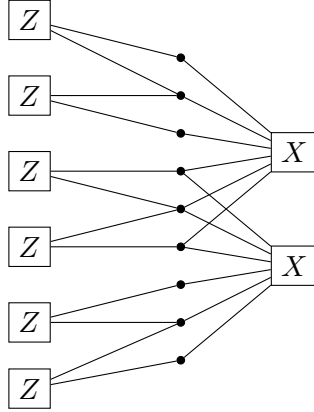


Figure 3: A Tanner graph for the $[[9, 1, 3]]$ Shor code.

A qubit stabiliser code Q can be specified by a stabiliser check matrix

$$H = [H_X | H_Z] \in \mathbb{F}_2^{r \times 2n}, \text{ such that } H \begin{pmatrix} 1 & 0 \\ 0 & 1 \end{pmatrix} H^\top = 0,$$

where a row $[u|v]$ corresponds to a generator of the stabiliser group, and therefore check on Q , $i^{u \cdot v} X(u)Z(v)$, for $u, v \in \mathbb{F}_2^n$.

Definition 2.2. A qubit CSS code Q is a qubit stabiliser code where the generators of \mathcal{S} can be split into two sets \mathcal{S}_X and \mathcal{S}_Z . \mathcal{S}_X contains Pauli products with terms drawn from $\{X, I\}$ and \mathcal{S}_Z terms drawn from $\{Z, I\}$.

Thus there is a stabiliser check matrix H for Q such that

$$H = \begin{pmatrix} H_X & 0 \\ 0 & H_Z \end{pmatrix}, \quad H_X H_Z^\top = 0.$$

We commonly conflate a Pauli $Z(v)$ operator with its vector v in \mathbb{F}_2^n , and the same for a Pauli $X(u)$ operator.

Definition 2.3. A CSS low-density parity check (LDPC) code family is an infinite family of CSS codes such that the column and row weights of H_X and H_Z are bounded above by some constant σ .

Logical operators in a stabiliser code are Pauli products that commute with all the checks of the code. As the stabiliser group is Abelian, all stabilisers are equivalent to the trivial logical operator. The code distance d of Q is the minimum Pauli weight of all the nontrivial logical operator representatives.

We can use Tanner graphs to describe stabiliser codes, see Figure 3.

Definition 2.4. A Tanner graph is a bipartite graph with a vertex for each qubit and each check. A qubit is connected to each check in which it participates with an edge labeled $[1|0]$, $[0|1]$, or $[1|1]$ depending on whether the check acts on the qubit as X , Z , or Y .

In our convention, data qubits are black circles and checks are boxes. If a check only measures Z or X terms then we omit the edge label, and instead label the box with a Z

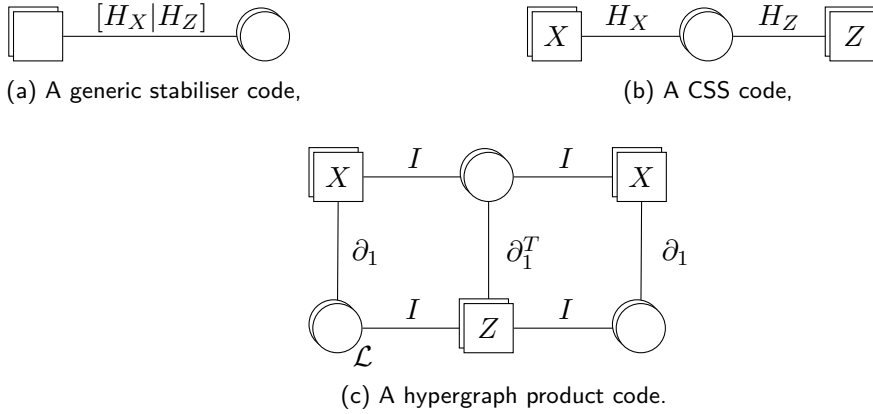


Figure 4: Examples of scalable Tanner graphs.

or X . Therefore for a CSS code we have no edge labels, and all boxes contain either Z or X labels. In this case, the condition that all stabilisers commute is the same as saying that the number of paths between every Z and X check is even.

Depicting large Tanner graphs directly becomes unwieldy, so we use *scalable* notation⁴ to make them more compact. Qubits are gathered into disjoint named sets $\mathcal{Q}_0, \mathcal{Q}_1, \mathcal{Q}_2, \dots$, and the same for checks $\mathcal{C}_0, \mathcal{C}_1, \mathcal{C}_2, \dots$. An edge between \mathcal{Q}_i and \mathcal{C}_j is then labeled with the stabiliser check matrix of Q restricted to \mathcal{Q}_i and lifted to \mathcal{C}_j , so we have

$$[C_X|C_Z] \in \mathbb{F}_2^{|\mathcal{C}_j| \times 2|\mathcal{Q}_i|}.$$

If that check matrix is all-zeros then omit the edge entirely. If the checks are all of the same type then we omit the all-zeros half of the check matrix; for example if \mathcal{C}_j contains only Z checks then we label the check box Z and the edge

$$[C_Z] \in \mathbb{F}_2^{|\mathcal{C}_j| \times |\mathcal{Q}_i|}.$$

For example, in Figure 4 we show some basic scalable Tanner graphs with qubit sets drawn as circles and check sets drawn as boxes. We have (a) a generic stabiliser code, (b) a CSS code, and (c) the hypergraph product [44] of a classical code C , with bits \mathcal{L} and check matrix ∂_1 , by a punctured code R with blocksize 1 and check matrix $\begin{pmatrix} 1 & 1 \end{pmatrix}^\top$. See Appendix A for a concise summary of hypergraph product codes.

We use Tanner graphs, particularly scalable Tanner graphs, extensively to describe our procedures.

Throughout this work we build on prior literature on quantum LDPC code surgery. We now recount relevant elements that we use.

2.2 Brute-force branching

Brute-force branching is a method for separating logical operators into new, disjoint supports on the leaves of a tree, see figure 5. These new operators are equivalent to the original, but are more convenient for performing logical measurements [38] without forgoing the LDPC property. After logical measurements the branches are removed by measuring them out. Branching does not perform any logical operation on the code.

⁴Terminology borrowed from Ref. [43].

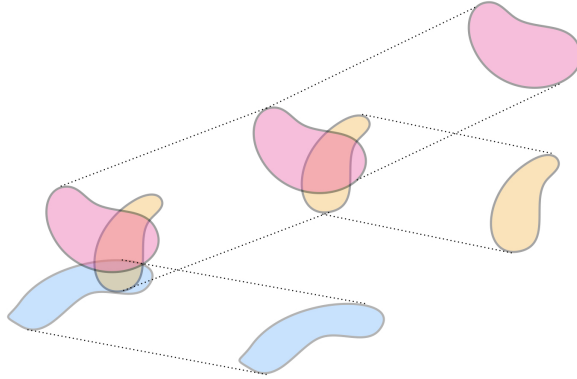


Figure 5: Illustration of brute-force branching logical representatives with overlapping support.

Let Q be a CSS code. Let $\mathcal{I} = \{v_i : i \in 1, 2, \dots, t\}$ be a set of \bar{Z} logicals with support on some data qubits, and let $V = \bigcup_i v_i$ be the union of those supports. Any logical can overlap with any other, and there may be other logicals \mathcal{J} with support wholly in V other than the v_i logicals.

A *brute-force branching* of V is then a tree, which we always take to be a binary tree, of small hypergraph product patches, called branching stickers, connected to V in such a manner as to separate all the logicals v_i into disjoint supports. V is then the root of the tree, and each leaf contains a copy of each v_i .

This can be described by a scalable Tanner graph as shown in Figure 6. Explicitly, let $|\mathcal{I}| = t$. Take $\lceil \frac{t}{2} \rceil$ of the logicals in \mathcal{I} , take the union of their supports on data qubits and incident X -checks and call this u_1 . Do the same for the other $\lfloor \frac{t}{2} \rfloor$ logicals, and call it u_2 . Then append the CKBB scheme hypergraph product with only 2 layers for both u_1 and u_2 , separately.⁵ Repeat this process $\mathcal{O}(\log t)$ times until we have our t logicals on different stickers on the leaves of the tree. Each leaf corresponds to an equivalent copy of a logical $v_i \in \mathcal{I}$. Hence all t logicals have disjoint support, and we have preserved the LDPC property. If the initial logicals had maximum representative weight ω then each level of the tree uses $\mathcal{O}(t\omega)$ qubits and checks, so the number of additional qubits and checks required for branching will be at most $\mathcal{O}(t\omega \log t)$.

Of course, if there are logicals in V which have no overlap with any other v_i logicals, they do not need to be brute-force branched and can be measured directly. If the initial code Q has a basis of logical operators of both \bar{Z} and \bar{X} type which are disjoint where they do not anticommute, as with e.g. disjoint surface code patches, then brute-force branching is unnecessary.

Lemma 2.5. *Brute-force branching creates a new representative on each leaf for each $v_i \in \mathcal{I}$, and introduces no new logical operators.*

Proof. For each $v_i \in \mathcal{I}$, consider the path P down the binary tree from the root to its corresponding leaf. Multiply v_i by the Z checks connected to data qubits in v_i on the first layer, on the branch in the path P . As v_i is a logical operator, this product of Z checks leaves no support in layer 1, and cleans v_i to one of the branches in layer 2. Continue this

⁵Throughout this paper the branching ancillary system has 1-to-1 connections from the first layer of a branch to the appropriate subset of logicals being branched. In Ref. [38] this is left as a variable, so one can choose this connectivity.

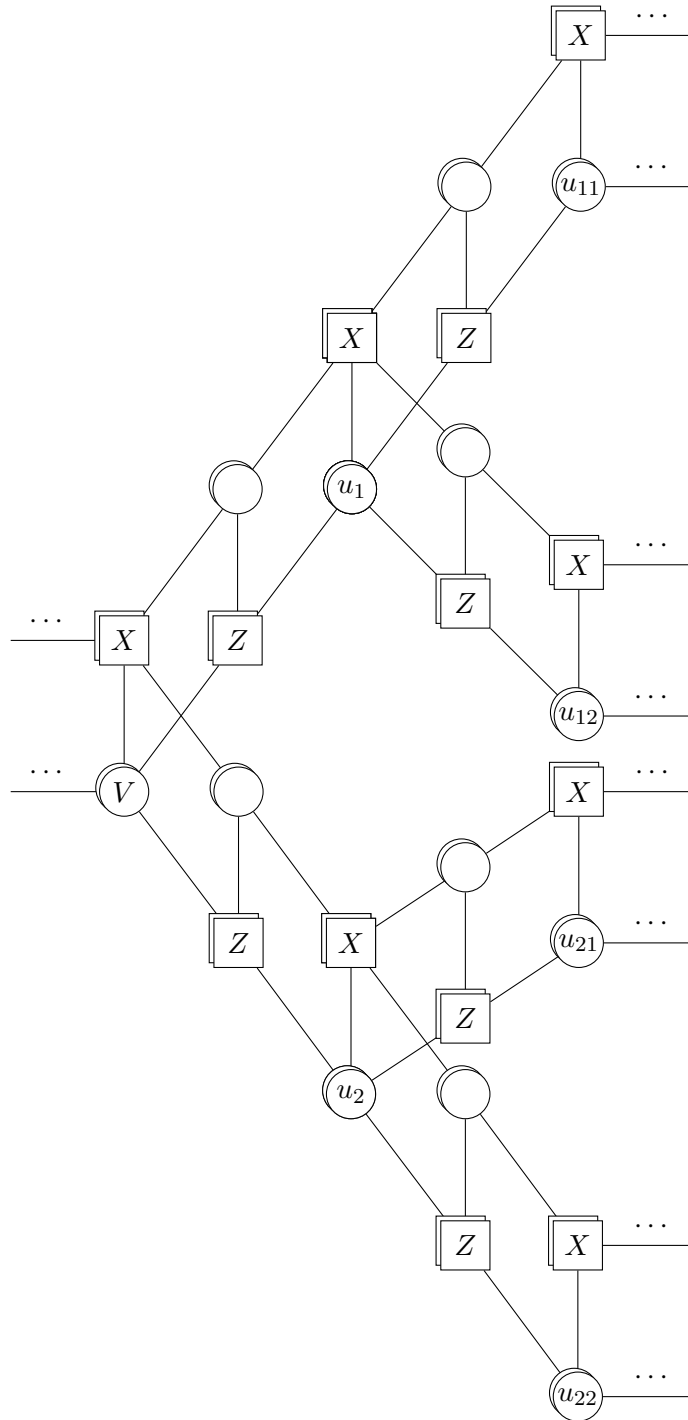


Figure 6: Scalable Tanner graph for brute-force branching. Starting with a union of logicals V , each layer of the binary tree splits a union of logicals in two, until we are left with disjoint logicals on leaves. In this Tanner graph we do not include the checks and data qubits in the rest of the initial code Q , leaving only dangling edges on the l.h.s. to suggest their existence. Similarly, we leave dangling edges on the r.h.s. to suggest the existence of further branching layers.

procedure along P , until all support has been moved to the leaf corresponding to v_i . This logical is then another representative of the same operator as v_i .

When measuring \bar{Z} logicals in the CKBB scheme, operators corresponding to new logical qubits (gauge logicals) appear precisely at every odd layer of the attached Tanner graph, that is Z layers [20]. Let ∂_1 be the local code of \bar{Z} logicals and incident X checks. Then, in the CKBB scheme, the data qubits on odd layers and their incident Z checks form a code ∂_1^\top . As $\ker(\partial_1^\top) \neq 0$ in general, these can form new gauge \bar{X} logicals, and indeed these are the only new logicals that can appear, other than their anticommuting \bar{Z} partner logicals [20].

When performing brute-force branching, all these new gauge logicals are actually stabilisers. For any new gauge logical g in an odd layer l , apply the corresponding X checks in layer $l+1$. This creates no new X support on layer $l+1$, as $g \in \ker(\partial_1^\top)$ by definition, but does create some X support on layer $l+2$. This new X operator must also not violate any Z checks on this layer, as it is a product of a logical and a stabiliser. Continue applying X checks until the last layer, at which point there are no new layers upon which to add X support, and hence the gauge logical was a product of X checks, and so a stabiliser. \square

As a consequence, unlike in the CKBB measurement scheme, we do not have to move to a subsystem code when brute-force branching. This is because the CKBB measurement scheme for a \bar{Z} operator ends with a layer of Z -checks, rather than a layer of X -checks when brute-force branching.

Lemma 2.6. [38, Thm. 2] *Brute-force branching cannot reduce the code distance.*

Proof. Assume we are branching \bar{Z} logicals w.l.o.g. on a starting code Q with distance d . As there are no new logical qubits, to prove that the code distance is preserved we only need to show that multiplying old logicals in the starting code by stabilisers in the new code does not reduce the distance.

For the X distance, observe that all new X checks are on new data qubits, but there are old X checks which have been deformed to have support on the first layer of the branching. Applying these old X checks cannot reduce the weight of an initial \bar{X} operator's support on Q below d , as it only has new support on new qubits. In other words, if we take an operator $\bar{\Lambda}_X$ on Q and apply deformed checks C_D , the restriction of $C_D \bar{\Lambda}_X$ to Q must have weight at least d . The new X checks only have support on new qubits, and so cannot reduce the weight of any operator on Q . Therefore the X distance is at least d .

For the Z distance, we start with an arbitrary operator $\bar{\Lambda}_Z$ on Q . Applying a new Z check in the first layer moves the support of $\bar{\Lambda}_Z$ from support of the check in Q to their matching data qubits in the second layer of that branch, which is an X layer, potentially leaving behind more support in Q and on the first layer. We can repeat this process, but there are always X layers after every Z layer so we always add more support, and so the weight of $\bar{\Lambda}_Z$ cannot be decreased, hence the Z distance is at least d . \square

The reason why the CKBB scheme [20] requires $\mathcal{O}(d)$ layers to preserve the distance, rather than only 2 layers for each branch when brute-force branching, is also because in the CKBB measurement scheme for a \bar{Z} operator, we end with a Z layer rather than an X layer.

To perform brute-force branching of \bar{Z} logicals, we initialise all new qubits in the $|+\rangle$ basis at the same time and then measure all checks. For \bar{X} logicals, the scheme is dualised and we initialise in the $|0\rangle$ basis instead.

Lemma 2.7. *Brute-force branching is a fault-tolerant operation with fault-distance d , assuming we use at least d rounds of stabiliser measurements. Un-branching by measuring*

out ancilla qubits and measuring all stabilisers in the original code is also a fault-tolerant operation, but only requires one round of stabiliser measurements.

Proof. See Appendix B.1. □

Despite brute-force branching originally being defined for X or Z -type operators on a CSS code, it is possible on any stabiliser code under a suitable condition given below. This observation is similar to the approach in Ref. [31] for measurement, but for branching instead.

Lemma 2.8. *Let Q be a stabiliser code. Let $\mathcal{I} = \{\bar{\Lambda}_1, \bar{\Lambda}_2, \dots, \bar{\Lambda}_t\}$ be a set of t logical Pauli representatives such that for each $i, j \in [t]$ and data qubit α in Q either (a) $\bar{\Lambda}_i$ and $\bar{\Lambda}_j$ act on α with the same Pauli operator or (b) at least one of $\bar{\Lambda}_i$ and $\bar{\Lambda}_j$ act with identity on α . Then all t logical representatives can be simultaneously branched onto leaves.*

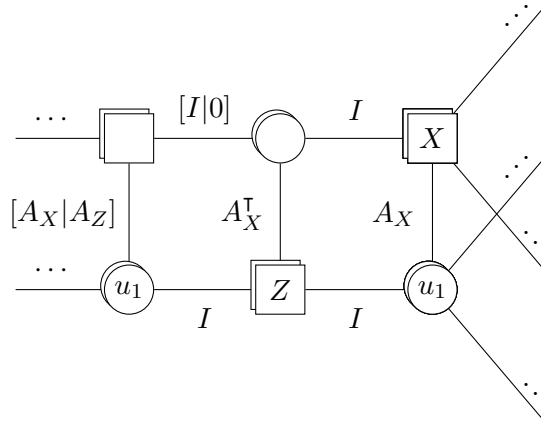
Proof. For each data qubit α in $V = \bigcup_i \bar{\Lambda}_i$, apply a suitable single-qubit Clifford C_α to convert the logical representative into a Z Pauli on that qubit. This permutes the bases of incident checks accordingly. As the logical representatives act with the same Pauli, or the identity, this simultaneously changes the basis of every logical representative in \mathcal{I} on data qubit α to Z or I .

Now, every check on the code which locally anticommutes with the action of any $\bar{\Lambda}_i$ is a Y check or an X check. Considering only the X component of the Y check, construct the branch accordingly as for \bar{Z} logicals in a CSS code. Last, convert each data qubit back to the original basis by applying C_α^\dagger .

As the checks all commute in the Z basis, they must also commute when permuted back to their original basis. Because there exists a product of checks which cleans each logical $\bar{\Lambda}_i$ to a leaf in the Z basis, the same product of checks must clean that logical to a leaf in the original basis. □

The basis changing is a step performed offline to compute the checks and connectivity required for the branches; the local Cliffords are not intended to be physically applied on a quantum computer.

We illustrate the branch for $u_1 \subset V$ once the basis has been changed to the Z basis below.



$[A_X|A_Z]$ is the check matrix of the code Q restricted to those checks with X -support in u_1 . Dangling edges are left on the l.h.s. to indicate connections to the rest of the code, and on the r.h.s. to indicate connections to the rest of the branch. There is a similar, overlapping branch for $u_2 \subset V$. Observe that this u_1 branch is identical to \bar{Z} logical branching in a CSS code, albeit some incident checks to u_1 in the original code have some Z check

component, because they involve measurements in the Y basis. This Z check component on the original code does not affect the commutation relations or multiplication of logical operators through to leaves by Z checks in odd layers.

Because this more general branching is equivalent to branching \bar{Z} logicals up to local Cliffords and an irrelevant A_Z check component on the original code, all previous lemmas from this section apply. Another consequence of this generalised branching is that each logical representative on a leaf will be a product of Z Paulis, regardless of the basis it acted on in the original code – whether it is a \bar{Z} , \bar{X} or \bar{Y} operator.

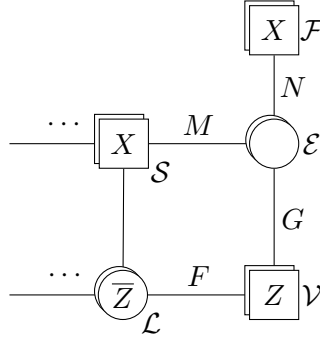
2.3 Gauging logical measurements

Our procedure for fault-tolerant quantum computation also involves gauging logical measurements [31]. Gauging logical measurements can be applied to any stabiliser code. In the case where a code is CSS the gauging logical measurement framework coincides with the homological logical measurement framework of Ref. [32].

Definition 2.9. [31] *Let \mathcal{L} be a \bar{Z} logical operator in a stabiliser code. A measurement of \mathcal{L} in the gauging logical measurement framework uses a set of appended ancillary qubits and checks forming a graph $\mathcal{G}(\mathcal{V}, \mathcal{E}, \mathcal{F})$.*

$\mathcal{G}(\mathcal{V}, \mathcal{E}, \mathcal{F})$ has a set of vertices \mathcal{V} , which are identified with Z checks, in 1-to-1 correspondence with data qubits of \mathcal{L} . Each vertex has support on that data qubit in \mathcal{L} given by the correspondence. \mathcal{G} also has a set of edges \mathcal{E} , which are identified with data qubits, and some of these are included in deformed X checks which are incident to \mathcal{L} . Lastly, \mathcal{G} has a set of faces \mathcal{F} which form a cycle-basis of \mathcal{G} . These faces are for gauge-fixing, are only connected to edges in \mathcal{E} , and do not interact with the original code.

Using a scalable Tanner graph, we have:



To perform the measurement, initialise all new edges in \mathcal{G} in the $|+\rangle$ basis, and measure all stabilisers of the deformed code.

The auxiliary graph \mathcal{G} must satisfy some desiderata to yield a favorable code surgery scheme.

Theorem 2.10. [31, 37] *To ensure the deformed code has exactly one less logical qubit than the original code and measures the target logical operator $\bar{Z} = Z(\mathcal{L})$, it is sufficient that*

0. \mathcal{G} is connected.

To ensure the deformed code is LDPC, it is necessary and sufficient that

1. \mathcal{G} has $\mathcal{O}(1)$ vertex degree.

2. Each stabiliser of the original code has a short perfect matching in \mathcal{G} , and each edge is in $\mathcal{O}(1)$ matchings.
3. There is a cycle basis of \mathcal{G} in which (a) each cycle is length $\mathcal{O}(1)$ and (b) each edge is in $\mathcal{O}(1)$ cycles.

To ensure the deformed code has code distance at least the distance d of the original code, it is sufficient that

4. \mathcal{G} has relative Cheeger constant $\beta_d(\mathcal{G}, f(\mathcal{L})) \geq 1$.

We elide the details of the expansion properties and perfect matchings, as they are not the focus of this work. It is sufficient for our purposes to say that, given any logical operator, these desiderata can always be satisfied, and in fact it is easy to do so.

The space overhead of such a graph for measuring any arbitrary logical operator with weight $\mathcal{O}(\omega)$ is $\mathcal{O}(\omega \log^3 \omega)$. The $\log^3 \omega$ factor comes from decongestion [36], whereby the graph is thickened in order to find a low-weight cycle-basis, a procedure which can be performed efficiently by a randomised algorithm. By thickening, we add “dummy vertices” which are not connected to the original code Q but are required to maintain the LDPC property.

Remark 2.11. *The desiderata above ensure that the deformed code is LDPC when measuring only one target logical operator, or t disjoint logical operators. If there are many representatives to be measured, and they overlap substantially, then Theorem 2.10 is not sufficient to preserve the LDPC property, as data qubits at the overlap are involved in $\mathcal{O}(t)$ incident checks.*

Lemma 2.12. [31, Lem. 7] *If all the desiderata of Theorem 2.10 are satisfied, the gauging measurement procedure given by initialising all new data qubits in suitable bases and measuring all stabilisers for at least d rounds of measurement has fault-distance d .*

2.4 Universal adapters

The last definition we need is that of adapters, whereby ancilla systems for measuring disjoint logical Paulis using the gauging logical measurements formalism can be connected to measure their product.

Definition 2.13. [37] *Consider two disjoint logical operators with accompanying graphs \mathcal{G}_l and \mathcal{G}_r defining gauging logical measurement systems for each individual operator. Then a universal adapter \mathcal{A} is a set of additional vertices, edges and faces connected to \mathcal{G}_l and \mathcal{G}_r . This converts \mathcal{G}_l and \mathcal{G}_r into a larger, adapted graph $\mathcal{G}_l \sim_{\mathcal{A}} \mathcal{G}_r$.*

Theorem 2.14. [37, Thm. 11] *Provided auxiliary graphs to perform gauging measurements of non-overlapping logical operators $\bar{Z}_0, \bar{Z}_1, \dots, \bar{Z}_{t-1}$ that satisfy the graph desiderata of Theorem 2.10, there exists an auxiliary graph to perform gauging measurement of the product $\bar{Z}_0 \otimes \bar{Z}_1 \otimes \dots \otimes \bar{Z}_{t-1}$ satisfying the desiderata of Theorem 2.10.⁶*

This gauging measurement first takes the set of operators $\bar{Z}_0, \bar{Z}_1, \dots, \bar{Z}_{t-1}$ and applies adapters as in Figure 7 between $t - 1$ overlapping pairs of disjoint logicals, for example $\bar{Z}_0 \bar{Z}_1$ then $\bar{Z}_1 \bar{Z}_2$ etc., until all t logicals are connected. In particular, the measurement can be performed while maintaining the LDPC property and fault-distance of the code.

⁶The first version of this theorem required the logical operators to be irreducible but was later generalised to remove this requirement.

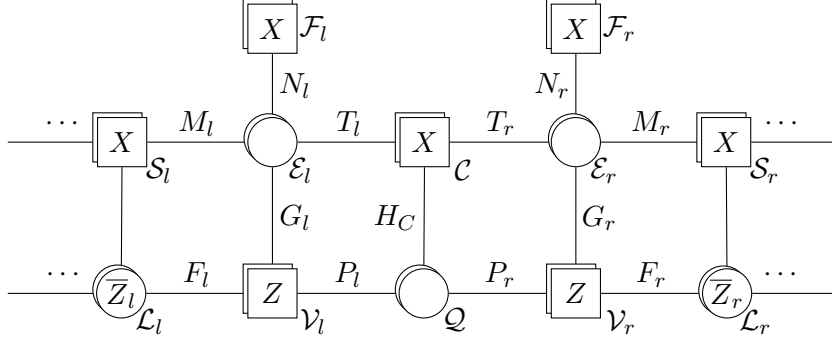


Figure 7: Measuring $\bar{Z}_l \bar{Z}_r$ without measuring either logical operator individually. The adapter edges joining auxiliary graphs G_l and G_r into one larger auxiliary graph are those hosting the qubits Q . The matrices T_l, T_r, P_l, P_r are efficiently determined using the SkipTree algorithm, [37, Thm. 7]. We do not include in this diagram qubits or checks outside the supports of the logicals \bar{Z}_l and \bar{Z}_r , and instead just suggest their existence through dangling edges.

This means that so long as we can separate logical operators to have disjoint support, we can perform Pauli product measurements of those operators freely. Importantly, the adapters add no further asymptotic overhead beyond that of gauging logical measurements, so if we have t Pauli terms in a logical product measurement we can measure products of them with $\mathcal{O}(t\omega \log^3 \omega)$ space overhead.

Remark 2.15. *The gauging measurement can be applied directly to a product of disjoint logical operators, in the worst case this achieves a less efficient scheme than using adapters. For a product of t terms with maximum representative weight ω , direct gauging logical measurements uses $\mathcal{O}(t\omega \log^3 t\omega)$ additional qubits, while employing adapters brings the qubit cost to $\mathcal{O}(t\omega \log^3 \omega)$. Although the adapter scheme can also be viewed as a large gauging measurement, it structures the creation of the gauging measurement graph in such a way to reduce the space overhead.*

Unlike brute-force branching, we do not make use of the finer details of gauging logical measurements or universal adapters, and they can be considered black-box procedures for the purpose of our work.

3 The parallel measurement procedure

In this section we first consider only measuring single logical qubits of the same type (X or Z) in parallel. We then incrementally generalise this result, in Section 3.4 we show how to measure Pauli products in parallel, and in Section 3.5 we show how to measure arbitrary commuting sets of Pauli products.

3.1 Individual logicals of the same type

We first consider the simple case where we have many logical qubits to measure simultaneously in the *same* basis, either Z or X . For example, measuring \bar{Z}_1 and \bar{Z}_2 simultaneously. We call these *Z-type measurements*, and similarly for *X-type measurements*.

The method is essentially just brute-force branching, where unlike in Ref. [38] the measurements are performed using expander graphs [31] rather than hypergraph products [20]. We illustrate this procedure in Figure 8.

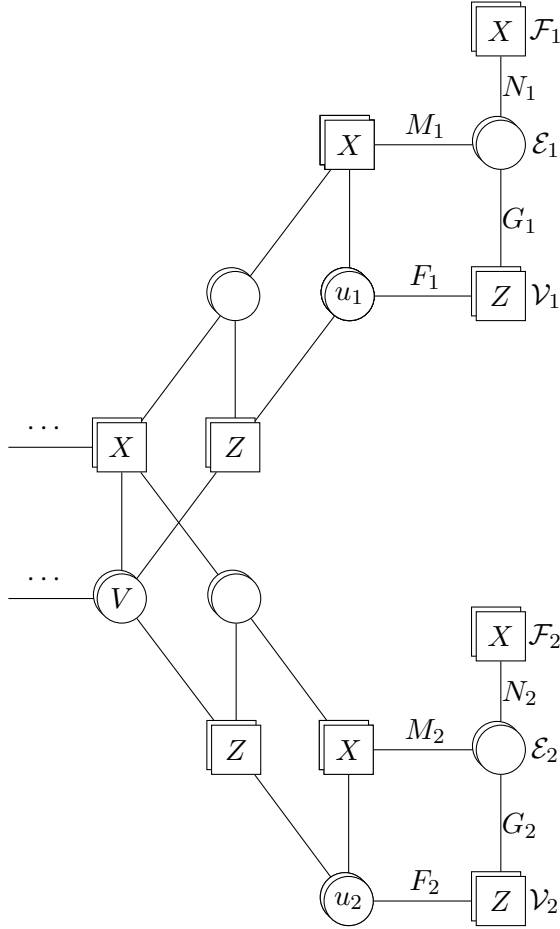


Figure 8: Branching and gauging measurement for two \bar{Z} logicals. Note that for just two logicals, branching is unnecessary and the gauging measurement systems can be appended in-place, but this scalable Tanner graph generalises to an arbitrary number of overlapping \bar{Z} logicals.

Lemma 3.1. *Let Q be a CSS quantum LDPC code. We can simultaneously measure Pauli operators of the same type (Z or X), with representative weight at most ω , individually on t different logical qubits of Q while retaining fault-distance d and the LDPC property, using $\mathcal{O}(t\omega(\log t + \log^3 \omega))$ new data qubits and checks.*

Proof. Perform brute-force branching on the logicals $v_i \in \mathcal{I}$, using the union V of support on data qubits. Next, we use gauging logical measurements, appending expander graphs to the leaves of the brute-force branching tree, measuring each of the individual logicals we desire to measure. Any logicals which we do not wish to measure, but that are contained in V , are not fully branched, so are left without a leaf or appended expander graph.

By a combination of Lemmas 2.7 and 2.12, this procedure is fault-tolerant with fault-distance d , assuming the brute-force branching step and measurement step are each performed for d rounds of stabiliser measurements.

The brute-force branching process requires $\mathcal{O}(t\omega \log t)$ additional qubits, and the gauging logical measurement a further $\mathcal{O}(t\omega \log^3 \omega)$, resulting in a scaling $\mathcal{O}(t\omega(\log t + \log^3 \omega))$. \square

We next consider measuring single logical qubits in parallel, but where the measurement bases are a mixture of X s and Z s. For this we need to branch both \bar{X} and \bar{Z}

operators at the same time.

3.2 Individual logicals of CSS type

Lemma 3.2. *Let Q be a CSS quantum LDPC code. Let the unions of \bar{Z} and \bar{X} logical representatives to be measured have no overlap, i.e. no \bar{Z} representative to be measured intersects with any \bar{X} representative to be measured. We can simultaneously measure Pauli operators with representative weight at most ω of either Z or X type on t different logical qubits individually on Q while retaining fault-distance and the LDPC property, using $\mathcal{O}(t\omega(\log t + \log^3 \omega))$ new data qubits and checks.*

Proof. As each \bar{Z} logical has no intersection with an \bar{X} logical, each union of \bar{Z} and \bar{X} logicals can be branched independently, and their representative copies on leaves measured by gauging logical measurement. Formally, we can apply local Cliffords to each \bar{X} logical to convert it into a product of Z Paulis, and compute the branching of all t logicals as though they are \bar{Z} logicals using Lemma 2.8, then apply local Cliffords to convert back, to acquire a valid branching for the logicals of mixed types. Hence we can apply Lemma 3.1. \square

Unfortunately, representatives of \bar{Z} and \bar{X} operators will generally overlap substantially, even when they commute. When the representatives overlap, the new checks introduced in Z -type and X -type branches do not commute in general, as the \bar{X} logicals are deformed when branching \bar{Z} logicals and vice versa [38, App. F]. Thus Lemma 3.2 requires the representatives to be chosen such that no \bar{Z} representative to be measured overlaps with any \bar{X} representative to be measured. We now show that this is always possible, when the logical operators are on different logical qubits.

We say that a logical operator representative v is *contained* in a set V of data qubits if every data qubit in v is in V .

Lemma 3.3 (Cleaning). *Let V be a set of data qubits. Let $\bar{\Lambda}_X$ be an \bar{X} operator which commutes with every \bar{Z} logical operator contained in V . Then there exists a stabiliser S_X s.t. $S_X \bar{\Lambda}_X$ has no intersection on data qubits with V .*

Proof. Let ∂_1 be the restriction of H_X to the data qubits in V . It is easy to see that the elements of $\ker(\partial_1)$ are exactly the \bar{Z} logical operators and Z stabilisers contained in V . Then $\bar{\Lambda}_X \cap V \in \ker(\partial_1)^\perp$ in order to commute with all the \bar{Z} logical operators and stabilisers in V . The result follows immediately, as $\ker(\partial_1)^\perp$ is the row space of ∂_1 , and so there is some stabiliser S_X , composed of rows in H_X , which can be applied to $\bar{\Lambda}_X$ to clean its support from V . \square

Lemma 3.4. *Every CSS code Q has a basis of \bar{Z} logical operators with representatives v_1, v_2, \dots, v_k such that for any subset $\mathcal{I} \subset [k]$, the union $V = \bigcup_{i \in \mathcal{I}} v_i$ does not contain any \bar{Z} logical operators which anticommute with any \bar{X}_j for $j \notin \mathcal{I}$.*

Proof. The proof proceeds in four steps.

1. Take all m independent Z stabilisers in Q and put them into a matrix \mathcal{S} in reduced row echelon form by performing row reduction. Then $\mathcal{S} = \begin{pmatrix} I(m) & R \end{pmatrix}$ where $I(m)$ is the $m \times m$ identity matrix and R is an $m \times (n - m)$ binary matrix. Note that \mathcal{S} is an $m \times n$ matrix.⁷

⁷This row echelon basis of stabilisers is also studied in Ref. [45] in the context of quantum code testing.

2. Choose a basis of \bar{Z} logical operators with representatives v'_1, v'_2, \dots, v'_k . Let L be the matrix with row i being v'_i . Stack \mathcal{S} with L to form an $(m+k) \times n$ matrix

$$M = \begin{pmatrix} \mathcal{S} \\ L \end{pmatrix}.$$

Perform row reduction again, but with the rule that we can add stabiliser rows from \mathcal{S} to L , or logical rows from L to L , but not logical rows from L to \mathcal{S} . This is sufficient to put M into row echelon form, but not *reduced* row echelon form.

3. Following this rule, M can be reduced to a matrix

$$M' = \begin{pmatrix} I(m) & R \\ 0 & I(k) & T \end{pmatrix}$$

where

- (a) $I(m)$ and $I(k)$ are identity matrices.
 - (b) R is left unchanged from step 1.
 - (c) T is a $k \times (n - m - k)$ binary matrix.
4. Now the last k rows are representatives v_1, v_2, \dots, v_k , satisfying the conditions of the lemma. To see this, choose any subset $\mathcal{I} \subset [k]$, and a corresponding $V = \bigcup_{i \in \mathcal{I}} v_i$. Then any \bar{Z} logical operator $\bar{\Lambda}_Z$ s.t. $\bar{\Lambda}_Z$ anticommutes with any \bar{X}_j for $j \notin \mathcal{I}$ must be a linear combination containing a v_j , and possibly other v_i s and rows from \mathcal{S} . Because M' is in row echelon form, such a combination necessarily has support outside of V , and so is not contained in V . \square

Corollary 3.5. *In this basis, any set of \bar{X} and \bar{Z} operators acting on different logical qubits have representatives such that their unions have no data qubit overlap.*

Proof. Given a subset $\mathcal{I} \subset [k]$ of the \bar{Z} logicals, the union V of those logical representatives given by rows in M' does not contain any \bar{Z} logical operators which anticommute with any \bar{X}_j for $j \notin \mathcal{I}$. Therefore any such \bar{X}_j can be cleaned by Lemma 3.3 to have support wholly outside of V . \square

Remark 3.6. *This choice of basis may give logical operators with substantially greater representative weight than the minimal weight possible for each logical operator. Lemma 3.4 gives an upper bound on the representative weight of a \bar{Z} logical of $n - m - k + 1$, so $\omega \in \mathcal{O}(n)$ for LDPC codes. Similarly, the cleaned \bar{X} logical representatives may have larger weight than otherwise. Thus we emphasise that here ω is the largest weight of these chosen representatives, not the minimum available for each logical operator.*

Of course, while Lemma 3.4 shows that there exists a basis such that the unions of \bar{Z} and \bar{X} representatives do not overlap, there may be *many* such bases, and many valid choices of representatives with different weights. Thus in practice it will be vital to determine low-weight representatives satisfying the no-overlap condition.

As an alternative option, rather than choosing new logical operators that satisfy the no-overlap condition, we could instead start with representatives that do overlap. Next, branch the \bar{Z} logicals, and track the overlapping \bar{X} logicals which are deformed by the branching. Then branch these \bar{X} logicals on top of the deformed code, so there will be some connectivity between the \bar{X} and \bar{Z} branches. When the \bar{X} logicals commute with

every \bar{Z} logical contained in $V = \bigcup_i v_i$, the deformed \bar{X} logicals will pick up support in the branches with weight proportional to the number of checks required to clean them from V . When they do not commute with every contained \bar{Z} logical, which can happen if the logical operator basis is not the chosen basis given by Lemma 3.4, then they may pick up support on up to $\mathcal{O}(tw \log t)$ new data qubits in the branches. As $\mathcal{O}(tw \log t)$ is not bounded by $\mathcal{O}(n)$ in general, this can be far worse than choosing a suitable basis, but could be preferable at finite sizes. We discuss this further in Appendix C.

3.3 Individual logicals of non-CSS type

We now consider the case when there are also \bar{Y} Paulis to be measured. Unlike in Ref. [38] we do not use ancilla logical qubits or additional codeblocks for this procedure. Instead, we use the same chosen basis as in Section 3.2.

Lemma 3.7. *Let v_1, v_2, \dots, v_k be the set of representatives given by Lemma 3.4. For any $\mathcal{J} \subset [k]$ there exists a union $W = \bigcup_{j \in \mathcal{J}} w_j$ of \bar{X} logical representatives w_j such that each w_j intersects $V = \bigcup_{i \in [k]} v_i$ only on v_j .*

Proof. Let $\mathcal{I} = [k] \setminus \mathcal{J}$. Then an arbitrary \bar{X} representative w'_j on logical qubit j can always be cleaned from $\bigcup_{i \in \mathcal{I}} v_i$ by Lemma 3.3, giving representative w_j . However, because w'_j anticommutes with v_j , w_j must overlap v_j even after cleaning. Repeating for each $j \in \mathcal{J}$ yields a union $W = \bigcup_{j \in \mathcal{J}} w_j$ of \bar{X} logical representatives which overlap between themselves substantially in general; but W intersects V at exactly $\bigcup_j w_j \cap v_j$, and

$$w_i \cap v_j = \emptyset \quad \forall i \neq j. \quad \square$$

Corollary 3.8. *Let $\bar{\Lambda}_i$ and $\bar{\Lambda}_j$ be any two arbitrary Pauli operators – \bar{X} , \bar{Y} or \bar{Z} – with representatives given by Lemma 3.7 such that for any logical qubit i :*

- $\bar{X}_i = \bar{X}(w_i)$.
- $\bar{Z}_i = \bar{Z}(v_i)$.
- $\bar{Y}_i = i\bar{X}(w_i)\bar{Z}(v_i)$.

Let α be an arbitrary data qubit. Either (a) $\bar{\Lambda}_i$ and $\bar{\Lambda}_j$ act on α with the same Pauli operator or (b) at least one of $\bar{\Lambda}_i$ and $\bar{\Lambda}_j$ act with identity on α .

As a consequence, given any set of $t \leq k$ logical Pauli operators representatives $\bar{\Lambda}_1, \bar{\Lambda}_2, \dots, \bar{\Lambda}_t$ from Lemma 3.7 on t different logical qubits, these can all be branched such that an equivalent logical representative appears on each leaf.

Lemma 3.9. *Let Q be a CSS quantum LDPC code, with a chosen basis of logical operators given by Lemma 3.4 and representatives given by Lemma 3.7. We can simultaneously measure any Pauli operators on t different logical qubits individually on Q while retaining fault-distance and the LDPC property. Letting ω be the maximum representative weight of logicals to be measured, this uses $\mathcal{O}(tw(\log t + \log^3 \omega))$ new data qubits and checks.*

Proof. First branch using Lemma 2.8. After branching, each representative is a product of Z Paulis on each leaf of the tree. Then use gauging logical measurements to measure each Pauli term on each leaf. By a combination of Lemmas 2.7 and 2.12 this operation is fault-tolerant with fault-distance d , given that the branching and measurement steps were each performed with at least d rounds of stabiliser measurements. \square

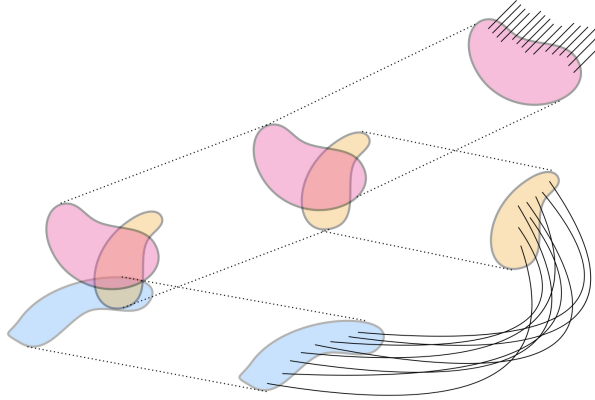


Figure 9: Illustration of brute-force branching followed by gauging logical measurements, with adapters for Pauli products.

3.4 Measuring Pauli products

Measuring logical Pauli products in parallel is a straightforward extension of the scheme outlined above to measure individual logical Paulis in parallel. This is because we can separate all logicals included in a parallel measurements onto disjoint support by brute-force branching, and then applying universal adapters to the graphs introduced by the gauging measurement leaves Tanner graph connectivity unaffected elsewhere in the code, see figure 9.

Theorem 3.10. *Let Q be a CSS quantum LDPC code, with a chosen basis of logical operators given by Lemma 3.4 and representatives given by Lemma 3.7. We can simultaneously measure any Pauli product operators on t different logical qubits on Q while retaining fault-distance and the LDPC property. Letting ω be the maximum representative weight of logical terms to be measured, this uses $\mathcal{O}(t\omega(\log t + \log^3 \omega))$ new data qubits and checks.*

Proof. To measure Pauli products, we first repeat the procedure as described in Lemma 3.9, branching each logical operator term in each product and then performing gauging logical measurements. Now, we also initialise adapters on the ports, between the logicals on leaves with which we would like to measure products. By Theorem 2.14 constructing adapters to make a single Pauli product preserves the desiderata of Theorem 2.10, and so fault-distance and the LDPC property. As each logical appears only once in any given product to be measured, by the assumption that we are measuring t terms on different logical qubits, there are at most two adapters initialised on the ports of any logical, so the LDPC property is preserved for arbitrary sized products. Similarly, each of the Pauli product measurements acts on disjoint sets of logicals, so the fault-distance of Lemma 2.12 carries through. The addition of universal adapters does not change the asymptotic space overhead, so the result follows. \square

Note that ω is the largest representative weight of a given Pauli term (\bar{X} , \bar{Y} or \bar{Z}) included in the measurement, not the largest representative weight of a measured Pauli product.

3.5 Arbitrary commuting products

The same procedure for measuring logical Pauli products in parallel described above can be extended straightforwardly to the case where we measure logical Pauli products containing terms which have the same, or identity, action on every logical operator.

In this case, the procedure is the same as for Theorem 3.10, except that when branching individual representatives to leaves we extend the branches to give multiple copies of each representative on different leaves. For example, if we wish to measure $\bar{X}_1\bar{Z}_2\bar{I}_3$ simultaneously with $\bar{I}_1\bar{Z}_2\bar{X}_3$, then we have four leaves in total: one for \bar{X}_1 , two for \bar{Z}_2 and one for \bar{X}_3 . Therefore the space overhead of $\mathcal{O}(T\omega(\log T + \log^3 \omega))$ from Theorem 3.10 carries through, but T is now the number of non-identity terms in the set to be measured.

To measure an arbitrary commuting set Θ of logical Pauli products in time independent of t , we cannot branch, say, \bar{X}_1 at the same time as \bar{Z}_1 in order to measure $\bar{X}_1\bar{Z}_2\bar{I}_3$ simultaneously with $\bar{Z}_1\bar{X}_2\bar{I}_3$. Therefore we instead use the technique of twist-free surgery from Ref. [39] to separate each Pauli product into a pair of commuting products which do not contain \bar{Y} terms, but do have additional support on logical ancilla qubits.

While this is the same approach taken as in Ref. [38, App. H], we have two advantages. First, the overall space overhead of our scheme is lower as a consequence of using gauging logical measurements and universal adapters, rather than the CKBB scheme [20]. Second, this approach uses ancilla $|Y\rangle$ states, which are potentially costly to prepare in the context of [38]. The authors proposed to either use a qLDPC code that supports a transversal S gate, or distill the $|Y\rangle$ states which incurs an additional overhead. The parallel measurement protocol we have proposed can prepare all required $|Y\rangle$ states in one measurement round. In other words, we bootstrap our measurement of arbitrary commuting sets off the ability of our scheme to measure Y operators without using $|Y\rangle$ states.

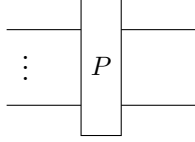
We now describe the procedure to measure arbitrary commuting products in more detail. We use the twist-free gadgets⁸ from Ref. [39], which first appeared in Ref. [46]. In such gadgets, we split up a product into two steps using ancillae. This uses the fact that any Pauli product P to be measured can be described as $P = i^{u \cdot v} X[u]Z[v]$ for some binary vectors u and v defining the support of the X and Z components. If there are an even number of Y terms in P , so $u \cdot v$ is even, we initialise a single logical $|0\rangle$ state on qubit A and split P into two products: $X[u]X_A$ and $Z[v]X_A$. If there are an odd number of Y terms, so $u \cdot v$ is odd, we initialize one more logical $|Y\rangle = \frac{1}{\sqrt{2}}(|0\rangle + i|1\rangle)$ state on qubit B , and split P into $X[u]X_AX_B$ and $Z[v]X_AX_B$. This $|Y\rangle$ state serves as a catalyst and is left unchanged by the measurements. These different cases are illustrated in Figure 10.

Despite every product in Θ commuting, the decomposition above may produce products that anticommute. To ensure this does not happen, the operators in Θ must satisfy the following condition.

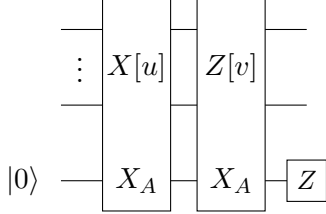
Definition 3.11. [38, Def. 10] *The operator set Θ is said to be regular if and only if $[u_i, v_j] = 0$ for all Pauli products i, j in Θ .*

Observing that Θ forms a generating set for a group of Pauli products $\langle \Theta \rangle$, it is shown in Ref. [38] that an alternative generating set $\Theta' \cup \Theta''$ of $\langle \Theta \rangle$ can always be chosen such that the subsets Θ' and Θ'' are each regular. Measuring Θ' and then Θ'' then performs the same logical operation on the code as measuring Θ . We omit the details here, but refer the interested reader to [38, Lem. 9].

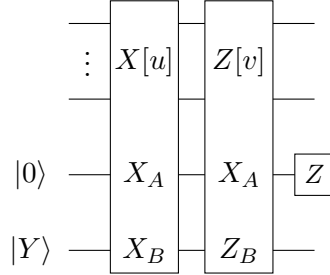
⁸The terminology comes from the fact that Y basis measurements can be performed using “twists” in surface code patches. We are not using surface codes, but use the same terminology for consistency.



(a) Pauli product measurement $P = iX[u]Z[v]$.



(b) Equivalent measurement for $u \cdot v$ even.



(c) Equivalent measurement for $u \cdot v$ odd.

Figure 10: Implementations of the Pauli product measurement $P = i^{u \cdot v} X[u]Z[v]$ from Ref. [39]. The measurement outcome of P is determined by the two split Pauli product measurements and the Z measurement. The $|Y\rangle$ state in (c) is left unchanged.

As this is a different set of Pauli product operators than Θ , the weights of the Pauli products in the set $\Theta' \cup \Theta''$ may differ substantially from those in Θ .

We then separate the measurement of our Pauli products into 4 steps:

- Measure each u_i belonging to Θ' using a twist-free gadget.
- Measure each v_i belonging to Θ' using a twist-free gadget.
- Measure each u_i belonging to Θ'' using a twist-free gadget.
- Measure each v_i belonging to Θ'' using a twist-free gadget.

We perform each step in parallel. Within each step, every Pauli product operator to be measured contains terms which have the same or identity action on every logical operator. As a consequence, we can use our previous branching and measurement scheme, introducing a leaf for each term to be measured. Each step requires $\mathcal{O}(t)$ $|0\rangle$ and $|Y\rangle$ ancilla logical states, and $\mathcal{O}(T\omega(\log T + \log^3 \omega))$ additional data qubits and checks to measure, where T is the total number of non-identity terms of Pauli products in that step.

Evidently this separation into steps using twist-free surgery increases the time overhead of our scheme by a constant factor. Furthermore, the preparation of $\mathcal{O}(t)$ $|Y\rangle$ states, which can be reused throughout the computation as they are left unchanged by the twist-free surgery, can be performed in $\mathcal{O}(d)$ time by measuring \bar{Y} on each of those logical qubits at the start of the computation. This removes a major obstacle in Ref. [38], where the preparation of these $|Y\rangle$ states incurs a significant overhead.

Finally, we remark that the ancilla logical $|0\rangle$ state or $|Y\rangle$ states can be in the same codeblock on which we are performing logical measurements, or in separate codeblocks. The overhead of preparing these additional high-distance codeblocks is not a concern, as we only need to prepare them once, and the logical codespaces remains coherent throughout our rounds of logical measurements. Either way, we suffer a rate loss of at most a factor of 3, which is acceptable in the asymptotic regime.

4 Discussion

In this work we have presented a scheme for parallel CSS qLDPC code surgery to fault-tolerantly measure logically disjoint Pauli products supported on t logical qubits using $\mathcal{O}(t\omega(\log t + \log^3 \omega))$ ancilla data qubits, and in time $\mathcal{O}(d)$, independent of t . This scheme requires no ancilla logical qubits. We then showed how to leverage this scheme to bootstrap a measurement protocol for arbitrary commuting sets of Pauli products, using $\mathcal{O}(t)$ ancilla logical qubits, and still not exceeding $\mathcal{O}(d)$ time to measure the commuting set.

Throughout, we assumed that branching and gauging measurement are separate steps, performed independently, to aid with the proofs of fault-distance in Appendix B. We expect that they can be performed simultaneously while maintaining the fault-distance, but have not proved this.

In practice, for small codes it has been found that decongestion is often not necessary, so the $\log^3 d$ factor vanishes from the overhead [31, 32], and in general the upper bounds on overhead tend to be very loose in quantum LDPC surgery [34]. It would also be useful to avoid brute-force branching, to remove the $\log t$ factor, possibly by combining the gauging logical measurements framework with devised sticking [38], rather than brute-force branching. Unfortunately we could not find a method for doing so which allowed us to provably use expander (hyper)graphs, and so retain a space overhead sub-quadratic in d . If parallel CSS code surgery is to be performed with branches, it is imperative to minimise the weights of logical representatives while maintaining suitable overlap properties. Another desirable improvement is to reduce the $\mathcal{O}(d)$ time overhead [47] while retaining the parallelism of our scheme, we leave this to future work.

The most important outstanding question for practical purposes is how much effect the combination of brute-force branching and measurement has on the circuit-level threshold of the code. Discerning this requires substantial circuit-level noise simulations and will depend heavily on the decoder, so we defer this to future work.

5 Acknowledgements

We used TikZit [48] to generate the Tanner graph figures in this paper. This work was partially completed while A.C. was employed at Quantinuum. A.C. is grateful for their support and helpful discussions with colleagues there. Z.H. is supported by the MIT Department of Mathematics and the NSF Graduate Research Fellowship Program under Grant No. 2141064. D.W. is currently on leave from The University of Sydney and is employed by PsiQuantum. Part of this work was initiated when Z.H., A.C. and D.W. were visiting the Fault-Tolerant Quantum Technologies Workshop in Benasque, 2024. We are grateful to the organisers of the workshop.

References

- [1] Google Quantum A. I. Suppressing quantum errors by scaling a surface code logical qubit. *Nature*, 614(7949):676–681, 2023.
- [2] R. Acharya, L. Aghababaie-Beni, I. Aleiner, T. I. Andersen, M. Ansmann, F. Arute, et al. Quantum error correction below the surface code threshold. doi:10.48550/arXiv.2408.13687.

- [3] D. Bluvstein, S. J. Evered, A. A. Geim, S. H. Li, H. Zhou, T. Manovitz, et al. Logical quantum processor based on reconfigurable atom arrays. *Nature*, 626(7997):58–65, 2024. doi:10.1038/s41586-023-06927-3.
- [4] P. S. Rodriguez, J. M. Robinson, P. N. Jepsen, Z. He, et al. Experimental demonstration of logical magic state distillation. doi:10.48550/arXiv.2412.15165.
- [5] N. Lacroix, A. Bourassa, F. J. H. Heras, L. M. Zhang, et al. Scaling and logic in the color code on a superconducting quantum processor. doi:10.48550/arXiv.2412.14256.
- [6] N. P. Breuckmann and J. N. Eberhardt. Quantum low-density parity-check codes. *PRX Quantum*, 2(4):040101, 2021. doi:10.1103/PRXQuantum.2.040101.
- [7] S. Bravyi, A. W. Cross, J. M. Gambetta, D. Maslov, P. Rall, and T. J. Yoder. High-threshold and low-overhead fault-tolerant quantum memory. *Nature*, 627:778–782, 2024. doi:10.1038/s41586-024-07107-7.
- [8] Q. Xu, J. P. B. Ataiades, C. A. Pattison, N. Raveendran, D. Bluvstein, et al. Constant-overhead fault-tolerant quantum computation with reconfigurable atom arrays. *Nature Physics*, 20(7):1084–1090, 2024. doi:10.1038/s41567-024-02479-z.
- [9] A. Kitaev. Fault-tolerant quantum computation by anyons. *Ann. Phys.*, 303:3–20, 2003. doi:10.1016/S0003-4916%2802%2900018-0.
- [10] D. Horsman, A. G. Fowler, S. Devitt, and R. Van Meter. Surface code quantum computing by lattice surgery. *New J. Phys.*, 14:123011, 2012. doi:10.1088/1367-2630/14/12/123011.
- [11] J. Moussa. Transversal clifford gates on folded surface codes. *Physical Review A*, 94:042316, 2016. doi:10.1103/PhysRevA.94.042316.
- [12] C. Gidney, N. Shutty, and C. Jones. Magic state cultivation: growing t states as cheap as cnot gates. doi:10.48550/arXiv.2409.17595.
- [13] N. P. Breuckmann, M. Davydova, J. N. Eberhardt, and N. Tantivasadakarn. Cups and gates i: Cohomology invariants and logical quantum operations. doi:10.48550/arXiv.2410.16250.
- [14] N. P. Breuckmann and S. Burton. Fold-transversal clifford gates for quantum codes. *Quantum*, 8:1372, 2024. doi:10.22331/q-2024-06-13-1372.
- [15] A. Quintavalle, P. Webster, and M. Vasmer. Partitioning qubits in hypergraph product codes to implement logical gates. *Quantum*, 7:1153, 2023. doi:10.22331/q-2023-10-24-1153.
- [16] J. N. Eberhardt and V. Steffan. Logical operators and fold-transversal gates of bivariate bicycle codes. doi:10.48550/arXiv.2407.03973.
- [17] A. Malcolm, A. Glaudell, P. Fuentes, D. Chandra, et al. Computing efficiently in qldpc codes. doi:10.48550/arXiv.2502.07150.
- [18] S. Huang, T. Jochym-O’Connor, and T. J. Yoder. Homomorphic logical measurements. *PRX Quantum*, 4:030301, 2023. doi:10.1103/PRXQuantum.4.030301.
- [19] Q. Xu, H. Zhou, G. Zheng, D. Bluvstein, J. P. B. Ataiades, M. D. Lukin, and L. Jiang. Fast and parallelizable logical computation with homological product codes. doi:10.48550/arXiv.2407.18490.
- [20] L. Z. Cohen, I. H. Kim, S. D. Bartlett, and B. J. Brown. Low-overhead fault-tolerant quantum computing using long-range connectivity. *Sci. Adv.*, 8, eabn1717, 2022. doi:10.1126/sciadv.abn1717.

- [21] E. Dennis, A. Kitaev, A. Landahl, and J. Preskill. Topological quantum memory. *J. Math. Phys.*, 43(9):4452–4505, September 2002. doi:10.1063/1.1499754.
- [22] H. Zhou et al. Algorithmic fault tolerance for fast quantum computing. doi:10.48550/arXiv.2406.17653.
- [23] B. Eastin and E. Knill. Restrictions on transversal encoded quantum gate sets. *Phys. Rev. Lett.*, 102:110502, 2009. doi:10.1103/PhysRevLett.102.110502.
- [24] Zhiyang He, Vinod Vaikuntanathan, Adam Wills, and Rachel Yun Zhang. Quantum codes with addressable and transversal non-clifford gates. *arXiv preprint arXiv:2502.01864*, 2025.
- [25] S. Bravyi, G. Smith, and J. A. Smolin. Trading classical and quantum computational resources. *Phys. Rev. X*, 6:021043, 2016. doi:10.1103/PhysRevX.6.021043.
- [26] D. Litinski. A game of surface codes: Large-scale quantum computing with lattice surgery. *Quantum*, 3 p (2019,3):128, 2019. doi:10.22331/q-2019-03-05-128.
- [27] C. Vuillot, L. Lao, B. Criger, C. G. Almudéver, K. Bertels, and B. M. Terhal. Code deformation and lattice surgery are gauge fixing. *New J. Phys.*, 21:033028, 2019. doi:10.1088/1367-2630/ab0199.
- [28] Matthew B Hastings. Weight reduction for quantum codes. *arXiv preprint arXiv:1611.03790*, 2016.
- [29] Matthew B Hastings. On quantum weight reduction. *arXiv preprint arXiv:2102.10030*, 2021.
- [30] Eric Sabo, Lane G. Gunderman, Benjamin Ide, Michael Vasmer, and Guillaume Dauphinais. Weight Reduced Stabilizer Codes with Lower Overhead. *arXiv:2402.05228*, feb 2024.
- [31] D. J. Williamson and T. J. Yoder. Low-overhead fault-tolerant quantum computation by gauging logical operators. doi:10.48550/arXiv.2410.02213.
- [32] B. Ide, M. G. Gowda, P. J. Nadkarni, and G. Dauphinais. Fault-tolerant logical measurements via homological measurement. doi:10.48550/arXiv.2410.02753.
- [33] A. Cowtan and S. Burton. Ccss code surgery as a universal construction. *Quantum*, 8:1344, 2024. doi:10.22331/q-2024-05-14-1344.
- [34] A. Cowtan. Ssip: automated surgery with quantum ldpc codes. doi:10.48550/arXiv.2407.09423.
- [35] A. Cross, Z. He, P. Rall, and T. Yoder. Improved qldpc surgery: Logical measurements and bridging codes. doi:10.48550/arXiv.2407.18393.
- [36] M. Freedman and M. Hastings. Building manifolds from quantum codes. *Geometric and Functional Analysis*, 31:855, 2021. doi:10.1007/s00039-021-00567-3.
- [37] E. Swaroop, T. Jochym-O’Connor, and T. J. Yoder. Universal adapters between quantum ldpc codes. doi:10.48550/arXiv.2410.03628.
- [38] G. Zhang and Y. Li. Time-efficient logical operations on quantum ldpc codes. doi:10.48550/arXiv.2408.01339.
- [39] C. Chamberland and E. T. Campbell. Universal quantum computing with twist-free and temporally encoded lattice surgery. *PRX Quantum*, 3:010331, 2022. doi:10.1103/PRXQuantum.3.010331.

- [40] S. Bravyi and B. Terhal. A no-go theorem for a two-dimensional self-correcting quantum memory based on stabilizer codes. *New J. Phys.*, 11:043029, 2009. doi:10.1088/1367-2630/11/4/043029.
- [41] A. Hamma, P. Zanardi, and X. G. Wen. String and membrane condensation on three-dimensional lattices. *Phys. Rev. B*, 72:035307, 2005. doi:10.1103/PhysRevB.72.035307.
- [42] P. Panteleev and G. Kalachev. Asymptotically good quantum and locally testable classical ldpc codes, [cs.it]. doi:10.48550/arXiv.2111.03654.
- [43] T. Carette, D. Horsman, and S. Perdrix. Szx-calculus: Scalable graphical quantum reasoning, 44th international symposium on mathematical foundations of computer science (mfcs 2019). doi:10.4230/LIPIcs.MFCS.2019.55.
- [44] J. P. Tillich and G. Zémor. Quantum ldpc codes with positive rate and minimum distance proportional to the square root of the blocklength. *IEEE Transactions on Information Theory*, 60(2):1193–1202, February 2014. doi:10.1109/TIT.2013.2292061.
- [45] A. Cross, Z. He, A. Natarajan, M. Szegedy, and G. Zhu. Quantum locally testable code with constant soundness. *Quantum*, 8:1501, 2024. doi:10.22331/q-2024-10-18-1501. p (2024,10).
- [46] Isaac H. Kim, Ye-Hua Liu, Sam Pallister, William Pol, Sam Roberts, and Eunseok Lee. Fault-tolerant resource estimate for quantum chemical simulations: Case study on li-ion battery electrolyte molecules. *Phys. Rev. Res.*, 4:023019, Apr 2022.
- [47] T. Hillmann, G. Dauphinais, I. Tzitrin, and M. Vasmer. Single-shot and measurement-based quantum error correction via fault complexes. doi:10.48550/arXiv.2410.12963.
- [48] Tikzit. <https://tikzit.github.io/index.html>.
- [49] S. MacLane. *Categories for the Working Mathematician*. Graduate Texts in Mathematics 5. Springer, (1971, second edition, 1997. doi:10.1007/978-1-4757-4721-8.
- [50] B. Audoux and A. Couvreur. On tensor products of css codes. *Ann. Inst. Henri Poincaré Comb. Phys. Interact.*, 6(2):239–287, 2019. doi:10.4171/aihpd/71.
- [51] C. A. Weibel. *An Introduction to Homological Algebra*. Cambridge Studies in Advanced Mathematics, Cambridge University Press, 1994. doi:10.1017/CBO9781139644136.
- [52] M. E. Beverland, S. Huang, and V. Kliuchnikov. Fault tolerance of stabilizer channels. doi:10.48550/arXiv.2401.12017.
- [53] E. Knill. Quantum computing with realistically noisy devices. *Nature*, 434(7029):39–44, 2005. doi:10.1038/nature03350.

A Hypergraph products

Hypergraph products [44] are essentially tensor products of chain complexes, where one of the complexes has been dualised. That is, denoting the hypergraph product $[C, D]_{\bullet}$ ⁹ then

$$[C, D]_{\bullet} := (D \otimes C^*)_{\bullet}$$

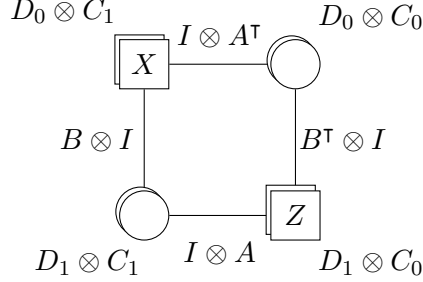
where $- \otimes -$ is the tensor product of chain complexes [50, 51].

⁹This notation comes from the fact that the hypergraph product is an internal hom $[-, -]$ in the compact closed category of finite-dimensional bounded chain complexes over \mathbb{F}_2 [49].

Given C_\bullet and D_\bullet as scalable Tanner graphs,



which are classical codes and so have no Z checks (in our convention), then the hypergraph product $[C, D]_\bullet$ is

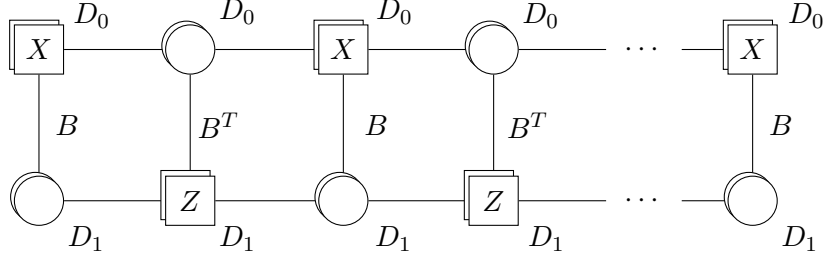


in scalable Tanner graph notation.

In particular, if we take the punctured repetition code $R_\bullet = R_1 \rightarrow R_0$, with the parity-check matrix

$$\begin{pmatrix} 1 & 0 & 0 & \cdots & 0 \\ 1 & 1 & 0 & \cdots & 0 \\ 0 & 1 & 1 & \cdots & 0 \\ \vdots & \vdots & \vdots & \ddots & \vdots \\ 0 & 0 & 0 & \cdots & 1 \end{pmatrix}$$

then the scalable Tanner graph of $[R, D]_\bullet$ is



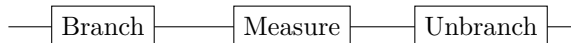
where all horizontal edges carry the label I , i.e. they are identity maps. We can see that if D_\bullet is the classical code corresponding to a \bar{Z} logical in a larger code Q , and its incident X checks, then gluing $[R, D]_\bullet$ into Q as a branching sticker makes another equivalent logical on each odd layer of this scalable Tanner graph; in particular there is an equivalent logical on the very last layer. In brute-force branching we initialise trees of such hypergraph products where each branch uses R_\bullet with the check matrix $\begin{pmatrix} 1 \\ 1 \end{pmatrix}$, but varying D_\bullet to have a classical code decreasing in size, to give equivalent logicals without overlap, as in Fig. 6.

B Fault-tolerance proofs

For all our proofs of fault-tolerance, we closely follow the approach in Ref. [31]. For this it is necessary to recall some definitions and conventions from the literature. We follow the general approach to fault-tolerance via repeated syndrome measurements [21], and the fault-distance is taken with respect to phenomenological noise; that is, there are faults on data qubits that can occur at any timestep, including initialisation and measurement, and there are measurement faults on syndrome qubits that can occur at any timestep.

All our procedures begin at time t_0 followed by at least d rounds of syndrome measurement in the initial distance- d code Q . Then there is a code deformation step at time t_i with d rounds of syndrome measurement in the deformed code. When branching, we do not deform back immediately, but instead leave at least d rounds of syndrome measurement before future gauging logical measurements are applied. Then finally the code is unbranched at time t_o .

As the fault-tolerance of gauging logical measurements was proved in Ref. [31], we do not prove these here, but instead take as given that following branching there is an intermediate series of rounds of syndrome measurement such that upon exit of the gauging logical measurements procedure we then unbranch the code, ready for the next timestep in the logical circuit. That is, we have the circuit



where between each procedure and at each end there are d syndrome measurement rounds. These “padding” steps are required for the proofs to prevent timelike errors entering the spacetime in which each code deformation procedure is performed, however we expect they are not necessary in general. Indeed, we expect that the entire circuit above can be performed by initialising all new ancilla qubits, measuring all new checks for d syndrome measurement rounds, and then measuring out all ancilla qubits, i.e. using only d syndrome measurement rounds in total.

We also follow Ref. [52] and use the convention that the initial and final rounds of measurement in the branching and unbranching procedures are perfect, which is justified by the “padding” as any fault that involves two code deformations, or both a code deformation and the initial or final boundary conditions, must have weight greater than d [31, Rem. 29].

Definition B.1 (Space and time faults). *A space-fault is a Pauli error operator that occurs on some qubit during the implementation of a code deformation. A time-fault is a measurement error where the result of a measurement is reported incorrectly during the implementation of a code deformation. A general spacetime fault is a collection of space and time faults.*

We consider state initialisation faults to be time-faults that are equivalent to space-faults by decomposing them into a perfect initialisation followed by an error operator.

Definition B.2 (Detectors). *A detector is a collection of state initialisations and measurements that yield a deterministic result, in the sense that the product of the observed measurement results must be +1 independent of the individual measurement outcomes, if there are no faults in the procedure.*

Definition B.3 (Syndrome). *The syndrome caused by a spacetime fault is defined to be the set of detectors that are violated in the presence of the fault. That is, the set of detectors which do not satisfy the constraint that the observed measurement results multiply to +1 in the presence of the fault.*

We follow Ref. [31] in our convention for labelling time steps, whereby detectors and space errors occur at integer timesteps, but syndrome measurements and measurement errors occur at integer + half timesteps. Thus the first code deformation measurements are made at timestep $t_i + \frac{1}{2}$, and the final measurements before d rounds of padding are made at timestep $t_o + \frac{1}{2}$.

Check s_j is the j th check in the original code, and \tilde{s}_j the (possibly deformed) check from the original code in the new deformed code.

We consider the ancillary system to be a hypergraph \mathcal{G} with new Z checks associated with vertices, new data qubits with hyperedges and new X checks with faces.

We call a new Z check in the branching procedure an A_v check, corresponding to a vertex v . Similarly we have a B_p check on a face p in the X basis at time t .

Z_e and X_e act as Z and X Pauli operators on ancillary qubits associated with a hyperedge e . X_i and Z_i act as X and Z Pauli operators on a data qubit in the original code labelled i .

B.1 Proof of Lemma 2.7

Assume we are brute-force branching \overline{Z} logicals. This does not lose generality, as the generalised branching from Lemma 2.8 is equivalent to branching \overline{Z} logicals up to single-qubit Cliffords, using the same arguments as in Ref. [31]. Before time t_i we have the code Q , with distance d . All new data qubits are initialised in the $|+\rangle$ state at time t_i , and all checks are measured from time $t_i + \frac{1}{2}$ to $t_o + \frac{1}{2}$. All new X checks, in the absence of errors, deterministically return the $+1$ outcome. The new Z checks, however, return random outcomes due to the $|+\rangle$ input states. This is slightly different from the scenario of gauging logical measurements, as there we know that the product of the new Z checks must yield the outcome of the logical measurement, in the absence of errors. Here we do not know the product of the outcomes. These outcomes dictate which Pauli frame [53] we are in, and so we can reinterpret consistent -1 outcomes as $+1$ consistent outcomes.

Lemma B.4 (Spacetime code for branching). *The following form a generating set of the local detectors in the fault-tolerant branching procedure:*

For $t < t_i$

- s_j^t which is given by the collection of repeated s_j checks in the original code at times $t - \frac{1}{2}, t + \frac{1}{2}$.

For $t = t_i$

- B_p^t which is given by the measurement of B_p at time $t_i + \frac{1}{2}$ together with the initialisation of new qubits in the $|+\rangle$ state at time $t_i - \frac{1}{2}$.
- $\tilde{s}_j^{t_i}$ which is given by the measurement of s_j , together with the initialisation of new qubits in the $|+\rangle$ state at time $t_i - \frac{1}{2}$, and the measurement of \tilde{s}_j at time $t_i + \frac{1}{2}$.

For $t > t_i$

- A_v^t which is the repeated measurement of an A_v check in the deformed code at times $t - \frac{1}{2}$ and $t + \frac{1}{2}$.
- B_p^t which is the same for a B_p check.
- \tilde{s}_j^t which is the same for an \tilde{s}_j check.

Proof. Away from the initial and final steps of the code deformation, the brute-force branching procedure consists of repeatedly measuring the same checks. In this setting any local detector must contain a pair of measurements of the same check. Any detector formed by the measurement of the same check at times $(t, t+k)$ can be decomposed into detectors at time steps $(t, t+1), (t+1, t+2), \dots, (t+k-1, t+k)$. In other words, the time component of the spacetime code constitutes a repetition code [47].

During the code deformation there are also detectors involving the initialisation of new qubits. Due to measurement of A_v terms during the code deformation, any detector

involving the initialization of new qubits in the X basis must include a collection of new qubits that corresponds to a product of B_p and \tilde{s}_j checks. Any such detector can be decomposed into those listed above which involve qubits at time t_i , combined with repeated measurement checks.

Local detectors that cross the deformation step at t_i must include a check s_j from the original code before or after the deformation, along with a deformed version \tilde{s}_j . Such a detector can be decomposed into repeated measurement detectors and one of the detectors involving new qubits listed above. \square

Spacetime faults can be organised according to the spacetime syndromes they create:

For $t < t_i$

- An s_j measurement fault at time $t + \frac{1}{2}$ violates the detectors s_j^t and s_j^{t+1} .
- A Pauli $Z_i(X_i)$ fault at time t violates the s_j^t detectors for all incident s_j which do not commute with $Z_i(X_i)$.

For $t = t_i$

- A Pauli $Z_i(X_i)$ operator fault at time t violates the \tilde{s}_j^t detectors for all \tilde{s}_j which do not commute with $Z_i(X_i)$.
- A Pauli Z_e fault at time t violates the B_p^t detectors for all p incident to e and the \tilde{s}_j^t detectors for all \tilde{s}_j checks which anticommute with Z_e .
- A $|+\rangle_e$ initialisation fault at time $t - \frac{1}{2}$ is equivalent to a Pauli Z_e operator fault at time t and so violates the same detectors.
- An \tilde{s}_j fault at time $t + \frac{1}{2}$ violates the detectors \tilde{s}_j^t and \tilde{s}_j^{t+1} .

For $t > t_i$

- A Pauli Z_i fault at time t violates the \tilde{s}_j^t detectors for all \tilde{s}_j which do not commute with Z_i .
- A Pauli X_i fault at time t violates the \tilde{s}_j^t detectors for all \tilde{s}_j which do not commute with X_i , and the A_v^t detectors for all A_v which do not commute with X_i .
- A Pauli X_e fault at time t violates the A_v^t detectors for all incident A_v checks.
- A Pauli Z_e operator fault at time t violates the B_p^t detectors for all incident B_p checks, and \tilde{s}_j detectors for all incident \tilde{s}_j which anticommute with Z_e .
- An \tilde{s}_j measurement fault at time $t + \frac{1}{2}$ violates the detectors \tilde{s}_j^t and \tilde{s}_j^{t+1} .
- An A_v measurement fault at time $t + \frac{1}{2}$ violates the detectors A_v^t and A_v^{t+1} .
- A B_p measurement fault at time $t + \frac{1}{2}$ violates the detector B_p^{t+1} .

Definition B.5 (Spacetime logical fault). *A spacetime logical fault is a collection of space and time faults that does not violate any detectors.*

Definition B.6 (Spacetime stabiliser). *A spacetime stabiliser is a trivial spacetime logical fault in the sense that it is a collection of space and time faults that does not violate any detectors and does not affect the result of the code deformation procedure.*

Lemma B.7. *The following form a generating set of local spacetime stabilisers:*

For $t < t_i$

- *A stabiliser check operator s_j at time t .*
- *A pair of X_i (or Z_i) faults at time $t, t + 1$ together with measurement faults on all checks s_j that do not commute with X_i (or Z_i) at time $t + \frac{1}{2}$.*

For $t = t_i$

- *A stabiliser check operator s_j or X_e at time t .*
- *A pair of Z_i faults at time $t, t + 1$ along with measurement faults on all checks \tilde{s}_j and A_v that do not commute with Z_i at time $t + 1$.*
- *A pair of X_i faults at time $t, t + 1$ along with measurement faults on all checks \tilde{s}_j that do not commute with X_i at time $t + 1$.*
- *A pair of Z_e faults at times $t, t + 1$, together with measurement faults on incident A_v checks and all incident \tilde{s}_j checks that do not commute with Z_e at time $t + \frac{1}{2}$.*
- *A $|+\rangle_e$ initialisation fault at time $t - \frac{1}{2}$ together with a Z_e fault on that qubit at time t .*
- *An X_e fault at time $t + 1$ along with A_v measurement faults for all incident v at time $t + \frac{1}{2}$.*

For $t > t_i$

- *A stabiliser check operator \tilde{s}_j , A_v or B_p , at time t .*
- *A pair of Z_i faults at time $t, t + 1$ along with measurement faults on all checks \tilde{s}_j that do not commute with Z_i at time $t + 1$.*
- *A pair of X_i faults at time $t, t + 1$ along with measurement faults on all incident A_v checks, and all checks \tilde{s}_j that do not commute with X_i at time $t + 1$.*
- *A pair of Z_e faults at time $t, t + 1$ together with measurement faults on all incident B_p checks and all incident \tilde{s}_j checks that do not commute with Z_e at time $t + 1$.*
- *A pair of X_e faults at time $t, t + 1$, together with measurement faults on all incident A_v checks at time $t + 1$.*

Proof. First, recall from the organisation of spacetime faults that all initialisation errors are equivalent to Pauli operator errors. Then, any nonempty local spacetime stabiliser must involve a Pauli operator error, as otherwise the stabiliser would have to include all repeated measurement errors of some check.

A nonempty spacetime stabiliser containing a Pauli operator must either be a space stabiliser or contain a Pauli operator at another time. The product of the Pauli operators from all time steps involved must itself be a space stabiliser. Any local spacetime stabiliser of this form can be constructed from a product of the spacetime stabilisers introduced above by first reconstructing the operators at the earliest time step at the cost of creating matching operators at the next time step, and so on until the final time step, where the product of the operators must now become trivial. This leaves a local spacetime stabiliser with only measurement errors, which must also be trivial. Hence, the original fault pattern is a product of the introduced spacetime stabilisers as claimed. \square

Definition B.8 (Spacetime fault-distance). *The spacetime fault-distance is the weight, counted in terms of single site Pauli errors and single measurement errors, of the minimal collection of faults that does not violate any detectors and is not a spacetime stabiliser.*

Lemma B.9 (Time fault-distance). *The fault-distance for measurement and initialisation errors is at least $(t_o - t_i)$.*

Proof. All pure measurement logical faults must start at the code deformation step at time t_i and end at time t_o . Otherwise a measurement fault at time step t must be followed and preceded by another measurement fault on the same type of check at time steps $t - 1, t + 1$. Thus a measurement and initialisation logical fault must have distance at least $(t_o - t_i)$. \square

Lemma B.10 (Decoupling of space and time faults). *Any spacetime logical fault is equivalent to the product of a space logical fault and a time logical fault, up to multiplication with spacetime stabilisers.*

Proof. Let F be an arbitrary spacetime fault. The space component of F can be cleaned into a chosen single timestep $t_i \leq t \leq t_o$ by multiplication with the spacetime stabilisers listed from Lemma B.7 that involve like Pauli operator faults at time steps $t, t + 1$ along with the appropriate measurement faults. Therefore we can clean all the space component of F to time t_i .

In the cleaned spacetime logical fault all measurement errors must occur in the time steps $t_i \leq t \leq t_o$ as measurement errors outside this time window must propagate to the initial or final time boundary, which has no measurement errors by assumption. The measurement faults now form strings that propagate through time from $t_i + \frac{1}{2}$ to $t_o + \frac{1}{2}$, terminating at an A_v or B_p measurement fault, and so are time logical faults forming codewords in the repetition code timelike component of the spacetime code. \square

Lemma B.11 (Spacetime fault-distance). *Brute-force branching is a fault-tolerant operation with fault-distance d , assuming we use at least d rounds of stabiliser measurements.*

Proof. Let F be any spacetime logical fault that is not equivalent to a spacelike logical fault. Then F must have support on all time steps $t + \frac{1}{2}$ such that $t_i \leq t \leq t_o$, and so if $t_o - t_i \geq d$ then their weight is bounded below by d .

Now let F be a spacetime logical fault that is equivalent to a spacelike logical fault. We will clean F to become a spacelike logical fault using the spacetime stabilisers. Observe that we can always clean F to become a spacelike logical fault using the spacetime stabiliser generators from Lemma B.7 without increasing the weight, as each stabiliser preserves the parity of space and initialisation faults at a fixed location. That cleaned spacelike logical fault must have weight at least d , by Lemma 2.6. Therefore the weight of F must be at least d . \square

That unbranching after a gauging logical measurement is also a fault-tolerant operation can be deduced in a similar manner, where now every new data qubit is measured out in the X basis at time $t = t_o$. Unbranching only uses one stabiliser check round of measurements, but we assume d rounds of padding before and after, as before. This gives a similar spacetime code.

Lemma B.12 (Spacetime code for unbranching). *The following form a generating set of the local detectors in the fault-tolerant unbranching procedure.*

For $t < t_o$

- A_v^t which is the repeated measurement of an A_v check in the deformed code at times $t - \frac{1}{2}$ and $t + \frac{1}{2}$.
- B_p^t which is the same for a B_p check.
- \tilde{s}_j^t which is the same for an \tilde{s}_j check.

For $t = t_o$

- B_p^t which is the measurement of B_p at time $t_o - \frac{1}{2}$ along with the measurement of X_e on each incident hyperedge data qubit at time $t_o + \frac{1}{2}$.
- $\tilde{s}_j^{t_o}$ which is the measurement of \tilde{s}_j at time $t_o - \frac{1}{2}$ along with the measurement of X_e on each incident hyperedge data qubit, and s_j at time $t_o + \frac{1}{2}$.

For $t > t_o$

- s_j^t which is given by the collection of repeated s_j checks in the original code at times $t - \frac{1}{2}, t - \frac{1}{2}$.

Observe that the spacetime detectors for $t < t_o$ are the same as for $t > t_i$ when branching. The same is true for spacetime faults and spacetime stabilisers for $t < t_o$. Similarly, the spacetime detectors, faults and stabilisers for $t > t_o$ are the same as for $t < t_i$ when branching.

The spacetime faults at $t = t_o$, along with the spacetime syndromes they yield, are given by:

- An X_i (or Z_i) operator fault at time t violates the \tilde{s}_j^t detectors for all \tilde{s}_j which do not commute with X_i (or Z_i).
- A Z_e operator fault on a new data qubit at time t violates the \tilde{s}_j^t and B_p^t detectors for all \tilde{s}_j and B_p which do not commute with Z .
- An X_e -measurement read-out fault at time $t + \frac{1}{2}$ is equivalent to a Z_e operator fault at time t and violates the same detectors.
- An s_j measurement fault at time $t + \frac{1}{2}$ violates the detectors \tilde{s}_j^t and s_j^{t+1} .
- A B_p measurement fault at time $t + \frac{1}{2}$ violates the detector B_p^{t-1} .

The spacetime stabilisers at $t = t_o$ have the generating set

- A stabiliser check operator \tilde{s}_j, A_v or B_p at time t .
- A pair of X_i (Z_i) operator faults at time $t, t + 1$, together with measurement faults on all checks s_j which do not commute with X_i (Z_i).
- A Pauli Z_e fault on a hyperedge data qubit at time t , along with an X_e -measurement read-out fault at time $t + \frac{1}{2}$.
- A Pauli X_e fault on a hyperedge data qubit at time t .
- A Pauli X_e error on a hyperedge data qubit at time $t - 1$ along with measurement errors on incident A_v checks at time $t - \frac{1}{2}$.

Together with the spacetime detectors, faults and stabilisers before and after the unbranching, one can then use the same arguments as in Lemma B.11 to conclude that unbranching has fault-distance d . Because of the ‘padding’, we need only measure out the new data qubits and pre-existing stabilisers once. We argue that, as with branching and gauging logical measurements, should the next operation on the code be suitably fault-tolerant this padding is unnecessary.

C Simultaneous branching

Consider the case where we wish to perform \bar{Z} and \bar{X} measurements on t different logical qubits in parallel, but the representatives we have chosen are overlapping. In this case, we can still brute-force branch the \bar{Z} logicals, say, but the \bar{X} logicals which overlapped with them will be deformed to have new support on the branch [38, App. F].

In particular, let $\{v_1, v_2, \dots, v_{t_Z}\}$ be the \bar{Z} logicals, and $V = \bigcup_i v_i$ be the union of data qubit support of these logicals.

Lemma C.1. *Let each \bar{X} logical w_j to be measured commute with each \bar{Z} logical contained in V . Then each \bar{X} logical can be deformed such that it picks up support in the first layer of the Z -type tree.*

Proof. There are two branches attached to V , one with support on u_1 and one on u_2 , with u_1 and u_2 the unions of support for the first $\lceil \frac{t}{2} \rceil$ logicals and the last $\lfloor \frac{t}{2} \rfloor$ respectively. We have $u_1 \subset V$ and $u_2 \subset V$. For the first branch, let ∂_1 be H_X restricted to u_1 . Then the first layer of the first branch is a Z layer, with a code from data qubits to Z checks given by ∂_1^\top .

An overlapping w_j will now anticommute with the Z checks in the first layer in correspondence with $w_j \cap V$. As w_j commutes with each logical in V , $w_j \cap u_1 \in \ker(\partial_1)^\perp$, and hence $w_j \cap u_1$ is in the column space of ∂_1^\top .

Therefore there is some set of new data qubits in the first layer such that extending w_j to these data qubits, i.e. applying X to those data qubits, turns off the Z checks in bijection with $w_j \cap u_1$. As the next layer is an X layer, there are no further anticommuting checks.

Repeating this procedure for the other branch gives a set of qubits in the first layer of that branch as well. \square

We can see that, in the best case, w_j only overlaps with u_1 and not u_2 , so only new qubits in one branch are added to the support of w_j ; in the worst case w_j could have substantial overlap with both subsets, and hence needs support on both branches. In the best case, the number of new qubits required is equal to the number of checks c which are applied to clean w_j from V ; in the worst case it could be $2c$.

Also observe that strictly speaking we do not need w_j to commute with every \bar{Z} logical in V : only each \bar{Z} logical in u_1 and u_2 . Therefore if the first layer of branching results in codes ∂_1 and ∂_2 which remove \bar{Z} logicals which w_j anticommuted with then the deformation to the first layer still applies.

Lemma C.2. *Let each \bar{X} logical w_j to be measured commute with each v_1, v_2, \dots, v_t . Then each \bar{X} logical can be deformed such that it picks up support in the Z -type tree.*

Proof. In this case there are some anticommuting \bar{Z} logicals contained in V , but w_j still commutes with the logicals to be measured.

When w_j commutes with every \bar{Z} logical u_1 and u_2 we can merely add support on the first layer as before.

When it does not, we can add support to the second layer of the first branch in bijection with $w_j \cap u_1$ to satisfy the Z checks in the first layer. This then anticommutes with the Z checks in the third layer. Continue until we have support extending through the tree, until at some layer every \bar{Z} logical which anticommuted with w_j has been removed. In the worst case we add the remaining support to w_j on the last Z layer, which is the penultimate layer of the tree, as the last layer is an X layer with only each v_i on leaves, and $[w_j, v_i] = 0$.

Then repeat this procedure for the other branch with support on u_2 . \square

Evidently in the worst case the \overline{X} logical w_j picks up support on $\mathcal{O}(t\omega \log t)$ new qubits.

We can then branch the deformed \overline{X} logicals to measure them separately, so in one logical Pauli measurement timestep we branch \overline{Z} logicals and \overline{X} logicals and then measure with gauging logical measurements. As the deformed \overline{X} logicals have no support on the leaves, this X -type branching leaves the \overline{Z} measurements unaffected.

Because the procedure may increase the weights of \overline{X} to be measured by $\mathcal{O}(t\omega \log t)$, and the procedure gives no clear method to measure \overline{Y} logical operators in parallel, we focus on the method of choosing a suitable basis and representatives for our logical operators which avoid overlap.

In finite-size practical cases, the fact that the representatives to be measured could be much smaller initially than those given by Lemma 3.4 could lead to branching with overlap being more efficient.

We argue that, as with the procedure described in the main body, the branches can be initialised simultaneously, at the same time as the data qubits required for gauging measurements, and the whole procedure performed with d timesteps in total while maintaining fault-distance d , but we do not prove this here.