

Extrapolation Merging: Keep Improving With Extrapolation and Merging

Yiguan Lin* Bin Xu* Yinghao Li Yang Gao†

School of Computer Science and Technology, Beijing Institute of Technology, Beijing, China
 {yglin,binxu,yhli,gyang}@bit.edu.cn

Abstract

Large Language Models (LLMs) require instruction fine-tuning to perform different downstream tasks. However, the instruction fine-tuning phase still demands significant computational resources and labeled data, lacking a paradigm that can improve model performance without additional computational power and data. Model merging aims to enhance performance by combining the parameters of different models, but the lack of a clear optimization direction during the merging process does not always guarantee improved performance. In this paper, we attempt to provide a clear optimization direction for model merging. We first validate the effectiveness of the model extrapolation method during the instruction fine-tuning phase. Then, we propose Extrapolation Merging, a paradigm that can continue improving model performance without requiring extra computational resources or data. Using the extrapolation method, we provide a clear direction for model merging, achieving local optimization search, and consequently enhancing the merged model’s performance. We conduct experiments on seven different tasks, and the results show that our method can consistently improve the model’s performance after fine-tuning.

1 Introduction

Large language models (LLMs) typically require an alignment phase to effectively understand and follow human instructions (Zhao et al., 2023). This phase often involves Supervised Fine-Tuning (SFT) and Reinforcement Learning from Human Feedback (RLHF) (Wei et al., 2022; Ouyang et al., 2022), both of which demand high-quality data for downstream tasks and significant computational resources (Kaplan et al., 2020; Hoffmann et al.,

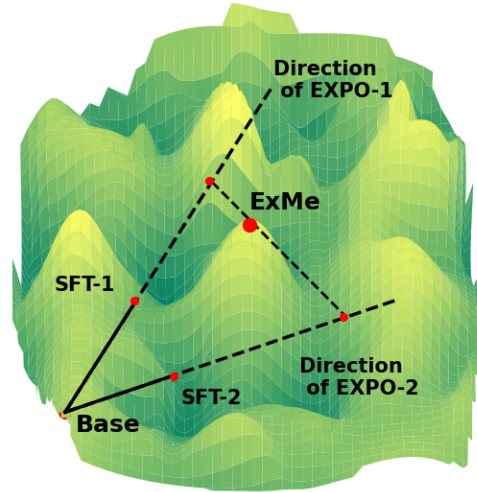


Figure 1: Overview of ExMe: ExMe process begins with a base model, from which SFT is conducted and the top two checkpoints with the best overall performance are selected. These SFT models are then extrapolated independently from the base model, resulting in two extrapolated models, EXPO-1 and EXPO-2. Finally, the two extrapolated models are directly weighted and merged, yielding the final merged model. In this figure, the color depth of the surface represents the model’s performance, with lighter colors indicating stronger performance.

2022). As a result, the current alignment process for large models lacks a paradigm that does not require additional data and computational power.

Recently, studies on *Model Merging* have demonstrated that it is possible to enhance model performance by simply merging weight, without the need for additional data or computational power (Jin et al., 2023; Ilharco et al., 2023). This offers a potential paradigm for model alignment. However, most current model merging strategies primarily emphasize hyperparameter search and the identification of redundant parameters (Yadav et al., 2023; Yu et al., 2023), with the performance of the merged model typically falling between the models

* These authors are both First Author.

† Corresponding author

being merged (Lin et al., 2024). These challenges create ambiguity in the merging process, leading to unpredictable outcomes in the merged model’s performance. Therefore, establishing a well-defined strategy for merging model weights is of critical importance.

Model Extrapolation (EXPO) (Zheng et al., 2024) is a method derived from model merging that similarly enhances model performance by adjusting parameter matrix without requiring additional data or training, offering a promising optimization direction for model merging. By employing an inverse strategy to model merging, model extrapolation views DPO/RLHF (Rafailov et al., 2023) models as the outcome of merging an SFT model with an unknown but more powerful model (EXPO Model), thereby enabling the inference of EXPO model’s parameters. Therefore, the higher-performing models obtained through extrapolation can serve as the foundational starting points for model merging. However, determining how to select the appropriate model checkpoints using the extrapolation method remains a challenge that needs to be addressed.

However, model extrapolation only optimizes on a single direction of model optimization, without considering the potential multiple optimization paths of the model during training. If only a model checkpoint from a single optimization path is selected for model merging, the model is prone to getting stuck in a local optimum region. Furthermore, since the DPO/RLHF training phase uses a model that has already been through SFT, the model parameters after this phase are already in a relatively optimal position, leading to a narrower optimization direction for DPO/RLHF on this model. Contrastly, if extrapolation is employed based on the base model during the SFT phase and multiple optimization paths are considered, it would provide a broader optimization space for the model and enable model merging based on these optimization paths, thereby stabilizing the achievement of a model with better performance

In this paper, we propose a paradigm for model alignment that can be achieved without additional data or computational power, called **Extrapolation Merging (ExMe)**, which integrates model extrapolation and merging methods. This approach enhances model performance comprehensively by adjusting model parameters alone. As illustrated in Figure 1, we apply extrapolation during the SFT stage to generate models optimized in different di-

rections, and then merge these models. Specifically, we begin by fine-tuning the base model to obtain multiple SFT models, which are considered the result of merging the base model with an unknown but more powerful model. By applying the extrapolation method during the SFT stage, we obtain models with superior performance, thereby validating the effectiveness of the extrapolation approach on the SFT stage. Furthermore, after determining multiple optimization directions using the extrapolation method, we select the two best-performing models as the starting points for model merging. This approach yields a merged model with higher comprehensive performance across different optimization directions. Our contributions are as follows:

- We validate the effectiveness of model extrapolation on the SFT stage.
- We provide a clear and effective optimization direction for model merging.
- We propose a simple new paradigm for model alignment that does not require additional computational power or data, ExMe, that enhances model performance by adjusting model weight without relying on additional fine-tuning data or training.

2 Related Work

2.1 Supervised Fine-Tuning of LLMs

Supervised Fine-Tuning (SFT) fine-tune the pre-trained LLMs on a labeled dataset, utilizing labeled datasets with task-specific input-output pairs (Chung et al., 2022). This process enhances the model’s ability to generate accurate and contextually relevant responses tailored to the specific task, such as question-answering, summarization, and translation. However, LoRA (Hu et al., 2022) discovered that when LLMs are adapted for specific tasks, the parameter matrices are often over-parameterized, with typically high dimensions but a low intrinsic rank. To address this issue, LoRA proposes integrating low-rank decomposition matrices into the parameter matrices of pre-trained LLMs to approximate parameter updates at each layer, thereby reducing the number of parameters needed to fine-tune downstream tasks. Compared to full-parameter fine-tuning, LoRA significantly reduces the computational cost while maintaining model performance, and has been widely adopted

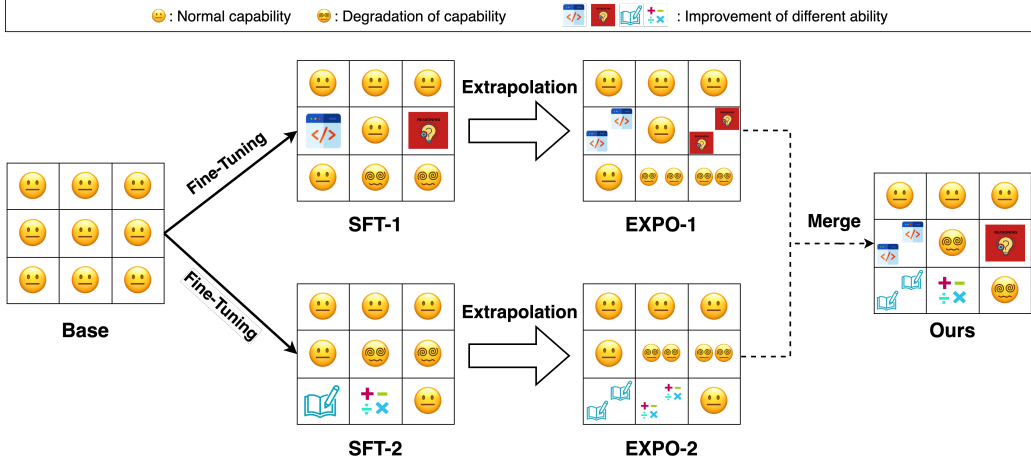


Figure 2: Three stages of ExMe: In the fine-tuning stage, after the base model is fine-tuned, a series of checkpoints are generated, from which the two SFT models with the best overall performance are selected for the next stage of extrapolation. In the extrapolation stage, each of these SFT models emphasizes different capabilities, which are further amplified in the best two directions. In the merging stage, the merging process balances the strengths and mitigates the weaknesses of the two extrapolated models, resulting in improved overall performance.

for parameter-efficient fine-tuning of open-source LLMs.

2.2 Model Merging and Model Extrapolation

Model merging has emerged as a research trend in recent years, aiming to leverage existing models with different capabilities to efficiently create a unified model with diverse capabilities by adjusting weight parameters. Model averaging (Wortsman et al., 2022) is a common method for model merging, constructing the merged model by averaging the weight parameters of different models. Weighted merging assigns different weights to the models involved, with Fisher-merging employing the Fisher information matrix to determine the optimal merging hyperparameters (Matena and Raffel, 2022). Bayesian search (Liu et al., 2024) begins with a series of pre-trained checkpoints and uses Bayesian optimization to find the optimal merging hyperparameters. MoLE (Wu et al., 2024) approaches merging within a single model, treating each trained LoRA as an independent expert, controlling hierarchical weights by integrating a learnable gating function within each layer to learn the optimal weight combinations for different objectives. DARE (Yu et al., 2023) points out that the delta parameters of various SFT models (the disparity between SFT and pre-trained parameters) are highly redundant, and thus employs DARE to eliminate redundant incremental parameters in each model before merging them. However, these model merging methods often overlook the optimization

direction of parameters.

Model extrapolation, derived from weighted merging, adopts a reverse approach by treating the DPO/RLHF model as an interpolated result between an SFT model and a stronger model, thereby facilitating the extrapolation of a more powerful model from the SFT model and the existing DPO/RLHF model.

Unlike traditional model merging methods, model extrapolation considers the optimization direction of parameters, using human preference data to guide parameter adjustments and linearly amplifying the effects of reinforcement learning on these adjustments. However, model extrapolation has so far demonstrated effectiveness primarily between SFT models and DPO/RLHF models.

3 Method

In this section, we first introduce the mechanisms of model merging and extrapolation methods. We then conclude by presenting our ExMe method, which is derived from these two approaches.

3.1 Model Merging

Model merging aims to utilize multiple distinct model checkpoints by applying mathematical operations, such as weighted merging, to merge them into a unified model that consolidates the strengths of each. This technique is capable of efficiently enhancing model performance. Formally, let $\Theta_1, \Theta_2, \dots, \Theta_t$ represent t checkpoints with the same architecture. The linear combination of these

model checkpoints in the parameter space can be expressed in the following form, which is a general weighted merging formula:

$$\Theta_{merged} = \sum_{i=1}^t \lambda_i \Theta_i \quad \text{s.t.} \quad \sum_{i=1}^t \lambda_i = 1 \quad (1)$$

where $\lambda_i \in [0, 1]$ represents the weight of the i -th model checkpoint involved in the merging process, and Θ_{merged} represents the merged model resulting from the merging process.

Merging more models does not necessarily improve the performance of the merged model. Previous studies have shown that when merging checkpoints from models with the same architecture, the performance of the merged model often declines as the number of models involved increases. Typically, merging two models yields the best results (Liu et al., 2024). Therefore, this paper employs a strategy of merging only two checkpoints, and equation 1 can be rewritten as:

$$\Theta_{merged} = \lambda \Theta_1 + (1 - \lambda) \Theta_2 \quad (2)$$

where $\lambda \in [0, 1]$ represents the weight of Θ_1 , and $1 - \lambda$ represents the weight of Θ_2 in the merging process.

3.2 Model Extrapolation

Model extrapolation is a variant of model merging techniques that exploits parameter trends between a weaker and a stronger model to extrapolate a more powerful model. Formally, let Θ_{weak} represents the weaker model and Θ_{strong} represents the stronger model. The stronger model Θ_{strong} can be seen as the result of merging Θ_{weak} with an unknown but more powerful model, denoted as Θ_{EXPO} , according to Equation 2 that can be rewritten as:

$$\Theta_{strong} = \lambda \Theta_{EXPO} + (1 - \lambda) \Theta_{weak} \quad (3)$$

Then by substituting equation 3, we can obtain:

$$\Theta_{EXPO} = \frac{\Theta_{strong} - (1 - \lambda) \Theta_{weak}}{\lambda} \quad (4)$$

$$= \frac{1}{\lambda} \Theta_{strong} - \frac{1 - \lambda}{\lambda} \Theta_{weak} \quad (5)$$

Let the extrapolation hyperparameter $\alpha = \frac{1}{\lambda} - 1$, then equation 5 can be further simplified to the following form:

$$\Theta_{EXPO} = \Theta_{strong} + \alpha (\Theta_{strong} - \Theta_{weak}) \quad (6)$$

3.3 ExMe

ExMe is a method that guides parameter optimization through extrapolation and employs standard model merging techniques to refine the extrapolated model.

ExMe begins by fine-tuning the base model to obtain a series of SFT models, denoted as Θ_{ckpt_1} to Θ_{ckpt_n} . Next, a comprehensive evaluation of the saved SFT models is conducted, and the top two models with the best overall capabilities are selected, denoted as Θ_{SFT-1} and Θ_{SFT-2} .

Next, by applying the model extrapolation on SFT stage, we treat the SFT model and base model as the aforementioned strong and weak model, respectively. According to Equation 6, we can obtain several extrapolated models by manually setting different extrapolation hyperparameters. Then we select two extrapolated models with the best overall performance, denoted as Θ_{EXPO-1} and Θ_{EXPO-2} , as shown in the following equations:

$$\Theta_{EXPO-1} = \Theta_{SFT-1} + \alpha_1 (\Theta_{SFT-1} - \Theta_{base}) \quad (7a)$$

$$\Theta_{EXPO-2} = \Theta_{SFT-2} + \alpha_2 (\Theta_{SFT-2} - \Theta_{base}) \quad (7b)$$

Finally, by adjusting various merging hyperparameter β , we merge Θ_{EXPO-1} and Θ_{EXPO-2} according to Equation 2, leading to several candidate models, which is formulated as:

$$\Theta_{ExMe} = \beta \Theta_{EXPO-1} + (1 - \beta) \Theta_{EXPO-2} \quad (8)$$

where $\beta \in [0, 1]$ represents the weight of Θ_{EXPO-1} , and $1 - \beta$ represents the weight of Θ_{EXPO-2} in the merging process. After evaluating these candidate models, we select the best performing one as the final ExMe model.

4 Experiments

4.1 Pipeline

We present the pipeline of the ExMe method in Figure 2, which consists of three stages: Supervised Fine-Tuning, Extrapolation, and Merging.

SFT Stage We first fine-tune the base model using an instruction-following dataset, then evaluate a series of SFT models and select the top two models based on their overall performance. As shown in Figure 2, SFT-1 and SFT-2 represent the selected models.

Extrapolation Stage Based on equations 7a and 7b, the selected SFT models, SFT-1 and SFT-2,

Model	Optimal hyperparameters	CMMLU 5-shot	C-Eval 5-shot	HumanEval pass@1	GSM8K	GaoKaoBench	Average
Qwen2-7B							
Base	-	83.10	82.71	56.10	22.29	51.57	59.15
SFT-1	-	80.68	82.78	67.68	41.62	65.21	67.60
SFT-2	-	80.77*	83.38*	67.68*	42.76*	65.92*	68.10*
Weighted Merging	$\lambda = 0.2$	80.76	83.46	67.68	43.29	65.97	68.23
Ties	-	80.75	83.54	67.68	42.68	66.04	68.14
DARE	-	80.81	83.33	67.68	41.02	66.03	67.77
EXPO-1	$\alpha = 0.5$	79.93	82.44	67.68	58.26	66.29	70.92
EXPO-2	$\alpha = 0.1$	80.54	83.27	67.68	46.40	66.96	68.97
ExMe	$\beta = 0.1$	79.90	82.56	67.68	60.80	65.71	71.33
Qwen1.5-14B							
Base	-	76.53	76.68	63.41	61.18	44.22	64.40
SFT-1	-	76.03*	77.05*	64.02*	63.38*	67.60	69.61*
SFT-2	-	75.83	76.89	60.36	63.31	70.29*	69.33
Weighted Merging	$\lambda = 0.4$	75.93	77.07	63.46	63.46	68.41	69.67
Ties	-	76.01	77.15	62.20	63.76	63.76	68.58
DARE	-	76.04	77.47	61.59	63.91	67.49	69.30
EXPO-1	$\alpha = 0.4$	75.44	77.27	60.36	64.14	80.42	71.52
EXPO-2	$\alpha = 0.3$	75.57	77.14	62.19	63.76	80.16	71.76
ExMe	$\beta = 0.1$	75.46	77.39	64.63	64.82	80.08	72.48

Table 1: This table shows the scores of Qwen2-7B, Qwen1.5-14B using different methods. * indicates the highest individual score among the two SFT models.

are extrapolated with the base model using manually set values of $\alpha \in \{0.1, 0.2, \dots, 0.5\}$. The two extrapolated models with the best overall performance, shown in Figure 2 as Extrapolated-1 and Extrapolated-2, are then selected to be utilized in the model merging stage.

Merging Stage Finally, based on equation 8, we merge the two selected extrapolated models with the manually set merging hyperparameter $\beta \in \{0.1, 0.2, \dots, 0.9\}$. Then we evaluate these merged models to select the one with the best overall performance as the final ExMe model.

4.2 Models

We conduct test experiments across models of different scales, specifically 7B, 8B, 12B, and 14B. The following representative models are selected as base models for our experiments: Qwen2-7B (Yang et al., 2024), Meta-Llama-3-8B (AI@Meta, 2024), Mistral-Nemo-Base-2407 (AI, 2024), Qwen1.5-14B (Team, 2024).

4.3 Datasets

We use alpaca-gpt4-data-zh and alpaca-gpt4-data-en (Peng et al., 2023) as the SFT dataset. These datasets, generated by GPT-4, contain 52K high-quality instruction data. For the Chinese LLMs (Qwen2-7B and Qwen1.5-14B), we use alpaca_gpt4_data_zh for SFT and for the English

LLMs (Meta-Llama-3-8B and Mistral-Nemo-Base-2407), we use alpaca_gpt4_data_en.

4.4 Evaluation

We evaluate the capabilities of the LLMs using OpenCompass (Contributors, 2023), an integrated evaluation framework that includes various mainstream evaluation datasets. In the three stages of ExMe, we use the same dataset to evaluate LLMs. To conduct a more comprehensive evaluation of the capabilities of these models, we select the following seven benchmark datasets: **GSM8K** (Cobbe et al., 2021); **MATH** (Hendrycks et al., 2021b); **HumanEval** (Chen et al., 2021); **MMLU** (Hendrycks et al., 2021a); **CMMLU** (Li et al., 2023); **C-Eval** (Huang et al., 2023); **GaoKaoBench** (Zhang et al., 2023)

5 Results and Analysis

5.1 Overview

The main results are shown in Table 1 and Table 2, which presents the scores of four base models evaluated across multiple datasets after undergoing SFT, Weighted Merging, Ties-Merging, DARE-Merging, Model Extrapolation, and Extrapolation Merging respectively.

Compared with other merging methods, ExMe has the greatest improvement in the comprehensive ability of the model. As we can see, Qwen2-

Model	Optimal hyperparameters	MMLU	MATH	HumanEval pass@1	GSM8K	GaoKaoBench	Average
Meta-Llama-3-8B							
Base	-	64.9	13.42	33.50	56.03	20.24	37.62
SFT-1	-	64.30	16.02*	38.41	60.58	24.57	40.78
SFT-2	-	64.50*	15.48	41.46*	60.73*	25.82*	41.60*
Weighted Merging	$\lambda = 0.1$	64.40	15.62	44.51	60.73	24.82	42.02
Ties	-	64.50	15.46	43.29	60.73	25.69	41.93
DARE	-	64.40	15.58	43.90	60.12	26.08	42.02
EXPO-1	$\alpha = 0.3$	63.90	16.24	45.73	60.58	24.53	42.20
EXPO-2	$\alpha = 0.4$	63.90	15.40	45.12	61.17	24.69	42.06
ExMe	$\beta = 0.2$	63.90	16.16	46.95	60.73	26.39	42.83
Mistral-Nemo-Base-2407							
Base	-	63.10	16.66	50.61	58.76	21.80	42.19
SFT-1	-	64.10	16.46*	53.66	66.19*	42.51*	48.58*
SFT-2	-	64.30*	15.92	54.27*	66.03	42.14	45.53
Weighted Merging	$\lambda = 0.2$	64.50	16.34	53.05	66.19	42.58	48.53
Ties	-	64.30	15.94	48.17	66.26	43.31	47.60
DARE	-	64.20	15.64	49.39	66.94	43.94	48.02
EXPO-1	$\alpha = 0.5$	64.50	16.26	56.10	65.28	41.82	48.79
EXPO-2	$\alpha = 0.1$	64.40	15.70	54.27	65.50	42.20	48.41
ExMe	$\beta = 0.1$	64.50	16.78	56.10	65.43	42.63	49.09

Table 2: This table shows the scores of Meta-Llama-3-8B, and Mistral-Nemo-Base-2407 using different methods. * indicates the highest individual score among the two SFT models.

7B improves by 3.23 points (4.7%), Qwen1.5-14B by 2.87 points (4.1%), Meta-Llama-3-8B by 1.23 points (2.9%), and Mistral-Nemo-Base-2407 by 0.51 points (1.0%), collectively demonstrating that ExMe achieves the highest overall performance across all four models. Additionally, ExMe secures the best scores in several individual metrics. For example, on the HumanEval benchmark, ExMe reaches the optimal value across all four models. Compared to the SFT models, it maintains parity with the optimal value on Qwen2-7B and improves the scores on the other three models by 0.61 points (1.0%), 5.49 points (13.2%), and 1.83 points (3.3%), respectively.

ExMe enhances the overall performance of the model, rather than individual capabilities. As we can see from Table 1 and Table 2, ExMe improves the overall performance of the model, but it does not achieve consistent improvements across individual capabilities, especially in areas that decline after SFT. For instance, Qwen2-7B declines by 2.33 points, and Qwen1.5-14B declines by 0.5 points in CMMLU separately. Meta-Llama-3-8B declines by 0.4 points in MMLU, and Mistral-Nemo-Base-2407 declines by 0.2 points in MATH. ExMe successfully reverses the decline in Mistral-Nemo-Base-2407 (with an increase of 0.32 points) but causes additional declines in the other three models by 0.87 points, 0.57 points, and 0.60 points, respectively. We attribute this issue

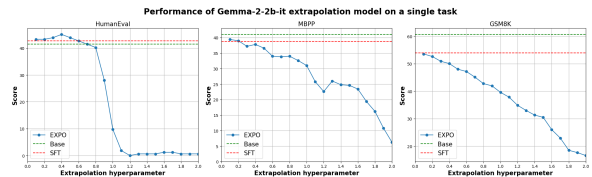


Figure 3: The extrapolation model of the gemma-2-2b-it model on HumanEval, MBPP, and GSM8K.

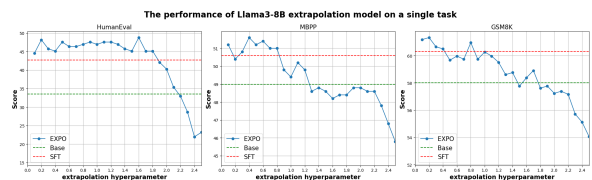


Figure 4: The extrapolation model of the Llama3-8B model on HumanEval, MBPP, and GSM8K.

to the instructional style of the SFT datasets, as the alpaca-gpt4-data-zh/en dataset is more aligned with dialogue-based question-answering, while these benchmarks mostly involve multiple-choice or multi-select questions. The lack of diversity in SFT data diminishes the model’s ability to handle multiple-choice questions, and our method does not fundamentally address this issue.

5.2 Extrapolation Stage Analysis

We validate the usefulness of the model extrapolation method in the SFT phase from the perspectives of both individual performance and overall perfor-

mance. We first verify the usefulness of the model extrapolation method in the fine-tuning stage. During the fine-tuning stage, we select the checkpoints of the fine-tuning model as strong models and the base model as weak models for model extrapolation.

Model extrapolation is affected by parameter changes during the fine-tuning phase and has performance limits. As shown in Figure 3 and Figure 4, when the performance of the SFT model is better than that of the base model, the performance of the extrapolation model shows a trend of first increasing and then decreasing with the expansion of the extrapolation coefficient. Compared with the SFT model, the extrapolation model of gemma-2-2b-it has a maximum improvement of 2.44 points on HumanEval, and the extrapolation model of Llama3-8B has a maximum improvement of 5.49 points on HumanEval, 1.00 points on MBPP, and 1.0 point on GSM8K. This indicates that the extrapolation method itself has limitations; When the performance of the SFT model is weaker than that of the base model, as shown in Figure 3, the performance of the extrapolation model of gemma-2-2b-it on MBPP and GSM8K always shows a downward trend with the expansion of the extrapolation coefficient, and is inferior to the two models involved in extrapolation. This indicates that extrapolation methods can to some extent expand the impact of fine-tuning on model performance, resulting in greater performance improvements or performance degradation.

When considering overall performance, model extrapolation methods are also effective. As shown in Figure 5. In the extrapolation results of the seven SFT models, we identify suitable extrapolation hyperparameters that enhance the overall performance of the extrapolated models beyond that of the original SFT models. Remarkably, for four of the SFT models, the overall performance of all extrapolated models is better than that of the original SFT model after extrapolation. The extrapolation fails only in one case of the base model Mistral-Nemo-Base-2407.

5.3 Merging Stage Analysis

In this section, we illustrate the effectiveness of ExMe by analyzing the experimental results from the merging stage. Additionally, we examine the impact of the merging hyperparameter β on the overall performance of all candidate models dur-

ing the merging stage of ExMe, as illustrated in Figure 6.

Most candidate models outperform the SFT models involved in the merging stage. Except for the results of Mistral-Nemo-Base-2407 where only two candidate models ($\beta = 0.1$ and $\beta = 0.7$) outperform the SFT model, all other 27 candidate models in the remaining three models outperform the SFT models. Among them, 17 candidate models exhibit an overall performance improvement exceeding 2%, and 7 candidate models show an improvement exceeding 3%. This indicates that ExMe offers a relatively consistent improvement in model performance.

Models merged with the smallest β value usually perform the best overall performance. The optimal β for Meta-Llama-3-8B is 0.2, while the optimal β for the other three models is 0.1. This suggests that assigning a greater value to the merging hyperparameter for the extrapolated model with better overall performance is more likely to result in a superior model. We believe this is due to the weaker extrapolated model adjusting the parameters of the stronger extrapolated model to achieve better performance.

As β increases, the model’s performance shows a fluctuating downward trend. The performance of all four models exhibits a generally downward trend with fluctuations as β increases. This phenomenon is particularly evident for Qwen2-7B, where the trend is clearly monotonic. We believe this is due to the obvious performance gap between the two extrapolated models being merged, with an average difference of 1.95 points, compared to differences of 0.14, 0.378, and 0.238 points for the other three models. When there is a obvious performance gap between the two models being merged, a monotonic trend is more likely to be observed. This observation is consistent with the findings in Bayesian search (Liu et al., 2024).

5.4 Comparison of ExMe with Other Methods

We compare ExMe with other model merging methods from multiple perspectives, and our experimental results show that ExMe not only improves model performance but also offers advantages in other areas.

ExMe demonstrates greater robustness. As shown in Table 1 and Table 2, model extrapolation leads to a decrease of 3.66 points in

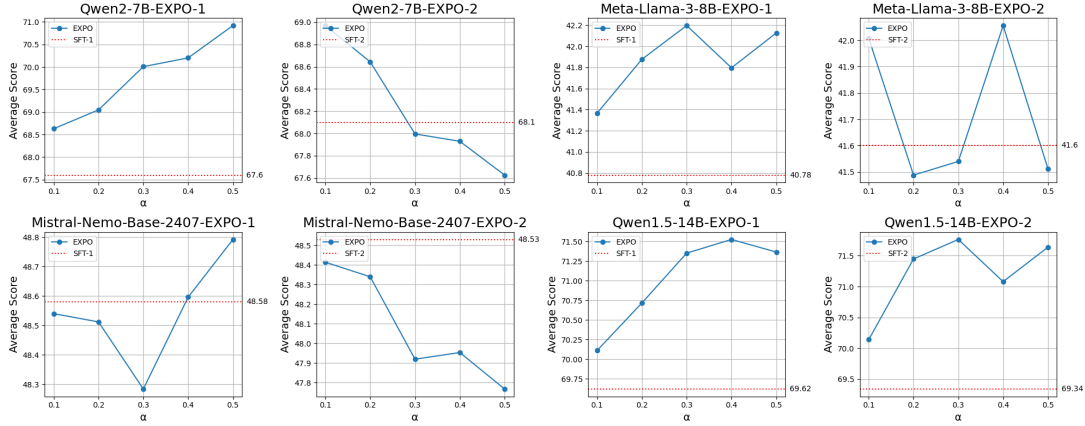


Figure 5: This figure shows the impact of the extrapolation hyperparameter α on the performance of the extrapolated models across four different models, where each of the eight selected SFT models is extrapolated from the base model. The blue line represents the performance of the extrapolated models, while the red dashed line indicates the performance of the SFT models involved in the extrapolation.

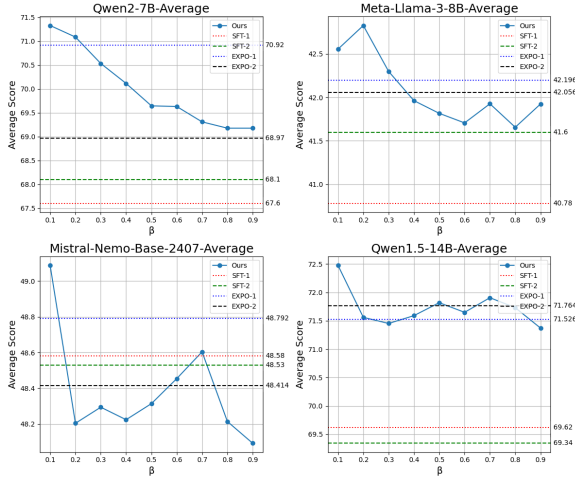


Figure 6: This figure illustrates the impact of different merging hyperparameters β on the overall performance of candidate models across four different models, where a smaller β indicates a greater weight assigned to the better-performing extrapolated model during merging. The four dashed lines in the figure represent the selected models: SFT-1, SFT-2, EXPO-1, and EXPO-2.

HumanEval for Qwen1.5-14B, 1.29 points in GaoKaoBench for Meta-Llama-3-8B, 0.76 points in MATH for Mistral-Nemo-Base-2407, and 0.69 points in GaoKaoBench for the same model. In contrast, ExMe not only mitigates this downward trend but also achieves the best scores in individual tasks. Compared to the SFT models involved in the merging, it shows an improvement of 0.61 points, 0.57 points, 0.32 points, and 0.12 points, respectively. This demonstrates that ExMe exhibits greater robustness, balancing performance improvement and the stability of the approach itself.

ExMe balances the strengths and weaknesses of two extrapolated models. From Table 2, we observe that for Meta-Llama-3-8B, EXPO-1 performs the best performance on MATH, while EXPO-2 excels on GSM8K. Both models demonstrate equivalent capabilities on MMLU. ExMe combines the strengths of both models, achieving balanced performance across GSM8K, MATH, and MMLU (at least stronger than the weaker of the two extrapolated models). Notably, for HumanEval and GaoKaoBench, ExMe surpasses the limits of individual model extrapolation, improving the scores by 1.22 and 1.7 points, respectively. Similarly, this pattern manifests in other models.

6 Conclusion

In this work, we apply model extrapolation to the SFT stage, we find that model extrapolation can leverage base models and SFT models to create better-performing models. In addition, we explore how different extrapolation hyperparameters affect the performance of the extrapolated models.

Furthermore, building on the effectiveness of model extrapolation, we propose a simple and effective model merging strategy called ExMe. ExMe provides a clear direction for model merging based on extrapolation in SFT stage and can reliably enhance model performance after SFT without requiring any additional training.

Our experiments validate the effectiveness of ExMe, demonstrating that it provides greater improvements in overall model performance and robustness compared to other merging methods.

7 Limitation

Our work primarily relies on model merging and model extrapolation methods, both of which lack rigorous mathematical proofs. While we have experimentally validated the effectiveness of these methods, mathematical proofs have not been provided. In our approach, both the model extrapolation and merging phases involve all parameters in the process, without identifying or addressing the impact of redundant parameters. This represents a potential direction for future optimization.

References

- Mistral AI. 2024. Mistral nemo: A new breakthrough in ai research. <https://mistral.ai/news/mistral-nemo/>. Accessed: 2024-08-05.
- AI@Meta. 2024. [Llama 3 model card](#).
- Mark Chen, Jerry Tworek, Heewoo Jun, Qiming Yuan, Henrique Pondé de Oliveira Pinto, Jared Kaplan, Harrison Edwards, Yuri Burda, Nicholas Joseph, Greg Brockman, Alex Ray, Raul Puri, Gretchen Krueger, Michael Petrov, Heidy Khlaaf, Girish Sastry, Pamela Mishkin, Brooke Chan, Scott Gray, Nick Ryder, Mikhail Pavlov, Alethea Power, Lukasz Kaiser, Mohammad Bavarian, Clemens Winter, Philippe Tillet, Felipe Petroski Such, Dave Cummings, Matthias Plappert, Fotios Chantzis, Elizabeth Barnes, Ariel Herbert-Voss, William Hebgen Guss, Alex Nichol, Alex Paino, Nikolas Tezak, Jie Tang, Igor Babuschkin, Suchir Balaji, Shantanu Jain, William Saunders, Christopher Hesse, Andrew N. Carr, Jan Leike, Joshua Achiam, Vedant Misra, Evan Morikawa, Alec Radford, Matthew Knight, Miles Brundage, Mira Murati, Katie Mayer, Peter Welinder, Bob McGrew, Dario Amodei, Sam McCandlish, Ilya Sutskever, and Wojciech Zaremba. 2021. [Evaluating large language models trained on code](#). *CoRR*, abs/2107.03374.
- Hyung Won Chung, Le Hou, Shayne Longpre, Barret Zoph, Yi Tay, William Fedus, Eric Li, Xuezhi Wang, Mostafa Dehghani, Siddhartha Brahma, Albert Webson, Shixiang Shane Gu, Zhuyun Dai, Mirac Suzgun, Xinyun Chen, Aakanksha Chowdhery, Sharan Narang, Gaurav Mishra, Adams Yu, Vincent Y. Zhao, Yanping Huang, Andrew M. Dai, Hongkun Yu, Slav Petrov, Ed H. Chi, Jeff Dean, Jacob Devlin, Adam Roberts, Denny Zhou, Quoc V. Le, and Jason Wei. 2022. [Scaling instruction-finetuned language models](#). *CoRR*, abs/2210.11416.
- Karl Cobbe, Vineet Kosaraju, Mohammad Bavarian, Mark Chen, Heewoo Jun, Lukasz Kaiser, Matthias Plappert, Jerry Tworek, Jacob Hilton, Reiichiro Nakano, Christopher Hesse, and John Schulman. 2021. [Training verifiers to solve math word problems](#). *CoRR*, abs/2110.14168.
- OpenCompass Contributors. 2023. Opencompass: A universal evaluation platform for foundation models. <https://github.com/open-compass/opencompass>.
- Dan Hendrycks, Collin Burns, Steven Basart, Andy Zou, Mantas Mazeika, Dawn Song, and Jacob Steinhardt. 2021a. [Measuring massive multitask language understanding](#). In *9th International Conference on Learning Representations, ICLR 2021, Virtual Event, Austria, May 3-7, 2021*. OpenReview.net.
- Dan Hendrycks, Collin Burns, Saurav Kadavath, Akul Arora, Steven Basart, Eric Tang, Dawn Song, and Jacob Steinhardt. 2021b. [Measuring mathematical problem solving with the MATH dataset](#). In *Proceedings of the Neural Information Processing Systems Track on Datasets and Benchmarks 1, NeurIPS Datasets and Benchmarks 2021, December 2021, virtual*.
- Jordan Hoffmann, Sebastian Borgeaud, Arthur Mensch, Elena Buchatskaya, Trevor Cai, Eliza Rutherford, Diego de Las Casas, Lisa Anne Hendricks, Johannes Welbl, Aidan Clark, Tom Hennigan, Eric Noland, Katie Millican, George van den Driessche, Bogdan Damoc, Aurelia Guy, Simon Osindero, Karen Simonyan, Erich Elsen, Jack W. Rae, Oriol Vinyals, and Laurent Sifre. 2022. [Training compute-optimal large language models](#). *CoRR*, abs/2203.15556.
- Edward J. Hu, Yelong Shen, Phillip Wallis, Zeyuan Allen-Zhu, Yuanzhi Li, Shean Wang, Lu Wang, and Weizhu Chen. 2022. [Lora: Low-rank adaptation of large language models](#). In *The Tenth International Conference on Learning Representations, ICLR 2022, Virtual Event, April 25-29, 2022*. OpenReview.net.
- Yuzhen Huang, Yuzhuo Bai, Zhihao Zhu, Junlei Zhang, Jinghan Zhang, Tangjun Su, Junteng Liu, Chuancheng Lv, Yikai Zhang, Jiayi Lei, Yao Fu, Maosong Sun, and Junxian He. 2023. [C-eval: A multi-level multi-discipline chinese evaluation suite for foundation models](#). In *Advances in Neural Information Processing Systems 36: Annual Conference on Neural Information Processing Systems 2023, NeurIPS 2023, New Orleans, LA, USA, December 10 - 16, 2023*.
- Gabriel Ilharco, Marco Túlio Ribeiro, Mitchell Wortsman, Ludwig Schmidt, Hannaneh Hajishirzi, and Ali Farhadi. 2023. [Editing models with task arithmetic](#). In *The Eleventh International Conference on Learning Representations, ICLR 2023, Kigali, Rwanda, May 1-5, 2023*. OpenReview.net.
- Xisen Jin, Xiang Ren, Daniel Preotiuc-Pietro, and Pengxiang Cheng. 2023. [Dataless knowledge fusion by merging weights of language models](#). In *The Eleventh International Conference on Learning Representations, ICLR 2023, Kigali, Rwanda, May 1-5, 2023*. OpenReview.net.
- Jared Kaplan, Sam McCandlish, Tom Henighan, Tom B. Brown, Benjamin Chess, Rewon Child, Scott Gray,

- Alec Radford, Jeffrey Wu, and Dario Amodei. 2020. [Scaling laws for neural language models](#). *CoRR*, abs/2001.08361.
- Haonan Li, Yixuan Zhang, Fajri Koto, Yifei Yang, Hai Zhao, Yeyun Gong, Nan Duan, and Timothy Baldwin. 2023. [CMMLU: measuring massive multitask language understanding in chinese](#). *CoRR*, abs/2306.09212.
- Yong Lin, Hangyu Lin, Wei Xiong, Shizhe Diao, Jianmeng Liu, Jipeng Zhang, Rui Pan, Haoxiang Wang, Wenbin Hu, Hanning Zhang, Hanze Dong, Renjie Pi, Han Zhao, Nan Jiang, Heng Ji, Yuan Yao, and Tong Zhang. 2024. [Mitigating the alignment tax of rlhf](#). *Preprint*, arXiv:2309.06256.
- Deyuan Liu, Zecheng Wang, Bingning Wang, Weipeng Chen, Chunshan Li, Zhiying Tu, Dianhui Chu, Bo Li, and Dianbo Sui. 2024. [Checkpoint merging via bayesian optimization in LLM pretraining](#). *CoRR*, abs/2403.19390.
- Michael Matena and Colin Raffel. 2022. [Merging models with fisher-weighted averaging](#). In *Advances in Neural Information Processing Systems 35: Annual Conference on Neural Information Processing Systems 2022, NeurIPS 2022, New Orleans, LA, USA, November 28 - December 9, 2022*.
- Long Ouyang, Jeffrey Wu, Xu Jiang, Diogo Almeida, Carroll L. Wainwright, Pamela Mishkin, Chong Zhang, Sandhini Agarwal, Katarina Slama, Alex Ray, John Schulman, Jacob Hilton, Fraser Kelton, Luke Miller, Maddie Simens, Amanda Askell, Peter Welinder, Paul F. Christiano, Jan Leike, and Ryan Lowe. 2022. [Training language models to follow instructions with human feedback](#). In *Advances in Neural Information Processing Systems 35: Annual Conference on Neural Information Processing Systems 2022, NeurIPS 2022, New Orleans, LA, USA, November 28 - December 9, 2022*.
- Baolin Peng, Chunyuan Li, Pengcheng He, Michel Galley, and Jianfeng Gao. 2023. [Instruction tuning with gpt-4](#). *arXiv preprint arXiv:2304.03277*.
- Rafael Rafailov, Archit Sharma, Eric Mitchell, Christopher D. Manning, Stefano Ermon, and Chelsea Finn. 2023. [Direct preference optimization: Your language model is secretly a reward model](#). In *Advances in Neural Information Processing Systems 36: Annual Conference on Neural Information Processing Systems 2023, NeurIPS 2023, New Orleans, LA, USA, December 10 - 16, 2023*.
- Qwen Team. 2024. [Introducing qwen1.5](#).
- Jason Wei, Maarten Bosma, Vincent Y. Zhao, Kelvin Guu, Adams Wei Yu, Brian Lester, Nan Du, Andrew M. Dai, and Quoc V. Le. 2022. [Finetuned language models are zero-shot learners](#). In *The Tenth International Conference on Learning Representations, ICLR 2022, Virtual Event, April 25-29, 2022*. OpenReview.net.
- Mitchell Wortsman, Gabriel Ilharco, Samir Yitzhak Gadre, Rebecca Roelofs, Raphael Gontijo Lopes, Ari S. Morcos, Hongseok Namkoong, Ali Farhadi, Yair Carmon, Simon Kornblith, and Ludwig Schmidt. 2022. [Model soups: averaging weights of multiple fine-tuned models improves accuracy without increasing inference time](#). In *International Conference on Machine Learning, ICML 2022, 17-23 July 2022, Baltimore, Maryland, USA*, volume 162 of *Proceedings of Machine Learning Research*, pages 23965–23998. PMLR.
- Xun Wu, Shaohan Huang, and Furu Wei. 2024. [Mixture of lora experts](#). In *The Twelfth International Conference on Learning Representations, ICLR 2024, Vienna, Austria, May 7-11, 2024*. OpenReview.net.
- Prateek Yadav, Derek Tam, Leshem Choshen, Colin A. Raffel, and Mohit Bansal. 2023. [Ties-merging: Resolving interference when merging models](#). In *Advances in Neural Information Processing Systems 36: Annual Conference on Neural Information Processing Systems 2023, NeurIPS 2023, New Orleans, LA, USA, December 10 - 16, 2023*.
- An Yang, Baosong Yang, Binyuan Hui, Bo Zheng, Bowen Yu, Chang Zhou, Chengpeng Li, Chengyuan Li, Dayiheng Liu, Fei Huang, Guanting Dong, Haoran Wei, Huan Lin, Jialong Tang, Jialin Wang, Jian Yang, Jianhong Tu, Jianwei Zhang, Jianxin Ma, Jin Xu, Jingren Zhou, Jinze Bai, Jinzheng He, Junyang Lin, Kai Dang, Keming Lu, Keqin Chen, Kexin Yang, Mei Li, Mingfeng Xue, Na Ni, Pei Zhang, Peng Wang, Ru Peng, Rui Men, Ruize Gao, Runji Lin, Shijie Wang, Shuai Bai, Sinan Tan, Tianhang Zhu, Tianhao Li, Tianyu Liu, Wenbin Ge, Xiaodong Deng, Xiaohuan Zhou, Xingzhang Ren, Xinyu Zhang, Xipin Wei, Xuancheng Ren, Yang Fan, Yang Yao, Yichang Zhang, Yu Wan, Yunfei Chu, Yuqiong Liu, Zeyu Cui, Zhenru Zhang, and Zhihao Fan. 2024. [Qwen2 technical report](#). *arXiv preprint arXiv:2407.10671*.
- Le Yu, Bowen Yu, Haiyang Yu, Fei Huang, and Yongbin Li. 2023. [Language models are super mario: Absorbing abilities from homologous models as a free lunch](#). *CoRR*, abs/2311.03099.
- Xiaotian Zhang, Chunyang Li, Yi Zong, Zhengyu Ying, Liang He, and Xipeng Qiu. 2023. [Evaluating the performance of large language models on gaokao benchmark](#).
- Wayne Xin Zhao, Kun Zhou, Junyi Li, Tianyi Tang, Xiaolei Wang, Yupeng Hou, Yingqian Min, Beichen Zhang, Junjie Zhang, Zican Dong, Yifan Du, Chen Yang, Yushuo Chen, Zhipeng Chen, Jinhao Jiang, Ruiyang Ren, Yifan Li, Xinyu Tang, Zikang Liu, Peiyu Liu, Jian-Yun Nie, and Ji-Rong Wen. 2023. [A survey of large language models](#). *CoRR*, abs/2303.18223.
- Chujie Zheng, Ziqi Wang, Heng Ji, Minlie Huang, and Nanyun Peng. 2024. [Weak-to-strong extrapolation expedites alignment](#). *CoRR*, abs/2404.16792.