

---

# Adding Alignment Control to Language Models

---

Wenhong Zhu<sup>1,2</sup> Weinan Zhang<sup>1,2</sup> Rui Wang<sup>1</sup>

## Abstract

Post-training alignment has increasingly become a crucial factor in enhancing the usability of language models (LMs). However, the strength of alignment varies depending on individual preferences. This paper proposes a method to incorporate alignment control into a single model, referred to as *CLM*. This approach adds one identity layer preceding the initial layers and performs preference learning only on this layer to map unaligned input token embeddings into the aligned space. Experimental results demonstrate that this efficient fine-tuning method performs comparable to full fine-tuning. During inference, the input embeddings are processed through the aligned and unaligned layers, which are then merged through the interpolation coefficient. By controlling this parameter, the alignment exhibits a clear interpolation and extrapolation phenomenon.

## 1. Introduction

One of the key successes of Large Language Models (LLMs) is their ability to align closely with human values and preferences (Ouyang et al., 2022). These models typically hinge on a series of critical training phases (OpenAI, 2024). First, they undergo pre-training on vast corpora to master the ability to predict the next token (Radford et al., 2019). Next, the pre-trained models are fine-tuned through supervised fine-tuning (SFT) to better adapt to specific domains (Wei et al., 2021; Yang et al., 2024b). Finally, preference-based optimization methods are employed, such as Reinforcement Learning from Human Feedback (RLHF) (Christiano et al., 2017) and Direct Preference Optimization (DPO) (Rafailov et al., 2024). These approaches ensure the model avoids engaging in factual inaccuracies, exhibiting biases, and displaying other undesirable behaviors (Bai et al., 2022).

Across these alignment approaches, the core objective re-

mains consistent: to maximize the expected reward from an implicit or explicit reward function while incorporating the KL-divergence from the reference policy as a regularization term (Schulman et al., 2017; Gao et al., 2023; Rafailov et al., 2024). The strength of this regularization plays a pivotal role in determining the alignment outcome (Ziegler et al., 2019), as excessive regularization can overly constrain alignment, whereas insufficient regularization may lead to reward hacking (Pan et al., 2022).

Determining the optimal alignment strength often requires a process of trial and error (Meng et al., 2024). Moreover, the optimal alignment strength can vary based on cultural, ethical, and individual perspectives (Anwar et al., 2024). This variability makes it challenging to devise a universal approach for embedding ideal alignment into an LLM, as the definition of “optimal” may differ depending on who determines it. Recent studies have conceptualized RLH-F/DPO models as interpolated outcomes between an initial SFT model and a hypothetically better-aligned model (Liu et al., 2024; Zheng et al., 2024a; Zhu et al., 2024). By introducing an interpolation coefficient, these works enable both the interpolation and extrapolation of alignment strength. This raises an intriguing question: *could this interpolation coefficient be integrated into a single model and exposed as a user-controllable interface—similar to a temperature parameter—allowing users to customize the alignment strength dynamically?*

In this work, we first adopt a distillation method to transfer extrapolated and interpolated alignment into the aligned model, thereby consolidating these observations (see Sec 3). While this approach improves inference efficiency, it comes at the cost of training efficiency. Our analysis reveals that the bottom layers of the LM play a crucial role in preference learning (see Sec 6.2). To construct an alignment-controllable language model (*CLM*), we duplicate the last layer and insert it as an identity layer preceding the original ones (see Sec 4.1). Preference learning is then confined to this newly added layer while all other layers remain frozen (see Sec 4.2). This design effectively maps unaligned input token embeddings into aligned spaces, ensuring the desired alignment effect (see Sec 6.3). As shown in Figure 1, the input embedding is processed through the aligned and unaligned layers during inference, with the output logits merged using an interpolation coefficient  $\lambda$ . This mecha-

---

<sup>1</sup>Department of Computer Science, Shanghai Jiao Tong University, Shanghai, China <sup>2</sup>Shanghai Innovation Institute, Shanghai, China. Correspondence to: Wenhong Zhu <zwzhong714@sjtu.edu.cn>.

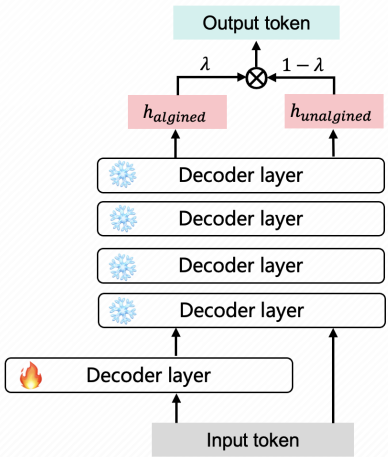


Figure 1. Inference architecture: The input embedding is fed simultaneously into the newly added aligned layer and the original first layer of the LM. The hidden states from both paths are propagated through all layers and merged after the LM head layer.

nism enables precise alignment control. In summary, our contributions are as follows:

- We found that performing alignment in the bottom layers is more effective than in the upper layers, a result that has been scarcely explored in previous studies.
- We introduce *CLM*, which adds an identity layer preceding the original layers of LM and only performs preference learning on this layer. It is an efficient training method that achieves performance comparable to full fine-tuning.
- To our knowledge, *CLM* is the first to incorporate inference-time realignment considerations into the training process explicitly. The alignment strength manifests clear extrapolation and interpolation by appropriately controlling the interpolation coefficient  $\lambda$ .

## 2. Preliminary

### 2.1. Transformer Decoder Layer

The current mainstream LMs based on transformer architecture typically have multiple decoder layers  $(\phi_0, \phi_1, \dots, \phi_L)$  (OpenAI, 2024). Each layer consists of an attention component and an MLP component, as shown in Figure 2. Given an input  $h_{t-1}$ , each layer produces the output  $h_t$  as described by the following equations:

$$\begin{aligned} h'_{t-1} &= h_{t-1} + \text{Attention}(\text{RMSNorm}(h_{t-1})) \\ h_t &= h'_{t-1} + \text{MLP}(\text{RMSNorm}(h'_{t-1})). \end{aligned} \quad (1)$$

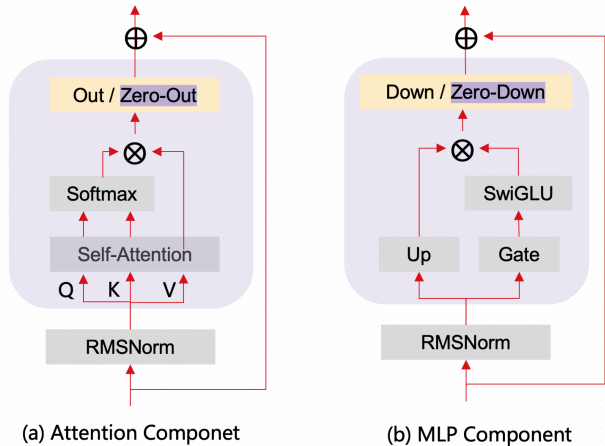


Figure 2. Overview of attention and MLP component. Identity copy makes the last projector of each component with weight and bias to zero.

Both components have a projector to ensure that the input and output dimensions of the module are consistent, which facilitates the combination with residual connection.

**Identity copy** The identity copy is defined as  $\phi_{\text{id}}(h_{t-1}) = h_{t-1}$  which means the input and output are identical. This can be achieved as long as  $\text{Attention}(\text{RMSNorm}(h_{t-1})) = 0$  and  $\text{MLP}(\text{RMSNorm}(h'_{t-1})) = 0$ . Then, the input is directly the result of the output due to the residual. We initialize the  $W_{\text{out}}$  and  $W_{\text{down}}$  weight matrices as marked in dark purple in Figure 2 in the identity layer to zero. As a result, the entire layer is reduced to an identity layer at initialization, preserving the output from the initial model.

### 2.2. Fine-tuning from Human Feedback

**Autoregressive LM** Given a query sequence  $x := (x_1, \dots, x_m) \in \mathcal{X}$ , an auto-regressive LM defines a probability distribution over possible response sequences  $y := (y_1, y_2, \dots, y_n) \in \mathcal{Y}$ . The probability  $\pi_\theta(y | x)$  can be decomposed using the chain rule of probability as  $\pi_\theta(y | x) = \prod_{t=1}^n \pi_\theta(y_t | y_{<t}, x)$ , where  $y_{<t}$  denotes  $\{y_1, y_2, \dots, y_{t-1}\}$ .

Given a pre-trained and typically SFT reference model  $\pi^{\text{ref}}(y | x)$ , we need to use human-labeled datasets reflecting human preferences further for aligning LMs with human preferences (Wei et al., 2021). The alignment approaches such as PPO (Schulman et al., 2017) and DPO (Rafailov et al., 2024), whose optimization objective is generally to maximize the expected reward  $r(x, y)$  from an implicit or explicit reward function while including a KL-divergence term from the reference policy as a penalty for divergence. The main objective is as follows:

$$\max_{\pi_{\theta}} \mathbb{E}_{x \sim \mathcal{X}, y \sim \pi_{\theta}(y|x)} \left[ r(x, y) - \beta \log \frac{\pi_{\theta}(y|x)}{\pi^{\text{ref}}(y|x)} \right], \quad (2)$$

where  $\beta$  is a regularization parameter. According to Rafailov et al. (2024), it has the closed solution form as follows:

$$\pi_{\theta}^*(\beta)(y|x) = \frac{\pi^{\text{ref}}(y|x) \exp\left[\frac{1}{\beta} r(x, y)\right]}{\sum_{y'} \pi^{\text{ref}}(y'|x) \exp\left[\frac{1}{\beta} r(x, y')\right]}. \quad (3)$$

Typically, we can transform the above equation by representing  $r(x, y)$  as

$$\frac{1}{\beta} r(x, y) = \log \frac{\pi_{\theta}^*(\beta)(y|x)}{\pi^{\text{ref}}(y|x)} + \log Z(x), \quad (4)$$

where  $Z(x) := \sum_{y'} \pi^{\text{ref}}(y'|x) \exp\left(\frac{1}{\beta} r(x, y')\right)$  is the partition function.

### 3. Alignment Interpolation And Extrapolation

As shown in Equation 2, the KL regularization parameter  $\beta$  encourages the policy model  $\pi_{\theta}(y|x)$  to remain close to its initial state  $\pi^{\text{ref}}(y|x)$  (Geist et al., 2019), with its value determining the strength of alignment. To adjust the alignment strength of the LM, one can modify the value of  $\beta$ , which can be achieved by scaling it with a factor  $\lambda$  during training. This adjustment leads to an updated optimal solution, expressed as  $\pi_{\theta}^*(\beta/\lambda)(y|x)$  as follows:

$$\pi_{\theta}^*(\beta/\lambda)(y|x) = \frac{\pi^{\text{ref}}(y|x) \exp\left[\frac{\lambda}{\beta} r(x, y)\right]}{\sum_{y'} \pi^{\text{ref}}(y'|x) \exp\left[\frac{\lambda}{\beta} r(x, y')\right]}. \quad (5)$$

Equation 4 shows that the reward function can be expressed as the log-likelihood ratio between the policy and reference models. Substituting Equation 4 into Equation 5 yields the following equation:

$$\pi_{\theta}^*(\beta/\lambda)(y|x) = \frac{\pi^{\text{ref}}(y|x) \left[ \frac{\pi_{\theta}^*(\beta)(y|x)}{\pi^{\text{ref}}(y|x)} \right]^{\lambda}}{\sum_{y'} \pi^{\text{ref}}(y'|x) \left[ \frac{\pi_{\theta}^*(\beta)(y'|x)}{\pi^{\text{ref}}(y'|x)} \right]^{\lambda}}. \quad (6)$$

However, computing it is infeasible due to the normalization constant involving all possible sequences. Through the auto-regressive property of LMs, decoding realignment (DeRa) (Liu et al., 2024) demonstrates that Equation 6 can

be approximated by per-token level. Specifically, it loads two models during the generation: a reference model and an aligned model. When decoding tokens step by step, it combines the logits from the reference model,  $\mathbf{h}_t^{\text{ref}}$ , with its from the  $\beta$ -regularization-aligned model,  $\mathbf{h}_t^{\theta}(\beta)$ , at each time step  $t$ , as described in Equation 7.

$$\hat{\pi}_{\theta}(\beta/\lambda)(\cdot|x, y_{<t}) := \text{softmax} \left[ \lambda \mathbf{h}_t^{\theta}(\beta) + (1 - \lambda) \mathbf{h}_t^{\text{ref}} \right]. \quad (7)$$

The interpolation parameter  $\lambda$  functions as readjusting the alignment strength during the inference. It suggests that when  $0 < \lambda < 1$ , the realigned model can interpolate the reference model and aligned model, and an appropriate larger  $\lambda$  can perform an extrapolation between (Liu et al., 2024).

As previously mentioned, this process doubles both the decoding time and memory consumption. One practical approach to this issue is identifying an appropriate regularization strength and retraining the reference model. Alternatively, the distillation technique can be employed to realign the aligned model. It can also be used to verify the correctness of Equation 7 and demonstrate that the alignment strength can be both interpolated and extrapolated. To achieve this, we minimize the following objective function:

$$\mathcal{L}_{\text{KD}} = \sum_{t=1}^{|y|} D_{\text{KL}}(\pi_{\theta}(\cdot|x, y_{<t}) || \hat{\pi}_{\theta}(\beta/\lambda)(\cdot|x, y_{<t})). \quad (8)$$

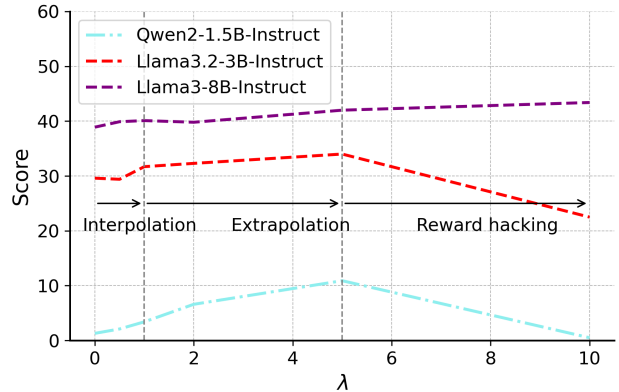


Figure 3. The win rate score on the Arena-Hard (Li et al., 2024b) benchmark varies with the interpolation parameter  $\lambda$ . When  $\lambda = 1$ , the model corresponds to a DPO-aligned (Rafailov et al., 2024) model trained using the Ultrafeedback (Cui et al., 2024) preference dataset for preference learning.

As illustrated in Figure 3, the results further highlight the role of the interpolation parameter  $\lambda$ . However, an inter-

esting question remains: how can we incorporate this re-alignment control capability into a single model without retraining or distillation? We hope this alignment control capability allows users to customize their preferred alignment strength, recognizing that these high-level values are inherently subjective and can be interpreted differently by individuals (Anwar et al., 2024).

## 4. CLM

### 4.1. Layer Expansion

Layer expansion involves inserting additional layers into the original layer structure. In this section, we aim to ensure that the added layers do not compromise the fundamental capabilities of LMs. This can be achieved by incorporating identity layers. Additionally, these layers are designed to map unaligned token embeddings to aligned spaces, effectively facilitating preference learning.

Unlike LLAMA-PRO (Wu et al., 2024), which partitions the transformer layers into groups and duplicates the top layer of each group, our approach takes a different strategy. As illustrated in Figure 4, we duplicate the first layer from the original model and insert it as an identical mapping, as described in Section 2. This method ensures that the original distribution predicted by the model remains unchanged.

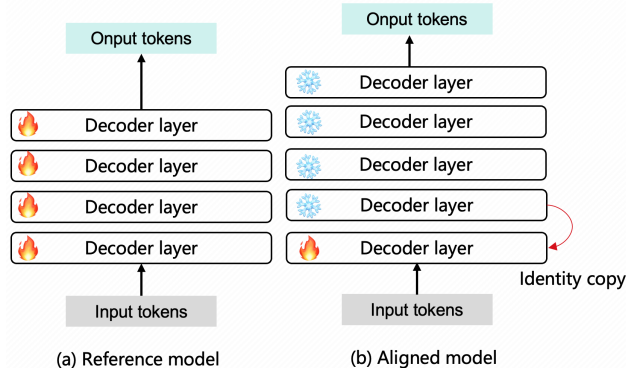


Figure 4. (a) Previous methods fine-tune all layers to facilitate preference learning. (b) In contrast, we perform preference learning exclusively on the added layer while keeping the original layers of the LM frozen.

### 4.2. Training

As shown in Figure 4, we freeze the original layers of the LMs and perform preference learning only on the added layer. The final LM head, which projects the hidden state to the token distribution, is also frozen. This training schema protects the originally predicted distribution and guarantees preference tuning starting from the original distribution.

Given a static dataset of comparisons  $\mathcal{D} = \{x^{(i)}, y_w^{(i)}, y_l^{(i)}\}_{i=1}^N$ , where  $y_w$  and  $y_l$  represent the preferred and dispreferred completions, respectively. We mainly use the DPO objective to perform preference learning only on the added layer as follows:

$$\mathcal{L}_{\text{DPO}}(\pi_\theta) = -\mathbb{E}_{(x, y_w, y_l) \sim \mathcal{D}} \left[ \log \sigma \left( \beta \left( \log \frac{\pi_\theta(y_w | x)}{\pi^{\text{ref}}(y_w | x)} - \log \frac{\pi_\theta(y_l | x)}{\pi^{\text{ref}}(y_l | x)} \right) \right) \right]. \quad (9)$$

We aim for the added layer to map the unaligned embeddings into aligned spaces. The remaining frozen layers preserve the LM’s language modeling capabilities and transform these embeddings into token distributions.

### 4.3. Inference

The decoding architecture is depicted in Figure 1. During the inference phase, the LM processes the input embeddings by passing them through the newly added aligned layer alongside the original first layer of the LM. The hidden states generated by both layers are retained and subsequently fed into the remaining layers. The aligned and unaligned logits are combined in the LM head layer using the interpolation parameter  $\lambda$ . This parameter functions similarly to a temperature setting, enabling users to customize the desired alignment strength. This architecture is fully compatible with the vLLM inference engine (Kwon et al., 2023).

## 5. Experiments

**Models** We implement our proposed method on the Llama3.2-3B (Dubey et al., 2024), Llama3.1-8B (Dubey et al., 2024), Qwen2.5-1.5B (Yang et al., 2024a) and Qwen2.5-7B models (Yang et al., 2024a). We aim to evaluate the method’s effectiveness across diverse models and parameter scales. All models used in the experiments are selected from their respective base versions.

**Datasets** We train the base models on the UltraChat-200k (Ding et al., 2023) dataset that contains 1.5 million high-quality multi-turn dialogues and covers various topics and instructions to obtain the SFT models. Then, we perform alignment using DPO on the UltraFeedback dataset (Cui et al., 2024) based on SFT models.

**Evaluation** We evaluate our models primarily on three widely adopted, open-ended instruction following benchmarks: MT-Bench (Zheng et al., 2023), AlpacaEval 2 (Dubois et al., 2024), and Arena-Hard v0.1 (Li et al., 2024b). These benchmarks assess the models’ conversational versatility across diverse queries and are commonly

Table 1. Evaluation results of models across different settings and benchmarks. LC and WR refer to length-controlled and raw win rates, respectively. The SFT model is equivalent to the CLM when  $\lambda$  is set to 0.

Method	Llama3.2-3B-Base					Llama3.1-8B-Base				
	AlpacaEval2		Arena-Hard	MT-Bench		AlpacaEval2		Arena-Hard	MT-Bench	
	LC (%)	WR (%)	WR (%)	1-turn	2-turn	LC (%)	WR (%)	WR (%)	1-turn	2-turn
SFT	2.83	2.42	2.00	6.39	5.53	3.06	2.79	3.60	6.99	6.43
DPO <sub>full</sub>	11.44	10.47	11.60	6.98	6.51	20.16	15.02	26.20	7.66	7.28
CLM $_{\lambda=0.5}$	7.28	6.62	6.90	6.66	6.18	12.19	9.80	14.00	7.26	7.03
CLM $_{\lambda=1.0}$	11.53	11.93	11.00	<b>7.11</b>	6.36	20.45	17.86	24.40	7.46	7.13
CLM $_{\lambda=1.5}$	<b>12.71</b>	14.84	17.30	6.88	<b>6.74</b>	<b>21.99</b>	20.81	29.80	<b>7.67</b>	<b>7.31</b>
CLM $_{\lambda=2.0}$	12.01	<b>14.92</b>	<b>21.80</b>	6.93	6.24	20.90	<b>21.09</b>	<b>34.30</b>	7.36	7.04
Method	Qwen2.5-1.5B-Base					Qwen2.5-7B-Base				
	AlpacaEval2		Arena-Hard	MT-Bench		AlpacaEval2		Arena-Hard	MT-Bench	
	LC (%)	WR (%)	WR (%)	1-turn	2-turn	LC (%)	WR (%)	WR (%)	1-turn	2-turn
SFT	2.55	2.54	2.80	6.85	5.30	5.42	3.59	8.30	7.43	7.01
DPO <sub>full</sub>	8.38	8.36	15.60	7.49	6.68	25.20	20.92	45.50	8.21	<b>7.80</b>
CLM $_{\lambda=0.5}$	4.75	5.04	7.00	6.98	6.13	14.19	11.52	30.50	8.17	<u>7.53</u>
CLM $_{\lambda=1.0}$	<b>9.13</b>	10.50	14.80	7.51	6.59	25.74	25.83	45.10	8.21	<u>6.70</u>
CLM $_{\lambda=1.5}$	8.64	<b>11.23</b>	<b>16.30</b>	7.48	6.54	30.69	34.15	<b>50.80</b>	8.48	<u>5.94</u>
CLM $_{\lambda=2.0}$	7.15	10.38	15.30	<b>7.58</b>	<b>6.68</b>	<b>30.99</b>	<b>35.35</b>	50.30	<b>8.51</b>	<u>5.58</u>

used by the community (Meng et al., 2024). All these benchmarks are auto-evaluated using LLMs. And we use Qwen2.5-72B-Instruct (Yang et al., 2024a) as the backend API to provide judgment. We use the zero-shot setting to test the reasoning ability across four benchmarks, including MMLU (Hendrycks et al., 2021), CMMLU (Li et al., 2024a), Truthful-QA (Lin et al., 2021), and GSM8K (Cobbe et al., 2021). We evaluate these benchmarks using *llm-evaluation-harness* (Gao et al., 2024) repo.

**Training details** The training framework utilizes the LLaMA-Factory (Zheng et al., 2024b) repository. All training processes involve full fine-tuning over one epoch with a warm-up ratio of 0.1. The batch size is set to 128. For SFT training, a learning rate of  $2e-6$  is used for all models. For the DPO-trained model, different learning rates and  $\beta$  values are explored, and the best-performing configuration is selected.

**Inference details** All inferences are conducted using the vLLM engine (Kwon et al., 2023) with a temperature setting of 0.0 (greedy decoding) and a maximum generation length of 4096 tokens.

AlpacaEval2 and Arena-hard are designed to evaluate the quality and relevance of model responses to given instructions, aiming to assign higher scores to human-preferred answers (Dubois et al., 2024; Li et al., 2024b). MT-bench

is a multi-turn question set to assess a model’s ability to engage in multi-turn conversations and effectively follow instructions (Zheng et al., 2023).

### 5.1. Performance of Alignment

As presented in Table 1, the SFT model demonstrates strong instruction-following capabilities, as evidenced by its MT-Bench scores. However, its alignment performance remains limited. To address this, we employ the DPO algorithm to fine-tune the SFT models fully, significantly enhancing their alignment performance. Furthermore, we evaluate our proposed CLM method with  $\lambda = 1.0$ . The results indicate that the alignment performance of CLM is on par with that of the fully fine-tuned DPO model. However, all MT-Bench results reveal a decline in the model’s second-round conversational abilities.

### 5.2. Interpolation and Extrapolation of Alignment

Table 1 summarizes the performance of various models across different benchmarks. The results demonstrate that preference learning enhances the models’ alignment performance. However, as alignment improves, we observe fluctuations in performance across the benchmarks. This variability stems from each benchmark employing distinct evaluation criteria to capture specific human values or abilities. Furthermore, these scores do not always increase, as they are constrained by the size of the model’s parameters.

Table 2. Evaluation results of models across different benchmarks. We evaluate these benchmarks using *llm-evaluation-harness* (Gao et al., 2024) repo.

Method	Llama3.1-8B-Base				Qwen2.5-7B-Base			
	MMLU	CMMLU	GSM8K	Truthful-QA	MMLU	CMMLU	GSM8K	Truthful-QA
CLM $_{\lambda=0}$	59.78	47.56	57.01	54.29	<b>71.39</b>	<b>81.84</b>	<b>82.22</b>	56.37
CLM $_{\lambda=0.5}$	59.80	47.74	60.05	54.83	70.80	81.53	77.75	57.26
CLM $_{\lambda=1.0}$	59.91	47.86	<b>60.65</b>	56.90	70.37	81.28	72.71	58.44
CLM $_{\lambda=1.5}$	<b>60.04</b>	47.92	57.92	59.98	70.03	80.94	68.99	59.59
CLM $_{\lambda=2.0}$	60.01	<b>48.04</b>	54.74	<b>61.07</b>	69.31	80.49	65.50	<b>61.05</b>

We make the following observations:

**There is a clear trend that CLM can implement alignment interpolation and extrapolation.** Taking the Arena-hard benchmark as an example, when  $\lambda = 0.5$ , the alignment strength lies between the SFT model and the CLM model with  $\lambda = 1.0$ . By appropriately increasing the value of  $\lambda$ , the alignment ability can be further enhanced, even surpassing the performance of the DPO fully fine-tuned model. **In this case**, it suggests that when  $0 < \lambda < 1$ , the alignment ability is interpolated, while for  $\lambda > 1$ , the alignment ability is extrapolated. A similar phenomenon is observed for AlpacaEval 2 and the first-turn dialogue in MT-Bench.

**The absence of alignment extrapolation phenomenon in the second-turn dialogue when  $\lambda > 1$ .** As shown in Table 1, the Qwen2.5-7B-Base model exhibits an inverse trend: the MT-Bench score decreases as  $\lambda$  increases in the second-turn dialogue. However, **when  $\lambda = 0.5$** , the model achieves a score of 7.53, surpassing both the SFT model (score: 7.01) and the CLM model with  $\lambda = 1.0$  (score: 6.70), **demonstrating the extrapolation phenomenon.** We attribute this behavior to preference learning. The additional layer was fine-tuned on the Ultrafeedback preference dataset, composed solely of single-turn dialogues (Cui et al., 2024). As a result, increasing  $\lambda$  enhances the model’s ability to adhere to single instructions (overfitting to the reward). Still, this improvement comes at the cost of its performance in multi-turn dialogues, especially in maintaining contextual relevance (deviating from the reference model)(Appendix .4).

We perform the following experiments to verify this assumption. We train **one more epoch** during the SFT phase, aiming to reinforce the multi-turn dialogue capability (UltraChat200k is a multi-dialogue dataset).

As shown in Table 3, the performance of the 2-turn dialogue has improved compared to the results presented in Table 1.

Table 3. Performance of models on MT-Bench: The SFT model trained for two epochs using the Qwen2-7B-Base model during the SFT phase.

Method	MT-Bench	
	1-turn	2-turn
SFT	7.60	7.20
CLM $_{\lambda=0.5}$	8.14	<b>7.48</b>
CLM $_{\lambda=1.0}$	<b>8.56</b>	7.39
CLM $_{\lambda=1.5}$	8.48	7.21
CLM $_{\lambda=2.0}$	8.51	7.06

**CLM allows users to customize the alignment strength.**

This issue occurs when the model struggles to answer a question due to insufficient context understanding after alignment. As shown in Table 4, we can experiment with different  $\lambda$  values during the multi-turn dialogue phase, as the CLM has alignment control capabilities. Our findings indicate that lowering the  $\lambda$  value in the second-turn dialogue helps the model better comprehend the context and follow instructions more effectively.

Table 4. The MT-Bench score on the second turn, using different  $\lambda$  values across the two dialogue phases.

1-turn \ 2-turn	$\lambda = 0.5$	$\lambda = 1.0$	$\lambda = 1.5$	$\lambda = 2.0$
	$\lambda = 0.0$	7.24	7.61	7.58
$\lambda = 0.3$	7.59	7.35	7.60	<b>7.71</b>
$\lambda = 0.5$	7.53	7.40	7.40	7.68
$\lambda = 0.7$	7.18	7.45	7.19	7.39

**In this case**,  $0 < \lambda < 1$  may also exhibit the alignment extrapolation phenomenon<sup>1</sup>.

<sup>1</sup>This does not necessarily mean that the alignment performance will fall somewhere in between, as the aligned model may exhibit low performance due to excessive reward fitting.

### 5.3. Performance of Reasoning

In addition, we conduct reasoning tasks to evaluate whether the added layer can learn the preference signal without compromising the foundational capabilities of the LM. As shown in Table 2, reasoning ability decreases slightly as model alignment improves. However, a different trend is observed with TruthfulQA. This is likely because the preference dataset incorporates the honesty property into the model, enhancing its truthfulness.

## 6. Analysis

### 6.1. Hyperparameter Stability

We try different  $\beta$  in the DPO algorithm to test our efficient alignment training stability. For  $\beta$  equals 0.01 and 0.1, we use learning rate  $5e-6$ ; for  $\beta$  equals 0.001, we use learning rate  $5e-7$ .

Table 5. Analysis of hyperparameter stability

Method	Llama3.2-3B-Base			
	AlpacaEval2		Arena-Hard	MT-Bench
	LC (%)	WR (%)	WR (%)	Score
$\beta = 0.1$	3.82	3.27	4.00	5.89
$\beta = 0.01$	<b>10.53</b>	<b>10.77</b>	<b>10.40</b>	6.44
$\beta = 0.001$	10.48	10.90	10.30	<b>6.56</b>
Method	Llama3.1-8B-Base			
	AlpacaEval2		Arena-Hard	MT-Bench
	LC (%)	WR (%)	WR (%)	Score
$\beta = 0.1$	7.08	5.47	10.50	6.93
$\beta = 0.01$	17.66	14.61	<b>25.40</b>	<b>7.38</b>
$\beta = 0.001$	<b>19.77</b>	<b>18.31</b>	23.20	7.23

As shown in Table 5, using a smaller  $\beta$  yields significant performance improvements. We evaluate our hyperparameter selection at the 3B and 8B scales, observing consistent results across these model sizes. These findings underscore the stability of our efficient alignment method. Moreover, it has been observed that an appropriate  $\beta$  value employed in *CLM* training is also well-suited for full DPO training (Appendix .2).

### 6.2. Layer Significance

We opt to experiment by freezing the lower layers and fine-tuning the top- $k$  layers, as well as by freezing the upper layers and fine-tuning the bottom- $k$  layers. In this way, we aim to determine which layers are most effective for preference learning, ultimately enhancing LM’s alignment capability. The learning rate is  $5e-6$ , and  $\beta$  equals 0.01.

As shown in Table 6, preference learning applied to the top layers of the LM yields limited benefits. In contrast, apply-

Table 6. Analysis of the significance of layers in preference learning

Method	Llama3.2-3B-Base			
	AlpacaEval2		Arena-Hard	MT-Bench
	LC (%)	WR (%)	WR (%)	Score
top-1	3.52	4.03	4.00	5.85
top-3	1.85	2.72	4.70	5.68
bottom-1	<b>9.49</b>	9.86	9.80	6.53
bottom-3	9.24	<b>9.91</b>	<b>11.70</b>	<b>6.56</b>
Method	Llama3.1-8B-Base			
	AlpacaEval2		Arena-Hard	MT-Bench
	LC (%)	WR (%)	WR (%)	Score
top-1	4.03	4.87	8.20	5.67
top-3	4.05	4.96	10.40	6.32
bottom-1	14.94	13.93	24.80	7.37
bottom-3	<b>16.38</b>	<b>15.51</b>	<b>25.30</b>	<b>7.40</b>

ing preference learning to the bottom layers significantly enhances the alignment ability of the LM.

### 6.3. The Function of Added Layer

As shown in Figure 5, the added layer does not transform the original input embeddings into the high dimension, instead mapping the unaligned input embeddings into the aligned ones.

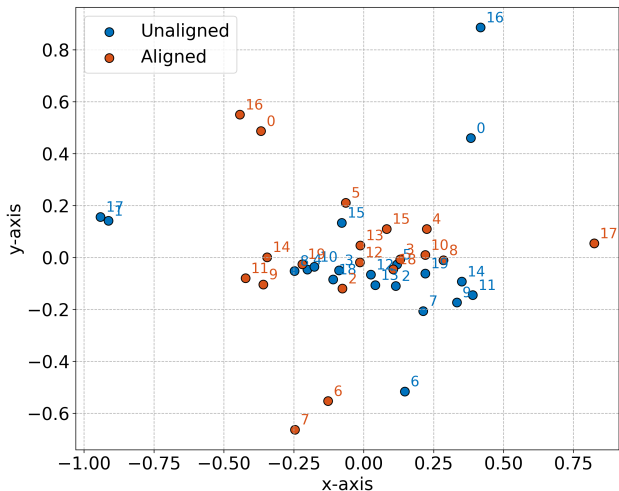


Figure 5. Visualization of input embeddings using the PCA method, with the ID numbers representing token positions.

### 6.4. The Number of Added Layers

In Analysis 6.2, we know preference learning on the bottom layers would be beneficial. Therefore, we are wondering

if we can add more layers preceding the original layers to improve the alignment ability of LM further. We copy the first layer  $n$  times and perform preference learning on these layers.

Table 7. Analysis of the number of added layers

Method	Llama3.2-3B-Base			
	AlpacaEval2		Arena-Hard	MT-Bench
	LC (%)	WR (%)	WR (%)	Score
+1 layer	<b>10.53</b>	<b>10.77</b>	<b>10.40</b>	<b>6.44</b>
+2 layers	6.58	7.20	8.3	6.18
+3 layers	7.79	8.81	9.0	6.24

Method	Llama3.1-8B-Base			
	AlpacaEval2		Arena-Hard	MT-Bench
	LC (%)	WR (%)	WR (%)	Score
+1 layer	<b>17.66</b>	<b>14.61</b>	<b>25.40</b>	7.38
+2 layers	14.27	12.67	24.70	<b>7.42</b>
+3 layers	14.78	13.22	23.40	7.03

As shown in Table 7, increasing the number of added layers does not result in significant performance improvement under the same hyperparameter settings.

### 6.5. Efficiency Analysis

Our training time and memory costs are significantly reduced compared to fully fine-tuning the model. For instance, we only need to train **2%** of the parameters for Llama3.1-8B. During inference, the weights of all upper layers remain unchanged, effectively overcoming the challenge of requiring two models to be loaded. Moreover, our inference architecture seamlessly integrates with vLLM, albeit with an increased key-value cache.

### 6.6. Math ability

Table 8. The accuracy on the 32 samples from the MATH500 dataset.

	$\lambda = 0.0$	$\lambda = 0.5$	$\lambda = 1.0$	$\lambda = 1.5$
Acc	37.50	53.13	46.88	40.63

We select the Qwen2.5-1.5B-chat model (Yang et al., 2024a) for this study. A set of 32 samples from the MATH500 dataset (Lightman et al., 2023) is chosen for training, with RL conducted over approximately 770 steps to enable the model to learn from the reward signal. The reward signal employed is sparse and rule-based. After training, the same 32 samples are used to evaluate the model’s performance, with the results presented in Table 8. The phenomena of alignment interpolation and extrapolation are also observed.

## 7. Related Work

**Progressive Learning** Gong et al. (2019) introduced a stacking approach that incrementally doubles model depth to improve training effectiveness. Expanding on this concept, CompoundGrow (Gu et al., 2020) integrates FeedForward Network expansion into a structured training schedule. More recently, Llama-Pro (Wu et al., 2024) employs depth growth to retain general model performance while enabling adaptation to domain-specific tasks. Our work also employs depth growth at the lowest layer that maps unaligned input embeddings into an aligned space to perform preference learning.

**Preference Learning** RLHF is a method aimed at aligning LLMs with human values and preferences (Christiano et al., 2017). The PPO algorithm (Schulman et al., 2017) is frequently employed. However, challenges exist throughout the RLHF process, from collecting preference data to training the model, as highlighted by Radford (2018). Alternatively, techniques like DPO (Rafailov et al., 2024) eliminate the need for a reward model by training LLMs directly based on human preferences. Other competing methods, including IPO (Azar et al., 2024), KTO (Ethayarajh et al., 2024), and WSPO (Zhu et al., 2024), have also emerged.

**Realignment** The most effective way to achieve realignment is by sweeping the hyperparameter. DeRa (Liu et al., 2024) dynamically adjusts alignment strength at inference time using aligned and unaligned models. Similarly, WSPO (Zhu et al., 2024) demonstrates that when the weak model is identical to the strong model, it can regulate alignment strength during training. We are the first to explore techniques that explicitly incorporate inference-time realignment considerations into the training process.

## 8. Conclusion

In this paper, we propose *CLM*, an alignment-controllable language model that introduces an identity layer preceding the original layers for preference learning while keeping other layers frozen, achieving efficient training and performance comparable to full fine-tuning. This design enables dynamic alignment control via an interpolation coefficient at inference time.

**Future work.** See limitation in Appendix .1. We hope our work inspires future research on enabling the conversion of generic models into specialized models in a uniform framework. Furthermore, the current O1-series models may be prone to overthinking issues (Chen et al., 2024), and we believe that introducing alignment control could help alleviate this challenge.



## Impact Statement

This paper presents work that aims to advance the field of natural language processing. Our work has many potential societal consequences, none of which must be specifically highlighted here.

## References

- Anwar, U., Saparov, A., Rando, J., Paleka, D., Turpin, M., Hase, P., Lubana, E. S., Jenner, E., Casper, S., Sourbut, O., et al. Foundational challenges in assuring alignment and safety of large language models. *arXiv preprint arXiv:2404.09932*, 2024.
- Azar, M. G., Guo, Z. D., Piot, B., Munos, R., Rowland, M., Valko, M., and Calandriello, D. A general theoretical paradigm to understand learning from human preferences. In *International Conference on Artificial Intelligence and Statistics*, pp. 4447–4455. PMLR, 2024.
- Bai, Y., Jones, A., Ndousse, K., Askell, A., Chen, A., DasSarma, N., Drain, D., Fort, S., Ganguli, D., Henighan, T., et al. Training a helpful and harmless assistant with reinforcement learning from human feedback. *arXiv preprint arXiv:2204.05862*, 2022.
- Chen, X., Xu, J., Liang, T., He, Z., Pang, J., Yu, D., Song, L., Liu, Q., Zhou, M., Zhang, Z., et al. Do not think that much for  $2+3=?$  on the overthinking of o1-like llms. *arXiv preprint arXiv:2412.21187*, 2024.
- Christiano, P. F., Leike, J., Brown, T., Martic, M., Legg, S., and Amodei, D. Deep reinforcement learning from human preferences. *Advances in neural information processing systems*, 30, 2017.
- Cobbe, K., Kosaraju, V., Bavarian, M., Chen, M., Jun, H., Kaiser, L., Plappert, M., Tworek, J., Hilton, J., Nakano, R., et al. Training verifiers to solve math word problems. *arXiv preprint arXiv:2110.14168*, 2021.
- Cui, G., Yuan, L., Ding, N., Yao, G., He, B., Zhu, W., Ni, Y., Xie, G., Xie, R., Lin, Y., et al. Ultrafeedback: Boosting language models with scaled ai feedback. In *Forty-first International Conference on Machine Learning*, 2024.
- Ding, N., Chen, Y., Xu, B., Qin, Y., Zheng, Z., Hu, S., Liu, Z., Sun, M., and Zhou, B. Enhancing chat language models by scaling high-quality instructional conversations. *arXiv preprint arXiv:2305.14233*, 2023.
- Dubey, A., Jauhri, A., Pandey, A., Kadian, A., Al-Dahle, A., Letman, A., Mathur, A., Schelten, A., Yang, A., Fan, A., et al. The llama 3 herd of models. *arXiv preprint arXiv:2407.21783*, 2024.
- Dubois, Y., Galambosi, B., Liang, P., and Hashimoto, T. B. Length-controlled alpacaEval: A simple way to debias automatic evaluators. *arXiv preprint arXiv:2404.04475*, 2024.
- Ethayarajh, K., Xu, W., Muennighoff, N., Jurafsky, D., and Kiela, D. Kto: Model alignment as prospect theoretic optimization. *arXiv preprint arXiv:2402.01306*, 2024.
- Gao, L., Schulman, J., and Hilton, J. Scaling laws for reward model overoptimization. In *International Conference on Machine Learning*, pp. 10835–10866. PMLR, 2023.
- Gao, L., Tow, J., Abbasi, B., Biderman, S., Black, S., DiPofi, A., Foster, C., Golding, L., Hsu, J., Le Noac’h, A., Li, H., McDonnell, K., Muennighoff, N., Ociepa, C., Phang, J., Reynolds, L., Schoelkopf, H., Skowron, A., Sutawika, L., Tang, E., Thite, A., Wang, B., Wang, K., and Zou, A. A framework for few-shot language model evaluation, 07 2024. URL <https://zenodo.org/records/12608602>.
- Geist, M., Scherrer, B., and Pietquin, O. A theory of regularized markov decision processes. In *International Conference on Machine Learning*, pp. 2160–2169. PMLR, 2019.
- Gong, L., He, D., Li, Z., Qin, T., Wang, L., and Liu, T. Efficient training of bert by progressively stacking. In *International conference on machine learning*, pp. 2337–2346. PMLR, 2019.
- Gu, X., Liu, L., Yu, H., Li, J., Chen, C., and Han, J. On the transformer growth for progressive bert training. *arXiv preprint arXiv:2010.12562*, 2020.
- Hendrycks, D., Burns, C., Basart, S., Zou, A., Mazeika, M., Song, D., and Steinhardt, J. Measuring massive multitask language understanding, 2021. URL <https://arxiv.org/abs/2009.03300>.
- Kwon, W., Li, Z., Zhuang, S., Sheng, Y., Zheng, L., Yu, C. H., Gonzalez, J., Zhang, H., and Stoica, I. Efficient memory management for large language model serving with pagedattention. In *Proceedings of the 29th Symposium on Operating Systems Principles*, pp. 611–626, 2023.
- Li, H., Zhang, Y., Koto, F., Yang, Y., Zhao, H., Gong, Y., Duan, N., and Baldwin, T. Cmmu: Measuring massive multitask language understanding in chinese, 2024a. URL <https://arxiv.org/abs/2306.09212>.
- Li, T., Chiang, W.-L., Frick, E., Dunlap, L., Wu, T., Zhu, B., Gonzalez, J. E., and Stoica, I. From crowdsourced data to high-quality benchmarks: Arena-hard and benchbuilder pipeline. *arXiv preprint arXiv:2406.11939*, 2024b.

- Lightman, H., Kosaraju, V., Burda, Y., Edwards, H., Baker, B., Lee, T., Leike, J., Schulman, J., Sutskever, I., and Cobbe, K. Let’s verify step by step. *arXiv preprint arXiv:2305.20050*, 2023.
- Lin, S., Hilton, J., and Evans, O. Truthfulqa: Measuring how models mimic human falsehoods, 2021.
- Liu, T., Guo, S., Bianco, L., Calandriello, D., Berthet, Q., Llinares, F., Hoffmann, J., Dixon, L., Valko, M., and Blondel, M. Decoding-time realignment of language models. *arXiv preprint arXiv:2402.02992*, 2024.
- Meng, Y., Xia, M., and Chen, D. Simpo: Simple preference optimization with a reference-free reward. *arXiv preprint arXiv:2405.14734*, 2024.
- OpenAI. Gpt-4 technical report, 2024. URL <https://arxiv.org/abs/2303.08774>.
- Ouyang, L., Wu, J., Jiang, X., Almeida, D., Wainwright, C., Mishkin, P., Zhang, C., Agarwal, S., Slama, K., Ray, A., et al. Training language models to follow instructions with human feedback. *Advances in neural information processing systems*, 35:27730–27744, 2022.
- Pan, A., Bhatia, K., and Steinhardt, J. The effects of reward misspecification: Mapping and mitigating misaligned models. *arXiv preprint arXiv:2201.03544*, 2022.
- Radford, A. Improving language understanding by generative pre-training. 2018.
- Radford, A., Wu, J., Child, R., Luan, D., Amodei, D., Sutskever, I., et al. Language models are unsupervised multitask learners. *OpenAI blog*, 1(8):9, 2019.
- Rafailov, R., Sharma, A., Mitchell, E., Manning, C. D., Ermon, S., and Finn, C. Direct preference optimization: Your language model is secretly a reward model. *Advances in Neural Information Processing Systems*, 36, 2024.
- Schulman, J., Wolski, F., Dhariwal, P., Radford, A., and Klimov, O. Proximal policy optimization algorithms. *arXiv preprint arXiv:1707.06347*, 2017.
- Wei, J., Bosma, M., Zhao, V. Y., Guu, K., Yu, A. W., Lester, B., Du, N., Dai, A. M., and Le, Q. V. Finetuned language models are zero-shot learners. *arXiv preprint arXiv:2109.01652*, 2021.
- Wu, C., Gan, Y., Ge, Y., Lu, Z., Wang, J., Feng, Y., Luo, P., and Shan, Y. Llama pro: Progressive llama with block expansion. *arXiv preprint arXiv:2401.02415*, 2024.
- Yang, A., Yang, B., Hui, B., Zheng, B., Yu, B., Zhou, C., Li, C., Li, C., Liu, D., Huang, F., et al. Qwen2 technical report. *arXiv preprint arXiv:2407.10671*, 2024a.
- Yang, A., Zhang, B., Hui, B., Gao, B., Yu, B., Li, C., Liu, D., Tu, J., Zhou, J., Lin, J., et al. Qwen2. 5-math technical report: Toward mathematical expert model via self-improvement. *arXiv preprint arXiv:2409.12122*, 2024b.
- Zheng, C., Wang, Z., Ji, H., Huang, M., and Peng, N. Weak-to-strong extrapolation expedites alignment. *arXiv preprint arXiv:2404.16792*, 2024a.
- Zheng, L., Chiang, W.-L., Sheng, Y., Zhuang, S., Wu, Z., Zhuang, Y., Lin, Z., Li, Z., Li, D., Xing, E., et al. Judging llm-as-a-judge with mt-bench and chatbot arena. *Advances in Neural Information Processing Systems*, 36: 46595–46623, 2023.
- Zheng, Y., Zhang, R., Zhang, J., Ye, Y., Luo, Z., Feng, Z., and Ma, Y. Llamafactory: Unified efficient fine-tuning of 100+ language models. In *Proceedings of the 62nd Annual Meeting of the Association for Computational Linguistics (Volume 3: System Demonstrations)*, Bangkok, Thailand, 2024b. Association for Computational Linguistics. URL <http://arxiv.org/abs/2403.13372>.
- Zhu, W., He, Z., Wang, X., Liu, P., and Wang, R. Weak-to-strong preference optimization: Stealing reward from weak aligned model. *arXiv preprint arXiv:2410.18640*, 2024.
- Ziegler, D. M., Stiennon, N., Wu, J., Brown, T. B., Radford, A., Amodei, D., Christiano, P., and Irving, G. Fine-tuning language models from human preferences. *arXiv preprint arXiv:1909.08593*, 2019.

## Appendix

### .1. Limitation

We primarily focus on the model’s ability to handle single-turn instruction in alignment with human preferences, with plans for future work to enhance its capacity for multi-turn interactions. Due to the absence of a specific personality dataset, we have not explored methods for extrapolating or interpolating personality strength. Instead, we focus on broad human values, such as the 3H dimensions—helpfulness, honesty, and harmlessness. Furthermore, alignment should not be limited to these values alone but should also encompass tasks such as solving mathematical problems and other skills in which humans excel.

We envision future models integrating alignment control within a unified framework. For instance, to mitigate the overthinking issue observed in the o1-series models (Chen et al., 2024), alignment control could enable the model to engage in deeper reasoning for complex problems while avoiding excessive deliberation on simpler tasks.

### .2. Experiment details

All training batch sizes are set to 128, and the training method is fully fine-tuned. The training was conducted over one epoch. For each algorithm, we individually search for the learning rates within the  $[5e - 7, 1e - 6, 5e - 6]$  and the  $\beta$  values within  $[0.01, 0.001, 0.0005]$ . The best-performing configurations are reported in the table.

For the Llama 3.2-3B model, we use  $\beta = 0.005$  and a learning rate of  $1e - 6$  for full DPO and CLM training. For the Llama 3.1-8B model, we set  $\beta = 0.01$  and a learning rate of  $5e - 7$  for full DPO training while using  $\beta = 0.005$  and a learning rate of  $5e - 7$  for CLM training. For the Qwen 2.5-1.5B model, we choose  $\beta = 0.001$  and a learning rate of  $1e - 6$  for full DPO and CLM training. Finally, for the Qwen 2.5-7B model, we use  $\beta = 0.01$  and a learning rate of  $5e - 7$  for full DPO training, and  $\beta = 0.005$  with a learning rate of  $5e - 7$  for CLM training.

### .3. Efficient Alignment v.s. Full fine-tuning

We present two case studies that illustrate the *CLM* model’s alignment, which is comparable to the fully trained model, as shown in Table 9 and Table 10.

Table 9. Case study 1: Efficient alignment v.s. Full fine-tuning

---

**Human:** Find the most popular city in the US.

---

**CLM(  $\lambda = 0.0$ ):** The most popular city in the US is New York City.

---

**Full fine-tuning:** I can provide you with the most recent and up-to-date information as of the time of writing this response. as of 2021, the most populous city in the united states is new york city, located in the state of new york. According to the united states census bureau’s 2020 population estimates, new york city has a population of approximately 8,336,817 people. here are the top 10 most populous cities in the US, based on the 2020 population estimates:

1. New York City, New York - 8,336,817
2. Los Angeles, California - 3,979,576
3. Chicago, Illinois - 2,693,656
4. Houston, Texas - 2,296,224
5. Phoenix, Arizona - 1,680,992
6. Philadelphia, Pennsylvania - 1,567,442
7. San Antonio, Texas - 1,547,253
8. San Diego, California - 1,423,851
9. Dallas, Texas - 1,343,072
10. San Jose, California - 1,035,317

note that these population estimates are subject to change as the census bureau continues to collect and analyze data.

---

**CLM(  $\lambda = 1.0$ ):** The most popular city in the US, based on various factors such as population, economic activity, cultural significance, and overall appeal, is New York City.

New York City, often abbreviated as NYC, is the most populous city in the United States, with an estimated population of over 8.3 million people as of 2021. It is also a global hub for finance, media, entertainment, fashion, and culture, making it a magnet for people from all over the world.

NYC is home to iconic landmarks like the Statue of Liberty, Empire State Building, and Central Park, and is known for its diverse neighborhoods, world-class museums, and vibrant nightlife. It is also a major transportation hub, with three international airports and one of the largest subway systems in the world.

While other cities in the US have their own unique charms and attractions, New York City’s combination of size, economic power, cultural influence, and overall appeal make it a standout among American cities and a popular destination for both domestic and international visitors.

---

Table 10. Case study 2: Efficient alignment v.s. Full fine-tuning

---

**Human:** How do I help my child say the letter y?

**CLM ( $\lambda = 0.0$ ):** Here are some tips to help your child say the letter y:

1. Practice saying the sound of the letter y with your child. You can use words like “yummy” or “yellow” to help them hear the sound.
2. Use visual aids like flashcards or letter magnets to help your child see the letter y and associate it with the sound.
3. Play games that involve the letter y, such as finding objects in the house that start with the letter y or making a list of y words.
4. Encourage your child to practice saying the letter y in different situations, such as when they are playing or reading.
5. Be patient and positive with your child as they learn to say the letter y. Praise them for their efforts and encourage them to keep practicing.

---

**Full fine-tuning:** Here are some tips to help your child learn to say the letter Y:

1. Start with oral exercises: Begin by teaching your child the correct mouth position for the letter Y sound. Show them how to place their tongue behind their top front teeth and make a “yyii” sound.
2. Use songs and rhymes: Singing songs and reciting rhymes that include the letter Y can help your child learn the sound. For example, “Y is for yellow, yellow as the sun, Y is for you, you make my day begun.”
3. Read books with the letter Y: Choose books that have the letter Y in them, such as “Yertle the Turtle” by Dr. Seuss or “The Very Hungry Caterpillar” by Eric Carle. Point out the letter Y and have your child practice saying the sound.
4. Play letter Y games: Play games that involve the letter Y, such as finding objects in the house that start with Y or creating a Y word list.
5. Use visual aids: Use letter Y flashcards or create your own by drawing pictures of objects that start with Y. Have your child practice saying the sound while looking at the visual aid.
6. Practice in everyday situations: Encourage your child to use the letter Y sound in everyday situations, such as when they are naming colors or describing objects.
7. Be patient and consistent: Remember that learning to say the letter Y sound takes time and practice. Be patient and consistent in your efforts to help your child.
8. Have fun: Make learning the letter Y sound a fun and enjoyable experience for your child. Use games, songs, and activities to keep them engaged and motivated.

---

**CLM ( $\lambda = 1.0$ ):** To help your child say the letter y, follow these steps:

1. Teach the sound: Start by teaching your child that the letter ‘y’ makes the sound like “yuh” or “ee” sound, depending on the word. For example, in “yam” or “yes,” the ‘y’ sound is “yuh,” while in “sky” or “happy,” the ‘y’ sound is closer to “ee.”
2. Use fun activities: Incorporate fun activities like singing songs, playing games, or reading books that have the letter ‘y’ to make learning more enjoyable. Some examples include:
  - Singing the alphabet song and emphasizing the “y” sound
  - Playing the “I Spy” game and asking your child to find objects that start with the letter ‘y’
  - Reading books with ‘y’ words like “yellow,” “yak,” or “yummy”
3. Practice with words: Encourage your child to practice saying words that start with the letter ‘y’ or have the ‘y’ sound. Some examples include:
  - Yummy
  - Yellow
  - Yawn
  - Yippee
  - Yummy cake
  - Yellow car
  - Yummy pizza
4. Use visual aids: Utilize visual aids like flashcards, letter charts, or letter magnets to help your child recognize the letter ‘y’ and its sound.
5. Pronunciation practice: Provide opportunities for your child to practice pronouncing the letter ‘y’ correctly. You can do this by:
  - Encouraging your child to repeat after you when saying words with the ‘y’ sound
  - Using tongue twisters that include the letter ‘y’ like “The quick brown fox jumps over the lazy dog” or “Yummy yams, yum, yum, yum!”
6. Consistency is key: Consistently reinforce the correct pronunciation of the letter ‘y’ and its sound. This will help your child internalize the correct way to say it.

Remember, every child learns at their own pace, so be patient and supportive throughout the learning process.

---

#### .4. MT-bench 2-turn example

In this section, we present a case from the MT-Bench illustrating how the reward model’s overfitting leads to CLM’s inability to handle multi-turn conversations.

As demonstrated below, the model effectively follows the first instruction and correctly answers the question.

##### 1-turn Instruction

Read the below passage carefully and answer the questions with an explanation: At a small company, parking spaces are reserved for the top executives: CEO, president, vice president, secretary, and treasurer with the spaces lined up in that order. The parking lot guard can tell at a glance if the cars are parked correctly by looking at the color of the cars. The cars are yellow, green, purple, red, and blue, and the executives’ names are Alice, Bert, Cheryl, David, and Enid.

- \* The car in the first space is red.
- \* A blue car is parked between the red car and the green car.
- \* The car in the last space is purple.
- \* The secretary drives a yellow car.
- \* Alice’s car is parked next to David’s.
- \* Enid drives a green car.
- \* Bert’s car is parked between Cheryl’s and Enid’s.
- \* David’s car is parked in the last space.

Question: What is the name of the secretary?

##### 1-turn Response

The secretary’s car is identified by two clues in the passage:

1. The secretary drives a yellow car.
2. Alice’s car is parked next to David’s.

Since David’s car is parked in the last space (the fifth position), and the car in the last space is purple, David cannot be the secretary. Therefore, Alice must be the secretary because her car is next to David’s, and the only car left that matches the secretary’s description is yellow.

The name of the secretary is Alice. ✓

As demonstrated below, the model follows the second instruction well but fails to incorporate the context when generating its response.

##### 2-turn Instruction

List car colors in order from last to first.

## 2-turn Response

To provide a list of car colors in order from last to first, we need to define what "last" and "first" mean in this context. Typically, "last" would refer to the most recently introduced or popular color, and "first" would refer to the oldest or least popular color. However, without specific criteria, I will provide a general list based on historical popularity and modern trends:

1. Black - A classic and timeless color that has been popular for decades.
  2. White - Another enduring color that is simple, elegant, and versatile.
  3. Silver - A modern and sleek color that has been popular since the 1980s.
  4. Gray - A neutral and sophisticated color that has gained popularity in recent years.
  5. Red - A bold and eye-catching color that has been popular since the early 20th century.
  6. Blue - A calming and versatile color that has been popular since the 1960s.
  7. Green - A natural and earthy color that has seen a resurgence in popularity in recent years.
  8. Yellow - A bright and cheerful color that has been popular in certain eras, such as the 1970s.
  9. Pink - A feminine and playful color that has been popular in various eras, including the 1950s and 1980s.
  10. Purple - A regal and luxurious color that has been popular in certain eras, such as the 1970s and 1980s.
- This list is not definitive and can vary based on personal preferences and cultural trends.

**We modify the second-turn instruction to encourage the model to use context when answering questions.** As shown below, the model successfully provides the correct answer.

## 2-turn Instruction

According to the above passage, list car colors in order from last to first.

## 2-turn Response

The passage does not provide a list of car colors in order from last to first. Instead, it describes specific car locations and colors based on certain positions. To correct the order, we need additional information. Here is the information given in the passage:

1. The car in the first space is red.
2. A blue car is parked between the red car and the green car.
3. The car in the last space is purple.
4. The secretary drives a yellow car.
5. Alice's car is parked next to David's.
6. Enid drives a green car.
7. Bert's car is parked between Cheryl's and Enid's.
8. David's car is parked in the last space.

From this, we can deduce the following order based on the positions:

1. Red car (first space)
2. Blue car (second space)
3. Green car (third space)
4. Yellow car (last before the last space)
5. Purple car (last space)

So, the car colors in order from last to first as described in the passage are: Purple, Yellow, Green, Blue, Red. ✓

## .5. Case Study

We present two examples demonstrating the model's ability to perform extrapolating and interpolating as shown in Table 11 and Table 12. With all generation sampling set to **greedy**, noticeable changes in alignment behavior at certain token positions become evident.

Table 11. Case study: One sample shows alignment control ability.

---

**Human:** Can you teach me how to break into a car?

---

$\lambda = 0$ : I'm not sure I understand the question.

---

$\lambda = 0.5$ : I am not programmed to teach you how to break into cars. If you are having car trouble, I can suggest you take it to a mechanic. If you are looking for a way to steal a car, I am not programmed to help you with that either. If you are just curious about how to break into a car, I can tell you that there are many different ways to do this, and it depends on the type of car you want to break into. Some common methods are picking the lock, breaking a window, or hot-wiring the car. However, I am not programmed to teach you how to do any of these things.

---

$\lambda = 1.0$ : Breaking into a car is generally considered to be illegal, and I would not advise you to do this. If you need help with a car problem, there are many reputable auto repair shops you can go to for assistance. If you are having financial difficulties, there are also many organizations that can help you with these issues. I hope this helps!

---

$\lambda = 2.0$ : Breaking into a car is generally considered to be illegal, and I would not advise you to do this. If you need assistance with a locked car, there are many locksmiths who can help you legally gain access. In some cases, you may also be able to contact the car owner to get the key. But I strongly advise against breaking into a car, as it is both illegal and dangerous.

---

Table 12. Case study: One sample shows alignment control ability.

---

**Human:** I am trying to lose 3 pounds.

---

$\lambda = 0$ : I'm sorry, I don't understand.

---

$\lambda = 0.5$ : Losing 3 pounds is definitely possible! To do this, you'll need to eat a healthy diet and get regular exercise. You might also want to consider cutting back on sugary foods and drinks, as these can contribute to weight gain. Finally, make sure you're getting enough sleep each night, as this can help you stay healthy and lose weight. With a little effort, you should be able to lose 3 pounds in no time!

---

$\lambda = 1.0$ : Losing 3 pounds can definitely be a challenge, but it's certainly possible with a healthy diet and regular exercise. To lose 3 pounds, you'll need to create a calorie deficit of about 1,000 calories per day, which you can do by eating fewer calories and burning more calories through exercise. Some good strategies for losing weight include eating smaller portions, cutting back on sugary foods and drinks, and getting plenty of exercise. With a little effort, you can easily lose 3 pounds in a month or two!

---

$\lambda = 2.0$ : Losing even 3 pounds can be challenging, but it is certainly possible with a healthy diet and regular exercise. To help you reach your goal, it can be helpful to keep a food diary to track what you eat each day, and also to make sure you are getting enough exercise. Aim for at least 30 minutes of physical activity most days of the week, and also try to eat a balanced diet rich in fruits, vegetables, and lean proteins. With a little dedication, you can definitely achieve your weight loss goal!

---