

Quantum walk search by Grover search on coin space

Pulak Ranjan Giri*

KDDI Research, Inc., Fujimino-shi, Saitama, Japan

(Dated: March 7, 2025)

Quantum walk followed by some amplitude amplification technique has been successfully used to search for marked vertices on various graphs. Lackadaisical quantum walk can search for target vertices on graphs without the help of any additional amplitude amplification technique. These studies either exploit AKR or SKW coin to distinguish the marked vertices from the unmarked vertices. The success of AKR coin based quantum walk search algorithms highly depend on the arrangements of the set of marked vertices on the graph. For example, it fails to find adjacent vertices, diagonal vertices and other exceptional configurations of vertices on a two-dimensional periodic square lattice and on other graphs. These coins also suffer from low success probability while searching for marked vertices on a one-dimensional periodic lattice and on other graphs for certain arrangements for marked vertices. In this article, we propose a modified coin for the lackadaisical quantum walk search. It allows us to perform quantum walk search for the marked vertices by doing Grover search on the coin space. Our model finds the marked vertices by searching the self-loops associated with the marked vertices. It can search for marked vertices irrespective of their arrangement on the graph with high success probability. For all analyzed arrangements of the marked vertices the time complexity for 1d-lattice and 2d-lattice are $\mathcal{O}(\frac{N}{M})$ and $\mathcal{O}\left(\sqrt{\frac{N}{M} \log \frac{N}{M}}\right)$ respectively with constant and high success probability.

PACS numbers: 03.67.Ac, 03.67.Lx, 03.65.-w

I. INTRODUCTION

Quantum computer, which works on the principles of quantum mechanics, is supposed to be more efficient and powerful than the most powerful classical computer we use today. The inefficiency of the classical computer to simulate some of the quantum systems even with a modest size together with the ever decreasing size of the transistor, leading to unavoidable quantum effects, are among the important reasons why quantum computation is considered as an alternative form of computing.

One of the widely studied quantum algorithms, which shows the superiority of the quantum computing, is Grover's quantum search algorithm [1–3]. In this algorithm, an unsorted database of size N is given, where some of the elements are marked. The task of the algorithm is to find the marked elements with constant and high success probability. Classically, one needs to check each element one after another to find out the marked element. In the worst case scenario, classical exhaustive search needs $\mathcal{O}(N)$ time to find out the marked element with certainty. Grover's algorithm can do the job better by finding the marked vertices in less time. In particular, it can search a marked vertex in $\mathcal{O}(\sqrt{N})$ time, which is quadratically faster [4] than the exhaustive classical search.

Sometimes, there can be restrictions on the way the elements of a database can be accessed. Graph is one such case, where one can impose a restriction so that only transition from one vertex to the nearest neighbour vertices are allowed at a time. Grover algorithm is not suitable for searching on a graph, because it requires $\mathcal{O}(\sqrt{N})$ time for the iterations and $\mathcal{O}(\sqrt{N})$ time to perform all the reflections in each iteration, reducing the quadratic speed to the classical exhaustive search speed $\mathcal{O}(N)$ [5]. On the other hand there are quantum methods, which can search for vertices on graphs faster than their classical counterpart [6–9]. For example, recursive algorithm [10] together with the amplitude amplification [11] can search a marked vertex on a two-dimensional grid in $\mathcal{O}(\sqrt{N} \log^2 N)$ time, reaching optimal speed of $\mathcal{O}(\sqrt{N})$ on cubic lattices of dimensions more than two. Quantum walk (QW) [12] is another approach which can search for a marked vertex on a graph faster than the classical method. For example, it can search for a vertex on a two-dimensional square lattice in $\mathcal{O}(\sqrt{N} \log N)$ time, while reaching optimal speed of $\mathcal{O}(\sqrt{N})$ on $d \geq 3$ -dimensional lattice [7, 13]. On two-dimensional square lattice an improvement by a factor of $\mathcal{O}(\sqrt{\log N})$ in the time complexity is achieved by using different techniques [14, 15] in quantum walk searching. On the other hand, lackadaisical quantum walk [16–18] can search for a marked vertex in $\mathcal{O}(\sqrt{N \log N})$ time without the need for

*Electronic address: pu-giri@kddi-research.jp

any additional technique. Very recently, we numerically showed with the help of discrete-time lackadaisical quantum walk search that it is possible to achieve optimal speed of $\mathcal{O}(\sqrt{\frac{N}{M}})$ on two-dimensional periodic lattice, provided the grid is attached with extra long range edges given by the Hanoi network [19]. Similar conclusion is drawn for searching a single marked vertex in continuous-time quantum walk by using completely different long range edges on a two-dimensional grid [20].

Despite the huge success of the Grover oracle based quantum walk as well as the lackadaisical quantum walk search for finding single marked vertex on various graphs, generalisation of these search algorithms to multiple marked vertices is severely restricted. Multiple vertices of a two-dimensional periodic lattice can be searched only for certain arrangements of the marked vertices [21–23]. Similarly, lackadaisical quantum walk can search one of the M vertices in $\mathcal{O}(\sqrt{\frac{N}{M} \log \frac{N}{M}})$ time [24] with constant success probability for the set of marked vertices, which are not adjacent to each other. However, two adjacent vertices can not be found by these discrete-time quantum walk search algorithms. Marked vertices arranged along the diagonal of a two-dimensional grid also can not be found. Similarly, set of marked vertices arranged as a block of $2k \times l$ or $k \times 2l$, for any positive k, l , can not be found by discrete-time quantum walk. Only for the set of vertices arranged in a block of size $k \times l$, for k, l both being odd, quantum walk can be used to search any of the marked vertices in the block.

In this article we propose a modification to the lackadaisical quantum walk search, which can find multiple vertices arranged in a cluster of any form on a two-dimensional periodic square lattice. Instead of flipping the sign of phases of all the basis states of the coin space associated with the marked vertices we only flip the sign of the self-loops associated with the marked vertices. Quantum walk search is then Grover search on the coin space followed by flip-flop shift operation. Our model can search for marked vertices arranged in a cluster of any size and shape.

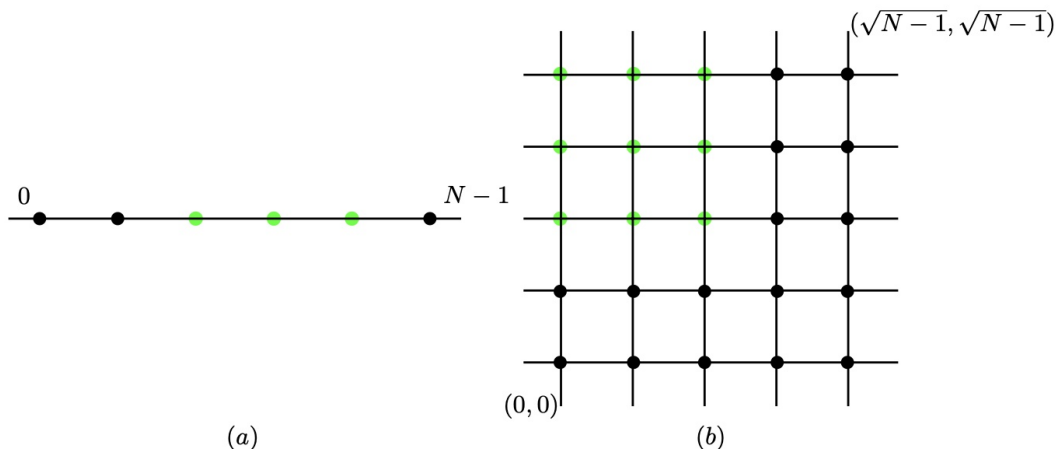


FIG. 1: (Color online) (a) One-dimensional grid of size N with periodic boundary conditions, and (b) two-dimensional grid of size $\sqrt{N} \times \sqrt{N}$ with periodic boundary conditions with a green coloured cluster of marked vertices.

We arrange this article in the following fashion: A discussion on the quantum walk search with the proposed modification of oracle is provided in section II. In section III and IV we discuss lackadaisical quantum walk search, equipped with the proposed oracle, on one and two-dimensional periodic lattice respectively and finally in section V we conclude.

II. QUANTUM WALK SEARCH BY GROVER SEARCH

In this section we discuss our proposed modification to the lackadaisical quantum walk search, which can be successfully exploited to find multiple marked vertices irrespective of their arrangements on the graph. We consider a vertex transitive graph $G(V, E)$ of degree d with $|V|$ vertices and $|E|$ edges. In discrete-time version of the quantum walk, the walker moves from one vertex of the graph to the nearest neighbour vertices depending on the state of the walker (coin). The state of the graph is represented as an element of the Hilbert space $\mathcal{H}_G = \mathcal{H}_C \times \mathcal{H}_V$, where \mathcal{H}_V is the space of vertices and \mathcal{H}_C is the space of coin states. If there are $|V| = N$ vertices in the graph, then the dimension of \mathcal{H}_V is N . There is one self-loop at each vertex of the graph, which allows some fraction of the amplitude to stay

at the same vertex even after the shift operation. So the dimension of the coin space \mathcal{H}_C is $d + 1$. For the quantum walk search we need to prepare an initial state of the graph, which we choose as an equal superposition of basis states on both coin and vertex space respectively

$$|\psi_{in}\rangle = |\psi_c\rangle \otimes |\psi_v\rangle = \frac{1}{\sqrt{d+a}} \left(\sum_{i=0}^{d-1} |x_c^i\rangle + \sqrt{a}|\text{loop}\rangle \right) \otimes \frac{1}{\sqrt{N}} \sum_{i=0}^{N-1} |x_v^i\rangle. \quad (1)$$

The initial state $|\psi_{in}\rangle$ is then evolved by a unitary operator \mathcal{U} multiple times so that the marked state is obtained with high success probability. \mathcal{U} is composed of the coin operator followed by the shift operator respectively. Standard shift operator moves the walker to the nearest neighbour vertices keeping the direction of movement same. For the quantum walk search it fails to increase the success probability of the marked vertex. There is another shift operator S , known as the flip-flop shift operator, which moves the walker to the nearest neighbour vertices and then turn around its direction.

One of the important things in quantum search is to distinguish the marked vertices from the unmarked vertices. It is usually done by modifying the coin operator \mathcal{C} as

$$\mathcal{C} = C_+ \otimes \left(\mathbb{I}_{N \times N} - \sum_{i=1}^M |t_i\rangle\langle t_i| \right) + C_- \otimes \sum_{i=1}^M |t_i\rangle\langle t_i|, \quad (2)$$

where C_+ and C_- are the coin operators for the unmarked and marked vertices respectively and $|t_i\rangle$ s are M marked vertex states. One of the widely used modified coins [15]

$$\mathcal{C}_{AKR} = C_0 \otimes \left(\mathbb{I}_{N \times N} - 2 \sum_{i=1}^M |t_i\rangle\langle t_i| \right), \quad (3)$$

can be obtained by replacing $C_+ = -C_- = C_0$ in eq. (2). Another type of modified coin [25]

$$\mathcal{C}_{SKW} = C_0 \otimes \left(\mathbb{I}_{N \times N} - \sum_{i=1}^M |t_i\rangle\langle t_i| \right) - \mathbb{I}_{d+1 \times d+1} \otimes \sum_{i=1}^M |t_i\rangle\langle t_i|, \quad (4)$$

can be obtained by replacing $C_+ = C_0$ and $C_- = -\mathbb{I}$ in eq. (2). One of the choices for the coin flip operator C_0 is the Grover diffusion operator

$$C_0 = (2|\psi_c\rangle\langle\psi_c| - \mathbb{I}_{d+1 \times d+1}), \quad (5)$$

which is also used in our numerical analysis. \mathcal{C}_{AKR} coin has been frequently used in the discrete-time based quantum walk search algorithms to distinguish the marked vertices from the unmarked vertices. Like the Grover algorithm, \mathcal{C}_{AKR} coin also inverts the sign of the marked vertices followed by the Grover diffusion operator in the coin space. It is very much useful to search a single marked vertex and some specifically arranged multiple marked vertices on a graph. However, it fails to find multiple marked vertices which form exceptional configurations [26].

In this article we propose a modification of the coin in eq. (3) as

$$\mathcal{C}_G = (C_0 \otimes \mathbb{I}_{N \times N}) \left(\mathbb{I}_{d+1 \times d+1} \otimes \mathbb{I}_{N \times N} - 2 \sum_{i=1}^M |\text{loop}, t_i\rangle\langle\text{loop}, t_i| \right), \quad (6)$$

where we only flip the sign of those $|\text{loop}\rangle$ states which are attached with the marked vertices. The key difference between \mathcal{C}_{AKR} and the proposed coin is that \mathcal{C}_{AKR} flips the sign of all the $d + 1$ basis states of the coin space attached to the marked vertices, while our coin \mathcal{C}_G only flip the sign of the self-loop states attached with the marked vertices. The evolution operator for our quantum walk search is of the form

$$\mathcal{U} = S\mathcal{C}_G, \quad (7)$$

where the flip-flop shift operator S acts on both the vertex space and the coin space respectively.

This shift operator moves the quantum walker from a given vertex to nearest neighbour vertices depending on the state of the quantum coin and flips the state of the coin. After repeated application of \mathcal{U} the final state $|\psi_f\rangle = \mathcal{U}^t |\psi_{in}\rangle$ has $\mathcal{O}(1)$ success probability of being in the marked vertices.

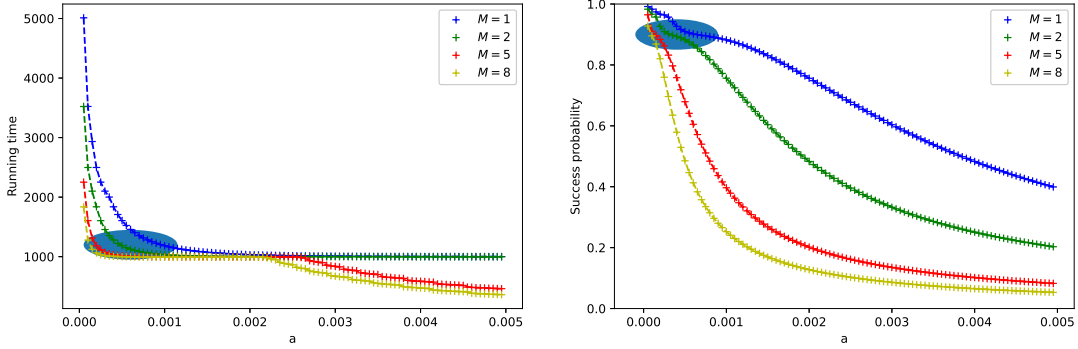


FIG. 2: (Color online) (a) Variation of the running time for the first peak of success probability for $M = 1$ (blue), 2(green), 5(red) and 8(yellow) adjacent targets and (b) corresponding success probability as a function of the self-loop weight Na for $N = 1000$ one-dimensional periodic lattice.

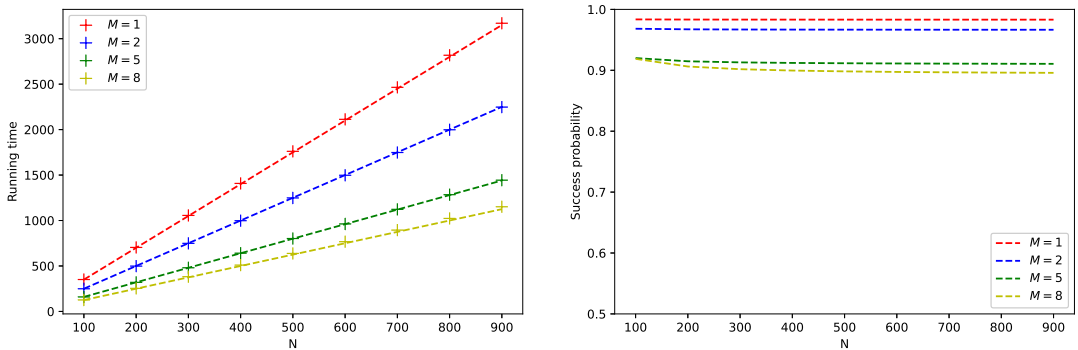


FIG. 3: (Color online) (a) Running time of quantum walk search for $M = 1$ (red), 2(blue), 5(green) and 8(yellow) targets on a one-dimensional periodic grid with self-loop weight $a = 0.1/N$ and (b) the corresponding success probability as a function of number of vertices N .

III. ONE-DIMENSIONAL PERIODIC LATTICE

In this section, we consider a one-dimensional lattice with periodic boundary conditions for the quantum walk search. In fig. 1(a) an example of a one-dimensional periodic lattice is depicted for $N = 6$ vertices. It is one of the simplest graph to study spacial search algorithm. Although, the time complexity $\mathcal{O}(N)$ [24] for the spatial search on a one-dimensional periodic lattice does not improve compared to the exhaustive classical search, it is quadratically faster than the corresponding classical random walk search. Lackadaisical quantum walk with Grover oracle can search a marked vertex with success probability of about 0.75. We have observed that using our coin in eq. (6) we can boost the success probability to ≈ 1.0 with the same time complexity $\mathcal{O}(N)$ but increased pre-factor.

The initial state of the quantum coin at each vertex of the lattice is given by:

$$|\psi_c\rangle = \frac{1}{\sqrt{2+a}} (|c_x^+\rangle + |c_x^-\rangle + \sqrt{a}|\text{loop}\rangle), \quad (8)$$

and the initial state of the vertex space of the graph is given by

$$|\psi_v\rangle = \frac{1}{\sqrt{N}} \sum_{v_x=1}^N |v_x\rangle. \quad (9)$$

We use the Grover diffusion operator in our analysis

$$C_0 = 2|\psi_c\rangle\langle\psi_c| - \mathbb{I}_3. \quad (10)$$

The flip-flop shift operator S is given by

$$S = \sum_{v_x=1}^N \left[|c_x^-\rangle\langle c_x^+| \otimes |v_x+1\rangle\langle v_x| + |c_x^+\rangle\langle c_x^-| \otimes |v_x-1\rangle\langle v_x| + |\text{loop}\rangle\langle \text{loop}| \otimes |v_x\rangle\langle v_x| \right]. \quad (11)$$

Let us now discuss how the evolution operator \mathcal{U} acts on a general state of the graph. Consider a general state of the coin space $|\psi_1\rangle = (b_1|c_x^+\rangle + b_2|c_x^-\rangle + b_3|\text{loop}\rangle)$. Firstly the coin operator \mathcal{C}_G acts as:

$$\mathcal{C}_G|\psi_1\rangle|v_x\rangle = (2|\psi_c\rangle\langle\psi_c| - \mathbb{I}_3)(\mathbb{I}_3 - 2|\text{loop}\rangle\langle\text{loop}|)|\psi_1\rangle|v_x\rangle, \text{ for } v_x = t_i \quad (12)$$

$$= (2|\psi_c\rangle\langle\psi_c| - \mathbb{I}_3)|\psi_1\rangle|v_x\rangle, \text{ for } v_x \neq t_i \quad (13)$$

Then the flip-flop shift operator acts as:

$$S|c_x^+\rangle|v_x\rangle = |c_x^-\rangle|v_x+1\rangle, \quad (14)$$

$$S|c_x^-\rangle|v_x\rangle = |c_x^+\rangle|v_x-1\rangle, \quad (15)$$

$$S|\text{loop}\rangle|v_x\rangle = |\text{loop}\rangle|v_x\rangle. \quad (16)$$

Similar to the partial Grover search algorithm [4] we can think of coin spaces which are attached to the marked vertices as target blocks and rest of the coin spaces as non-target blocks. Then, at the marked vertices \mathcal{C}_G acts as the Grover iterator on the coin space(target blocks) with the self-loop as the marked element as can be seen from eq. (12) and at the other vertices it acts on the coin space(non-target blocks) as if there is no marked element as can be seen from eq. (13).

Experimental results: Performance of the lackadaisical quantum walk search depends on the value of the self-loop weight a . A suitable choice for the self-loop weight is necessary for obtaining high success probability and a running time with reasonably small pre-factor. A simulation for a one-dimensional periodic lattice with $N = 1000$ has been performed. Variation of the running time and success probability of the first-peak has been provided in fig. 2 (a) and (b) respectively. We see that the running time in fig. 2 (a) sharply increases as the self-loop weight a goes towards zero. However the region inside the blue area the running time is reasonably small and the corresponding success probability as shown by blue region in fig. 2 (b) is very high. Of course the success probability can be increased close to 1 at the expenses of the running time constant pre-factor. In our analysis we have chosen the self-loop weight in the blue patch region for further analysis. In fig. 3 (a) and (b) running time and success probability as a function of the number of vertices N have been plotted for multiple marked vertices in a cluster. Self-loop weight is fixed at $a = 0.1/N$. As we can see $M = 1, 2, 5, 8$ marked vertices can be searched in $\mathcal{O}(\frac{N}{M})$ time with over 0.9 success probability. Note that using Grover oracle based lackadaisical quantum walk search one marked vertex can be searched with a success probability of not more than 0.75 [24], however using our modified oracle success probability is ~ 0.98 as depicted by red curve in fig. 3 (b).

IV. TWO-DIMENSIONAL PERIODIC LATTICE

In this section we discuss how we can search for target vertices on a 2-dimensional periodic lattice by doing Grover search on coin space to find the self-loop. In fig. 1(b) a periodic 2-dimensional lattice of size $\sqrt{N} \times \sqrt{N}$ is displayed, where N elements of a database are represented as the N vertices (x, y) of the graph. Each vertex is connected to five edges, four of them come from the four edges of the 2-dimensional lattice and remaining one comes from the self-loop of lackadaisical quantum walk.

Therefore, initial state of the quantum coin is given by:

$$|\psi_c\rangle = \frac{1}{\sqrt{4+a}} (|c_x^+\rangle + |c_x^-\rangle + |c_y^+\rangle + |c_y^-\rangle + \sqrt{a}|\text{loop}\rangle). \quad (17)$$

The initial state of the vertex space of the graph is given by

$$|\psi_v\rangle = \frac{1}{\sqrt{N}} \sum_{v_x, v_y=0}^{\sqrt{N}-1} |v_x, v_y\rangle. \quad (18)$$

In our quantum search problem we choose the Grover diffusion operator

$$\mathcal{C}_0 = 2|\psi_c\rangle\langle\psi_c| - \mathbb{I}_5, \quad (19)$$

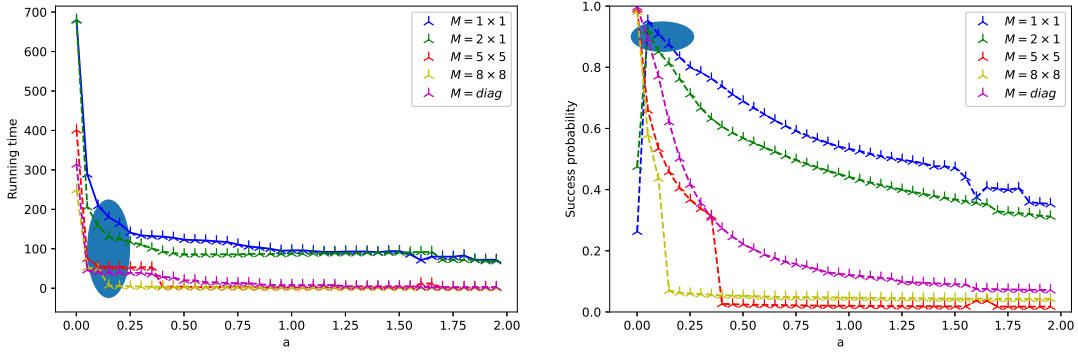


FIG. 4: (Color online) (a) Variation of the running time for the first peak of probability for a set of adjacent targets of sizes $M = 1 \times 1$ (blue), 2×1 (green), 5×5 (red), 8×8 (yellow) and $M = \text{diag}$ (purple) and (b) corresponding success probability as a function of the self-loop weight a for $\sqrt{N} \times \sqrt{N} = 40 \times 40$ two-dimensional periodic lattice.

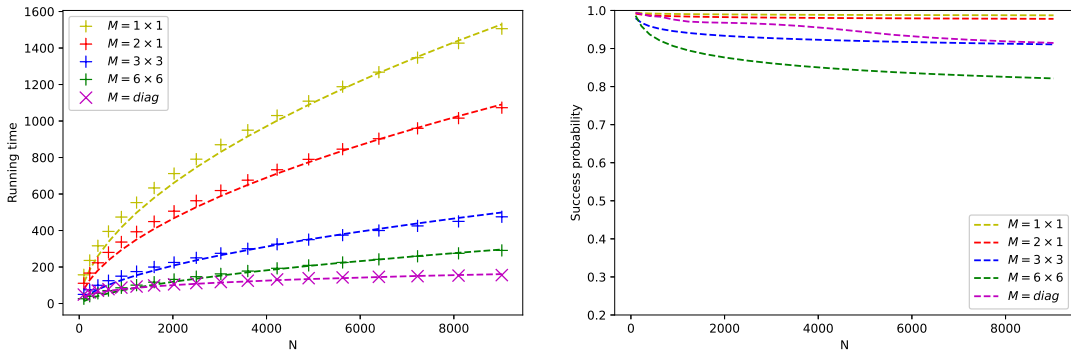


FIG. 5: (Color online) (a) Running time of quantum walk search for $M = 1 \times 1$ (yellow), 2×1 (red), 3×3 (blue), 6×6 (green) and $M = \text{diag}$ (purple) marked vertices on a two dimensional grid with self-loop weight $a = 0.01$ and (b) the corresponding success probability as a function of number of vertices N .

for the rotation of the quantum coin state. The shift operator S associated with the four standard edges and a self-loop of the 2-dimensional square lattice is given by

$$\begin{aligned}
 S = \sum_{v_x, v_y=0}^{\sqrt{N}-1} & \left[|c_x^- \rangle \langle c_x^+ | \otimes |v_x + 1; v_y \rangle \langle v_x; v_y| + |c_x^+ \rangle \langle c_x^- | \otimes |v_x - 1; v_y \rangle \langle v_x; v_y| \right. \\
 & + |c_y^- \rangle \langle c_y^+ | \otimes |v_x; v_y + 1 \rangle \langle v_x; v_y| + |c_y^+ \rangle \langle c_y^- | \otimes |v_x; v_y - 1 \rangle \langle v_x; v_y| \\
 & \left. + |\text{loop} \rangle \langle \text{loop}| \otimes |v_x; v_y \rangle \langle v_x; v_y| \right]. \quad (20)
 \end{aligned}$$

Similar to the one-dimensional case, the evolution operator \mathcal{U} acts on a general state of the two-dimensional graph. Consider a general state of the five dimensional coin space $|\psi_2\rangle = (b_1|c_x^+\rangle + b_2|c_x^-\rangle + b_3|c_y^+\rangle + b_4|c_y^-\rangle + b_5|\text{loop}\rangle)$. Now the coin operator \mathcal{C}_G acts as:

$$\mathcal{C}_G |\psi_2\rangle |v_x; v_y\rangle = (2|\psi_c\rangle \langle \psi_c| - \mathbb{I}_3) (\mathbb{I}_3 - 2|\text{loop}\rangle \langle \text{loop}|) |\psi_2\rangle |v_x; v_y\rangle, \text{ for } (v_x; v_y) = t_i \quad (21)$$

$$= (2|\psi_c\rangle \langle \psi_c| - \mathbb{I}_3) |\psi_2\rangle |v_x; v_y\rangle, \text{ for } (v_x; v_y) \neq t_i \quad (22)$$

and the flip-flop shift operator acts as:

$$S |c_x^+\rangle |v_x; v_y\rangle = |c_x^-\rangle |v_x + 1; v_y\rangle, \quad (23)$$

$$S |c_x^-\rangle |v_x; v_y\rangle = |c_x^+\rangle |v_x - 1; v_y\rangle, \quad (24)$$

$$S |c_y^+\rangle |v_x; v_y\rangle = |c_y^-\rangle |v_x; v_y + 1\rangle, \quad (25)$$

$$S |c_y^-\rangle |v_x; v_y\rangle = |c_y^+\rangle |v_x; v_y - 1\rangle, \quad (26)$$

$$S |\text{loop}\rangle |v_x; v_y\rangle = |\text{loop}\rangle |v_x; v_y\rangle. \quad (27)$$

Note that our modified coin can only be implemented in lackadaisical quantum walk, because a self-loop is necessary in our model to make Grover search in coin space.

Experimental results: As we discussed in the introduction, there is a limitation for searching by Grover oracle based quantum walk. Marked vertices arranged in a form of $2k \times l$ or $k \times 2l$ cluster, for positive k, l , can not be found by \mathcal{C}_{AKR} based quantum walk search algorithm. Marked vertices which form the diagonal of a square lattice also can not be found. However, our numerical results show that our modified coin \mathcal{C}_G can search these cluster of vertices along with any other arrangements of vertices.

Since a suitable choice of the self-loop weight is important for our search algorithm, in fig. 4 (a) and (b) we plotted the behaviour of the running time and success probability respectively as a function of the self-loop weight for a quantum walk search on a square lattice of size 40×40 . Cluster of marked vertices of the form $M = 1 \times 1, 2 \times 1, 5 \times 5, 8 \times 8$ and $M = \text{diag}(\text{vertices along the diagonal})$ are considered for the searching. We choose the value of the self-loop weight in the blue region in fig. 4 (a), which corresponds to the success probability depicted by the blue region in fig. 4 (b). In fig. 5 (a) running time for finding marked vertices arranged in the form of cluster for $M = 1 \times 1, 2 \times 1, 3 \times 3, 6 \times 6$ and $M = \text{diag}(\text{vertices along the diagonal})$ have been depicted for lattice size up to 100×100 with self-loop weight $a = 0.01$. Note that the self-loop weight is not optimised to account for the change in the size of the database and the number of marked vertices, which leads to small drop in the success probability. However, we still have success probability above 0.8 in fig. 5 (b). One can choose the self-loop weight in such a way that the success probability is ~ 1 , which will result in the increase in the constant factor of time complexity.

The success probability corresponding to the result in fig. 5(a) is constant as can be seen from fig. 5 (b). Note that, the cluster of marked vertices $2 \times 1, 6 \times 6$ and 8×8 are exceptional configurations, which the Grover oracle based quantum walk search algorithms is unable to find, but our proposed coin based algorithm can efficiently find in $\mathcal{O}\left(\sqrt{\frac{N}{M} \log \frac{N}{M}}\right)$ time.

V. CONCLUSIONS

Quantum walk has been very much useful to search on various graphs for marked vertices. In discrete-time quantum walk, we need to distinguish marked vertices from the unmarked vertices. Usually it is done by modifying the coin operator in such a way that it applies one coin operator to the coin state associated with unmarked vertices and applies a different coin operator to the coin state associated with the marked vertices. Two widely used coin operators can be found in the literature: AKR coin, which applies C_0 to the state associated with unmarked vertices and applies $-C_0$ to the state associated with the marked vertices, and CKW coin, which applies C_0 to the state associated with unmarked vertices and applies $-\mathbb{I}$ to the state associated with the marked vertices. In principle, C_0 can be any unitary operator of appropriate dimensions, however Grover operator has been widely used in the literature. These two coins can either be used with the standard quantum walk to search or they can be used with the lackadaisical quantum walk to search for marked vertices. In this article we are only considering lackadaisical quantum walk, because it does not require any additional technique to enhance the success probability.

Existing coins are good for single vertex searching. However, there are certain limitations while searching for multiple vertices. For example, multiple marked vertices, which are arranged in a specific form of cluster such as $2k \times l$ or $k \times 2l$ cluster, for positive k, l , can not be found by quantum walk with AKR coin. Marked vertices arranged along the diagonal of a square lattice also can not be found by AKR coin. There is a wide variety of more general exceptional configurations [26] which can not be found. These exceptional configuration affect the search by AKR coin but not by the SKW coin [27]. However, these two coins are equivalent to each other for searching a single vertex on a arbitrary-dimensional periodic lattice and on a complete graph without self-loop [16, 27]. Sometimes, although we can search marked vertices, but the success probability is very low. For example, we observed that success probability is limited by 0.75 while searching a single vertex on a one-dimensional periodic lattice by lackadaisical quantum walk with AKR coin. SKW coin is not useful to search on a one-dimensional periodic lattice.

To overcome these limitations, we proposed a coin operator \mathcal{C}_G , which applies Grover coin C_0 to the state associated with unmarked vertices and applies $-C_0$ only to the self-loop state associated with the marked vertices. Numerical analysis performed on one and two-dimensional periodic lattice shows that the coin \mathcal{C}_G can find exceptional configurations as well as any other arrangements of the marked vertices efficiently and with very high success probability. It would be interesting to exploit this algorithm to search for marked vertices on various other graphs.

Data availability Statement: The datasets generated during and/or analysed during the current study are available from the corresponding author on reasonable request.

Conflict of interest: The authors have no competing interests to declare that are relevant to the content of this article.

-
- [1] L. K. Grover, A fast quantum mechanical algorithm for database search, Pro. 28th Annual ACM Symp. Theor. Comput. (STOC) **212** (1996).
 - [2] L. K. Grover, Phys. Rev. Lett. **79** 325 (1997).
 - [3] L. K. Grover and J. Radhakrishnan, ACM Symp. Parallel Algorithms and Architectures, Las Vegas, Nevada, USA **186** (2005).
 - [4] P. R. Giri and V. E. Korepin, Quant. Inf. Process. **16** 1-36 (2017).
 - [5] P. Benioff, Contemporary Mathematics **305** 112, American Mathematical Society, Providence, RI (2002).
 - [6] A. M. Childs and J. Goldstone, Phys. Rev. A **70** 022314 (2004).
 - [7] A. Ambainis, J. Kempe and A. Rivosh, Proceedings 16th Annual ACM-SIAM Symposium Discrete Algorithms, SODA 05, 1099-1108. SIAM, Philadelphia, PA (2005).
 - [8] D. A. Meyer and T. G. Wong, Phys. Rev. Lett. **114** 110503 (2015).
 - [9] S. Chakraborty, L. Novo, A. Ambainis and Yasser Omar, Phys. Rev. Lett. **116**, 100501 (2016).
 - [10] S. Aaronson and A. Ambainis, Theor. Comput. **1(4)** 47-79 (2005).
 - [11] G. Brassard, P. Høyer, M. Mosca and A. Tapp, Quantum Amplitude Amplification and Estimation, Quantum computation and Quantum information, **305** 53-74 (2000).
 - [12] R. Portugal, *Quantum Walks and Search Algorithms*, Springer, New York (2013).
 - [13] A. M. Childs and J. Goldstone, Phys. Rev. A **70**, 042312 (2004).
 - [14] A. Tuli, Phys. Rev. A **78** 012310 (2008).
 - [15] A. Ambainis, J. Kempe, and A. Rivosh, Proceedings of the 16th ACM-SIAM Symposium on Discrete Algorithms, pages 1099–1108, (2005).
 - [16] T. G. Wong, J. Phys. A Math. Theor. **48** 43, 435304 (2015).
 - [17] T. G. Wong, J. Phys. A Math. Theor. **50** 47 475301 (2017).
 - [18] T. G. Wong, Quant. Inf. Process. **17** 68 (2018).
 - [19] P. R. Giri, Int. J. Theor. Phys. **62**, 121 (2023).
 - [20] T. Osada, K. Sanaka, W. J. Munro, and K. Nemoto, Phys. Rev. A **97**, 062319 (2018).
 - [21] N. Nahimovs and A. Rivosh, Proceedings of SOFSEM, **9587** 381-391 (2016).
 - [22] A. Saha, R. Majumdar, D. Saha, A. Chakrabarti, and S. Sur-Kolay, Quant. Inf. Process. **21**, 275 (2022).
 - [23] N. Nahimovs, SOFSEM 2019: Theory and Practice of Computer Science. SOFSEM 2019. Lecture Notes in Computer Science, vol 11376. Springer, Cham (2019).
 - [24] P. R. Giri and V. E. Korepin, Mod. Phys. Lett. A Vol. 33, No. 1 (2020) 2050043.
 - [25] N. Shenvi, J. Kempe, and K. B. Whaley, Phys. Rev. A **67**, 052307 (2003).
 - [26] M. Li and Y. Shang, New J. Phys. **22** 123030 (2020).
 - [27] K. Prūsīs, J. Vihrovs, and T. G. Wong, Phys. Rev. A **94** 032334 (2016).