

Transformer-Based Power Optimization for Max-Min Fairness in Cell-Free Massive MIMO

Irched Chafaa , Giacomo Bacci , *Senior Member, IEEE*, Luca Sanguinetti , *Fellow, IEEE*

Abstract—Power allocation is an important task in wireless communication networks. Classical optimization algorithms and deep learning methods, while effective in small and static scenarios, become either computationally demanding or unsuitable for large and dynamic networks with varying user loads. This letter explores the potential of transformer-based deep learning models to address these challenges. We propose a transformer neural network to jointly predict optimal uplink and downlink power using only user and access point positions. The max-min fairness problem in cell-free massive multiple input multiple output systems is considered. Numerical results show that the trained model provides near-optimal performance and adapts to varying numbers of users and access points without retraining, additional processing, or updating its neural network architecture. This demonstrates the effectiveness of the proposed model in achieving robust and flexible power allocation for dynamic networks.

Index Terms—Power allocation, transformer neural network, supervised learning, cell-free massive MIMO, max-min fairness.

I. INTRODUCTION

POWER allocation is a crucial step in wireless networks to optimize the communications performance [1]. Depending on the nature of the optimization problem, power allocation can be performed via iterative methods [2] such as in the sum spectral efficiency problem [3] or using closed-form solution, as reported recently in [4] for the particular max-min fairness (MMF) problem. Iterative optimization algorithms require multiple iterations to find optimal powers, often failing to converge within channel coherence time for highly dynamic networks. They also impose high computational complexity due to numerous optimization parameters that scale poorly with network size. In addition, if the network configuration changes – a common scenario in wireless networks – additional iterations are required. The closed-form solution in [4] still requires substantial real-time channel information and is computationally expensive due to matrix inversions and eigenvalue decompositions. Thus, while these methods provide theoretical benchmarks, they struggle with real-time, dynamic, and large-scale networks.

Machine learning, including reinforcement and deep learning, has been explored to overcome iterative solution limitations [5]–[7]. While effective for fixed configurations and low-dimensional inputs, these methods are not suited to varying

input sizes and dynamic systems, in the absence of retraining and architectural adjustments. In [7], the authors used a transformer-based [8] down-link (DL) model for power allocation that adapts to varying numbers of user equipments (UEs) via unsupervised learning. However, the proposed method requires post-processing and padding, which increases computational overhead and limits scalability, especially with frequent changes in user load [9], [10]. In addition, it does not address varying numbers of access points (APs). This raises a key question: *How can we design a flexible learning model that can handle different UE loads and active number of APs while maintaining near-optimal performance?*

In this letter, we propose a supervised learning approach to train a transformer neural network (TNN) [8] that leverages UEs and APs location information (e.g., spatial coordinates) to jointly predict up-link (UL) and DL powers, maximizing the minimum spectral efficiency (SE). We focus on the MMF problem in cell-free massive MIMO (mMIMO) systems [3], a key candidate for future 6G networks. Our main contributions are as follows. By leveraging the attention mechanism of the transformer, our model efficiently captures user-AP relationships in parallel and adapts to the dynamics of the wireless network. Unlike previous works [4], [6], [7], we eliminate the dependence on large-scale fading and channel statistics while maintaining near-optimal performance, by using only spatial coordinates of UEs and APs as inputs. This minimal information reduces overhead, enables real-time operation, and decouples power control from data detection, making it applicable across different network layers. In addition, our solution leverages dynamic batching and the permutation-invariant properties of the transformer to seamlessly handle varying numbers of UEs and APs without architectural changes or additional processing such as padding, ensuring flexible power allocation. Trained on datasets with different numbers of UEs and APs, the model generalizes to new configurations without retraining. Finally, we validate its performance against the optimal closed-form max-min SE solution [4], achieving comparable results while eliminating the need for extensive information and iterative computation during online inference.

II. SYSTEM MODEL AND PROBLEM FORMULATION

We consider a cell-free mMIMO system, where K single-antenna UEs are served by L APs with N antennas each. The APs coordinate via a fronthaul network and a central processing unit (CPU) for joint processing and power allocation. The standard time division duplexing (TDD) protocol of cell-free mMIMO is used [3], where the τ_c available channel uses are employed for: UL training phase (τ_p); DL payload

This work was supported by the Italian Ministry of Education and Research (MUR) in the framework of the FoReLab Project (Department of Excellence) and in part by the European Union under the Italian National Recovery and Resilience Plan (NRRP) of NextGenerationEU, partnership on “Telecommunications of the Future” (PE00000001 – Program “RESTART”, Structural Project 6GWINET, Cascade Call SPARKS).

I. Chafaa, G. Bacci, L. Sanguinetti are with the Dipartimento di Ingegneria dell’Informazione, University of Pisa, 56122 Pisa, Italy (e-mail: irched.chafaa@ing.unipi.it, {giacomo.bacci, luca.sanguinetti}@unipi.it).

transmission (τ_d); and UL payload transmission (τ_u). Clearly, $\tau_c \geq \tau_p + \tau_d + \tau_u$.

We consider a narrowband channel model and assume that the channel remains constant within a coherence block. We denote the channel vector between the AP l and UE k with \mathbf{h}_{lk} , and model it as [3]:

$$\mathbf{h}_{lk} = \sqrt{\beta_{lk}} \mathbf{R}_{lk}^{1/2} \mathbf{g}_{lk} \quad (1)$$

where β_{lk} is the large-scale fading coefficient, accounting for path loss and shadowing, $\mathbf{R}_{lk} \in \mathbb{C}^{N \times N}$ is the spatial correlation matrix representing the antenna correlation structure at AP l , and $\mathbf{g}_{lk} \sim \mathcal{CN}(\mathbf{0}, \mathbf{I}_N)$ is an i.i.d. complex Gaussian vector representing the small-scale fading. We assume that the channels $\{\mathbf{h}_{lk}; l = 1, \dots, L\}$ are independent and call $\mathbf{h}_k = [\mathbf{h}_{1k}^T, \dots, \mathbf{h}_{Lk}^T]^T \in \mathbb{C}^{LN}$ the collective channel from all APs to UE k .

The CPU computes the estimate of \mathbf{h}_k on the basis of received pilot sequences transmitted during the training phase [3]. The minimum mean square error (MMSE) estimate is $\hat{\mathbf{h}}_k = [\hat{\mathbf{h}}_{1k}^T, \dots, \hat{\mathbf{h}}_{Lk}^T]^T$ with [3]

$$\hat{\mathbf{h}}_{lk} = \mathbf{R}_{lk} \mathbf{Q}_{lk}^{-1} \left(\mathbf{h}_{lk} + \frac{1}{\tau_p \rho} \mathbf{n}_{lk} \right) \sim \mathcal{N}_C(\mathbf{0}_N, \Phi_{lk}) \quad (2)$$

where ρ is the UL pilot power of each UE, and $\mathbf{n}_{lk} \sim \mathcal{N}_C(\mathbf{0}_{LN}, \sigma^2 \mathbf{I}_{LN})$ is the thermal noise. Also, we have that $\mathbf{Q}_{lk} = \mathbf{R}_{lk} + \frac{\sigma^2}{\tau_p \rho} \mathbf{I}_{LN}$, and $\Phi_{lk} = \mathbf{R}_{lk} \mathbf{Q}_{lk}^{-1} \mathbf{R}_{lk}$. Hence, we have that $\hat{\mathbf{h}}_k \sim \mathcal{N}_C(\mathbf{0}_{LN}, \Phi_k)$ with $\Phi_k = \text{diag}(\Phi_{1k}, \dots, \Phi_{Lk})$. Note that the method proposed in this letter can be applied to other channel estimation schemes, such as the least-squares method [3].

A. Uplink and Downlink Transmissions

To detect the data of UE k in the UL, the CPU selects an arbitrary receive combining vector $\mathbf{v}_k \in \mathbb{C}^{LN}$ for UE k based on all the collective channel estimates $\{\hat{\mathbf{h}}_k; k = 1, \dots, K\}$. An achievable SE of UE k is given by [3]:

$$\text{SE}_k^{\text{UL}} = \frac{\tau_u}{\tau_c} \log_2(1 + \text{SINR}_k^{\text{UL}}) \quad (3)$$

with the effective signal-to-interference-plus-noise ratio (SINR) defined as

$$\frac{p_k^{\text{UL}} |\mathbb{E}\{\mathbf{v}_k^H \mathbf{h}_k\}|^2}{\sum_{i=1}^K p_i^{\text{UL}} \mathbb{E}\{|\mathbf{v}_k^H \mathbf{h}_i|^2\} - p_k^{\text{UL}} |\mathbb{E}\{\mathbf{v}_k^H \mathbf{h}_k\}|^2 + \sigma^2 \mathbb{E}\{\|\mathbf{v}_k\|^2\}} \quad (4)$$

where p_k^{UL} is the UL transmit power of user k . The expectation is taken with respect to all sources of randomness. Although the bound in (3) is valid for any combining vector, we consider the MMSE combiner, given by [3]:

$$\mathbf{v}_k = \left(\sum_{k=1}^K p_k^{\text{UL}} \hat{\mathbf{h}}_k \hat{\mathbf{h}}_k^H + \mathbf{Z} \right)^{-1} \hat{\mathbf{h}}_k \quad (5)$$

where $\mathbf{Z} = \sum_{k=1}^K p_k^{\text{UL}} (\mathbf{R}_k - \Phi_k) + \sigma^2 \mathbf{I}_{LN}$.

In the DL, the CPU coordinates the APs to transmit signals to the UEs. Similarly to UL, an achievable SE of user k is obtained as:

$$\text{SE}_k^{\text{DL}} = \frac{\tau_d}{\tau_c} \log_2(1 + \text{SINR}_k^{\text{DL}}) \quad (6)$$

with the effective SINR defined as

$$\frac{p_k^{\text{DL}} |\mathbb{E}\{\mathbf{h}_k^H \mathbf{w}_k\}|^2}{\sum_{i=1}^K p_i^{\text{DL}} \mathbb{E}\{|\mathbf{h}_k^H \mathbf{w}_i|^2\} - p_k^{\text{DL}} |\mathbb{E}\{\mathbf{h}_k^H \mathbf{w}_k\}|^2 + \sigma^2} \quad (7)$$

where p_k^{DL} is the DL power used by the CPU to serve UE k and $\mathbf{w}_k \in \mathbb{C}^{LN}$ is its associated unit-norm precoding vector. The MMSE precoder is used [3], which is given by $\mathbf{w}_k = \frac{\mathbf{v}_k}{\|\mathbf{v}_k\|}$.

B. Problem Formulation

We aim to develop a flexible, learning-based solution for optimal power allocation in networks with varying K and L , using minimal input information. In particular, we consider the max-min optimization problem, commonly used in cell-free mMIMO systems to ensure equal SE across UEs. In the UL, the problem takes the following form [3]:

$$\begin{aligned} & \max_{\{p_k^{\text{UL}} \geq 0\}} \min_k \text{SE}_k^{\text{UL}} \\ & \text{subject to} \quad p_k^{\text{UL}} \leq P_{k,\text{max}}^{\text{UL}} \quad \forall k \end{aligned} \quad (8)$$

where $P_{k,\text{max}}^{\text{UL}}$ is the maximum UL power for user k . Similarly, in the DL we have that:

$$\begin{aligned} & \max_{\{p_k^{\text{DL}} \geq 0\}} \min_k \text{SE}_k^{\text{DL}} \\ & \text{subject to} \quad \sum_{k=1}^K p_k^{\text{DL}} \leq \sum_{l=1}^L P_{l,\text{max}}^{\text{DL}} \end{aligned} \quad (9)$$

where $P_{l,\text{max}}^{\text{DL}}$ is the maximum power per AP. The constraint ensures that the total power allocated to all UEs does not exceed the total power budget across all APs.

Both optimization problems can be solved using the closed-form solution in [4], online iterative solvers [2], [3], or traditional deep learning models [5]–[7]. However, as discussed earlier, all these methods may be demanding for real-time application in dynamic situations. To address this, we propose a flexible, data-driven alternative: a supervised learning framework with a trained TNN that jointly predicts the optimal powers, while handling varying numbers of UEs and APs.

III. TRANSFORMER-BASED POWER ALLOCATION

Unlike other deep learning architectures [5]–[7], transformers can handle size-varying inputs and outputs without the need for additional processing steps [8]. The parallel processing capability of transformers further enhances their efficiency, making them ideal for real-time applications. In addition, the self-attention mechanism enables them to capture complex relationships between UEs, APs, and channels, enabling more accurate and scalable power allocation predictions. By training on data spanning different numbers of UEs and APs configurations, transformers can generalize well across a wide range of scenarios, eliminating the need to retrain or reconfigure the model's architecture for each new scenario. Therefore, we propose a supervised learning framework where a transformer model is trained to jointly predict UL and DL power at the output, using only the UEs and APs positions as input information. In the following, we explain in detail the basic parts of our proposed solution.

A. Training Data

For a given APs placement and path loss model, we generate multiple UE displacements to evaluate large-scale fading coefficients. Optimal UL and DL powers are then derived by solving the max-min SE optimization problems in (9) and (10) offline, following [4]. The training dataset consists of input-output pairs $(\mathbf{Z}, \mathbf{p}^*)$, where $\mathbf{Z} \in \mathbb{R}^{2(L+1)}$ captures normalized x - y coordinates of UEs and APs, and $\mathbf{p}^* \in \mathbb{R}^{2K}$ contains the UL and DL optimal power values. Min-max normalization [6] ensures consistent scaling for stable training. The dataset is split 80 – 20 into training and testing sets. To enhance generalization, the dataset covers diverse configurations, varying user and APs counts, distributions, and channel realizations. Multiple samples per (K, L) combination enable learning robust power allocation across cell-free mMIMO scenarios.

B. Model Architecture

The proposed TNN model predicts UL and DL powers by capturing relationships between input features. It comprises three key components: a *dynamic* input layer, a multi-layer transformer encoder, and an output layer, enabling adaptability to varying UEs and APs. Fig. 1 illustrates the processing steps.

- 1) *Dynamic input layer*: For each batch of size B , the input tensor $\mathbf{X} \in \mathbb{R}^{B \times K \times (2L+2)}$ encodes spatial information for K UEs and L APs, including their x - y coordinates. A fully connected input layer maps features to a d_{mod} -dimensional space using [8], [11]:

$$\mathbf{H} = \text{ReLU}(\mathbf{X}\mathbf{W}_{\text{input}} + \mathbf{b}_{\text{input}}) \quad (10)$$

where ReLU is an activation function [12], $\mathbf{W}_{\text{input}} \in \mathbb{R}^{(2L+2) \times d_{\text{mod}}}$ and $\mathbf{b}_{\text{input}} \in \mathbb{R}^{d_{\text{mod}}}$ are learnable parameters. The resulting tensor $\mathbf{H} \in \mathbb{R}^{B \times K \times d_{\text{mod}}}$ is fed into the transformer encoder. Unlike previous methods [5]–[7], our model dynamically adjusts the input tensor size \mathbf{X} based on the number of UEs K and APs L in each batch. This enables seamless handling of varying K and L during both training and inference, eliminating the need to add more processing steps.

- 2) *Multi-layer transformer encoder*: The core of the model is a transformer encoder that processes the tensor \mathbf{H} . It comprises M layers, each featuring a multi-head attention (MHA) mechanism and a feed-forward network (FFN) [8]. The self-attention mechanism effectively captures dependencies by computing attention scores between all input element pairs:

$$\text{Attention}(\mathbf{Q}, \mathbf{K}, \mathbf{V}) = \text{Softmax}\left(\frac{\mathbf{Q}\mathbf{K}^T}{\sqrt{D_K}}\right)\mathbf{V} \quad (11)$$

where Softmax is an activation function [12], \mathbf{Q} , \mathbf{K} , and \mathbf{V} are the query, key, and value matrices derived from \mathbf{H} with D_K being a dimension of the key matrix [8], [11]. After that, each UE's feature is processed through the FFN:

$$\text{FFN}(\mathbf{h}) = \text{ReLU}(\mathbf{h}\mathbf{W}_1 + \mathbf{b}_1)\mathbf{W}_2 + \mathbf{b}_2 \quad (12)$$

where \mathbf{W}_1 , \mathbf{W}_2 , \mathbf{b}_1 , \mathbf{b}_2 are trainable parameters. As a result, the transformer encoder output, $\mathbf{H}_{\text{out}} \in \mathbb{R}^{B \times K \times d_{\text{mod}}}$,

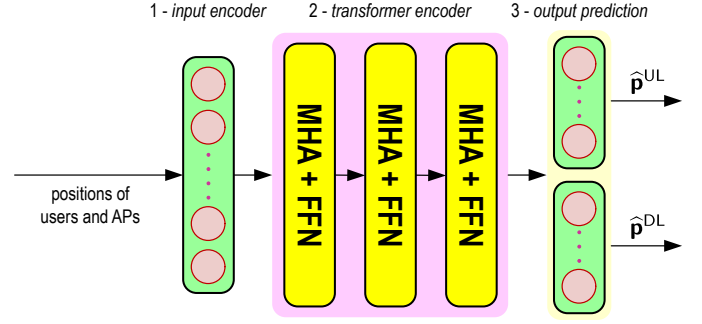


Fig. 1: Architecture diagram of the proposed transformer-based model to predict jointly UL and DL powers leveraging spatial information at the input.

encodes the learned relationships between all UEs and APs, effectively capturing their interactions.

- 3) *Output layer*: To predict the UL and DL powers, the output of the transformer encoder \mathbf{H}_{out} is passed through two separate fully-connected layers yielding:

$$\hat{p}_k^{\text{UL}} = \text{Sigmoid}(\mathbf{H}_{\text{out}}\mathbf{W}_{\text{UL}} + \mathbf{b}_{\text{UL}}) \cdot P_{k,\text{max}}^{\text{UL}} \quad (13)$$

and

$$\hat{p}_k^{\text{DL}} = \text{ReLU}(\mathbf{H}_{\text{out}}\mathbf{W}_{\text{DL}} + \mathbf{b}_{\text{DL}}) \cdot \frac{\sum_{l=1}^L P_{l,\text{max}}^{\text{DL}}}{\sum_{k=1}^K \hat{p}_k^{\text{DL}}} \quad (14)$$

where \mathbf{W}_{UL} , \mathbf{W}_{DL} , \mathbf{b}_{UL} , \mathbf{b}_{DL} are trainable parameters, and Sigmoid is an activation function ensuring an output in the range $[0, 1]$ [12]. The predicted UL and DL powers for each user are concatenated to form the final output tensor of powers $\hat{\mathbf{p}} \in \mathbb{R}^{B \times K \times 2}$ for all UEs in the batch.

The model is trained to minimize the mean square error (MSE) between the predicted powers $\hat{\mathbf{p}}$ and the optimal powers \mathbf{p}^* from offline optimization. During training, the model learns to approximate the optimal function mapping the positions of UEs and APs to powers that maximize the minimum SE:

$$\mathcal{L}_{\text{MSE}} = \frac{1}{B} \sum_{i=1}^B \|\mathbf{p}_i^* - \hat{\mathbf{p}}_i\|^2. \quad (15)$$

C. Computational Complexity

The computational complexity of the proposed transformer-based model differs between the training and inference phases. During training, the model performs both a forward and backward pass, with the main cost arising from the self-attention mechanism in the transformer encoder. While this can be substantial for large-scale systems, hardware accelerators like graphics processing units (GPUs) or tensor processing units (TPUs) can efficiently handle these computations. Note also that the training is only done once during the offline phase. The overall training complexity [8], [11] is on the order of:

$$\mathcal{O}(2MBKd_{\text{mod}}(d_{\text{mod}} + K) + 2BK(2L + 2)d_{\text{mod}}). \quad (16)$$

In contrast, inference involves only a forward pass, which is faster and more efficient since it lacks back-propagation and

gradient updates and only uses x - y coordinates as input. The inference complexity [8], [11] is on the order of:

$$\mathcal{O}(M(BKd_{\text{mod}}^2 + BK^2d_{\text{mod}}) + BK(2L+2)d_{\text{mod}}). \quad (17)$$

Compared to iterative optimization methods [2], [3], the transformer model offers a clear advantage during inference. Iterative methods require multiple iterations with operations that scale linearly or quadratically, per iteration, with the number of UEs and APs. For example, the method in [2] incurs a computational cost of $\mathcal{O}(LK^2)$ per iteration [7]. On the other hand, the transformer model processes the input in a single forward pass, ensuring a fixed, predictable computational cost.

Compared to [4], both UL and DL powers require matrix inversions and eigenvalue decompositions, which have a complexity of $\mathcal{O}(K^3)$ per power control operation. Moreover, the optimal powers are computed based on a substantial amount of information, including channel statistics (such as covariance matrices, channel estimates, and large-scale fading) as well as combining and precoding vectors. These elements must be updated regularly according to the current network configuration and UE load. As a result, the optimal powers must be recalculated each time the parameters K or L change.

IV. NUMERICAL RESULTS

In this section, we present numerical results to illustrate the performance of the proposed solution for a cell-free mMIMO system, as described in Sect. II.

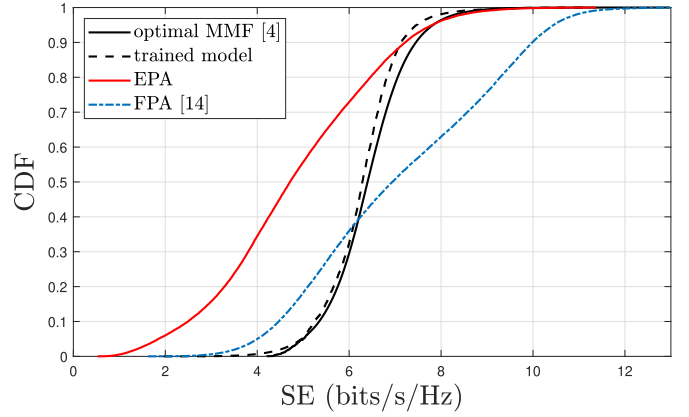
A. Cell-free mMIMO parameters

We consider a network with a coverage area of $500\text{ m} \times 500\text{ m}$, with $N = 4$ antennas per AP. The APs are uniformly deployed within the squared coverage area. The maximum UL transmit power for each user is 100 mW , whereas the maximum DL transmit power for each AP is 200 mW . We assume $\tau_c = 200$ and set $\tau_p = K$, $\tau_u = \lfloor \frac{\tau_c - \tau_p}{2} \rfloor$ and $\tau_d = \tau_c - \tau_p - \tau_u$. The large-scale fading coefficients are computed following the 3GPP path-loss model adopted in [4, Sect. III-D] for a 2-GHz carrier frequency, a pathloss exponent of 3.67, a UE-AP height difference of 10 m and a shadow fading $F_{kl} \sim \mathcal{CN}(0, \alpha^2)$, with $\alpha^2 = 4\text{ dB}$. The shadow fading terms are spatially correlated as in [4, Sect. III-D] to account for the fact that closely located UEs experience similar shadow fading effects. The noise power is $\sigma^2 = -94\text{ dB}$ [4] with a noise figure $\eta = 7\text{ dB}$ and a bandwidth $B = 20\text{ MHz}$.

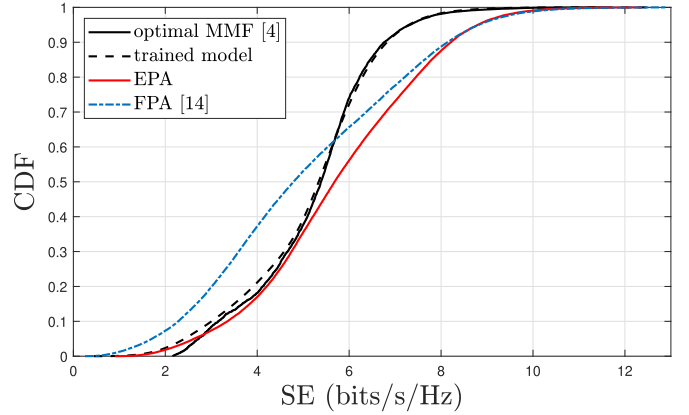
A total number of 800 training samples are generated for each value of $K \in \{2, 4, 6, 8, 10\}$ and $L \in \{9, 16\}$. Each sample consists of UEs and APs positions, and optimal powers. Additionally, a testing dataset of 200 samples for $K = 2, 3, \dots, 100$ and $L = 4, 5, \dots, 49$ is also generated. By extending the testing range beyond the training values for both UEs and APs, the model's ability to generalize to new dynamic network configurations can be effectively assessed.

B. Learning model parameters

The transformer architecture includes $M = 2$ encoder layers with four attention heads and a model dimension



(a) uplink.



(b) downlink.

Fig. 2: CDF of average per-UE SE in UL and DL on the test set of different values of K and L . The trained model performs close to the optimal one and generalizes well on different network configurations using the same architecture.

$d_{\text{mod}} = 64$. The model's training incorporates a dropout rate of 0.1 to reduce overfitting by randomly deactivating connections during the training. The learning rate is set to 0.001 for consistent and controlled optimization using the well-known adaptive moment estimation with weight decay (AdamW) optimizer [13], which combines fast convergence with improved regularization. The training is performed with 10 epochs for each chosen value of K and L , with a batch size of 32 samples.

C. Performance evaluation

We begin by plotting the cumulative distribution function (CDF) of the average per-UE SE obtained by evaluating our trained model on test data (unseen during the training) for different random combinations of values of $2 \leq K \leq 100$ and $4 \leq L \leq 36$ beyond the training range. The UL is considered in Fig. 2a while the DL is reported in Fig. 2b. Comparisons are with the SE obtained with *i*) the optimal values obtained by the solution in [4], *ii*) equal power allocation (EPA), and *iii*) fractional power allocation (FPA) [14]. The results in Fig. 2a and Fig. 2b show that the SE obtained with the trained model closely follows the optimal one. This demonstrates its ability to generalize and provide near-optimal performance for both

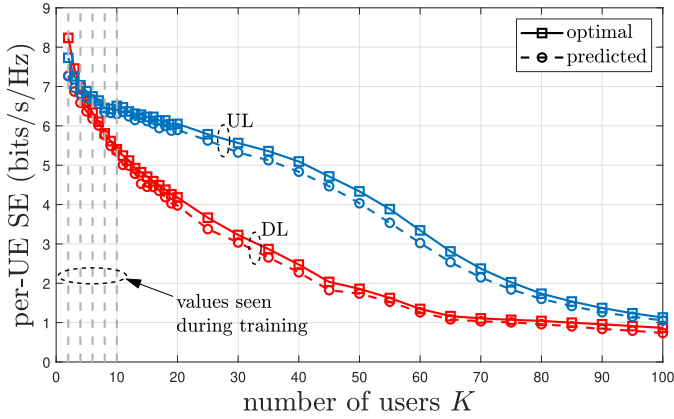


Fig. 3: Average per-UE SE for different K values. The trained model adapts well to unseen values of K without retraining or reconfiguring the model’s architecture.

UL and DL. In contrast, the EPA strategy performs the worst. The FPA offers moderate improvements over EPA but can not perform as well as the trained model. These results highlight the potential of the proposed model for efficient and flexible power allocation in the use case of cell-free mMIMO systems, offering near-optimal performance with lower computational complexity during inference compared to the optimal method, in addition to a flexibility to variations in UE load and AP configurations.

Fig. 3 compares the average per-UE SE, achieved by the optimal and predicted powers, for different values of K and $L = 16$ of the test set. First, we notice that the SE decreases when K increases, as expected, but gradually, showing that the system handles the increasing user load efficiently. Moreover, Fig. 3 shows that the trained model achieves near-optimal performance even for unseen and higher numbers of UEs $K > 10$. This is achieved using just UE and AP positions as inputs and without retraining the model, updating its architecture or employing additional data-processing. Again, this shows the model’s flexibility and potential application in dynamic scenarios.

In Fig. 4, the trained model is evaluated on the test data with $K = 10$ for varying numbers of APs L as it happens in *user-centric* cell-free mMIMO. As expected, the per-UE SE increases as L increases. Furthermore, the SE obtained with the trained model follows the optimal one, illustrating a good generalization across different AP counts for both UL and DL. Again, this is achieved without changing the model’s architecture or employing additional processing to the data.

V. CONCLUSIONS

This letter presented a supervised learning approach to train a TNN for jointly predicting UL and DL powers in a wireless communication network, using only the spatial coordinates of UEs and APs. As a case study, the max-min problem in a cell-free mMIMO system was considered. The proposed model efficiently handles varying numbers of UEs and APs without requiring retraining or adjustments to the neural network, leveraging the transformer’s architecture and dynamic training on diverse configurations. Numerical results showed that

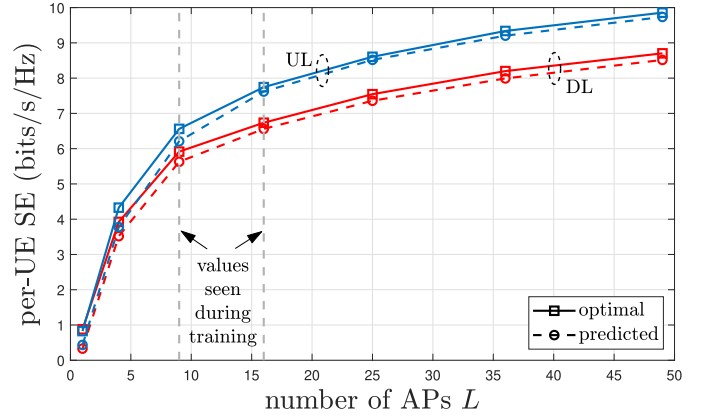


Fig. 4: Average per-UE SE for different numbers of APs. The model handles varying numbers of APs without a significant performance degradation.

our model achieves near-optimal performance across varying system parameters, highlighting its flexibility for dynamic power allocation. However, scalability to very large systems depends on the available computational resources. Thus, future work may consider using sparse or local attention mechanisms [11] to reduce the quadratic cost $\mathcal{O}(MBK^2d_{\text{mod}})$ to linear or logarithmic complexity.

REFERENCES

- [1] L. Tan, *Resource Allocation and Performance Optimization in Communication Networks and the Internet*. Boca Raton, FL: CRC press, 2017.
- [2] M. Farooq, H. Q. Ngo, and L.-N. Tran, “Accelerated projected gradient method for the optimization of cell-free massive MIMO downlink,” in *Proc. Intl. Symp. Personal, Indoor and Mobile Radio Commun. (PIMRC)*, London, UK, 2020.
- [3] Ö. T. Demir, E. Björnson, and L. Sanguinetti, “Foundations of user-centric cell-free massive MIMO,” *Foundations and Trends® in Signal Processing*, vol. 14, no. 3-4, pp. 162–472, 2021.
- [4] L. Miretti, R. L. G. Cavalcante, S. Stańczak, M. Schubert, R. Böhnke, and W. Xu, “Closed-form max-min power control for some cellular and cell-free massive MIMO networks,” in *Proc. IEEE Veh. Technol. Conf.*, Helsinki, Finland, 2022.
- [5] D. Kim, H. Jung, and I.-H. Lee, “A survey on deep learning-based resource allocation schemes,” in *Proc. Intl. Conf. Information and Commun. Technol. Convergence (ICTC)*, Jeju Island, South Korea, 2023.
- [6] Q. Mao, F. Hu, and Q. Hao, “Deep learning for intelligent wireless networks: A comprehensive survey,” *IEEE Commun. Surveys Tuts.*, vol. 20, no. 4, pp. 2595–2621, 2018.
- [7] A. K. Kocharalokota, S. A. Vorobyov, and R. W. Heath Jr, “Pilot contamination aware transformer for downlink power control in cell-free massive MIMO networks,” *arXiv preprint arXiv:2411.19020*, 2024.
- [8] A. Vaswani, N. Shazeer, N. Parmar, J. Uszkoreit, L. Jones, A. N. Gomez, Ł. Kaiser, and I. Polosukhin, “Attention is all you need,” in *Proc. Conf. Neural Inf. Process. Systems (NIPS)*, Long Beach, CA, USA, 2017.
- [9] M. Dwarampudi and N. Reddy, “Effects of padding on LSTMs and CNNs,” *arXiv preprint arXiv:1903.07288*, 2019.
- [10] F. Alrasheedi, X. Zhong, and P.-C. Huang, “Padding module: Learning the padding in deep neural networks,” *IEEE Access*, vol. 11, pp. 7348–7357, 2023.
- [11] T. Lin, Y. Wang, X. Liu, and X. Qiu, “A survey of transformers,” *AI open*, vol. 3, pp. 111–132, 2022.
- [12] A. D. Rasamoelina, F. Adjailia, and P. Sinčák, “A review of activation function for artificial neural network,” in *Proc. IEEE World Symp. Applied Machine Intell. & Informatics (SAMII)*, Herlany, Slovakia, 2020.
- [13] P. Zhou, X. Xie, Z. Lin, and S. Yan, “Towards understanding convergence and generalization of AdamW,” *IEEE Trans. Pattern Anal. Mach. Intell.*, vol. 46d, no. 9, pp. 6486–6493, 2024.
- [14] R. Nikbakht and A. Lozano, “Uplink fractional power control for cell-free wireless networks,” in *Proc. IEEE Intl. Conf. Commun. (ICC)*, Shanghai, China, 2019.