

Generative Active Adaptation for Drifting and Imbalanced Network Intrusion Detection

Ragini Gupta¹, Shinan Liu², Ruixiao Zhang¹, Xinyue Hu¹, Pranav Kommaraju¹, Xiaoyang Wang¹,
Hadjer Benkraouda¹, Nick Feamster², Klara Nahrstedt¹

¹ University of Illinois Urbana-Champaign, Urbana, IL, USA, ² University of Chicago, Chicago, IL, USA
{raginig2, ruixiao, xinyue21, pvk4, xw28, hadjerb2, klara}@illinois.edu, {shinanliu, feamster}@uchicago.edu

Abstract

Machine learning has shown promise in network intrusion detection systems, yet its performance often degrades due to concept drift and imbalanced data. These challenges are compounded by the labor-intensive process of labeling network traffic, especially when dealing with evolving and rare attack types, which makes selecting the right data for adaptation difficult. To address these issues, we propose a generative active adaptation framework that minimizes labeling effort while enhancing model robustness. Our approach employs density-aware active sampling to identify the most informative samples for annotation and leverages deep generative models to synthesize diverse samples, thereby augmenting the training set and mitigating the effects of concept drift. We evaluate our end-to-end framework on both simulated IDS data and a real-world ISP dataset, demonstrating significant improvements in intrusion detection performance. Our method boosts the overall F1-score from 0.60 (without adaptation) to 0.86. Rare attacks such as Infiltration, Web Attack, and FTP-BruteForce, which originally achieve F1 scores of 0.001, 0.04, and 0.00, improve to 0.30, 0.50, and 0.71, respectively, with generative active adaptation in the CIC-IDS 2018 dataset. Our framework effectively enhances rare attack detection while reducing labeling costs, making it a scalable and adaptive solution for real-world intrusion detection.

CCS Concepts

• Security and privacy → Web protocol security; • Computing methodologies → Batch learning.

Keywords

Network Intrusion Detection, Concept Drift, Active Learning, Generative Data Augmentation

ACM Reference Format:

Ragini Gupta¹, Shinan Liu², Ruixiao Zhang¹, Xinyue Hu¹, Pranav Kommaraju¹, Xiaoyang Wang¹, Hadjer Benkraouda¹, Nick Feamster², Klara Nahrstedt¹. 2018. Generative Active Adaptation for Drifting and Imbalanced Network Intrusion Detection. In *Proceedings of (Conference KDD'25)*. ACM, New York, NY, USA, 13 pages. <https://doi.org/XXXXXXX.XXXXXXX>

Permission to make digital or hard copies of all or part of this work for personal or classroom use is granted without fee provided that copies are not made or distributed for profit or commercial advantage and that copies bear this notice and the full citation on the first page. Copyrights for components of this work owned by others than the author(s) must be honored. Abstracting with credit is permitted. To copy otherwise, or republish, to post on servers or to redistribute to lists, requires prior specific permission and/or a fee. Request permissions from permissions@acm.org.
Conference KDD'25, Woodstock, NY

© 2018 Copyright held by the owner/author(s). Publication rights licensed to ACM.
ACM ISBN 978-1-4503-XXXX-X/2018/06
<https://doi.org/XXXXXXX.XXXXXXX>

1 Introduction

Machine learning (ML) has significantly improved network intrusion detection systems (NIDS), surpassing traditional signature-based methods. Unlike manually curated signatures, ML-based NIDS can detect unknown attacks, especially with unsupervised techniques [11]. Various approaches — supervised [5, 20, 30, 33, 41, 45, 47, 53], unsupervised [14, 17, 28, 35], and semi-supervised [2, 22] — have been explored. Supervised models (e.g., CNN, MLP, XGBoost) achieve high accuracy but require large labeled datasets. Unsupervised methods (e.g., K-means, Kitsune [35]) use unlabeled data but often with lower accuracy. Semi-supervised techniques reduce labeling needs but may perform inconsistently on smaller datasets. Despite these challenges, ML- and DL-based NIDS have demonstrated over 95% detection accuracy in controlled tests [11, 43].

Despite their promise, current ML-driven NIDS frequently assume that training and testing data follow a static distribution. In reality, the network environment is subject to **concept drift** [49], where the behaviors of both benign and malicious traffic evolve over time. These changes arise from zero-day attacks, shifting user patterns, and instant updates to network services. In our research, a model trained on a well-known intrusion dataset [40] for one year saw its F1 score fall from 0.99 to 0.61 when tested on data from the following year, even though the types of attacks remained largely the same. Similar observations were made using the real-world UGR'16 [34] dataset, which contains anonymized NetFlow traces collected over four months in a Tier-3 ISP. This dataset integrates realistic attack scenarios with labeled traffic. When a classifier trained on one month of data (July) was tested on another month's data (August), the F1 score dropped from 0.96 to 0.687, emphasizing the impact of temporal shifts on NIDS model performance.

State of the Art. Traditional approaches to handle concept drift include retraining the model by combining new data with old data or retraining from scratch on the new data only [21, 36]. However, these methods can be computationally expensive and risk *catastrophic forgetting*, where the model's performance on previously learned data degrades as new information is introduced [16]. Other advanced techniques for addressing concept drift in network intrusion detection rely on active learning to adapt models to evolving distributions [4, 8, 18]. While numerous tools exist for collecting and capturing network data, labeling remains a significant challenge due to the time, expertise, and resources required. Active learning addresses this bottleneck by prioritizing the labeling of the most informative samples, enabling models to update effectively and maintain performance in dynamic environments. The adaptation of active learning methods in network intrusion detection mainly stems from different sampling strategies: *uncertainty*, *diversity*, *density*, or a combination of these. Uncertainty-based methods

prioritize samples with the greatest predictive uncertainty, as seen in OWAD [19]. Diversity-based approaches, often combined with uncertainty sampling (e.g., ENiDrift [46]), seek to maximize the variability of labeled instances to improve generalization. Density-based methods, like CADE [49] and LEAF [9], leverage embedding distances to identify structurally representative samples in feature space. We found that uncertainty-based methods struggle to select informative attack samples when majority of the benign samples are drifting, leading to biased models that miss rare attacks. Additionally, they require a high labeling budget, as many approaches still demand substantial annotations to sustain performance.

Challenges. Building robust, learning-enabled NIDS is impeded by two major challenges: concept drift and class imbalance. (1) Network traffic patterns are highly dynamic, leading to significant concept drift. First, the evolution of normal traffic—driven by the proliferation of IoT devices, 5G/6G networks, and shifts in user behavior—continuously redefines baseline activity [11]. Second, attackers adapt their existing strategies, refining techniques to bypass detection [1]. Third, entirely new attack types can emerge suddenly, rendering previous models less effective [26, 27] (we illustrated this in Fig. 1 (b) with new variants of DDoS attack in CIC 2018). Additionally, overlapping embeddings between benign and malicious traffic further blur the distinction between classes, complicating the task of accurate classification [35]. (2) Class imbalance poses another critical challenge. NIDS datasets often exhibit a skewed distribution where benign samples vastly outnumber malicious ones, particularly for rare or emerging attack types [10]. This scarcity of minority class examples degrades the performance of ML models, as they become biased toward the majority class. Moreover, the low presence of attack samples hampers active adaptation; uncertainty-based active learning methods struggle to select informative samples when critical minority examples are underrepresented. This limitation not only reduces overall detection accuracy but also slows the system’s ability to adapt quickly to evolving threats.

Our Work. In this work, we propose an end-to-end framework, NetGuard, that employs a density-aware active learning strategy along with deep generative data augmentation to address concept drift and class imbalance between training (or source) and testing (or target) network intrusion detection datasets. We combine our own active learning method with data augmentation because rare attacks are underrepresented in NIDS datasets. Therefore, applying actively learned samples for retraining further exacerbates the problem of data scarcity. This is particularly problematic for training DNN-based network intrusion detection models, where reduced training data from active learning can lead to overfitting and inflated performance metrics for detection. To address this, there are two potential approaches; first, acquiring more samples during active learning which essentially contradicts our primary goal for optimizing labeling cost and second, synthetically generating more data points. The second approach takes the assumption that the synthesized dataset is representative of the original distribution. Therefore, NetGuard active learning and data augmentation collectively enhance the robustness and generalization of network intrusion detection models when the training and testing datasets differ due to temporal evolution or their origination from different

network architecture or domains. Specifically, our contributions are as follows:

- **Density and Informativeness:** Our algorithm employs a practical scenario with a labelled training dataset (X_L) and an unlabeled testing dataset (X_{UL}). The algorithm uses distribution-aware GMM scheme to identify samples in X_{UL} that exhibit locally sparse density and differ significantly from the distribution of the training dataset X_L . This ensures that the selected samples are highly informative, representing areas of the feature space where the data distribution shifts, improving the overall sample quality for labeling.
- **Diversity via Data Augmentation.** To counter the challenges of class imbalance, our framework leverages deep generative models for data augmentation. By employing few-shot generation techniques, we synthesize diverse samples in underrepresented areas of the feature space. This augmentation not only creates a more balanced dataset but also improves the model’s ability to generalize to new and evolving attack types.
- **Evaluation.** We validate our unified approach on multiple datasets: the popular CIC 2017/2018 datasets [40] and a real-world ISP network dataset, UGR’16 [34]. The CIC-IDS 2017/2018 datasets originate from different network domains. CIC-IDS 2017 was collected on a smaller network architecture with 4 attack PCs, 10 victim PCs, 1 firewall, and 2 switches. In contrast, CIC-IDS 2018 was collected on a larger network with 10 attack PCs, 420 victim PCs, and a switch, leading to significant differences in traffic patterns and attack behaviors. The UGR16 dataset was collected over several months, and we evaluate NetGuard by using July as training data and August as testing data. Both CIC 2017/2018 and UGR’16 datasets consist of several classes, including rare attack types. This setup captures concept drift arising from both domain differences and temporal evolution with class imbalance, making it a suitable testbed for evaluating generative active adaptation strategies in NIDS.

2 Background and Related Works

2.1 Active Learning

Active Learning (AL) [39] reduces the labeling burden by selectively annotating the most informative samples, assuming an accurate labeling agent. Traditional uncertainty-based acquisition functions [32], such as entropy, margin sampling, and least confidence, struggle with imbalanced datasets, as minority class samples are often misclassified with high confidence and thus not selected for labeling [3]. Existing AL approaches for network intrusion detection [13, 44] focus on querying uncertain or rare/new attacks but fail to address concept drift, where prior class distributions may change. Other AL approaches, such as Coreset [38], focus on data diversity to improve coverage across different class distributions. However, most of the AL methods either rely on model predictions or select samples without considering their relationship to previously seen data. This lack of comparison between new unlabeled data and previously trained data can lead to suboptimal sample selection.

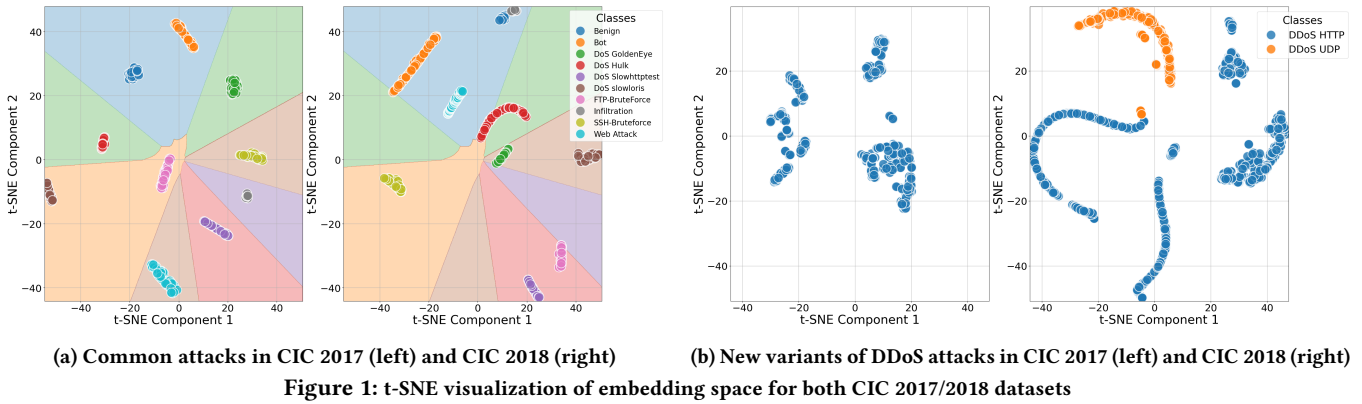


Figure 1: t-SNE visualization of embedding space for both CIC 2017/2018 datasets

Table 1: Comparison of representative related works

Features	CADE [49]	ENiDrift [46]	ReCDA [50]	LEAF [9]	NetGuard
Concept drift	●	●	●	●	●
Imbalanced data	○	○	○	○	○
Multi-class	○	○	○	○	○
Labeling cost	○	○	○	○	○
Sampling	Density	Uncert.+Divers.	Density	Density	Density+Divers.

(● = true, ○ = false)

2.2 Concept Drift Adaptations

In practice, most network intrusion detection systems suffer from narrow design scopes, focusing on limited aspects like concept drift or imbalanced data without addressing all key challenges simultaneously. Table 1 compares representative works against four features that are critical for real-world deployment: concept drift handling, imbalanced data mitigation, multi-class support, and labeling cost. For instance, CADE [49] and ENiDrift [46] both address concept drift, but only ENiDrift manages imbalanced data effectively; neither is designed to handle diverse multi-class scenarios or minimize labeling requirements. Similarly, [50] relies on self-supervised and weakly-supervised learning for concept drift adaptation in NIDS but continues to incur a large labeling cost. Additionally, it cannot improve the intrusion detection performance for underrepresented or rare attack types. LEAF [9] focuses on explaining and mitigating concept drift in regression-based models for cellular networks but does not address supervised learning challenges such as labeling cost and class imbalance, which are critical in intrusion detection. In contrast, our proposed *NetGuard* framework aims to encompass all these dimensions—continuously adapting to drift, managing imbalance, supporting multi-class attacks, and reducing labeling overhead—thus offering a more holistic solution that aligns with real-world needs. By bridging these gaps, we seek to prevent attackers from exploiting the inherent weaknesses of specialized or narrowly focused NIDSs, ultimately providing stronger defense across dynamic and diverse network environments.

2.3 Generative AI for Network Data Synthesis

Rare but critical attacks are underrepresented in network traffic, leading to high false negatives in learning-enabled NIDS. Additionally, publicly available network datasets are often obsolete, failing to capture evolving traffic patterns, while privacy concerns prevent ISPs and businesses from sharing real-world data. This scarcity limits the training of robust ML-based models for intrusion

detection and traffic analysis. Recent advances in generative AI, including GANs [29, 51], diffusion models [23, 24], GPT-based models [52], state-space models [12], hybrid Transformer-GPT architectures [42], and VAEs [48], have shown promise in synthesizing high-fidelity network traces, improving model generalization and network analysis tasks. By learning from the underlying distribution of the original datasets, these generative models sample points from the learned distribution to expand the feature space and add diversity to the original training dataset.

2.4 Motivation

We derive the motivation for *NetGuard* by evaluating how existing active learning approaches perform on CIC-IDS 2017/2018. Fig. 1 illustrates the latent space distribution of benign and attack classes across the two datasets. In Fig. 1(a), the left graph shows the class distribution in CIC-IDS 2017, while the right graph represents the same classes in CIC-IDS 2018, focusing on common attacks. As evident, while the MLP decision boundaries trained on 2017 CIC data (left graph) remains unchanged (right graph), there is a significant class distribution between the two datasets, confirming the presence of concept drift. The figure demonstrates that the same attack classes occupy different regions in the feature space across datasets, indicating distributional changes between two domains. Similarly, Fig. 1(b) shows DDoS HTTP latent space distribution in CIC-IDS 2017 (left graph), while new DDoS variants emerge in CIC-IDS 2018 (right right). Table 2 presents the sample strength of different attack classes in CIC-IDS 2017 and 2018, highlighting severe class imbalance. The Earth Mover’s Distance (EMD) or Wasserstein-1 distance column measures the distance between two probability distributions between the same classes in the two datasets, with higher EMD indicating significant drift. When we apply different AL sampling approaches on CIC-IDS 2018, Uncertainty-based AL [7] fails to sample from minority classes like Bot, FTP-BruteForce, and Web Attack. Similarly, Uncertainty + Diversity (CLUE) [37] improves sample selection slightly but still fails to prioritize rare classes. On the other hand, our *NetGuard*’s density-aware sample selection strategy selects more samples from classes with high EMD (such as Infiltration, DDoS, DoS Slowloris), ensuring that samples representative of evolving distribution shifts are included in retraining. However, AL alone does not resolve class imbalance, as underrepresented attacks remain scarce even with optimized

sampling. To address this, we integrate AL with state-of-the-art deep generative models, enabling data augmentation to improve detection of rare attacks.

3 Methodology

3.1 Design Overview

Figure 2 illustrates the end-to-end workflow of NetGuard, which consists of two key modules: density-aware active learning and data augmentation for minority attack classes. The process begins with training a deep learning-based classifier on the original labeled training dataset (X_L). Once trained, the classifier is tested on a new, unlabeled testing dataset (X_{UL}), where it predicts labels for the unseen data. If the performance metrics degrade, the active learning module is triggered to enhance model performance. In the density-aware active learning stage, a Gaussian Mixture Model (GMM) is fitted to both X_L and X_{UL} . Using the learned distributional information and an informativeness metric, the most representative and informed samples are selected within a given budget. These selected samples are then queried by a human annotator or an oracle for labeling. The annotator continuously expands the original training dataset by adding the newly labeled samples, which helps improve the model's generalization capability. Additionally, this step addresses the issue of dataset diversity, ensuring that low-distribution (minority) attack classes are well represented. To further enhance model robustness, minority attack classes with a distribution of less than five percent are fed into the data augmentation module. This module generates synthetic samples to strengthen the presence of these underrepresented attack classes. The newly augmented samples are then incorporated into the training corpus, ensuring a more balanced dataset. By integrating active learning with data augmentation, NetGuard effectively addresses concept drift by selecting the most informative samples for labeling while mitigating imbalanced dataset issues. This iterative learning framework improves the model's ability to detect evolving and unknown attacks in network intrusion detection systems.

3.1.1 Problem Formulation. Let X_L and X_{UL} be the training and testing datasets, respectively, where X_L is labeled and X_{UL} is unlabeled batch. Both datasets contain C or more classes, including various attack types extracted from different network architectures. Due to potential differences in network architectures, service types, and data collection methods between the two datasets, their feature spaces X_L and X_{UL} and probability distributions $P(X_L)$ and $P(X_{UL})$ may differ significantly. This variation results in the concept drift problem, where a deep learning based classification model f trained on X_L using a learning algorithm to minimize a loss function L may experience performance degradation when applied to X_{UL} , leading to $\text{Performance}(f, X_L) \neq \text{Performance}(f, X_{UL})$.

Therefore to solve this problem and given the distributional discrepancy between X_L and X_{UL} , we devise a new informativeness metric I_{Score} within the active learning framework by drawing inspiration from the well-known unsupervised clustering model, Gaussian Mixture Model (GMM), a powerful way to probabilistically represent latent distribution with its parameter set formalized as $\psi \sim (\pi, \mu, \sigma^2)$, where ψ encapsulates the mixture weights (π) component means (μ), and covariances (σ^2) of the GMM. These

parameters are learned using the Expectation-Maximization (EM) algorithm. Using the learned distributional information allows us to estimate the log-likelihood ($p(z)$) of unlabeled samples x_{UL} with respect to both the labeled dataset X_L and the unlabeled dataset X_{UL} which is then embedded into the selection criterion to compute I_{Score} . Samples with high I_{Score} values are prioritized within the constrained labeling budget B for retraining the model.

3.1.2 Workflow. In each iteration, the classifier selects the most informative samples from unlabeled data X_{UL} based on a predefined informativeness criterion, queries an oracle for labels, and expands X_L . This process continues until the labeling budget B is exhausted or a stopping condition is met.

- (1) **Initial Model Training** ① In AL, a classifier f is trained in iterative rounds $t = 0, 1, \dots, T$, starting with a DNN based model initially trained on the labeled dataset X_L .
- (2) **Prediction on Unlabeled Dataset** ② The trained model makes label predictions on the unlabeled dataset X_{UL} .
- (3) **Fit GMMs to X_L and X_{UL}** ③ ④ To characterize the latent distributions of the labeled and unlabeled datasets, we fit a GMM to the labeled dataset X_L to obtain the parameters $\psi_L = (\pi_L, \mu_L, \sigma_L^2)$. Similarly, another GMM is fitted to the unlabeled dataset X_{UL} to obtain the parameters $\psi_{UL} = (\pi_{UL}, \mu_{UL}, \sigma_{UL}^2)$.
- (4) **Compute Log-Likelihoods** ⑤ The intuition behind sample selection is that those samples should be chosen which are dissimilar to X_L but at the same time they are best representatives of X_{UL} . Subsequently, using the learned GMMs, log-likelihood is computed for each unlabeled sample x_{UL} . First, we compute its log-likelihood under the GMM of the unlabeled dataset, resulting in:

$$p(z_{UL}; \psi_{UL}) = \sum_{j=1}^K \pi_{UL,j} \mathcal{N}(z_{UL} | \mu_{UL,j}, \sigma_{UL,j}^2)$$

Then, the log-likelihood of the same sample under the GMM of the labeled dataset is computed as:

$$p(z_{UL}; \psi_L) = \sum_{j=1}^K \pi_{L,j} \mathcal{N}(z_{UL} | \mu_{L,j}, \sigma_{L,j}^2)$$

Note that the log-likelihood $p(z_{UL}; \psi_{UL})$ is calculated as it represents the probability that a given data of interest is generated by the GMM characterized by ψ .

- (5) **Calculate Informativeness Score** ⑤ The informativeness score for a data point x_{UL} is defined as the difference between its log-likelihood under the unlabeled dataset's GMM and its log-likelihood under the labeled dataset's GMM. Mathematically, this is expressed as:

$$I_{Score}(x_{UL}) = p(x_{UL}; \psi_{UL}) - p(x_{UL}; \psi_L) \quad (1)$$

This score quantifies the most valuable data points x_{UL} as they help the model reduce distributional gaps between the training and testing datasets and improve generalization.

- (6) **Sample Selection Strategy** ⑤ The acquisition function $A(x)$ is defined as the set of all informativeness scores I_{Score} values for $x \in X_{UL}$:

$$A(x) = \{I_{Score}(x) \mid x \in X_{UL}\} \quad (2)$$

Class	CIC 2017 Samples Strength	CIC 2018 Samples Strength	Norm. EMD	Uncertainty	Diversity (CoreSet)	Uncertainty + Diversity (CLUE)	NetGuard AL (Ours)
Benign	37937	23494	1.0000	63	366	159	249
Bot	1956	9682	0.3691	0	24	36	19
DDoS	11555	11018	0.5170	44	57	66	129
DoS GoldenEye	9078	6850	0.1216	578	53	100	30
DoS Hulk	12131	10112	0.1066	5	14	102	26
DoS Slowhttptest	5499	9038	0.2159	0	21	65	53
DoS slowloris	5796	1813	0.2478	37	40	29	61
FTP-BruteForce	7935	9329	0.0616	0	19	50	15
Infiltration	36	9140	0.6161	21	165	61	153
SSH-Bruteforce	5897	9302	0.2062	15	36	131	51
Web Attack	2180	151	0.1073	36	4	0	26

Table 2: Class distributions for CIC datasets, normalized EMD for same classes, no. of samples selected per sampling approach

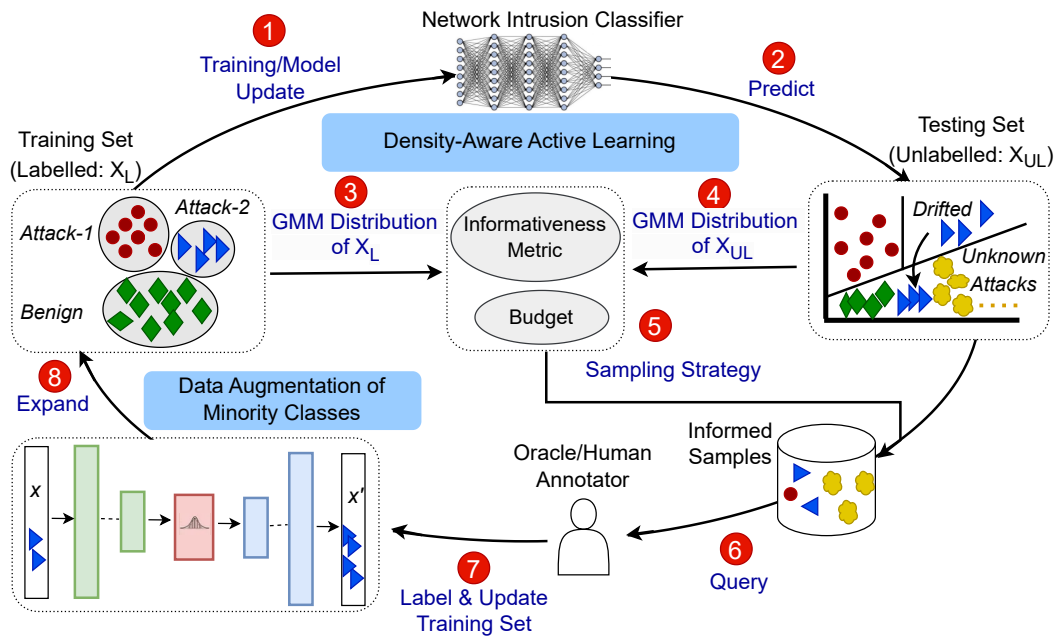


Figure 2: Continuous learning framework of NetGuard

To select the most informative samples, the scores are sorted in descending order, and the top B samples are chosen based on the available labeling budget B . This ensures that the batch $X_B \subseteq X_{UL}$ consists of the most informative samples for labeling. It is worth mentioning that by sorting samples in descending order of their informativeness score, we prioritize those with high I_{Score} thereby selecting samples that both **improve coverage** and **maximize informativeness**. Samples that improve coverage are those with high $p(x_{UL}; \psi_{UL})$ that are representative of the unlabeled dataset and help the model learn from regions of the feature space that are underrepresented in X_L . Meanwhile, samples that maximize informativeness are those with low $p(x_{UL}; \psi_L)$ which are essentially dissimilar to the labeled dataset X_L and

likely come from regions where the model's predictions are uncertain.

- (7) **Obtain Ground Truth Labels** 6 Send the selected subset X_B to the human annotator (or an oracle) to obtain ground-truth labels.
- (8) **Update Labeled/Unlabeled Sets** 7 Add these newly labeled samples (X_B, Y_B) to the labeled training set X_L . Remove X_B from unlabeled dataset X_{UL} .
- (9) **Train/Re-Train Model** 8 Incorporate the updated labeled set X_L into the training process to improve the model's performance.

3.2 Diversity-driven Data Augmentation

After the active learning step, the sampled points are included in the original labeled dataset (X_L), which still remains imbalanced with under-represented classes, referred to as the minority classes. A threshold of 5% is used to identify minority classes. The goal is to synthesize new samples using deep generative techniques [8](#) such that (a) the sample count of each minority class matches that of the majority class, ensuring class balance, (b) the generated samples maintain representativeness within a single class by capturing the underlying distribution of each minority class, but they should be different enough to prevent redundancy (near duplicate samples) and subsequent model overfitting and (c) the synthetic samples generated for different classes should remain distinct from each other with clear separation between classes in feature space.

3.2.1 Problem Formulation. Let X_B be the set of samples obtained from the density-aware active learning module using a given labeling budget B . After being labeled by the Oracle, each sample in X_B corresponds to a row in the tabular dataset, where each row is a d -dimensional feature vector. The corresponding class labels are denoted as Y_B . Assume this batch contains C_B different classes. These actively learned labeled samples (X_B, Y_B) are added to the existing labeled training dataset X_L , forming an updated dataset X'_L with labels Y'_L . The expanded dataset spans a set of classes C' , which includes previously seen classes from X_L and any newly introduced classes from X_B . Despite the expansion, the dataset may still be imbalanced, with some classes having fewer than 5% of the total samples. Let C'_{\min} represent the set of such minority classes, and let X'_{\min} be the subset of training samples that belong to these minority classes, $X'_{\min} = \{(x'_i, y'_i) \mid y'_i \in C'_{\min}\}$. Let G be a generative model trained on the minority classes X'_{\min} .

3.2.2 Deep Generative Training. The goal of G is to learn the true joint distribution on the different metadata and measurement features of minority classes, represented as $P_{\min}(x')$. The model G , parameterized by θ , learns an approximation $P_{Gen}(x'; \theta)$ on the true distribution. G is trained by minimizing the loss function L_G that measures the divergence between the actual minority class distribution $P_{\min}(x')$ and the generated distribution $P_{Gen}(x'; \theta)$:

$$\theta^* = \arg \min_{\theta} L_G(P_{\min}(x'), P_{Gen}(x'; \theta))$$

where L_G is the divergence measure such as Kullback-Leibler (KL) divergence. Once trained, G generates synthetic samples by sampling from different regions of its learned distribution.

Specifically, the generative model achieves diversity by interpolating between different states of metadata conditioned on measurement based features, thereby creating variations within each minority class. Metadata features, such as flow ID, protocol type (like HTTP, HTTPS, FTP, SSH, and email protocols), source/destination port, source/destination IP address, timestamp, TCP flag count (for flags like ACK, FIN, SYN, URG, RST) is set represent discrete states (e.g., s_1, s_2, s_3 for protocol type). Measurement features, such as packet size, packet header length, flow duration, and flow packets/second, flow bytes/second, represent continuous attributes. The generative model captures the joint distribution of these features, enabling it to interpolate between different states of metadata and measurement features to create diverse synthetic samples.

For example, consider a minority class where the metadata feature m_1 (*protocol type*) has states such as s_1 (HTTP), s_2 (FTP), s_3 (SSH) and the metadata feature m_2 (*source IP range*) has states s_4 (range A), s_5 (range B). The generative model can interpolate between these states, such as generating samples with combinations like (s_1, s_5) , (s_2, s_7) or (s_3, s_9) while conditioning on measurement features like z_1 (*packet size*) and z_2 (*flow duration*). Formally, we can represent it as $x'_{Gen} = G(s_i, s_j \mid z_1, z_2)$, where x'_{Gen} is a synthetic sample generated from the minority class by combining metadata states s_i, s_j with measurement features z_1, z_2 . This interpolation creates variations in the synthetic samples, ensuring that the generated data captures a wide range of scenarios within the minority class. In practice, the choice of generative models implicitly address diversity in synthetic generation by their distinct mechanisms for learning and sampling from the joint distribution of features. The augmented dataset is then formed by combining these synthetic samples with the original training data, improving class balance while preserving diversity.

3.2.3 Post-Processing. After generating synthetic samples, a post-processing step is applied to remove low-quality samples that may resemble benign data. This is done using a binary logistic regression classifier trained to distinguish between benign and non-benign samples. The classifier is trained on the original labeled dataset X_L and then used to evaluate the generated synthetic samples. Since all synthetic samples belong to the non-benign class, only those with a low probability of being benign are retained. This filtering step ensures that synthetic samples do not closely resemble majority-class benign samples, improving the overall quality of the augmented dataset. By applying this post-processing step, we effectively clean the synthetic data and remove samples that may not contribute to improving minority class representation.

3.2.4 Validation and Classification. We evaluate the fidelity of synthetic samples using two approaches: (i) by computing the Wasserstein-2 (W2) distance to ensure the overall structure and spacing of synthetic data points are preserved, and (ii) by assessing the performance of downstream classification tasks.

To achieve this, after the augmentation step, the final training set is constructed by combining all minority samples (both synthetic and original) with the majority class samples from the original training dataset X_L as well as the actively learned samples X_B . We train both the classifiers on the expanded dataset. For evaluation, we use the future testing dataset X_{UL} such that the samples used during the active learning phase i.e. X_B are excluded from X_{UL} .

4 Evaluation

We evaluate NetGuard end-to-end performance (including active learning and data augmentation) based on F1-score improvement under drift, FPR, FNR, Accuracy, and rare class F1 improvement. We also compare the performance scores and labeling cost of NetGuard with state-of-the-art concept drift adaptation. We also analyze whether augmenting rare classes enhances classification while measuring the fidelity of synthetic samples.

4.1 Datasets and Model Selection

To evaluate our framework, we explored two real-world network intrusion detection datasets: the CIC-IDS dataset [40] from the Canadian Institute of Cybersecurity and the UGR'16 dataset from an ISP in Spain [34]. In our experiments, we designate one dataset as the source dataset (where training is performed) and the other as the target dataset (where testing is conducted). Both datasets are split into 70% training and 30% testing sets, which is a standard practice in machine learning. For CIC-IDS, we use CSV files with flow-based features to conduct two experimental setups (a) training on 70% of CIC-IDS 2017 (source) and testing on 30% of CIC-IDS 2018 (target), and (b) training on 70% of CIC-IDS 2018 (source) and testing on 30% of CIC-IDS 2017 (target). This bidirectional evaluation highlights concept drift and demonstrates our framework's ability to adapt to shifting distributions. For UGR'16, we follow the same strategy using July network traffic as the source dataset for training and August as the target dataset for testing. This allows us to analyze temporal drift across the months of July and August in real-world ISP data. We employ a multi-layer perceptron (MLP) with two hidden layers (100 neurons each) [15] to assess performance under evolving network conditions. For CIC-IDS, we subsample 100k records per year, noting poor performance in Web Attack, Infiltration, and FTP-BruteForce (2018) and Infiltration (2017) due to class imbalance (Section 5.2, Table 2). For UGR'16, we sample 100k records, where minority classes (Botnet and Spam) pose classification challenges. To generate high-quality synthetic samples, we use deep generative models: (a) TVAE (Tabular Variational Autoencoder) and (b) RealTabFormer (RTF) [42]. TVAE leverages a variational autoencoder framework for structured tabular data, while RTF, a transformer-based model, employs sequence-to-sequence (Seq2Seq) modeling to capture feature dependencies and structured patterns in tabular data. The strength of the generated samples is set to be 3× and 10× the original count of that minority class.

4.2 Baselines

We compare NetGuard with the existing active learning approaches as well as other concept drift adaptation schemes such as CADE [49]. For active learning, the first baseline is the most ubiquitously used Uncertainty sampling [7] that selects samples for which the model produces the most uncertain predictions (where the entropy computed from the softmax layer of a neural network is used for uncertainty prediction). The second baseline includes the Coreset [38] approach that selects a subset of samples using K-means clustering approach by choosing each cluster's center as a training point to ensure diversity and coverage in training. The third baseline is CLUE [37] that applies weighted-clustering in the feature space to select instances that are both highly uncertain and diverse to maximize informativeness. For each of the active learning methods, we set the analyst's labeling budget to 0.1%, 0.5%, and 1% of the testing dataset. Additionally, we present two constant baselines: (1) a scenario where no adaptation scheme is applied, representing a pure concept drift setting, and (2) a scenario where full adaptation is performed by training on 70% of the training dataset from the target domain. This evaluation helps determine how NetGuard performs when no retraining is conducted versus when the classifier is fully retrained using all available training data. In order to gain

better insights into the contribution of our end-to-end framework, we also compare with the state-of-the-art concept drift adaptation technique. Specifically, we utilize CADE [49] that originally trains a contrastive encoder to identify out-of-distribution (OOD) samples and assigns a OOD score to the samples. We adapt their concept drift adaptation scheme into our active learning setting in order to select informative samples from the target dataset for retraining.

4.3 End-to-end evaluation

4.3.1 CIC 2017 and CIC 2018 Datasets.

Overall adaptation effectiveness. We evaluate NetGuard's performance in two key aspects: (1) the effectiveness of the active learning (AL) module, and (2) the end-to-end performance, which includes both AL and data augmentation using RTF. The results in Table 5 demonstrate the effectiveness of NetGuard AL and the end-to-end approach (NetGuard AL + Augmentation) across different labeling budgets and scenarios. NetGuard AL consistently outperforms other methods, achieving higher F1 scores and lower FPR and FNR. For example, with a 1% labeling budget, NetGuard AL achieves an F1 score of 81.78% for Train: 2017 → Test: 2018 and 96.19% for Train: 2018 → Test: 2017. The end-to-end approach further improves these results, reaching 86.00% and 98.01% F1 scores, respectively. This improvement is more pronounced with higher labeling budgets, as more samples enhance the quality of augmented data. It is worth mentioning that NetGuard AL also benefits from considering the distributional discrepancy between datasets, which is a key factor in its superior performance. In contrast, methods like Uncertainty and CLUE struggle due to their reliance on model performance for sample selection where the model is already overfitted to the distorted and limited latent space leading to wrong estimation of informativeness for sample selection. For example, the Uncertainty model performs poorly because it tends to misclassify rare classes with low uncertainty (i.e. high confidence), leading to biased sampling towards majority classes. Similarly, CLUE's dependency on model performance and assumption of static latent space as well as Coreset's distance-based selection fail to address the distributional discrepancies effectively. In the scenario where training is on 2017 data and testing on 2018 data, the end-to-end approach achieves 86% F1 with a 1% labeling budget, close to the Full Adapt scenario that gives an upper bound of 93.22%. This is because the 2018 dataset is more challenging with more distributional shifts and diverse patterns in contrast with the 2017 dataset. In the reverse scenario (Train: 2018 → Test: 2017), the end-to-end approach nearly matches the Full Adapt performance, highlighting its robustness in handling distributional shifts and achieving near-optimal results.

Class-specific adaptation effectiveness. The results in Table 4 demonstrate the impact of NetGuard on class-level performance across different attack types. Since certain attack classes exhibited extremely low performance during the active learning stage of NetGuard, we applied augmentation specifically to those classes by generating three times the original strength using RTF. For Table 4 scenario those rare attack types include DoS Slowhttptest, FTP-BruteForce, Infiltration, and Web Attack. As shown, the F1-score for DoS Slowhttptest increased from 0.0 with no adaptation to 0.44 using CLUE and 0.63 with NetGuard AL, further improving to 0.72

Table 3: NetGuard ’s end-to-end performance on CIC 2017/2018 datasets

Method	Label Budget	Train: 2017 → Test: 2018				Train: 2018 → Test: 2017			
		F1 (%)	Accuracy (%)	FPR	FNR	F1 (%)	Accuracy (%)	FPR	FNR
No Adapt	0%	60.62	60.62	0.5495	0.3062	58.28	58.28	0.3803	0.4925
Coreset	0.1%	61.74	70.71	0.5453	0.2929	80.55	82.61	0.3734	0.1739
	0.5%	66.49	72.31	0.3894	0.2769	84.06	85.79	0.3353	0.1421
	1%	63.34	68.00	0.4427	0.3201	87.28	89.35	0.2860	0.1065
Uncertainty	0.1%	66.70	73.19	0.4424	0.2681	73.14	67.33	0.2142	0.3267
	0.5%	67.73	76.13	0.4985	0.2387	82.25	80.98	0.2125	0.1902
	1%	74.18	79.13	0.4009	0.2087	84.41	84.55	0.2716	0.1545
CLUE	0.1%	62.46	70.77	0.5292	0.2923	91.63	91.36	0.1406	0.0864
	0.5%	75.24	77.71	0.3431	0.2230	94.38	93.90	0.0686	0.0610
	1%	79.71	83.39	0.3443	0.1661	95.98	96.01	0.0564	0.0398
NetGuard AL (Ours)	0.1%	70.15	74.65	0.4359	0.2535	89.07	89.10	0.1992	0.1090
	0.5%	77.17	80.08	0.3352	0.1991	94.23	94.04	0.1027	0.0596
	1%	81.78	85.81	0.2686	0.1419	96.19	96.10	0.0499	0.0390
NetGuard (End-to-end)	1%	86.00	88.00	0.2450	0.1339	98.01	99.00	0.0500	0.0256
Full Adapt	100%	93.22	93.22	0.0904	0.0556	98.95	98.95	0.0107	0.0102

Table 4: Class-level F1-score with 3x data augmentation of rare classes for Train: 2017 → Test: 2018

Attack	No Adapt	1% CLUE	1% NetGuard AL	NetGuard (End-to-end)	Full Adapt
Benign	0.46	0.90	0.92	0.88	0.85
Bot	0.0	0.96	1.00	1.00	0
DDoS	0.0	0.73	0.86	0.92	0.99
DoS GoldenEye	0.39	0.91	0.96	0.96	0.99
DoS Hulk	0.90	0.89	0.96	0.98	0.99
DoS Slowhttptest	0.0	0.44	0.63	0.72	0.62
DoS slowloris	0.92	0.85	0.94	0.95	1.0
FTP-BruteForce	0.0	0.57	0.51	0.71	0.74
Infiltration	0.0	0.20	0.23	0.28	0.34
SSH-Bruteforce	0.90	1.00	0.99	1.00	1.0
Web Attack	0.0	0.24	0.43	0.50	0.8

with augmentation, exceeding Full Adapt (0.62) due to the added diversity, which enhanced classifier robustness. FTP-BruteForce saw substantial gains, rising from 0.0 to 0.51 with NetGuard AL and 0.71 with augmentation, closely matching Full Adapt (0.74). Infiltration, one of the most challenging classes due to its rarity, improved from 0.23 with NetGuard AL to 0.28 after augmentation but still trailed Full Adapt (0.34). Web Attack followed a similar trend. We emphasize a key observation: as we augment the dataset by generating additional samples for Web Attack, FTP-BruteForce, Infiltration, and DoS Slowhttptest and incorporating them into the original CIC-IDS2017 dataset for IDS training, the performance of most other classes remains consistently stable within a range of 0.0 to 0.20. In some cases, augmentation even improves the performance of non-augmented classes, such as DDoS, DoS Hulk, and DoS slowloris, demonstrating that the added diversity helps refine

the classifier’s decision boundaries. This finding is significant as the augmentation does not degrade the overall IDS performance, thus validating the feasibility of targeted augmentation in enhancing underrepresented attack detection. We obtained similar improvement for the augmented class in reverse setting with Train: 2018 → Test: 2017 shown in Appendix.

Another noteworthy observation is NetGuard effectiveness in handling *novel attacks*, particularly when dealing with novel attack variants. As seen in Figure 2, new DDoS attack variants emerged in the CIC-IDS2018 (DDoS UDP + DDoS HTTP) dataset compared to CIC-IDS2017 (with only DDoS HTTP). This trend is reflected in Table 4, where, under the Train: 2017 → Test: 2018 setting, DDoS detection without adaptation results in an F1-score of 0.0, indicating a complete failure to recognize the newly introduced attack patterns. However, with classifier’s performance significantly improves reaching an F1 score of 0.92 with NetGuard ’s end-to-end approach. These results highlight that NetGuard not only adapts to distribution shifts for similar attack types but is also highly effective in identifying novel attacks and new variants, making it a robust solution for real-world intrusion detection scenarios where emerging threats are a persistent challenge.

Comparison with OOD sample selection using CADE. As shown in Table 5, we compare NetGuard’s performance with CADE in the scenario where training is performed on 2017 and testing on 2018. To ensure a fair comparison, we adapt CADE’s contrastive learning approach as a sample selection criterion for active learning, where the OOD score of a test sample is computed based on its distance to the nearest known class, and samples with highest OOD scores are selected for active learning from the 2018 training dataset for retraining the classifier. It is observed that even with 40% of the samples, CADE + Retrain achieves an F1-score of 72.26%, whereas NetGuard end-to-end performance surpasses it with 81.78% F1 using

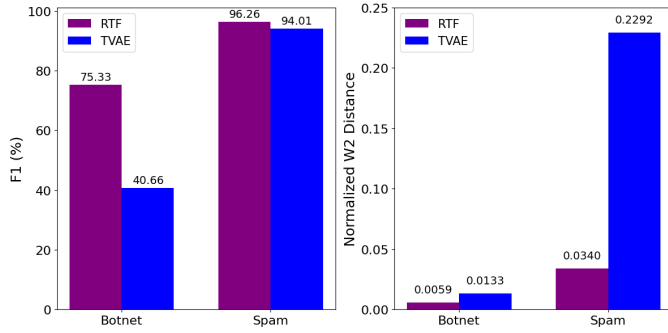


Figure 3: Comparing RTF VS TVAE for UGR16

Table 5: Comparison with OOD sample selection using CADE

Method	F1 (%)	FPR	FNR	Label Cost
No Adapt	60.62	0.5495	0.3062	0%
CADE + Retrain	72.26	0.2748	0.1531	40%
NetGuard (End-to-end)	81.78	0.2686	0.1419	1%

only 1% labeled data. This is likely because of the concept drift between datasets as shown in Fig. 1, the distribution of the same attack class shifts in the new domain, breaking CADE’s assumption that samples from the same class remain similar. This shift can also lead to overlapping embeddings between attack and benign classes, further reducing CADE’s ability to distinguish between them.

4.3.2 UGR’16 Datasets for July and August.

Overall adaptation effectiveness. The performance metrics in Table 6 confirm the presence of concept drift in the UGR’16 dataset, as the No Adapt (0%) setting causes the F1-score to drop to 68.77% (MLP) and 74.33% (XGBoost) when training on July data and testing on August data. With just 1% labeled data, NetGuard AL + Augmentation achieves 89.66% F1 (MLP) and 99.29% F1 (XGBoost), outperforming all baselines and nearing Full Adaptation (93.43% MLP, 99.55% XGBoost), proving its efficiency in mitigating drift. The class-wise performance results for Spam and Botnet with data augmentation are provided in the Appendix.

4.4 Ablation

We conduct an ablation study by evaluating the impact of different generative models (RTF vs. TVAE) on NetGuard end-to-end classification. We evaluate this on the UGR16 dataset with 1% sampling budget and MLP classifier. We also analyze effects of different data generation amounts (3× vs. 10× augmentation) on Spam and Botnet classes (illustrated in Appendix).

Effects of different generative models. The left graph in Fig. 3 shows that RTF improves F1-score more than TVAE, with 75.33% vs. 40.66% (Botnet) and 96.26% vs. 94.01% (Spam), indicating better augmentation effectiveness. The right graph shows that RTF has a lower W2 distance, meaning its synthetic samples are closer to the real distribution (0.0059 vs. 0.0133 for Botnet, 0.0340 vs. 0.2292 for Spam). This confirms that RTF generates higher quality data, leading to better classification performance.

Table 6: NetGuard ’s end-to-end performance on UGR’16 (Train: July → Test: August)

Method	Label	MLP			XGBoost		
		F1 (%)	FPR	FNR	F1 (%)	FPR	FNR
No Adapt	0%	68.77	0.08	0.3	74.33	0.062	0.246
Uncertainty	0.1%	67.68	0.0755	0.2923	79.40	0.0466	0.1855
	0.5%	69.02	0.0718	0.2790	85.73	0.0353	0.1403
	1%	68.40	0.0735	0.2864	90.36	0.0253	0.1003
CLUE	0.1%	15.75	0.1981	0.7901	89.04	0.0266	0.0800
	0.5%	13.82	0.2002	0.8005	92.31	0.0188	0.0561
	1%	36.91	0.1474	0.5719	94.04	0.0149	0.0446
NetGuard AL (Ours)	0.1%	67.43	0.0772	0.3006	79.54	0.0462	0.1839
	0.5%	67.97	0.0752	0.2929	85.24	0.0362	0.1439
	1%	70.57	0.0670	0.2615	90.64	0.0247	0.0976
NetGuard (End-to-end)	1%	89.66	0.0261	0.0822	99.29	0.0019	0.0065
Full Adapt	100%	93.43	0.0167	0.05	99.55	0.0012	0.0038

5 Engineering Lessons

Lesson-1: Hyper-parameters of active learning and data augmentation. The end-to-end effectiveness of NetGuard relies on optimizing the labeling budget for active learning, the volume of synthetic data for augmentation, and the types of classes selected for augmentation. As observed in Table 3 and Table 6, choosing a 1% labeled data budget achieved near full adaptation performance, highlighting the need for efficient annotation strategies. For the other tunable knobs of NetGuard ’s augmentation module, we select classes for augmentation that continue to exhibit poor performance even after NetGuard ’s active learning stage, where this under-performance is primarily due to scarcity of available data for that class. While increasing augmentation (e.g., 3× vs. 10×) enhances intrusion detection, an excessive augmentation may lead to redundancy and model overfitting causing an increase in the false positive rate. Therefore, an optimal augmentation level should be empirically determined based on dataset characteristics and minority class distributions.

Lesson-2: Demonstrating adaptability to temporal and spatial concept drift. NetGuard effectively handles concept drift across both spatial and temporal dimensions. For spatial drift, we evaluated CIC-IDS 2017 (small network) vs. CIC-IDS 2018 (large network), simulating real-world network evolution, where traffic patterns shift as infrastructure scales. NetGuard improved end-to-end F1-score from 0.60 to 0.86, proving adaptability across architectures. For temporal drift, UGR’16 (real-world ISP dataset) captured periodic traffic variations over months, improving F1-score from 0.69 to 0.89. We observed consistent performance even when training in July and testing in later months, highlighting NetGuard ’s robustness in evolving networks, ensuring resilience to both expanding infrastructures and time-dependent traffic shifts.

Lesson-3: Impact of downstream classifiers. We evaluate NetGuard across two categories of classifiers—MLP (deep learning) and XGBoost (gradient boosting)—confirming that both are affected by

concept drift but improve with better data selection. Critically, NetGuard does not require any modifications to the classifier itself; instead, it enhances performance by mitigating concept drift with data scarcity issues through active learning and generative augmentation. For UGR'16, both MLP and XGBoost showed improvements, though MLP benefited more due to its reliance on training data, while XGBoost, being an ensemble model, is inherently more robust to class imbalance. This demonstrates that targeted data selection strategies can significantly enhance classifier performance, regardless of model type.

6 Discussion

We now discuss some actionable points on NetGuard including our assumptions, existing limitations, and future prospects.

Generalization to other domains in cybersecurity. The NetGuard framework is designed to handle concept drift and imbalanced data, making it applicable beyond network intrusion detection. It can be extended to malware classification, fraud detection, smart grid attack detection, and IoT anomaly detection, where data distributions evolve over time. For instance, in malware detection, NetGuard's density-aware active learning can help adapt models to new malware variants, while generative augmentation can synthesize rare attack patterns.

Correct observation labels. We assume that the labels for benign and attack traffic in our datasets are accurate, but real-world datasets often contain label noise due to manual annotation errors or misclassification by automated systems. Prior research has reported labeling inconsistencies in CIC-IDS 2017/2018, primarily due to delayed attack detection [31]. However, since both datasets apply the same detection strategies in a controlled manner, these inconsistencies do not affect our study, as the labeling methodology remains consistent across both datasets. In the future, we aim to explore semi-supervised learning methods to reduce reliance on fully labeled datasets and incorporate reviewer feedback technique with active learning for label correction. For example, the model can prioritize samples with uncertain or conflicting labels for review, allowing the reviewer to correct any errors [25].

Adversarial machine learning. As NetGuard relies on active learning and generative models, it could be targeted by adversarial attacks aimed at misleading sample selection or poisoning data augmentation [6]. Attackers might manipulate traffic to avoid detection by introducing subtle variations closely resemble the previous benign traffic flows. Future work could integrate adversarial training techniques, the model could be made more robust to such attacks. Additionally, the generative models used for data augmentation could be leveraged to generate adversarial examples, which could then be used to train the model to be more resilient.

7 Conclusion

We proposed a generative adaptation framework NetGuard that combines distribution-aware active learning with deep generative model-based augmentation to address concept drift in NIDS. Our approach improves model adaptability to evolving threats, particularly for rare attack classes like Botnet. By leveraging active learning, we enhance sample selection efficiency, while deep generative models

contribute to data diversity, mitigating the effects of data imbalance. Evaluation on CIC and UGR'16 NIDS datasets demonstrated significant performance gains, highlighting the effectiveness of our method in dynamic network environments. The integration of these techniques enables efficient, scalable, and adaptive NIDS, reducing reliance on costly full adaptation while improving detection of both common and rare attacks. Beyond adaptation, our framework has the potential to enhance the robustness of both training and evaluation processes in NIDS. This generative active approach can be leveraged to create diverse and realistic adversarial scenarios, improving model generalization to unseen attacks, to further improve ML-based NIDS in adversarial environments.

References

- [1] 2022. *Groups*. MITRE ATTACK (2022). <https://attack.mitre.org/groups/>
- [2] Mohamed Abdel-Basset, Hossam Hawash, Ripon K. Chakraborty, and Michael J. Ryan. 2021. Semi-Supervised Spatiotemporal Deep Learning for Intrusions Detection in IoT Networks. *IEEE Internet of Things Journal* 8, 15 (2021), 12251–12265. doi:10.1109/JIOT.2021.3060878
- [3] Umang Aggarwal, Adrian Popescu, and Céline Hudelot. 2020. Active Learning for Imbalanced Datasets. In *2020 IEEE Winter Conference on Applications of Computer Vision (WACV)*. 1417–1426. doi:10.1109/WACV45572.2020.9093475
- [4] Suresh Kumar Amalapuram, Akash Tadwai, Reethu Vinta, Sumohana S. Channappayya, and Bheemarjuna Reddy Tamma. 2022. Continual Learning for Anomaly based Network Intrusion Detection. In *2022 14th International Conference on COMMUNICATION Systems and NETWORKS (COMSNETS)*. 497–505. doi:10.1109/COMSNETS53615.2022.9668482
- [5] Amr Attia, Miad Faezipour, and Abdelshakour Abuzneid. 2020. Network Intrusion Detection with XGBoost and Deep Learning Algorithms: An Evaluation Study. In *2020 International Conference on Computational Science and Computational Intelligence (CSCI)*. 138–143. doi:10.1109/CSCI51800.2020.00031
- [6] Battista Biggio and Fabio Roli. 2018. Wild Patterns: Ten Years After the Rise of Adversarial Machine Learning. In *Proceedings of the 2018 ACM SIGSAC Conference on Computer and Communications Security (Toronto, Canada) (CCS '18)*. Association for Computing Machinery, New York, NY, USA, 2154–2156. doi:10.1145/3243734.3264418
- [7] Mustafa Bilgic, Lilyana Mihalkova, and Lise Getoor. 2010. Active learning for networked data. In *Proceedings of the 27th International Conference on International Conference on Machine Learning (Haifa, Israel) (ICML '10)*. Omnipress, Madison, WI, USA, 79–86.
- [8] Yizheng Chen, Zhoujie Ding, and David Wagner. 2023. Continuous Learning for Android Malware Detection. In *32nd USENIX Security Symposium (USENIX Security 23)*. USENIX Association, Anaheim, CA, 1127–1144. <https://www.usenix.org/conference/usenixsecurity23/presentation/chen-yizheng>
- [9] Yizheng Chen, Zhoujie Ding, and David Wagner. 2023. Continuous Learning for Android Malware Detection. In *32nd USENIX Security Symposium (USENIX Security 23)*. USENIX Association, Anaheim, CA, 1127–1144. <https://www.usenix.org/conference/usenixsecurity23/presentation/chen-yizheng>
- [10] Yizheng Chen, Zhoujie Ding, and David Wagner. 2023. Continuous learning for android malware detection. In *Proceedings of the 32nd USENIX Conference on Security Symposium (Anaheim, CA, USA) (SEC '23)*. USENIX Association, USA, Article 64, 18 pages.
- [11] Dylan Chou and Meng Jiang. 2021. A Survey on Data-driven Network Intrusion Detection. *ACM Comput. Surv.* 54, 9, Article 182 (Oct. 2021), 36 pages. doi:10.1145/3472753
- [12] Andrew Chu, Xi Jiang, Shinan Liu, Arjun Bhagoji, Francesco Bronzino, Paul Schmitt, and Nick Feamster. 2024. Feasibility of state space models for network traffic generation. In *Proceedings of the 2024 SIGCOMM Workshop on Networks for AI Computing*. 9–17.
- [13] Quang-Vinh Dang. 2020. Active Learning for Intrusion Detection Systems. In *2020 RIVF International Conference on Computing and Communication Technologies (RIVF)*. 1–3. doi:10.1109/RIVF48685.2020.9140751
- [14] Min Du, Zhi Chen, Chang Liu, Rajvardhan Oak, and Dawn Song. 2019. Lifelong Anomaly Detection Through Unlearning. In *Proceedings of the 2019 ACM SIGSAC Conference on Computer and Communications Security (London, United Kingdom) (CCS '19)*. Association for Computing Machinery, New York, NY, USA, 1283–1297. doi:10.1145/3319535.3363226
- [15] Felipe de Almeida Florencio, Edward David Moreno, Hendrik Macedo, Ricardo J. P. de B. Salgueiro, Filipe Barreto do Nascimento, and Flavio Arthur Oliveira Santos. 2018. Intrusion Detection via Multilayer Perceptron using a Low Power Device. In *Proceedings of the Euro American Conference on Telematics and Information Systems (Fortaleza, Brazil) (EATIS '18)*. Association for Computing Machinery,

- New York, NY, USA, Article 11, 5 pages. doi:10.1145/3293614.3293642
- [16] Robert M. French. 1999. Catastrophic forgetting in connectionist networks. *Trends in Cognitive Sciences* 3, 4 (1999), 128–135. doi:10.1016/S1364-6613(99)01294-2
- [17] Chuanpu Fu, Qi Li, Meng Shen, and Ke Xu. 2021. Realtime Robust Malicious Traffic Detection via Frequency Domain Analysis. In *Proceedings of the 2021 ACM SIGSAC Conference on Computer and Communications Security* (Virtual Event, Republic of Korea) (CCS '21). Association for Computing Machinery, New York, NY, USA, 3431–3446. doi:10.1145/3460120.3484585
- [18] Nico Görnitz, Marius Kloft, Konrad Rieck, and Ulf Brefeld. 2009. Active learning for network intrusion detection. In *Proceedings of the 2nd ACM Workshop on Security and Artificial Intelligence* (Chicago, Illinois, USA) (AISeC '09). Association for Computing Machinery, New York, NY, USA, 47–54. doi:10.1145/1654988.1655002
- [19] Dongqi Han, Zhiliang Wang, Wenqi Chen, Kai Wang, Rui Yu, Su Wang, Han Zhang, Zhihua Wang, Minghui Jin, Jiahai Yang, et al. 2023. Anomaly Detection in the Open World: Normality Shift Detection, Explanation, and Adaptation.. In *NDSS*.
- [20] Jordan Holland, Paul Schmitt, Nick Feamster, and Prateek Mittal. 2021. New Directions in Automated Traffic Analysis. In *Proceedings of the 2021 ACM SIGSAC Conference on Computer and Communications Security* (Virtual Event, Republic of Korea) (CCS '21). Association for Computing Machinery, New York, NY, USA, 3366–3383. doi:10.1145/3460120.3484758
- [21] Steve T.K. Jan, Qingying Hao, Tianrui Hu, Jiameng Pu, Sonal Oswal, Gang Wang, and Bimal Viswanath. 2020. Throwing Darts in the Dark? Detecting Bots with Limited Data using Neural Data Augmentation. In *2020 IEEE Symposium on Security and Privacy* (SP). 1190–1206. doi:10.1109/SP40000.2020.00079
- [22] Hyejeong Jeong, Jieun Yu, and Wonjun Lee. 2021. Poster Abstract: A Semi-Supervised Approach for Network Intrusion Detection Using Generative Adversarial Networks. In *IEEE INFOCOM 2021 - IEEE Conference on Computer Communications Workshops (INFOCOM WKSHOPS)*. 1–2. doi:10.1109/INFOCOMWKSHOPS51825.2021.9484569
- [23] Xi Jiang, Shinan Liu, Aaron Gember-Jacobson, Arjun Nitin Bhagoji, Paul Schmitt, Francesco Bronzino, and Nick Feamster. 2024. NetDiffusion: Network Data Augmentation Through Protocol-Constrained Traffic Generation. *Proc. ACM Meas. Anal. Comput. Syst.* 8, 1, Article 11 (Feb. 2024), 32 pages. doi:10.1145/3639037
- [24] Xi Jiang, Shinan Liu, Aaron Gember-Jacobson, Paul Schmitt, Francesco Bronzino, and Nick Feamster. 2023. Generative, high-fidelity network traces. In *Proceedings of the 22nd ACM Workshop on Hot Topics in Networks*. 131–138.
- [25] Jan Kremer, Fei Sha, and Christian Igel. 2018. Robust Active Label Correction. In *Proceedings of the Twenty-First International Conference on Artificial Intelligence and Statistics (Proceedings of Machine Learning Research, Vol. 84)*, Amos Storkey and Fernando Perez-Cruz (Eds.). PMLR, 308–316. https://proceedings.mlr.press/v84/kremer18a.html
- [26] Siamak Layeghy, Mahsa Baktashmotlagh, and Marius Portmann. 2023. DI-NIDS: Domain invariant network intrusion detection system. *Knowledge-Based Systems* 273 (2023), 110626. doi:10.1016/j.knsys.2023.110626
- [27] Siamak Layeghy and Marius Portmann. 2023. Explainable Cross-domain Evaluation of ML-based Network Intrusion Detection Systems. *Computers and Electrical Engineering* 108 (2023), 108692. doi:10.1016/j.compeleceng.2023.108692
- [28] Niandong Liao and Xiaoxuan Li. 2022. Traffic Anomaly Detection Model Using K-Means and Active Learning Method. *International Journal of Fuzzy Systems* 24 (03 2022), 1–19. doi:10.1007/s40815-022-01269-0
- [29] Zinan Lin, Alankar Jain, Chen Wang, Giulia Fanti, and Vyas Sekar. 2020. Using GANs for Sharing Networked Time Series Data: Challenges, Initial Promise, and Open Questions. In *Proceedings of the ACM Internet Measurement Conference* (Virtual Event, USA) (IMC '20). Association for Computing Machinery, New York, NY, USA, 464–483. doi:10.1145/3419394.3423643
- [30] Jingmei Liu, Yuanbo Gao, and Fengjie Hu. 2021. A fast network intrusion detection system using adaptive synthetic oversampling and LightGBM. *Computers & Security* 106 (2021), 102289. doi:10.1016/j.cose.2021.102289
- [31] Lisa Liu, Gints Engelen, Timothy Lynar, Daryl Essam, and Wouter Joosen. 2022. Error Prevalence in NIDS datasets: A Case Study on CIC-IDS-2017 and CSE-CIC-IDS-2018. In *2022 IEEE Conference on Communications and Network Security (CNS)*. 254–262. doi:10.1109/CNS56114.2022.9947235
- [32] Shinan Liu, Tarun Mangla, Ted Shao Wang, Jinjin Zhao, John Paparrizos, Sanjay Krishnan, and Nick Feamster. 2023. Amir: Active multimodal interaction recognition from video and network traffic in connected environments. *Proceedings of the ACM on Interactive, Mobile, Wearable and Ubiquitous Technologies* 7, 1 (2023), 1–26.
- [33] Shinan Liu, Ted Shao Wang, Gerry Wan, Jeewon Chae, Jonas Marques, Sanjay Krishnan, and Nick Feamster. 2024. ServeFlow: A Fast-Slow Model Architecture for Network Traffic Analysis. *arXiv preprint arXiv:2402.03694* (2024).
- [34] Gabriel Maciá-Fernández, José Camacho, Roberto Magán-Carrión, Pedro García-Teodoro, and Roberto Therón. 2018. UGR16: A new dataset for the evaluation of cyclostationarity-based network IDSs. *Computers & Security* 73 (2018), 411–424. doi:10.1016/j.cose.2017.11.004
- [35] Yisroel Mirsky, Tomer Dotishman, Yuval Elovici, and Asaf Shabtai. 2018. Kitsune: An Ensemble of Autoencoders for Online Network Intrusion Detection. In *Proceedings of the 25th Network and Distributed System Security Symposium (NDSS)*. The Internet Society, San Diego, CA, USA. https://www.ndss-symposium.org/ndss2018/ndss-2018-programme/kitsune-ensemble-autoencoders-online-network-intrusion-detection/
- [36] Feargus Pendlebury, Fabio Pierazzi, Roberto Jordaney, Johannes Kinder, and Lorenzo Cavallaro. 2019. TESSERACT: Eliminating Experimental Bias in Malware Classification across Space and Time. In *28th USENIX Security Symposium (USENIX Security 19)*. USENIX Association, Santa Clara, CA, 729–746. https://www.usenix.org/conference/usenixsecurity19/presentation/pendlebury
- [37] Viraj Prabhu, Arjun Chandrasekaran, Kate Saenko, and Judy Hoffman. 2021. Active Domain Adaptation via Clustering Uncertainty-weighted Embeddings. arXiv:2010.08666 [cs.CV] https://arxiv.org/abs/2010.08666
- [38] Ozan Sener and Silvio Savarese. 2018. Active Learning for Convolutional Neural Networks: A Core-Set Approach. In *6th International Conference on Learning Representations, ICLR 2018, Vancouver, BC, Canada, April 30 - May 3, 2018, Conference Track Proceedings*. OpenReview.net. https://openreview.net/forum?id=H1aluk-RW
- [39] Burr Settles. 2009. Active Learning Literature Survey. https://api.semanticscholar.org/CorpusID:324600
- [40] Iman Sharafaldin, Arash Habibi Lashkari, and Ali A. Ghorbani. 2018. Toward Generating a New Intrusion Detection Dataset and Intrusion Traffic Characterization. In *International Conference on Information Systems Security and Privacy*. https://api.semanticscholar.org/CorpusID:4707749
- [41] Pooja Shettar, Amit V Kachavimath, Mohammed Moïn Mulla, Narayan D. G, and Gururaj Hanchinmani. 2021. Intrusion Detection System using MLP and Chaotic Neural Networks. In *2021 International Conference on Computer Communication and Informatics (ICCCI)*. 1–4. doi:10.1109/ICCCI50826.2021.9457024
- [42] Aivin V. Solatorio and Olivier Dupriez. 2023. ReaLTabFormer: Generating Realistic Relational and Tabular Data using Transformers. arXiv:2302.02041 [cs.LG] https://arxiv.org/abs/2302.02041
- [43] T. Sowmya and E.A. Mary Anita. 2023. A comprehensive review of AI based intrusion detection system. *Measurement: Sensors* 28 (2023), 100827. doi:10.1016/j.measen.2023.100827
- [44] Jay Stokes, John Platt, Joseph Kravis, and Michael Shilman. 2008. *ALADIN: Active Learning of Anomalies to Detect Intrusions*. Technical Report MSR-TR-2008-24. 22 pages. https://www.microsoft.com/en-us/research/publication/aladin-active-learning-of-anomalies-to-detect-intrusions/
- [45] Gerry Wan, Shinan Liu, Francesco Bronzino, Nick Feamster, and Zakir Durumeric. 2024. CATO: End-to-End Optimization of ML-Based Traffic Analysis Pipelines. *arXiv preprint arXiv:2402.06099* (2024).
- [46] Xian Wang. 2022. ENIDrift: A Fast and Adaptive Ensemble System for Network Intrusion Detection under Real-world Drift. In *Proceedings of the 38th Annual Computer Security Applications Conference* (Austin, TX, USA) (ACSAC '22). Association for Computing Machinery, New York, NY, USA, 785–798. doi:10.1145/3564625.3567992
- [47] Xi Xiao, Wentao Xiao, Rui Li, Xiapu Luo, Haitao Zheng, and Shutao Xia. 2022. EB-SNN: Extended Byte Segment Neural Network for Network Traffic Classification. *IEEE Transactions on Dependable and Secure Computing* 19, 5 (2022), 3521–3538. doi:10.1109/TDSC.2021.3101311
- [48] Lei Xu, Maria Skoulariidou, Alfredo Cuesta-Infante, and Kalyan Veeramachaneni. 2019. Modeling Tabular data using Conditional GAN. In *Advances in Neural Information Processing Systems*, H. Wallach, H. Larochelle, A. Beygelzimer, F. d'Alché-Buc, E. Fox, and R. Garnett (Eds.), Vol. 32. Curran Associates, Inc. https://proceedings.neurips.cc/paper_files/paper/2019/file/254ed7d2de3b23ab10936522dd547b78-Paper.pdf
- [49] Limin Yang, Wenbo Guo, Qingying Hao, Arridhana Ciptadi, Aliakbar Ahmadzadeh, Xinyu Xing, and Gang Wang. 2021. CADE: Detecting and Explaining Concept Drift Samples for Security Applications. In *USENIX Security Symposium*. https://api.semanticscholar.org/CorpusID:22947686
- [50] Shuo Yang, Xinran Zheng, Jinze Li, Jinfeng Xu, Xingjun Wang, and Edith C. H. Ngai. 2024. ReCDA: Concept Drift Adaptation with Representation Enhancement for Network Intrusion Detection. In *Proceedings of the 30th ACM SIGKDD Conference on Knowledge Discovery and Data Mining* (Barcelona, Spain) (KDD '24). Association for Computing Machinery, New York, NY, USA, 3818–3828. doi:10.1145/3637528.3672007
- [51] Yucheng Yin, Zinan Lin, Minhao Jin, Giulia Fanti, and Vyas Sekar. 2022. Practical GAN-based synthetic IP header trace generation using NetShare. In *Proceedings of the ACM SIGCOMM 2022 Conference* (Amsterdam, Netherlands) (SIGCOMM '22). Association for Computing Machinery, New York, NY, USA, 458–472. doi:10.1145/3544216.3544251
- [52] Siyao Zhang, Daocheng Fu, Wenzhe Liang, Zhao Zhang, Bin Yu, Pinlong Cai, and Baozheng Yao. 2024. TrafficGPT: Viewing, processing and interacting with traffic foundation models. *Transport Policy* 150 (2024), 95–105. doi:10.1016/j.tranpol.2024.03.006
- [53] Ying Zhong, Wenqi Chen, Zhiliang Wang, Yifan Chen, Kai Wang, Yahui Li, Xia Yin, Xingang Shi, Jiahai Yang, and Keqin Li. 2020. HELAD: A novel network anomaly detection model based on heterogeneous ensemble learning. *Comput. Netw.* 169, C (March 2020), 16 pages. doi:10.1016/j.comnet.2019.107049

A Appendix

Effects of data generation amount. Fig. 4 compares the F1-score for Spam, Botnet, and overall macro F1 when using 3× and 10× data augmentation. As shown, increasing the volume by 10× improves Spam F1 (96.23% → 99.75%), Botnet F1 (75.33% → 86.00%), and overall F1 (89.66% → 92.31%), demonstrating that generating more samples for training enhances NetGuard end-to-end classification performance. Beyond 10× augmentation, improvements were minimal, indicating diminishing returns, where initial increases in synthetic data yield significant gains, but further augmentation does not help due to sample redundancy and model over-fitting.

Overall adaptive effectiveness in CIC Train: 2018 → Test: 2017 setting: In the reverse case for CIC datasets shown in Table 8, augmentation was applied only to Infiltration, as it had the lowest classification performance after the NetGuard AL stage. The results show that Infiltration’s F1-score improved from 0.02 with NetGuard AL to 0.39 with augmentation, nearly matching Full Adapt (0.40). This overall validates that NetGuard AL combined with augmentation reduces the dependency on fully labeled datasets by bringing model performance closer to the Full Adaptation scenario.

Class-specific adaptation effectiveness for UGR’16 dataset. Table 7 shows class-specific performance for MLP and XGBoost under different adaptation methods. Spam and Botnet, which had the lowest counts in the original dataset, showed minimal improvement with active learning alone. However, after 3× augmentation, their performance significantly improved. For MLP, Botnet rose from 36.20% (No-Adapt) to 75.33% (NetGuard) and Spam from 80.91% to 96.26%, approaching Full Adaptation. Similarly, for XGBoost, Botnet improved from 19.39% to 98.54%, and Spam from 81.36% to 99.74%, demonstrating that augmentation effectively enhances rare class detection across both models.

Table 7: Class-wise F1-score of NetGuard using MLP and XGBoost classifiers on UGR’16 (Train: July → Test: August)

Attack	MLP			XGBoost		
	No-Adapt	NetGuard	Full Adapt	No-Adapt	NetGuard	Full Adapt
Benign	68.53	83.65	89.32	73.22	98.00	99.25
DoS	98.53	99.02	99.78	99.72	1.00	1.00
Botnet	36.20	75.33	85.42	19.39	98.54	99.00
Scan44	95.67	96.76	97.30	98.49	99.68	99.81
Spam	80.91	96.26	98.30	81.36	99.74	1.00

Table 8: Class-level F1-score for Train: 2018 → Test: 2017

Attack	No Adapt			End-to-end (NetGuard AL+Data Aug.)	Full Adapt
	1% CLUE	1% NetGuard	AL		
Benign	0.46	0.93	0.95	0.94	0.99
Bot	0.0	0.00	0.73	0.75	0.91
DDoS	0.54	0.93	0.97	0.97	1.0
DoS GoldenEye	0.77	0.81	0.96	0.96	0.99
DoS Hulk	0.20	0.91	0.95	0.95	0.99
DoS Slowhttptest	0.0	0.40	0.97	0.96	0.99
DoS slowloris	0.6	0.76	0.96	0.97	0.99
FTP-BruteForce	0.0	0.91	0.99	0.98	1.0
Infiltration	0.0	0.00	0.02	0.39	0.40
SSH-Bruteforce	0.9	0.93	0.98	0.97	0.99
Web Attack	0.07	0.88	0.90	0.90	0.94

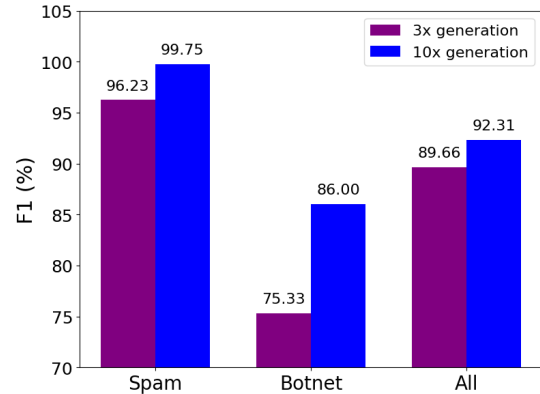
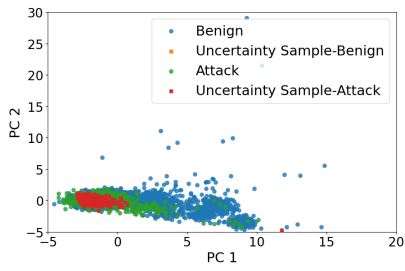
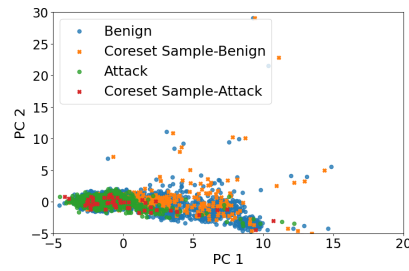


Figure 4: Impact of generation strength on UGR16

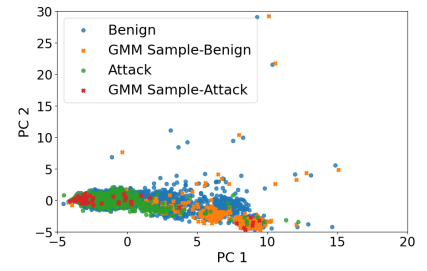
PCA visualization of CIC 2018 embedding space with different sampling methods. PCA visualization of different sampling approaches on CIC 2017 dataset (for binary classes; attack and benign). Figure 5 illustrates the limitations of traditional sampling strategies using PCA visualizations. Subfigures (a) and (b) demonstrate that uncertainty sampling and CoreSet sampling tend to focus on high-density regions, often ignoring minority attack samples. In contrast, our density-aware approach (Figure 5) prioritizes low-density regions, ensuring that critical attack types are better represented in the training set.



(a) Uncertainty Sampling



(b) Coreset Sampling



(c) Density-aware Sampling (Ours)

Figure 5: Comparison of latent space visualizations for different active learning sampling strategies