

CONSUMPTION-PORTFOLIO CHOICE WITH PREFERENCES FOR LIQUID ASSETS

Guohui Guan^{a,b,*}, Jiaqi Hu^{c,†}, Zongxia Liang^{c,‡}

^aCenter for Applied Statistics, Renmin University of China, Beijing 100872, China

^bSchool of Statistics, Renmin University of China, Beijing 100872, China

^cDepartment of Mathematical Sciences, Tsinghua University, Beijing 100084, China

ABSTRACT. This paper investigates an infinite horizon, discounted, consumption-portfolio problem in a market with one bond, one liquid risky asset, and one illiquid risky asset with proportional transaction costs. We consider an agent with liquidity preference, modeled by a Cobb-Douglas utility function that includes the liquid wealth. We analyze the properties of the value function and divide the solvency region into three regions: the buying region, the no-trading region, and the selling region, and prove that all three regions are non-empty. We mathematically characterize and numerically solve the optimal policy and prove its optimality. Our numerical analysis sheds light on the impact of various parameters on the optimal policy, and some intuition and economic insights behind it are also analyzed. We find that liquidity preference encourages agents to retain more liquid wealth and inhibits consumption, and may even result in a negative allocation to the illiquid asset. The liquid risky asset not only affects the location of the three regions but also has an impact on consumption. However, whether this impact on consumption is promoted or inhibited depends on the degree of risk aversion of agents.

2020 Mathematics Subject Classification: 91G10, 49L12, 91B05, 93E20

JEL Classifications: G11, C61, E21

Keywords: Consumption-portfolio choice; Singular stochastic control; Transaction costs; Multiple assets; Liquidity preference; Hamilton-Jacobi-Bellman equation.

1. Introduction

Since the seminal work of [Merton \(1969, 1975\)](#), the investment-consumption problems in continuous time have been extensively studied. In a perfect, frictionless market, the optimal policy for a constant relative risk aversion (CRRA) investor is to maintain a constant fraction of total wealth in each asset and consumption. [Magill and Constantinides \(1976\)](#) introduced proportional transaction costs to the Merton's model and discovered the existence of a non-transaction region. Despite the attention this problem has received in the literature, many studies on transaction costs overlook the impact of liquidity preference on decision-making processes. This paper aims to fulfill such a gap.

The concept of liquidity preference was introduced by [Keynes \(1936\)](#) as one of his three psychological laws. Initially, liquidity preference referred mainly to a preference for money.

* **e-mail:** guangh@ruc.edu.cn

† Corresponding author, **e-mail:** hujq20@mails.tsinghua.edu.cn

‡ **e-mail:** liangzongxia@mail.tsinghua.edu.cn

People tend to prefer money because of its flexibility in use, and they would rather sacrifice some potential profits than hold onto a certain amount of money. One way to model money preference is by incorporating it into the utility function. While a series of macroeconomic literature, starting with [Sidrauski \(1967\)](#) and [Brock \(1974\)](#), have used “money in the utility function” for research, most studies on consumption-portfolio decisions have overlooked the role of money. [Kraft and Weiss \(2019\)](#) first considered “money in the utility function” in the consumption-portfolio problem and demonstrated that in an infinite-horizon setting, liquidity preference leads to a decrease in investment in risky assets. However, their work only considered a Black-Scholes market and neglected transaction costs. Compared to [Kraft and Weiss \(2019\)](#), this paper deals with three assets: a risk-free bond, a liquid risky asset, and an illiquid risky asset, where the risk-free bond and the liquid risky asset together constitute liquid wealth, and trading in the illiquid asset incurs proportional transaction costs. It is worth noting that the essence of money preference is liquidity preference. More than a hundred years ago, [Keynes \(1936\)](#) equated money preference and liquidity preference, but now that various financial derivatives are abundant, liquidity preference should not simply refer to money preference. To capture this liquidity preference, we add liquid wealth to the utility function.

Traditional economics holds that individual happiness comes from consumption. We believe that this is one-sided and that holding liquid wealth may also be an important factor affecting happiness. Because of different cultures and national conditions, different countries and regions have different willingness to consume and hold liquid wealth. For example, China is a country with a very strong concept of household savings. Over the years, the growth of household savings in China has been higher than the growth of GDP, and in recent years, it has shown rapid growth. Holding a certain amount of liquid wealth can not only prevent future uncertain events, but also bring more possibilities to future consumption, which gives Chinese residents a sense of security, which Chinese residents also attach great importance to. Residents of countries such as China, Singapore, South Korea and Ireland also value the sense of security that comes from holding liquid assets. The sense of security brought by holding liquid assets and the satisfaction brought by consumption together constitute the happiness of residents, and both need to be equally important reflected in the utility function.

This paper provides a comprehensive investigation over the liquidity preference of assets. Specifically, we divide liquid wealth into a risk-free bond and a liquid risky asset. Moreover, we introduce liquidity preference and incorporate “liquid wealth in the utility function” into the consumption-portfolio problem with proportional transaction costs. Liquidity enters the utility function indirectly because it saves time for the agent in conducting transactions in liquid assets.

The agent's utility function is given by

$$U(c, x) = \frac{1}{p} \left(c^\theta x^{1-\theta} \right)^p,$$

where c is the consumption rate, x is the liquid wealth, p is the CRRA risk aversion parameter with $p < 1$, and $\theta \in (0, 1)$ is the liquidity preference parameter.

The continuous-time optimal investment problem with transaction costs has been approached using various methods, including stochastic control and viscosity theory (see [Davis and Norman \(1990\)](#), [Shreve and Soner \(1994\)](#), [Kabanov and Klüppelberg \(2004\)](#), [De Valliere et al. \(2016\)](#)), the dual approach and shadow prices (see [Kallsen and Muhle-Karbe \(2010\)](#), [Guasoni and Muhle-Karbe \(2013\)](#), [Choi et al. \(2013\)](#)), martingale approach (see [Cvitanić and Karatzas \(1996\)](#)), and numerical solutions (see [Gennotte and Jung \(1994\)](#), [Muthuraman and Kumar \(2006\)](#)). Additionally, [Constantinides \(1986\)](#) discussed the effect of transaction costs on liquidity premium, while [Soner and Touzi \(2013\)](#) carried out perturbation analysis for small transaction costs. However, most of the existing models with transaction costs only involve a single risky asset, and those with multiple assets are notably harder to analyze. In this paper, we focus on the consumption-investment problem with liquidity preference in the infinite-horizon case and a multi-asset setting. On the computational side in a multi-asset setting, [Akian et al. \(1996\)](#) considered n uncorrelated risky assets with proportional transaction costs and solved the variational inequality by using a numerical algorithm based on policies, iterations, and multi-grid methods. [Chen and Dai \(2013\)](#) further considered n correlated risky assets with proportional transaction costs and paid more attention to the shape and location of the non-trading region. This work also considers multiple risky assets, specifically a risk-free bond, a liquid risky asset, and an illiquid risky asset. Risky assets trade continuously, and their returns are potentially correlated. The coexistence of liquid and illiquid assets is more in line with the real financial environment, as reflected in recent literature. For example, [Bichuch and Guasoni \(2018\)](#) discussed the interaction between liquid and illiquid assets while maximizing the equivalent safe rate, and [Hobson et al. \(2019\)](#) transformed the underlying HJB equation into a boundary value problem for a first-order differential equation and discussed the well-posedness of the problem. This paper extends [Hobson et al. \(2019\)](#) by introducing liquidity preference, which leads to changes in the solvency region and the HJB equations. When $\theta = 0$, the problem studied in this work reduces to the one in [Hobson et al. \(2019\)](#). We pay more attention to the shape and location of the non-trading region by analyzing the HJB equation of the problem. We find that even when liquidity preference is introduced into the utility function, the optimal decision can still be divided into three cone zones: buying, no-trading, and selling regions. Due to the introduction of liquidity preference, the solvency region is limited, so whether all three regions

must exist needs to be re-studied. Given the assumption that the value function is known, we provide a characterization of the optimal policy and prove its optimality. Because liquid risk assets and illiquid risk exist at the same time, the HJB equation is inherently non-linear, and liquidity preference also makes it more complex. This puts forward higher requirements for the non-empty proof of the three regions as well as the characterization of the optimal strategy and the proof of its optimality. Finally, the influence of parameters on the boundary of no-trading region and the evolution of investment rate and consumption rate in no-trading region under the optimal policy are investigated by numerical analysis.

The main contributions of this paper are as follows.

- Using the HJB equation, we analyze the properties of the value function to determine the shape of the optimal policy. Our analysis leads to a complete proof that all three trading regions (buying, no-trading, and selling regions) are non-empty, regardless of the value of p . Specifically, we prove that the three trading regions are non-empty both when $p < 0$ and when $0 < p < 1$. The proof procedure for these two cases is different, but both require more elaborate estimation and calculation.
- We provide a characterization of the optimal policy and rigorously prove its optimality. Due to the complexity of the HJB equation, the application of the stopping times is more flexible, and the analysis and estimation processes are more refined. The characterization of the optimal policy also reveals that the essence of the optimal policy has two points, one is the reflection behavior on the boundary of the no-trading region, and the other is the optimal investment and consumption in the no-trading region. This is also the focus of the numerical analysis discussion later.
- The risk aversion hypothesis is inherently inclusive of all cases where $p < 1$, and according to [Mehra and Prescott \(1985\)](#), several studies have explored the possible realistic values of p , and the current literature suggests that $p < 0$ is a reasonable and realistic range. However, there are a few studies on the case of $p < 0$ in the literature (there are certainly some, such as [Shreve and Soner \(1994\)](#)), most papers only consider the case of $0 < p < 1$, because the case of $p < 0$ is difficult and tedious both in mathematical proof and numerical calculation. Therefore, studying the case of $p < 0$ in this paper is of great practical significance.
- We present numerical results based on [Azimzadeh and Forsyth \(2016\)](#). Our numerical analysis not only examines the influences of various parameters on the location of the three trading regions in the optimal policy but also investigates the evolutions of the investment ratio and consumption ratio in the no-trading region. We conduct numerical

calculations and graphical analysis for both the $p > 0$ and $p < 0$ cases of the problem and obtain several interesting results. First, we find that the introduction of liquidity preference encourages agents to retain more liquid wealth and suppress consumption, but has little impact on the internal investment of liquid wealth. Second, we observe that the intersection of the no-trading region (or even the selling region) and the fourth quadrant may not be empty, but the intersection of the selling region and the fourth quadrant will be small if it exists. Third, we show that the introduction of liquidity risk assets has a certain impact on the location of the no-trading region, while the impact on consumption will depend on the level of the agents' risk aversion and may be reversed. We have made some reasonable intuition and economic insights on the phenomena and results manifested.

The paper is structured as follows: Section 2 presents the financial market and the optimization problem. Section 3 discusses the HJB equation and the properties of the value functions, including homotheticity, convexity, boundedness, and continuity, with a focus on boundary continuity. In Section 4, we derive the optimal policy, which consists of three trading regions, namely the buying region, no-trading region, and selling region, and prove that all three regions are non-empty. Section 5 presents the numerical results and Section 6 is a conclusion.

2. Market model and problem formulation

2.1. The market model. Let $(\Omega, \mathcal{F}, \mathbb{P})$ be a complete probability space with an augmented natural filtration $\{\mathcal{F}_t\}_{t \geq 0}$ generated by two standard Brownian motions (B^1, B^2) with correlation coefficient $\rho \in (-1, 1)$.

There are three assets in the economy: a risk-free bond S^0 earning a constant interest rate r and two risky assets, one of which is a liquid risky asset S^1 while the other is an illiquid risky asset S^2 (unlike S^1 , trading in S^2 incurs proportional transaction cost), which follow two bivariate geometric Brownian motions

$$\frac{dS_t^i}{S_t^i} = (r + \alpha_i) dt + \sigma_i dB_t^i, \quad i = 1, 2,$$

where $r + \alpha_i$ ($\alpha_i > 0$) is the mean rate of return of the risky asset S^i and σ_i represents the volatility coefficient of S^i , $i = 1, 2$.

Let X_t denote the total value of the liquid wealth, i.e., the risk-free bond S^0 and the liquid risky asset S^1 , at time t . Let Y_t denote the value of the illiquid asset at time t . Define π_t as the proportion of liquid wealth invested in the liquid risky asset at time t , and c_t as the nonnegative consumption rate at time t . The processes L_t and M_t are both nonnegative, right-continuous, and nondecreasing, and they respectively represent the cumulative amounts of purchases and

sales of the illiquid asset. In other words,

$$dL_t \geq 0, \quad dM_t \geq 0.$$

Trading the illiquid asset S^2 incurs a proportional transaction cost of $\lambda \in [0, 1)$ on purchases and $\mu \in [0, 1)$ on sales. A trading strategy is defined by a quadruple (π, c, L, M) , where

$$c = \{c_t\}_{t \geq 0}, \quad \pi = \{\pi_t\}_{t \geq 0}, \quad L = \{L_t\}_{t \geq 0}, \quad M = \{M_t\}_{t \geq 0}.$$

Suppose that transaction costs are paid in cash and consumption is from the cash account. Assuming that the strategy (π, c, L, M) is self financing, $X := \{X_t\}_{t \geq 0}$ and $Y := \{Y_t\}_{t \geq 0}$ evolve according to the equations

$$dX_t = [(r + \alpha_1 \pi_t) X_t - c_t] dt + \sigma_1 \pi_t X_t dB_t^1 - dL_t + (1 - \mu) dM_t, \quad X_{0-} = x, \quad (2.1)$$

$$dY_t = (r + \alpha_2) Y_t dt + \sigma_2 Y_t dB_t^2 + (1 - \lambda) dL_t - dM_t, \quad Y_{0-} = y. \quad (2.2)$$

2.2. Problem formulation. We assume that the agent is not only concerned with the level of consumption, but also with the liquidity of their wealth. Specifically, the agents prefer to hold as much liquid wealth as possible while maximizing their expected utility from consumption. This is due to the fact that liquid wealth provide additional benefits due to their liquidity (see, for example, [Obstfeld and Rogoff \(1996\)](#) and the references therein). Moreover, transaction costs may also incentivize the agent to hold more liquid wealth. The sense of security brought by holding liquid assets and the satisfaction brought by consumption together constitute the happiness of residents, and both need to be equally important reflected in the utility function. Consequently, the agent aims to maximize the objective function:

$$\mathbb{E} \left[\int_0^\infty e^{-\beta t} U(c_t, X_t) dt \right],$$

where $\beta > 0$ is a constant discount rate. The agent's preference function incorporates a CRRA risk aversion parameter $p \in (-\infty, 1) \setminus \{0\}$ and a liquidity preference parameter $\theta \in (0, 1)$, and is given by

$$U(c, x) = \frac{(c^\theta x^{1-\theta})^p}{p},$$

which is a Cobb-Douglas function that captures the weight of consumption c and liquid wealth x . A smaller risk aversion parameter p indicates greater risk aversion by the agent, while a smaller liquidity preference parameter θ implies a higher proportion of liquid wealth in the utility function, and a greater desire to hold liquid wealth. Notably, when $\theta = 1$, the utility function reduces to the classical consumption utility, which has been studied in [Hobson et al. \(2019\)](#). We always believe that liquidity preference exists and assume $\theta < 1$. Due to the form of this utility function, it is necessary that $X \geq 0$, indicating that the agent should not only

hold the illiquid wealth but always prefers to hold a certain amount of liquid wealth. We do not consider the degenerate case where $p = 0$.

The net wealth of the agent after instantaneous liquidation of the illiquid asset is

$$X_t + (1 - \mu)Y_t^+ - \frac{Y_t^-}{1 - \lambda}.$$

We say that a trading strategy is admissible if the corresponding net wealth process and the liquid wealth process are all nonnegative. For this, following [Magill and Constantinides \(1976\)](#), we define the solvency region

$$\Gamma = \{(x, y) \mid x > 0, x + \frac{y}{1 - \lambda} > 0\}$$

and we partition the boundary into

$$\partial_1\Gamma = \{(x, y) \mid x = 0, y \geq 0\}, \quad \partial_2\Gamma = \{(x, y) \mid x \geq 0, x + \frac{y}{1 - \lambda} = 0\}.$$

For the sake of proof of continuity on $\partial_1\Gamma$, the region of the initial position (X_{0-}, Y_{0-}) can be expanded to

$$\Lambda = \{(x, y) \mid x + (1 - \mu)y > 0, x + \frac{y}{1 - \lambda} > 0\}.$$

Compared with Λ , the solvency region Γ imposes a restriction $x > 0$. The agent with initial position (X_{0-}, Y_{0-}) on $\bar{\Lambda} \setminus \bar{\Gamma} = \{(x, y) \mid x < 0, x + (1 - \mu)y \geq 0\}$ uses the illiquid asset to cover the short position in the liquid wealth and arrives at position $(0, Y_{0-} + \frac{X_{0-}}{1 - \mu})$ on $\bar{\Gamma}$ instantaneously. In the closure of the expansion region $\bar{\Lambda}$, the net wealth after instantaneous liquidation is nonnegative. If the agent sells the illiquid asset Y in the region $\bar{\Lambda} \setminus \bar{\Gamma}$, the liquid wealth X is still nonnegative. The regions Γ and Λ are shown in [Fig. 1](#).

For an initial position $(X_{0-}, Y_{0-}) = (x_0, y_0) \in \bar{\Lambda}$, we denote by $\mathcal{A}(x_0, y_0)$ the set of admissible policy (π, c, L, M) , under which (X, Y) given by [Eqs. \(2.1\)-\(2.2\)](#) is always in $\bar{\Gamma}$. Then the objective of the agent is to maximize the expected lifetime discounted utility from consumption and liquidity preference, i.e.,

$$v(x, y) = \sup_{(\pi, c, L, M) \in \mathcal{A}(x, y)} \mathbb{E} \left[\int_0^\infty e^{-\beta t} U(c_t, X_t) dt \right]. \quad (2.3)$$

Before investigating [Problem \(2.3\)](#), we propose some assumptions on the parameters. In [Davis and Norman \(1990\)](#), the necessary and sufficient condition for finiteness of the value function in the optimization problem without trading the illiquid asset to be finite is

$$\beta - rp > \frac{p\alpha_1^2}{2(1-p)\sigma_1^2}. \quad (2.4)$$

[Hobson et al. \(2019\)](#) formulates another assumption

$$\beta - rp > \frac{p(\alpha_1^2\sigma_2^2 + \alpha_2^2\sigma_1^2 - 2\rho\alpha_1\alpha_2\sigma_1\sigma_2)}{2(1-\rho^2)(1-p)\sigma_1^2\sigma_2^2}, \quad (2.5)$$

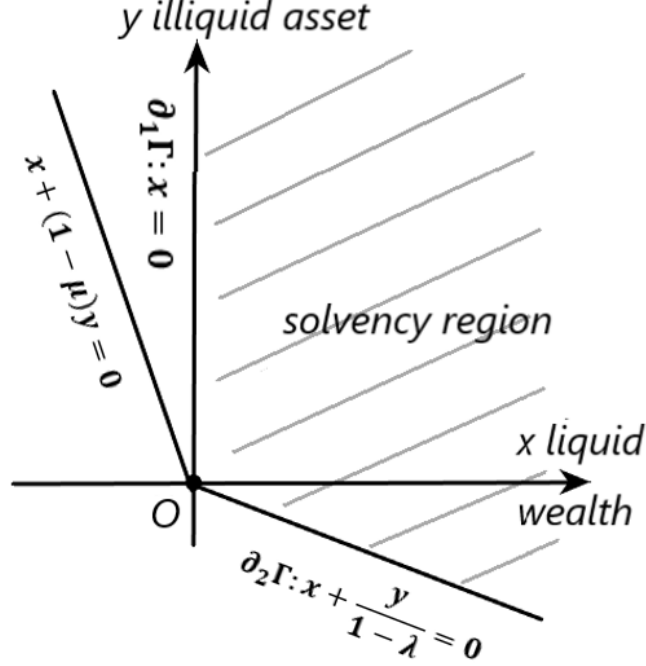


FIGURE 1. The solvency region

which is necessary and sufficient for the value function in the optimization problem without transaction costs to be finite. In the above two problems, there is no illiquid asset, and then liquidity preference is no longer applicable, so that θ can only be taken as 1.

In what follows, we will assume the following.

Assumption 1. Throughout this paper, we assume that (2.4) and (2.5) hold.

3. Properties of the value function

In this section, similar to Shreve and Soner (1994), we present several properties about the value function in Problem (2.3).

3.1. The HJB equation. Given $(x_0, y_0) \in \bar{\Lambda}$, $(\pi, c, L, M) \in \mathcal{A}(x_0, y_0)$, $\varphi \in \mathcal{C}^2(\Lambda)$ and an almost surely finite stopping time τ , Itô's rule yields

$$\begin{aligned} \varphi(x_0, y_0) &= e^{-\beta\tau} \varphi(X_\tau, Y_\tau) + \int_0^\tau e^{-\beta t} (\mathcal{L}\varphi + c_t \varphi_x) dt - \int_0^\tau e^{-\beta t} \sigma_1 \pi_t X_t \varphi_x dB_t^1 - \int_0^\tau e^{-\beta t} \sigma_2 Y_t \varphi_y dB_t^2 \\ &+ \int_0^\tau e^{-\beta t} \{[-(1-\mu)\varphi_x + \varphi_y] dM_t^c + [\varphi_x - (1-\lambda)\varphi_y] dL_t^c\} \\ &+ \sum_{0 \leq t \leq \tau} e^{-\beta t} [\varphi(X_{t-}, Y_{t-}) - \varphi(X_t, Y_t)], \end{aligned} \quad (3.1)$$

where the second-order differential operator \mathcal{L} is defined by

$$(\mathcal{L}\varphi)(x, y) = \beta\varphi - (r + \alpha_1\pi)x\varphi_x - (r + \alpha_2)y\varphi_y - \frac{1}{2}\sigma_1^2\pi^2x^2\varphi_{xx} - \frac{1}{2}\sigma_2^2y^2\varphi_{yy} - \rho\sigma_1\sigma_2\pi xy\varphi_{xy}.$$

Then the Hamilton-Jacobi-Bellman (HJB) equation of Problem (2.3) is

$$\min \left\{ \min_{\pi, c} \{ \mathcal{L}\varphi + c\varphi_x - U(c, x) \}, - (1 - \mu) \varphi_x + \varphi_y, \varphi_x - (1 - \lambda) \varphi_y \right\} = 0, \quad (3.2)$$

which is equivalent to

$$\min \left\{ \min_{\pi} \{ \mathcal{L}\varphi - \tilde{U}(x, \varphi_x) \}, - (1 - \mu) \varphi_x + \varphi_y, \varphi_x - (1 - \lambda) \varphi_y \right\} = 0, \quad (3.3)$$

where

$$\tilde{U}(x, \tilde{x}) = \frac{1 - \theta p}{p} \theta^{\frac{\theta p}{1 - \theta p}} x^{\frac{(1 - \theta)p}{1 - \theta p}} \tilde{x}^{-\frac{\theta p}{1 - \theta p}}$$

and the minimum point is attained at

$$c_* = \theta^{\frac{1}{1 - \theta p}} x^{\frac{(1 - \theta)p}{1 - \theta p}} \varphi_x^{-\frac{1}{1 - \theta p}}.$$

Furthermore, if we assume $\varphi_{xx} < 0$, which is naturally satisfied when φ is strictly concave, $\mathcal{L}\varphi - \tilde{U}(x, \varphi_x)$ takes the minimum value at the point

$$\pi_* = -\frac{\alpha_1 \varphi_x + \rho \sigma_1 \sigma_2 y \varphi_{xy}}{\sigma_1^2 x \varphi_{xx}}.$$

Then we define the operator

$$\begin{aligned} \bar{\mathcal{L}}\varphi &:= \mathcal{L}\varphi - \tilde{U}(x, \varphi_x) |_{\pi=\pi_*} \\ &= \beta\varphi - rx\varphi_x - (r + \alpha_2)y\varphi_y - \frac{1}{2}\sigma_2^2 y^2 \varphi_{yy} + \frac{(\alpha_1 \varphi_x + \rho \sigma_1 \sigma_2 y \varphi_{xy})^2}{2\sigma_1^2 \varphi_{xx}} - \tilde{U}(x, \varphi_x). \end{aligned} \quad (3.4)$$

The original HJB equation (3.2) is linear, as is the HJB equation (3.3) with respect to the second-order term. However, the final operator (3.4) and the corresponding HJB equation are nonlinear.

3.2. Properties of the value function. This subsection examines several key properties of value functions, including homotheticity, convexity, boundedness, and continuity. Analyzing these properties enables us to understand the shape and structure of the optimal policy, which we explore in the following section.

Proposition 3.1. *The value function v defined in Problem (2.3) has the following properties:*

(1) v has the homotheticity property

$$v(mx, my) = m^p v(x, y), \quad \forall (x, y) \in \bar{\Lambda}, \quad m > 0.$$

(2) v is concave in $\bar{\Lambda}$.

(3) v is continuous in Λ . In particular, v is continuous in $\Gamma \cup \partial_1 \Gamma$.

(4) v has the lower bound in $\bar{\Lambda}$

$$v(x, y) \geq \begin{cases} \frac{C_*}{p} (x + (1 - \mu)y)^p, & \forall (x, y) \in \bar{\Lambda}, y \geq 0, \\ \frac{C_*}{p} \left(x + \frac{y}{1 - \lambda}\right)^p, & \forall (x, y) \in \bar{\Lambda}, y < 0, \end{cases} \quad (3.5)$$

where

$$C_* = (1 - \theta p)^{1-\theta p} \theta^{\theta p} \left[\beta - rp - \frac{p\alpha_1^2}{2(1-p)\sigma_1^2} \right]^{\theta p - 1}. \quad (3.6)$$

(5) v satisfies the principle of dynamic programming. Let $(x, y) \in \Lambda$, Ω be an open subset of Λ containing (x, y) , and

$$\tau := \inf\{t \geq 0 \mid (X_t, Y_t) \notin \bar{\Omega}\}.$$

Then, $\forall t \in [0, \infty]$, we have

$$v(x, y) = \sup_{(\pi, c, L, M) \in \mathcal{A}(x, y)} \mathbb{E} \left[\int_0^{t \wedge \tau} e^{-\beta s} u(c_s, X_s) ds + 1_{\{t \wedge \tau < \infty\}} e^{-\beta(t \wedge \tau)} v(X_{t \wedge \tau}, Y_{t \wedge \tau}) \right]. \quad (3.7)$$

Proof. We prove the properties one by one. Property (1) is trivial and follows from the fact

$$(\pi, c, L, M) \in \mathcal{A}(x, y) \iff (\pi, mc, mL, mM) \in \mathcal{A}(mx, my).$$

Using the Jacobi matrix of U , we can conclude that U is concave with respect to (c, x) . Following a similar argument to Proposition 3.1 in Shreve and Soner (1994), we can show that v is also concave, which verifies Property (2). Because a concave function is continuous on the interior of its domain, we can directly deduce Property (3) from Property (2).

Regarding Property (4), one admissible policy is to immediately liquidate the illiquid asset and jump to the x -axis, after which there is no further transfer between the illiquid asset and liquid wealth. The resulting optimization problem is equivalent to the problem of optimizing without trading the illiquid asset, and the value function \tilde{v} can be computed using the method described in Davis and Norman (1990). To be specific, the HJB equation for \tilde{v} is

$$\max_{c, \pi} \left\{ -\beta \tilde{v} + (r + \alpha_1 \pi) x \tilde{v}_x + \frac{1}{2} \sigma_1^2 \pi^2 x^2 \tilde{v}_{xx} - c \tilde{v}_x + U(c, x) \right\} = 0,$$

that is,

$$-\beta \tilde{v} - rx \tilde{v}_x + \frac{\alpha_1^2 \tilde{v}_x^2}{\sigma_1^2 \tilde{v}_{xx}} + \frac{1 - \theta p}{p} \theta^{\frac{\theta p}{1 - \theta p}} x^{\frac{(1 - \theta)p}{1 - \theta p}} \tilde{v}_x^{\frac{\theta p}{\theta p - 1}} = 0,$$

and the value function \tilde{v} is

$$\tilde{v}(x) = \frac{C_*}{p} x^p,$$

where C_* is given by Eq. (3.6).

To prove Property (5), we can refer to Corollary 4.2 in Shreve and Soner (1994) by replacing $U_p(x)$ with $U(c, x)$. \square

In order to prove the continuity of v on $\partial_2 \Gamma$, we only need to derive the value of v on $\partial_2 \Gamma$. According to the following proposition, we know $v = 0$ when $0 < p < 1$ and $v = -\infty$ when $p < 0$ on $\partial_2 \Gamma$.

Proposition 3.2. *If $(x_0, y_0) \in \partial_2 \Gamma$, all admissible policies must involve using the liquid wealth to cover the short position in the illiquid asset and remaining at position $(0, 0)$.*

Proof. For any nonnegative (L_0, M_0) at time zero. Note that $X_0 = x_0 - L_0 + (1 - \mu) M_0$ and $Y_0 = y_0 + (1 - \lambda) L_0 - M_0$, we obtain

$$X_0 + \frac{Y_0}{1 - \lambda} = \left(1 - \mu - \frac{1}{1 - \lambda}\right) M_0 \geq 0,$$

which implies $M_0 = 0$ and then $(X_0, Y_0) \in \partial_2 \Gamma$.

Let

$$\tau_n := 1 \wedge \inf\{t \geq 0 \mid |\pi_t X_t| > n \text{ or } Y_t \notin (y_0 - 1, 0)\}$$

and

$$\tau := 1 \wedge \inf\{t \geq 0 \mid Y_t \notin (y_0 - 1, 0)\},$$

then

$$\begin{aligned} 0 &\leq e^{-r\tau_n} \left(X_{\tau_n} + \frac{1}{1 - \lambda} Y_{\tau_n} \right) \\ &= \int_0^{\tau_n} e^{-rt} \left[\alpha_1 \pi_t X_t + \frac{\alpha_2}{1 - \lambda} Y_t - c_t \right] dt + \int_0^{\tau_n} e^{-rt} \left(1 - \mu - \frac{1}{1 - \lambda} \right) dM_t \\ &\quad + \int_0^{\tau_n} e^{-rt} \sigma_1 \pi_t X_t dB_t^1 + \int_0^{\tau_n} e^{-rt} \frac{\sigma_2}{1 - \lambda} Y_t dB_t^2 \\ &\leq \int_0^{\tau_n} e^{-rt} \pi_t X_t d(\alpha_1 t + \sigma_1 B_t^1) + \int_0^{\tau_n} e^{-rt} \frac{\sigma_2}{1 - \lambda} Y_t dB_t^2, \quad \mathbb{P} - a.s.. \end{aligned}$$

It is worth noting that $\frac{B^1 - \rho B^2}{\sqrt{1 - \rho^2}}$ and B^2 are two standard Brownian motions that are independent of each other. Applying Girsanov's Theorem, we can find an equivalent measure \mathbb{Q} on which B^2 and $\{\alpha_1 t + \sigma_1 (B_t^1 - \rho B_t^2)\}_{t \geq 0}$ are two independent Brownian motions. As a result, we have

$$\mathbb{E}^{\mathbb{Q}} \left[\int_0^{\tau_n} e^{-rt} \pi_t X_t d(\alpha_1 t + \sigma_1 B_t^1) + e^{-rt} \frac{\sigma_2}{1 - \lambda} Y_t dB_t^2 \right] = 0,$$

from which we have

$$\int_0^{\tau_n} e^{-rt} \pi_t X_t d(\alpha_1 t + \sigma_1 B_t^1) + e^{-rt} \frac{\sigma_2}{1 - \lambda} Y_t dB_t^2 = 0, \quad \mathbb{Q} - a.s.,$$

implying

$$\tau_n = 0, \quad \mathbb{Q} - a.s.,$$

and then

$$\tau_n = 0, \quad \mathbb{P} - a.s..$$

Letting $n \rightarrow +\infty$, we have

$$\tau = 0, \quad \mathbb{P} - a.s.,$$

because $\tau_n \uparrow \tau$. Then we must have $Y_0 \geq 0$ as $M_0 = 0$ implies $Y_0 \geq y_0$, but we have proved $(X_0, Y_0) \in \partial_2 \Gamma$, we conclude $(X_0, Y_0) = (0, 0)$. \square

To establish continuity of v on $\partial_2\Gamma$, we need to discuss two cases separately, $0 < p < 1$ and $p < 0$. When $0 < p < 1$, we can derive the results regarding the form of v near the boundaries $\partial_1\Gamma$ and $\partial_2\Gamma$. These results are also applicable in the subsequent section.

Theorem 3.3. *Assume $0 < p < 1$, there exist $\delta_1 > 0$ sufficiently small and $\delta_2 < 1$ sufficiently close to 1 such that*

$$\begin{aligned} v(x, y) &= v\left(\frac{\delta_1(x + (1 - \mu)y)}{1 - \mu + \delta_1}, \frac{x + (1 - \mu)y}{1 - \mu + \delta_1}\right) \\ &= \frac{A}{p}(x + (1 - \mu)y)^p && \text{if } x \geq 0, y > 0, \frac{x}{y} < \delta_1, \\ v(x, y) &= v\left(\frac{x + \frac{y}{1 - \lambda}}{1 - \delta_2}, -\frac{\delta_2(1 - \lambda)\left(x + \frac{y}{1 - \lambda}\right)}{1 - \delta_2}\right) \\ &= \frac{B}{p}\left(x + \frac{y}{1 - \lambda}\right)^p && \text{if } -\delta_2 < \frac{y}{(1 - \lambda)x} \leq -1, \end{aligned}$$

where

$$A := \frac{pv(\delta_1, 1)}{(1 - \mu + \delta_1)^p}, \quad B := \frac{pv(1, -(1 - \lambda)\delta_2)}{(1 - \delta_2)^p}.$$

Proof. We first show the results of v near $\partial_1\Gamma$. Define the wedge

$$D_1 := \{(x, y) \in \Lambda \mid x \geq 0, y > 0, \frac{x}{y} < \delta_1\}$$

and a strictly concave function

$$\varphi(x, y) := \frac{A}{p}(x + (1 - \mu)y)^p.$$

From Property (4) of Proposition 3.1, we have

$$\frac{A}{p} = \frac{v(\delta_1, 1)}{(1 - \mu + \delta_1)^p} \geq \frac{C_*}{P}. \quad (3.8)$$

Note that

$$\varphi(x, y) = v\left(\frac{\delta_1(x + (1 - \mu)y)}{1 - \mu + \delta_1}, \frac{x + (1 - \mu)y}{1 - \mu + \delta_1}\right),$$

we have $\varphi \leq v$ on D_1 and $\varphi \geq v$ on $\Lambda \setminus D_1$. Moreover, for $(x, y) \in D_1$,

$$-(1 - \mu)\varphi_x + \varphi_y \geq 0, \varphi_x - (1 - \lambda)\varphi_y \geq 0.$$

Using Eq. (3.8) and Assumption (2.5), we obtain

$$\begin{aligned}
\bar{\mathcal{L}}\varphi &= A(x + (1 - \mu)y)^p \times \\
&\quad \left\{ \frac{\beta - rp}{p} - \frac{1 - p}{2} \left[\frac{\alpha_1}{(1 - p)\sigma_1} \left(1 + (1 - \mu) \frac{y}{x} \right) - \rho\sigma_2 (1 - \mu) \frac{y}{x} \right]^2 \frac{x^2}{(x + (1 - \mu)y)^2} \right. \\
&\quad \left. - \alpha_2 \frac{(1 - \mu)y}{x + (1 - \mu)y} + \frac{1}{2} \sigma_2^2 (1 - p) \left[\frac{(1 - \mu)y}{x + (1 - \mu)y} \right]^2 \right. \\
&\quad \left. - \frac{1 - \theta p}{p} \theta^{\frac{\theta p}{1 - \theta p}} A^{-\frac{1}{1 - \theta p}} \left(\frac{x}{x + (1 - \mu)y} \right)^{\frac{(1 - \theta)p}{1 - \theta p}} \right\} \\
&\geq A(x + (1 - \mu)y)^p \times \\
&\quad \left\{ \frac{\beta - rp}{p} - \frac{1 - p}{2} \left[\frac{\alpha_1}{(1 - p)\sigma_1} \left(1 + (1 - \mu) \frac{y}{x} \right) - \rho\sigma_2 (1 - \mu) \frac{y}{x} \right]^2 \frac{x^2}{(x + (1 - \mu)y)^2} \right. \\
&\quad \left. - \alpha_2 \frac{(1 - \mu)y}{x + (1 - \mu)y} + \frac{1}{2} \sigma_2^2 (1 - p) \left[\frac{(1 - \mu)y}{x + (1 - \mu)y} \right]^2 \right. \\
&\quad \left. - \left[\frac{\beta - rp}{p} - \frac{\alpha_1^2}{2(1 - p)\sigma_1^2} \right] \left(\frac{x}{x + (1 - \mu)y} \right)^{\frac{(1 - \theta)p}{1 - \theta p}} \right\} \\
&\stackrel{t := \frac{(1 - \mu)y}{x}}{=} A(x + (1 - \mu)y)^p \left\{ \left[\frac{\beta - rp}{p} - \frac{\alpha_1^2}{2(1 - p)\sigma_1^2} \right] \left[1 - (1 + t)^{-\frac{(1 - \theta)p}{1 - \theta p}} \right] \right. \\
&\quad \left. + \frac{1}{2} (1 - \rho^2) (1 - p) \sigma_2^2 \left(\frac{t}{1 + t} \right)^2 + \left(\frac{\rho\alpha_1\sigma_2}{\sigma_1} - \alpha_2 \right) \frac{t}{1 + t} \right\} \\
&\geq A(x + (1 - \mu)y)^p \left\{ \left[\frac{\beta - rp}{p} - \frac{\alpha_1^2}{2(1 - p)\sigma_1^2} \right] \left[1 - (1 + t)^{-\frac{(1 - \theta)p}{1 - \theta p}} \right] \right. \\
&\quad \left. - \frac{(\rho\alpha_1\sigma_2 - \alpha_2\sigma_1)^2}{2(1 - \rho^2)(1 - p)\sigma_1^2\sigma_2^2} \right\} \\
&:= A(x + (1 - \mu)y)^p f(t). \tag{3.9}
\end{aligned}$$

As $t \uparrow +\infty$, from assumption (2.5), we have

$$f(t) \longrightarrow \frac{\beta - rp}{p} - \frac{\alpha_1^2\sigma_2^2 + \alpha_2^2\sigma_1^2 - 2\rho\alpha_1\alpha_2\sigma_1\sigma_2}{2(1 - \rho^2)(1 - p)\sigma_1^2\sigma_2^2} > 0.$$

As such, there exists a sufficiently small $\delta_1 > 0$ such that $\bar{\mathcal{L}}\varphi \geq 0$ on D_1 .

Define the trapezoid

$$H_n := \{(x, y) \in \bar{D}_1 \mid \frac{1}{n} \leq y \leq n\}$$

and the stopping times

$$T_n := \inf\{t \geq 0 \mid (X_t, Y_t) \notin H_n\}, \quad T := \inf\{t \geq 0 \mid (X_t, Y_t) \notin \bar{D}_1\}, \quad \kappa_m := \inf\{t \geq 0 \mid |\pi_t| > m\}.$$

Then $\lim_{n \rightarrow \infty} T_n = T$ almost surely and

$$\{T < \infty\} = \bigcup_{n=1}^{\infty} \{T_n = T \leq n\}.$$

For any $(x, y) \in D_1$ and some policy $(\pi, c, L, M) \in \mathcal{A}(x, y)$, note that π and (X_t, Y_t) are bounded for $t < T_n \wedge \kappa_m$. Using the formula in Eq. (3.1) and taking $\tau = T_n \wedge \kappa_m \wedge n$, we obtain

$$\begin{aligned} \varphi(x, y) &= \mathbb{E} \left[e^{-\beta T_n \wedge \kappa_m \wedge n} \varphi(X_{T_n \wedge \kappa_m \wedge n}, Y_{T_n \wedge \kappa_m \wedge n}) \right] + \mathbb{E} \left[\int_0^{T_n \wedge \kappa_m \wedge n} e^{-\beta t} (\mathcal{L}\varphi + c_t \varphi_x) dt \right] \\ &\quad + \mathbb{E} \left[\int_0^{T_n \wedge \kappa_m \wedge n} e^{-\beta t} \{[-(1-\mu)\varphi_x + \varphi_y] dM_t^c + [\varphi_x - (1-\lambda)\varphi_y] dL_t^c\} \right] \\ &\quad + \sum_{0 \leq t \leq T_n \wedge \kappa_m \wedge n} e^{-\beta t} \mathbb{E} [\varphi(X_{t-}, Y_{t-}) - \varphi(X_t, Y_t)] \\ &\geq \mathbb{E} \left[e^{-\beta T_n \wedge \kappa_m \wedge n} \varphi(X_{T_n \wedge \kappa_m \wedge n}, Y_{T_n \wedge \kappa_m \wedge n}) \right] + \mathbb{E} \left[\int_0^{T_n \wedge \kappa_m \wedge n} e^{-\beta t} U(c_t, X_t) dt \right]. \end{aligned}$$

Taking the limit $m \rightarrow \infty$,

$$\begin{aligned} \varphi(x, y) &\geq \mathbb{E} \left[e^{-\beta T_n \wedge n} \varphi(X_{T_n \wedge n}, Y_{T_n \wedge n}) \right] + \mathbb{E} \left[\int_0^{T_n \wedge n} e^{-\beta t} U(c_t, X_t) dt \right], \\ &\geq \mathbb{E} \left[1_{\{T_n = T \leq n\}} e^{-\beta T} v(X_T, Y_T) \right] + \mathbb{E} \left[\int_0^{T_n \wedge n} e^{-\beta t} U(c_t, X_t) dt \right], \end{aligned}$$

and then taking the limit $n \rightarrow \infty$,

$$\varphi(x, y) \geq \mathbb{E} \left[1_{\{T < \infty\}} e^{-\beta T} v(X_T, Y_T) \right] + \mathbb{E} \left[\int_0^T e^{-\beta t} U(c_t, X_t) dt \right].$$

Maximizing the right side over $(\pi, c, L, M) \in \mathcal{A}(x, y)$ and applying the principle of dynamic programming (Property (5) of Proposition 3.1), we conclude $\varphi(x, y) \geq v(x, y)$ on D_1 . Hence, we have $\varphi(x, y) = v(x, y)$ on D_1 .

The proof of the second part (the form of v near $\partial_2 \Gamma$) is similar. Define the wedge

$$D_2 := \{(x, y) \in \Lambda \mid -\delta_2 < \frac{y}{(1-\lambda)x} \leq -1\}$$

and a strictly concave function

$$\varphi(x, y) := \frac{B}{p} \left(x + \frac{y}{1-\lambda} \right)^p.$$

From the property (4) of Proposition 3.1, we have

$$\frac{B}{p} = \frac{v(1, -(1-\lambda)\delta_2)}{(1-\delta_2)^p} \geq \frac{C_*}{P}. \quad (3.10)$$

As

$$\varphi(x, y) = v \left(\frac{x + \frac{y}{1-\lambda}}{1-\delta_2}, -\frac{\delta_2(1-\lambda) \left(x + \frac{y}{1-\lambda} \right)}{1-\delta_2} \right),$$

we have $\varphi \leq v$ on D_2 and $\varphi \geq v$ on $\Lambda \setminus D_2$. Moreover, for $(x, y) \in D_2$, we have

$$-(1-\mu)\varphi_x + \varphi_y \geq 0, \quad \varphi_x - (1-\lambda)\varphi_y \geq 0.$$

Using Eq. (3.8) and Assumption (2.5), we obtain

$$\begin{aligned}
\bar{\mathcal{L}}\varphi &= B \left(x + \frac{y}{1-\lambda} \right)^p \times \\
&\quad \left\{ \frac{\beta - rp}{p} - \frac{1-p}{2} \left[\frac{\alpha_1}{(1-p)\sigma_1} \left(1 + \frac{y}{(1-\lambda)x} \right) - \rho\sigma_2 \frac{y}{(1-\lambda)x} \right]^2 \frac{(1-\lambda)^2 x^2}{((1-\lambda)x+y)^2} \right. \\
&\quad \left. - \alpha_2 \frac{y}{(1-\lambda)x+y} + \frac{1}{2} \sigma_2^2 (1-p) \left[\frac{y}{(1-\lambda)x+y} \right]^2 \right. \\
&\quad \left. - \frac{1-\theta p}{p} \theta^{\frac{\theta p}{1-\theta p}} B^{-\frac{1}{1-\theta p}} \left(\frac{(1-\lambda)x}{(1-\lambda)x+y} \right)^{\frac{(1-\theta)p}{1-\theta p}} \right\} \\
&\geq B \left(x + \frac{y}{1-\lambda} \right)^p \times \\
&\quad \left\{ \frac{\beta - rp}{p} - \frac{1-p}{2} \left[\frac{\alpha_1}{(1-p)\sigma_1} \left(1 + \frac{y}{(1-\lambda)x} \right) - \rho\sigma_2 \frac{y}{(1-\lambda)x} \right]^2 \frac{(1-\lambda)^2 x^2}{((1-\lambda)x+y)^2} \right. \\
&\quad \left. - \alpha_2 \frac{y}{(1-\lambda)x+y} + \frac{1}{2} \sigma_2^2 (1-p) \left[\frac{y}{(1-\lambda)x+y} \right]^2 \right. \\
&\quad \left. - \left[\frac{\beta - rp}{p} - \frac{\alpha_1^2}{2(1-p)\sigma_1^2} \right] \left(\frac{(1-\lambda)x}{(1-\lambda)x+y} \right)^{\frac{(1-\theta)p}{1-\theta p}} \right\} \\
&\stackrel{t:=\frac{y}{(1-\lambda)x}}{=} B \left(x + \frac{y}{1-\lambda} \right)^p \frac{1}{(1+t)^2} \left\{ \left[\frac{\beta - rp}{p} - \frac{\alpha_1^2}{2(1-p)\sigma_1^2} \right] \left[(1+t)^2 - (1+t)^{2-\frac{(1-\theta)p}{1-\theta p}} \right] \right. \\
&\quad \left. + \frac{1}{2} (1-\rho^2) (1-p) \sigma_2^2 t^2 + \left(\frac{\rho\alpha_1\sigma_2}{\sigma_1} - \alpha_2 \right) t(1+t) \right\} \\
&:= B \left(x + \frac{y}{1-\lambda} \right)^p \frac{1}{(1+t)^2} g(t). \tag{3.11}
\end{aligned}$$

As $t \downarrow -1$, we have

$$g(t) \longrightarrow \frac{1}{2} (1-\rho^2) (1-p) \sigma_2^2 > 0.$$

Therefore, for $\delta_2 < 1$ and sufficiently close to 1, we have $\bar{\mathcal{L}}\varphi \geq 0$ on D_2 .

Define the trapezoids and stopping times

$$K_n := \{(x, y) \in \bar{D}_2 \mid \frac{1}{n} \leq x \leq n\}, S_n := \inf\{t \geq 0 \mid (X_t, Y_t) \notin K_n\}, S := \inf\{t \geq 0 \mid (X_t, Y_t) \notin \bar{D}_2\}.$$

Then $\lim_{n \rightarrow \infty} S_n = S$ almost surely and

$$\{S < \infty\} = \bigcup_{n=1}^{\infty} \{S_n = S \leq n\}.$$

We can still prove $\varphi(x, y) \geq v(x, y)$ on D_2 , and therefore, $\varphi(x, y) = v(x, y)$ on D_2 . \square

Remark 1. The condition $\theta \neq 1$ is necessary for the existence of δ_1 . If $\theta = 1$, then $f(t)$ in Eq. (3.9) becomes

$$f(t) = -\frac{(\rho\alpha_1\sigma_2 - \alpha_2\sigma_1)^2}{2(1-\rho^2)(1-p)\sigma_1^2\sigma_2^2},$$

and the subsequent proof is no longer valid. When $\theta = 1$, the existence of δ_1 depends on other parameters, which will be demonstrated in the numerical analysis section. In this paper, we assume $\theta \neq 1$ and only consider the case of $\theta = 1$ in the numerical analysis section.

By referring to Theorem 3.3, we observe $v = 0$ on $\partial_2\Gamma$ when $0 < p < 1$. Therefore, we can directly deduce the following:

Corollary 3.4. *Assuming $0 < p < 1$, v is continuous on $\partial_2\Gamma$.*

We will now demonstrate the continuity of v on $\partial_2\Gamma$ in the case where $p < 0$. As $v = -\infty$ on $\partial_2\Gamma$, we need to prove that v has a limit of $-\infty$ at $\partial_2\Gamma$, which can be stated in the following proposition:

Proposition 3.5. *Assuming $p < 0$, we can conclude that v has a limit of $-\infty$ on $\partial_2\Gamma$. Consequently, we can also deduce that v is continuous on $\partial_2\Gamma$.*

Proof. Let us consider $0 < p < 1$ as a variable. We can define the increasing function

$$G(p) := \frac{\beta - rp}{p} - \frac{\alpha_1^2}{2(1-p)\sigma_1^2},$$

which is positive for small $p > 0$. Define

$$\varphi := \frac{D(p)}{p} \left(x + \frac{y}{1-\lambda} \right)^p,$$

where

$$D(p) := \theta^{\theta p} \left[\frac{pG(p)}{1-\theta p} \right]^{\theta p - 1}, \quad \text{i.e.,} \quad G(p) = -\frac{1-\theta p}{p} \theta^{\frac{\theta p}{1-\theta p}} D(p)^{-\frac{1}{1-\theta p}}.$$

Let $t := \frac{y}{(1-\lambda)x}$, then

$$\bar{\mathcal{L}}\varphi = D(p) \left(x + \frac{y}{1-\lambda} \right)^p \frac{1}{(1+t)^2} g(t),$$

where the function $g(t)$ is defined in Eq. (3.9). From the proof of Theorem 3.3, we can establish $v \leq \varphi$ on $D_2(p)$. Additionally, as $f(t)$ is monotonically increasing with respect to p , we can choose $D_2(p)$ decreasing with p .

For $p < 0$, let $0 < q < \varepsilon < 1$ be chosen. If $(x, y) \in D_2(\varepsilon)$, the inequality

$$\frac{c^p}{p} \leq \log c - \frac{1}{p} \leq \frac{c^q}{q} - \frac{1}{q} - \frac{1}{p}$$

implies

$$v_p \leq v_q - \frac{1}{\beta q} - \frac{1}{\beta p} \leq \frac{1}{q} \left[D(q) \left(x + \frac{y}{1-\lambda} \right)^q - \frac{1}{\beta} \right] - \frac{1}{\beta p}.$$

As $(x, y) \rightarrow (x_0, y_0) \in \partial_2\Gamma$, we can take $q \downarrow 0$ such that

$$\begin{aligned} \lim_{(x,y) \rightarrow (x_0,y_0)} v_p(x, y) &\leq \lim_{(x,y) \rightarrow (x_0,y_0)} \lim_{q \downarrow 0} \frac{1}{q} \left[D(q) \left(x + \frac{y}{1-\lambda} \right)^q - \frac{1}{\beta} \right] - \frac{1}{\beta p} \\ &= \lim_{(x,y) \rightarrow (x_0,y_0)} \frac{1}{\beta} \left[\log \left(x + \frac{y}{1-\lambda} \right) + \theta \log \beta + \frac{r-\beta}{\beta} + \frac{\alpha_1^2}{2\sigma_1^2\beta} \right] - \frac{1}{\beta p} \\ &= -\infty. \end{aligned}$$

Then v has a limit $-\infty$ on $\partial_2\Gamma$ and the proposition holds. □

Specifically, if $p < 0$, then $v < 0$ near $\partial_2\Gamma$ and we can obtain a stronger conclusion.

Corollary 3.6. *Assume $p < 0$, then $v < 0$ on $\bar{\Gamma}$.*

Proof. v is negative at some point, then homotheticity implies that v is negative on a ray passing through $(0, 0)$. From this ray, we can reach every point in $\bar{\Gamma}$ by buying and selling the illiquid risky asset S^2 , thereby ensuring $v < 0$ on $\bar{\Gamma}$. □

4. Optimal policy

To determine the optimal portfolio with transaction costs, we typically first identify the selling region, buying region, and no-trading region. In this context, the region Γ is divided into three wedges SR , NT , and BR by two rays passing through the origin based on the value function v . It can be shown that all three regions are non-empty. The wedge SR represents the selling region, NT represents the no-trading region, and BR represents the buying region for the illiquid risky asset S^2 .

The value function v satisfies Proposition 3.1, which includes homotheticity, continuity, and convexity. As a result, the conclusions of Chapter 6 in Shreve and Soner (1994) are established. However, as the HJB equation (3.4) is not linear, improving the second-order smoothness using the viscosity solution theory is particularly challenging. Fortunately, Hobson et al. (2019) established an important result when $\theta = 1$ by studying a boundary value problem for a first-order differential equation. This result in Hobson et al. (2019) is actually true for any θ , and we can modify the form of U in this literature to apply it. Following Hobson et al. (2019), we have the following theorem.

Theorem 4.1. *The value function v is the unique solution of the HJB equation (3.3).*

Proof. The proof is similar to Theorem 4.1 and Theorem 4.3 in Hobson et al. (2019) and the update of the utility function does not make the proof more difficult. □

Theorem 4.1 implies that v is twice continuously differentiable, i.e., $v \in \mathcal{C}^2$. Hence, the main results in Section6 Convex analysis of the value function in Shreve and Soner (1994) can be summarized and presented in the following theorem without providing a proof.

Theorem 4.2. *The value function associated with Problem (2.3) exhibits the following properties.*

(1)

$$v_x > 0, v_y > 0, \forall (x, y) \in \Gamma.$$

(2) Γ can be partitioned into three wedges, SR , BR , and NT (which may be an empty set), by two rays passing through $(0, 0)$, where

$$-(1 - \mu)v_x + v_y = 0, \forall (x, y) \in SR,$$

$$v_x - (1 - \lambda)v_y = 0, \forall (x, y) \in BR,$$

$$-(1 - \mu)v_x + v_y > 0, v_x - (1 - \lambda)v_y > 0, \bar{L}v = 0, \forall (x, y) \in NT.$$

(3) There exist constants $a > 0$ and $b > 0$ such that

$$v(x, y) = \frac{a}{p} (x + (1 - \mu)y)^p, \quad \forall (x, y) \in SR,$$

$$v(x, y) = \frac{a}{p} \left(x + \frac{y}{1 - \lambda} \right)^p, \quad \forall (x, y) \in BR.$$

These three regions represent the different cases in which the minimum is taken in the HJB equation. Additionally, they also have a more practical interpretation. The form of the value function v in Theorem 4.2-(3) implies that the agent will immediately sell the illiquid risky asset S^2 to reach \bar{NT} in SR , and immediately sell the illiquid risky asset S^2 to reach \bar{NT} in BR , which is why SR is known as the selling region and BR is known as the buying region. The natural question arises whether all three regions exist. Theorem 3.3 shows that SR and BR are non-empty when $0 < p < 1$. To discuss further results, we first transform the value function $v(x, y)$ into a univariate function.

To simplify the analysis, we can express the value function $v(x, y)$ as a function of a single variable $z := \frac{y}{x+y}$, where z represents the proportion of wealth invested in the illiquid risky asset S^2 . We define the interval $I := \left(-\frac{1-\lambda}{\lambda}, 1\right)$ and

$$u(z) = v(1 - z, z), \forall z \in \bar{I} \quad \text{i.e.,} \quad v(x, y) = (x + y)^p u\left(\frac{y}{x + y}\right), \forall (x, y) \in \bar{\Gamma} \setminus \{(0, 0)\}.$$

Because $u(z) = v(1 - z, z)$, the function u inherits concavity from v . Furthermore, $u \in \mathcal{C}^2$ and u is the unique classical solution of the following second-order differential equation.

$$\begin{aligned}
\min \quad & \left\{ \beta u - p \left[r + \alpha_2 z - \frac{\sigma_2^2}{2} (1-p) z^2 \right] u - [\alpha_2 z (1-z) - \sigma_2^2 (1-p) z^2 (1-z)] u' \right. \\
& - \frac{1}{2} \sigma_2^2 z^2 (1-z)^2 u'' + \frac{1-\theta p}{p} \theta^{\frac{\theta p}{1-\theta p}} (1-z)^{\frac{(1-\theta)p}{1-\theta p}} (pu - zu')^{\frac{\theta p}{\theta p-1}} \\
& - \max_{\pi} \left\{ \frac{\pi^2}{2} \sigma_1^2 \left[-p(1-p)(1-z)^2 u + 2(1-p)(1-z)^2 zu' + z^2(1-z)^2 u'' \right] \right. \\
& + \rho \sigma_1 \sigma_2 \pi \left[-p(1-p)z(1-z)u + (1-p)z(1-z)(2z-1)u' - z^2(1-z)^2 u'' \right] \\
& \left. \left. + \alpha_1 \pi [p(1-z)u - z(1-z)u'] \right\}, pu + \frac{1}{\mu} (1-\mu z) u', pu - \frac{1}{\lambda} (1-\lambda(1-z)) u' \right\} \\
= \quad & 0. \tag{4.1}
\end{aligned}$$

Remark 2. In the HJB equation (4.1), we can express the term

$$\frac{1-\theta p}{p} \theta^{\frac{\theta p}{1-\theta p}} (1-z)^{\frac{(1-\theta)p}{1-\theta p}} (pu - zu')^{\frac{\theta p}{\theta p-1}}$$

as

$$\min_d \left\{ (pu - zu') - \frac{(d^\theta z^{1-\theta})^p}{p} \right\},$$

where the minimum point is attained at $d^* = \frac{c}{x+y}$. This expression is more suitable for numerical computation, and we will use it in Section 5.

This paper introduces a liquid risk asset and incorporates liquidity preference. Although we limit the solvency region Λ to Γ with liquidity preference, all the three wedges NT , SR , and BR are non-empty.

Proposition 4.3. *Whether $p < 0$ or $0 < p < 1$, all the three wedges are non-empty.*

- (1) $NT \neq \emptyset$.
- (2) $SR \neq \emptyset$.
- (3) $BR \neq \emptyset$.

Proof.

- (1) When $p < 0$, we first claim that $SR \neq \Gamma$ and $BR \neq \Gamma$.

If $SR = \Gamma$, according to continuity of v and Theorem 4.2-(3), v must be finite on the $\partial_2 \Gamma$, which is a contradiction. On the other hand, if $BR = \Gamma$, we can always buy illiquid risky asset S^2 in such a way that liquid wealth X becomes zero. In this case, the value function v would not change, and it would be infinite on $\partial_1 \Gamma$, which is also a contradiction.

Proposition 3.4 demonstrates that SR and BR are both non-empty when $0 < p < 1$.

Whenever $p < 0$ or $0 < p < 1$, if $NT = \emptyset$, then SR and BR must share a common boundary H in Γ . However, according to the definition of SR and BR , we know $v_x = v_y = 0$ on H , which contradicts Theorem 4.2-(1).

(2) We only need to consider the case when $p < 0$. It is worth noting that u is finite at $z = 1$, and we have

$$(1-z)u'(z) \rightarrow 0, \quad (1-z)^2u''(z) \rightarrow 0, \quad \text{as } z \rightarrow 1.$$

If $SR = \emptyset$, then as $z \rightarrow 1$, Eq. (4.1) implies

$$\lim_{z \rightarrow 1} v_x(1-z, z) = \lim_{z \rightarrow 1} pu(z) - zu'(z) = 0.$$

However, this contradicts

$$\begin{aligned} v_x(1-z, z) &= \lim_{h \downarrow 0} \frac{1}{h} [v(1-z+h, z) - v(1-z, z)] \\ &= \lim_{h \downarrow 0} \frac{1}{h} \left[\left(\frac{h}{1-z + \frac{z}{1-\lambda}} + 1 \right)^p - 1 \right] v(0, 1) \\ &= \left(1-z + \frac{1}{1-\lambda} \right)^{-1} pv(1-z, z), \end{aligned}$$

so that

$$\lim_{z \rightarrow 1} v_x(1-z, z) = (1-\lambda)pv(0, 1) > 0.$$

(3) It is necessary to consider only the case where $p < 0$. If $BR = \emptyset$, then we can show that u satisfies the first term of HJB equation (4.1) near $z = -\frac{1-\lambda}{\lambda}$. Specifically, we can express the equation as a quadratic function of u'' of the form

$$-d_1(z)(u'')^2 + d_2(z, u, u')u'' + d_3(z, u, u') = 0,$$

where

$$d_1(z) = (1-\rho^2)\sigma_1^2\sigma_2^2z^4(1-z)^4.$$

Moreover,

$$\frac{1-\theta p}{p} \theta^{\frac{\theta p}{1-\theta p}} (1-z)^{\frac{(1-\theta)p}{1-\theta p}} t^{\frac{\theta p}{\theta p-1}}$$

is Lipschitz continuous about t on any half-line of the form $[\gamma, \infty)$, where $\gamma > 0$. Note that

$$pu - zu' = v_x(1-z, z) \geq pv(1-z, z) \left(1-z + \frac{z}{1-\lambda} \right)^{-1},$$

so that $pu - zu'$ tends to $+\infty$ as $z \rightarrow -\frac{1-\lambda}{\lambda}$, implying that d_2 and d_3 are Lipschitz continuous with respect to u and u' when z is near $-\frac{1-\lambda}{\lambda}$. By the quadratic formula, we can write

$$u'' = F(z, u, u'),$$

where F is Lipschitz continuous with respect to u and u' when z is near $-\frac{1-\lambda}{\lambda}$. Hence,

$\lim_{z \rightarrow -\frac{1-\lambda}{\lambda}} u(z)$ exists and is finite, which leads to a contradiction. \square

According to Theorem 4.2-(2) and Proposition 4.3, it can be shown that there exist two numbers η_2 and η_1 , with $-\frac{1-\lambda}{\lambda} < \eta_2 < \eta_1 < 1$, such that

$$\begin{aligned}\partial_1 NT &:= \overline{SR} \cap \overline{NT} = \{(x, y) \mid x \geq 0, y = \frac{\eta_1}{1-\eta_1}x\}, \\ \partial_2 NT &:= \overline{BR} \cap \overline{NT} = \{(x, y) \mid x \geq 0, y = \frac{\eta_2}{1-\eta_2}x\}.\end{aligned}$$

The two rays $\partial_1 NT$ and $\partial_2 NT$ partition the solvency region Γ into three wedges: SR , NT , and BR , see Fig. 2 below.

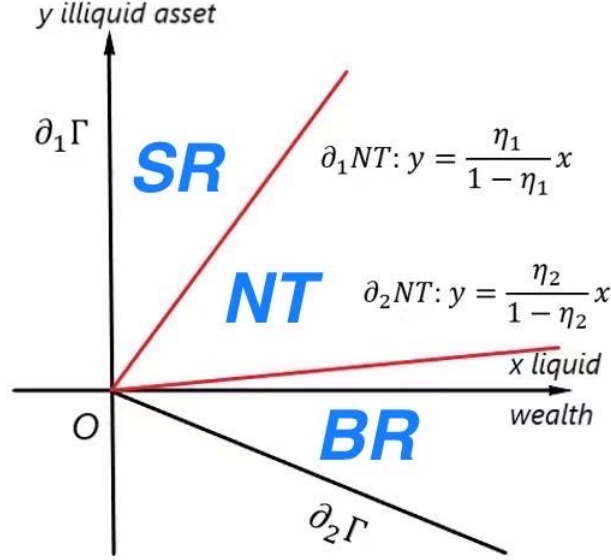


FIGURE 2. Three regions: SR , NT and BR .

Define the reflection direction on ∂NT

$$\gamma(x, y) = (\gamma_1(x, y), \gamma_2(x, y)) := \begin{cases} (1 - \mu, -1), & \text{if } (x, y) \in \partial_1 NT, \\ (-1, 1 - \lambda), & \text{if } (x, y) \in \partial_2 NT. \end{cases}$$

If the optimal policy exists, i.e., the problem is reachable, then the solvency region Γ can be divided into three regions based on the value function v , and the optimal policy can be similarly divided. In particular, the HJB equation in the no-trading region NT implies that the optimal policy does not involve trading the illiquid risky asset S^2 . This region is therefore referred to as the no-trading region. The optimal values of (c^*, π^*) in the no-trading region satisfy the following

$$c_t^* = \theta^{\frac{1}{1-\theta p}} X_t^{\frac{(1-\theta)p}{1-\theta p}} v_x(X_t, Y_t)^{-\frac{1}{1-\theta p}}, \quad (4.2)$$

$$\pi_t^* = -\frac{\alpha_1 v_x(X_t, Y_t) + \rho \sigma_1 \sigma_2 Y_t v_{xy}(X_t, Y_t)}{\sigma_1^2 X_t v_{xx}(X_t, Y_t)}. \quad (4.3)$$

Furthermore, initial position (X_{0-}, Y_{0-}) in SR and BR must immediately jump to the region \overline{NT} , and any point (X_t, Y_t) reaching the boundaries of the no-trading region $\partial_1 NT$ and $\partial_2 NT$ must be reflected back into the region NT .

We will proceed in two steps: first, we will prove the existence of the policy described above; second, we will show its optimality. Without loss of generality, we can assume $(x_0, y_0) \in \overline{NT}$, as we can choose appropriate values of (L_0^*, M_0^*) such that $(X_0, Y_0) \in \partial NT$ if $(x_0, y_0) \notin \overline{NT}$.

Lemma 4.4. *Assume $(x_0, y_0) \in \overline{NT}$, then there exist continuous processes X^* , Y^* and k such that $X_0^* = x_0$, $Y_0^* = y_0$, $k_0 = 0$ and*

$$(X_t^*, Y_t^*) \in \overline{NT}, \quad \forall t \geq 0,$$

$$\begin{aligned} dX_t^* &= [(r + \alpha_1 \pi_t^*) X_t^* - c_t^*] dt + \sigma_1 \pi_t^* X_t^* dB_t^1 + \gamma_1(X_t^*, Y_t^*) dk_t, \\ dY_t^* &= (r + \alpha_2) Y_t^* dt + \sigma_2 Y_t^* dB_t^2 + \gamma_2(X_t^*, Y_t^*) dk_t, \\ k_t &= \int_0^t 1_{\{(X_t^*, Y_t^*) \in \partial NT\}} dk_t, \end{aligned}$$

where (c^*, π^*) is shown as Eqs. (4.2) and (4.3).

Then the processes L and M have the following

$$\begin{aligned} L_t^* &= L_0^* + \int_0^t 1_{\{(X_t^*, Y_t^*) \in \partial_2 NT\}} dk_t, \\ M_t^* &= M_0^* + \int_0^t 1_{\{(X_t^*, Y_t^*) \in \partial_1 NT\}} dk_t, \end{aligned}$$

where $L_0^* = 0$, $M_0^* = 0$.

Proof. The proof is based on a similar approach to that used in Lemma 9.3 of [Shreve and Soner \(1994\)](#), but we need to make some modifications to account for our specific models. These modifications are as follows:

First, we assume that v is \mathcal{C}^2 on the entire region Γ , so that the proof holds for any $-\frac{1-\lambda}{\lambda} < \eta_2 < \eta_1 < 1$.

Second, we define the constant m_2 as

$$m_2 := \max_{\eta_2 < z < \eta_1} u_q(z, 1-z),$$

instead of using the value given in [Shreve and Soner \(1994\)](#).

Moreover, in the proof of $\rho \leq \tau$, we replace $t \wedge \rho_n \wedge \tau_n$ with $t \wedge \rho_n \wedge \tau_n \wedge \kappa_m$, where

$$\kappa_m := \inf\{t \geq 0 \mid |\pi_t| > m\}.$$

After taking the expectation of Eq. (3.1), we let m tend to ∞ .

Similarly, in the later stages of the proof, we replace η_n with $\eta_n \wedge \kappa_m$, and also let m tend to ∞ after taking the expectation of Eq. (3.1). \square

Theorem 4.5. (c^*, π^*, L^*, M^*) in Lemma 4.4 is the optimal strategy solving Problem (2.3).

Proof. Similar to the proof of Lemma 9.5 in Shreve and Soner (1994), there exist constants m_3 and m_4 such that

$$\begin{aligned} v_x(x, y) &\leq m_3 (x + y)^{p-1}, \quad \forall (x, y) \in \overline{NT}, \\ |y v_y(x, y)| &\leq m_4 (x + y)^p, \quad \forall (x, y) \in \overline{NT}. \end{aligned}$$

Similarly, there exists a constant $m_5 > 0$ such that

$$|x v_x(x, y)| \leq m_5 (x + y)^p, \quad \forall (x, y) \in \overline{NT}.$$

Note that the equations $-(1 - \mu)v_x(x, y) + v_y(x, y) = 0$ and $v_x(x, y) - (1 - \lambda)v_y(x, y) = 0$ hold when $y = \frac{\eta_1}{1 - \eta_1}x$ and $y = \frac{\eta_2}{1 - \eta_2}x$, respectively. For any almost surely finite stopping time τ , we have

$$\begin{aligned} v(x_0, y_0) &= e^{-\beta\tau} v(X_\tau^*, Y_\tau^*) + \int_0^\tau e^{-\beta t} U(c_t^*, X_t^*) dt \\ &\quad - \int_0^\tau e^{-\beta t} \sigma_1 \pi_t^* X_t^* v_x(X_t^*, Y_t^*) dB_t^1 - \int_0^\tau e^{-\beta t} \sigma_2 Y_t^* v_y(X_t^*, Y_t^*) dB_t^2. \end{aligned} \quad (4.4)$$

Let $\kappa_m := \inf\{t \geq 0 \mid |\pi_t^*| > m\}$, $\tau_n := \inf\{t \geq 0 \mid X_t^* + Y_t^* \leq \frac{1}{n}\}$, and $\tau_0 := \inf\{t \geq 0 \mid X_t^* = Y_t^* = 0\}$. When $p < 0$, we can replace τ with $t \wedge \tau_n \wedge \kappa_m$ in Eq. (4.4), take the expectation, and then let $m \rightarrow \infty$ to obtain

$$v(x_0, y_0) \leq \mathbb{E} \left[\int_0^{t \wedge \tau_n} e^{-\beta t} U(c_t^*, X_t^*) dt \right].$$

In addition, we need to prove that $\tau_0 = \infty$ almost surely. Note that

$$\lim_{n \rightarrow \infty} \lim_{t \uparrow \tau_n} \left[e^{-\beta(t \wedge \tau_n)} v_x(X_{t \wedge \tau_n}^*, Y_{t \wedge \tau_n}^*) + \int_0^{t \wedge \tau_n} e^{-\beta s} U(c_s^*, X_s^*) ds \right] = -\infty \quad \text{on } \{\tau_0 < \infty\},$$

we have

$$\lim_{n \rightarrow \infty} \lim_{t \uparrow \tau_n} \left[\int_0^{t \wedge \tau_n} e^{-\beta s} \sigma_1 \pi_s^* X_s^* v_x(X_s^*, Y_s^*) dB_s^1 + \int_0^{t \wedge \tau_n} e^{-\beta s} \sigma_2 Y_s^* v_y(X_s^*, Y_s^*) dB_s^2 \right] = -\infty \quad \text{on } \{\tau_0 < \infty\}, \quad (4.5)$$

which implies

$$\begin{aligned} &\int_0^{\tau_0} e^{-2\beta t} \left\{ [\sigma_1 \pi_t^* X_t^* v_x(X_t^*, Y_t^*)]^2 + [\sigma_2 Y_t^* v_y(X_t^*, Y_t^*)]^2 \right. \\ &\quad \left. + 2\rho \sigma_1 \sigma_2 \pi_t^* X_t^* Y_t^* v_x(X_t^*, Y_t^*) v_y(X_t^*, Y_t^*) \right\} dt = \infty. \end{aligned} \quad (4.6)$$

However, because Eq. (4.6) implies that the limit in Eq. (4.5) does not exist, we conclude $\tau_0 = \infty$ almost surely. Finally, taking the limits $n \rightarrow \infty$ and $t \rightarrow \infty$, we obtain the optimality of (C^*, π^*, L^*, M^*) when $p < 0$.

We now turn to the case when $0 < p < 1$. In this case, we define $Z_t = X_t^* + Y_t^*$. Note that

$$(1 - \eta_1)(x + y) \leq x \leq (1 - \eta_2)(x + y) < \frac{1}{\lambda}(x + y) \quad \forall (x, y) \in \overline{NT}$$

and

$$|y| \leq \max\{|\eta_1|, |\eta_2|\}(x + y) := m_6(x + y), \quad \forall (x, y) \in \overline{NT},$$

we have

$$\begin{aligned} Z_{t \wedge \kappa_m} &= Z_0 + \int_0^{t \wedge \kappa_m} [(r + \alpha_1 \pi_s^*) X_s^* + (r + \alpha_2) Y_s^* - c_s^*] ds \\ &+ \sigma_1 \int_0^{t \wedge \kappa_m} \pi_s^* X_s^* dB_s^1 + \sigma_2 \int_0^{t \wedge \kappa_m} Y_s^* dB_s^2 - \lambda L_s - \mu M_s \\ &\leq Z_0 + m_7 \int_0^{t \wedge \kappa_m} Z_s ds + \sigma_1 H_{t \wedge \kappa_m} + N_{t \wedge \kappa_m}, \end{aligned}$$

where

$$\begin{aligned} m_7 &= r + \frac{\alpha_1 m}{\lambda} + m_6 \alpha_2, \\ H_t &= \int_0^t \pi_s^* X_s^* dB_s^1 \end{aligned}$$

and

$$N_t = \int_0^t Y_s^* dB_s^2.$$

Doob's maximal martingale inequality yields

$$\mathbb{E} (H_{t \wedge \rho_n \wedge \kappa_m}^*)^2 \leq 4\mathbb{E} [H_{t \wedge \rho_n \wedge \kappa_m}^2] = 4\mathbb{E} \left[\int_0^{t \wedge \rho_n \wedge \kappa_m} \pi_s^{*2} X_s^{*2} ds \right] \leq 4 \frac{m^2}{\lambda^2} \mathbb{E} \left[\int_0^{t \wedge \rho_n \wedge \kappa_m} Z_s^2 ds \right],$$

where

$$\begin{aligned} \rho_n &= \inf\{t \geq 0 \mid Z_t \geq n\}, \\ Z_t^* &= \max_{0 \leq s \leq t} Z_s, \quad H_t^* = \max_{0 \leq s \leq t} |H_s|. \end{aligned}$$

Similarly, define

$$N_t^* = \max_{0 \leq s \leq t} |N_s|,$$

and then

$$\mathbb{E} (N_{t \wedge \rho_n \wedge \kappa_m}^*)^2 \leq 4m_6^2 \mathbb{E} \left[\int_0^{t \wedge \rho_n \wedge \kappa_m} Z_s^2 ds \right].$$

Using Hölder's inequality, we find some $m_8 > 0$ such that for every $T > 0$,

$$\begin{aligned} \mathbb{E} (z_{t \wedge \rho_n \wedge \kappa_m}^*)^2 &\leq m_8 \left[Z_0^2 + \mathbb{E} \left(\int_0^{t \wedge \rho_n \wedge \kappa_m} Z_s^* ds \right)^2 + \mathbb{E} (H_{t \wedge \rho_n \wedge \kappa_m}^*)^2 + \mathbb{E} (N_{t \wedge \rho_n \wedge \kappa_m}^*)^2 \right] \\ &\leq m_8 \left[Z_0^2 + \left(T + 4 \frac{m^2}{\lambda^2} + 4m_6^2 \right) \int_0^{t \wedge \rho_n \wedge \kappa_m} \mathbb{E} (Z_s^*)^2 ds \right], \quad \forall t \in [0, T]. \end{aligned}$$

According to Gronwall's inequality, we have

$$\mathbb{E} (z_{t \wedge \rho_n \wedge \kappa_m}^*)^2 \leq m_8 Z_0^2 \exp \left[m_8 \left(T + 4 \frac{m^2}{\lambda^2} + 4m_6^2 \right) t \right], \quad \forall t \in [0, T].$$

Taking the limit $n \rightarrow \infty$ and setting $t = T$, we obtain

$$\mathbb{E} (X_{T \wedge \kappa_m}^* + Y_{T \wedge \kappa_m}^*)^2 \leq m_8 Z_0^2 \exp \left[m_8 \left(T + 4 \frac{m^2}{\lambda^2} + 4m_6^2 \right) T \right], \quad \forall T \geq 0.$$

Therefore, we have

$$\mathbb{E} \left[\int_0^{T \wedge \kappa_m} [X_s^* + Y_s^*]^2 ds \right] < \infty, \quad \forall T \geq 0,$$

which implies

$$\mathbb{E} \left[\int_0^{T \wedge \kappa_m} [\sigma_1 \pi_s^* X_s^* v_x(X_s^*, Y_s^*)]^2 ds \right] < \infty, \quad \mathbb{E} \left[\int_0^{T \wedge \kappa_m} [\sigma_2 Y_s^* v_y(X_s^*, Y_s^*)]^2 ds \right] < \infty, \quad \forall T \geq 0.$$

From Eq. (4.4), we have

$$v(x_0, y_0) = e^{-\beta t \wedge \kappa_m} v(X_{t \wedge \kappa_m}^*, Y_{t \wedge \kappa_m}^*) + \int_0^{t \wedge \kappa_m} e^{-\beta s} U(c_s^*, X_s^*) ds,$$

Taking the limit $m \rightarrow \infty$, we obtain

$$v(x_0, y_0) = \mathbb{E} \left[e^{-\beta t} v(X_t^*, Y_t^*) \right] + \mathbb{E} \left[\int_0^t e^{-\beta s} U(c_s^*, X_s^*) ds \right]. \quad (4.7)$$

From Eq. (4.2), we have

$$\begin{aligned} c_t^{*\theta} X_t^{*1-\theta} &= \theta^{\frac{\theta}{1-\theta p}} X_t^{*\frac{1-\theta}{1-\theta p}} v_x(X_t^*, Y_t^*)^{-\frac{\theta}{1-\theta p}} \\ &\geq \theta^{\frac{\theta}{1-\theta p}} (1 - \eta_1)^{\frac{1-\theta}{1-\theta p}} m_3^{-\frac{\theta}{1-\theta p}} (X_t^* + Y_t^*) \\ &:= m_9 (X_t^* + Y_t^*). \end{aligned}$$

Then

$$\int_0^\infty \mathbb{E} \left[e^{-\beta t} (X_t^* + Y_t^*)^p \right] dt \leq \frac{p}{m_9^p} \int_0^\infty \mathbb{E} \left[e^{-\beta t} U(c_t^*, X_t^*) \right] dt < \infty.$$

Thus, there exists a sequence $t_n \uparrow \infty$ such that

$$\lim_{n \rightarrow \infty} \mathbb{E} \left[e^{-\beta t_n} (X_{t_n}^* + Y_{t_n}^*)^p \right] = 0.$$

It follows that

$$\lim_{n \rightarrow \infty} \mathbb{E} \left[e^{-\beta t_n} v(X_{t_n}^*, Y_{t_n}^*) \right] \leq \max_{\eta_2 < z < \eta_1} u(z) \times \lim_{n \rightarrow \infty} \mathbb{E} \left[e^{-\beta t_n} (X_{t_n}^* + Y_{t_n}^*)^p \right] = 0. \quad (4.8)$$

Substituting t with t_n in Eq. (4.7) and taking the limit as $n \rightarrow \infty$, we obtain the optimality of (C^*, π^*, L^*, M^*) . \square

5. Numerical analysis

In this section, we use numerical methods to solve the HJB equation (3.2) and analyze the results. We follow the numerical calculation method described in Section 5 Numerical methods in Akian et al. (1996). Our objective is two-fold: first, we investigate the effect of various parameters on the location of the no-trading region NT in the optimal policy; second, we examine the evolution of the investment and consumption ratios on NT . We assume that the

time discount rate β is higher than the risk-free rate r and that the two risk assets are positively correlated, and we conduct numerical tests with parameter values $\beta = 0.1$, $r = 7\%$, $\rho = 0.4$, $\lambda = 0.2$, and $\mu = 0.2$.

5.1. Optimal trading boundaries. We begin by investigating the relationship between the buying-selling boundaries (η_2, η_1) associated with ∂NT and other parameters, such as (α_1, σ_1) , (α_2, σ_2) , the risk aversion parameter p , and the liquidity preference parameter θ .

We compare four scenarios to investigate the effects of S^1 with parameters (α_1, σ_1) and S^2 with parameters (α_2, σ_2) :

scenario 1: $(\alpha_1, \sigma_1) = (4\%, 30\%)$, $(\alpha_2, \sigma_2) = (8\%, 35\%)$.

scenario 2: There is no (α_1, σ_1) , and $(\alpha_2, \sigma_2) = (8\%, 35\%)$.

scenario 3: $(\alpha_1, \sigma_1) = (4\%, 30\%)$, $(\alpha_2, \sigma_2) = (13\%, 35\%)$.

scenario 4: $(\alpha_1, \sigma_1) = (4\%, 30\%)$, $(\alpha_2, \sigma_2) = (8\%, 50\%)$.

We analyze both the cases $p > 0$ and $p < 0$. In scenario 1, we plot the buy-sell boundaries (illiquid asset-total wealth ratio) (η_2, η_1) in Fig. 3. We observe that both the buying boundary η_2 and the selling boundary η_1 increase with an increase in p or θ . This indicates that the width of the buying region BR increases with θ and ρ , while the width of the selling region SR decreases with θ and ρ . Agents with higher risk aversion tend to hold more liquid wealth, and the introduction of liquidity preference indeed encourages the agent to hold more liquid wealth. Therefore, a more liquidity-preferred (smaller θ) or risk-averse (smaller p) agent holds more of the liquid wealth. We also observe differences in the speed of changes for positive and negative η_1 and η_2 . When p or θ decreases and η_1 is already close to 0, η_1 decreases slowly, while η_2 decreases much faster. As long as $\theta \neq 1$, we have $\eta_1 < 1$, which implies the existence of SR . This result is consistent with Conclusion (2) in Proposition 4.3. However, when $\theta = 1$, it is possible that $\eta_1 = 1$ and SR does not exist. The product form of the utility function with $\theta < 1$ guarantees the existence of SR . In contrast to the results in Shreve and Soner (1994), η_2 may be less than 0, and even η_1 may be less than 0, which means that the intersection of NT (and even SR) and the fourth quadrant may not be empty. This phenomenon does not occur when $\theta = 1$, and this difference is mainly due to the liquidity preference in the utility function.

We present the buy-sell boundaries (η_2, η_1) for scenarios 2-4 in Fig. 4-6. The changes in the buy-sell boundary with respect to θ and p are similar across the different scenarios.

Comparing Fig. 3 and Fig. 4, we observe that the introduction of the liquid risk asset S^1 has a certain influence on the buy-sell boundary. When the liquid assets include the liquid risk asset S^1 in addition to the risk-free bond S^0 , the potential return on liquid assets has risen. This

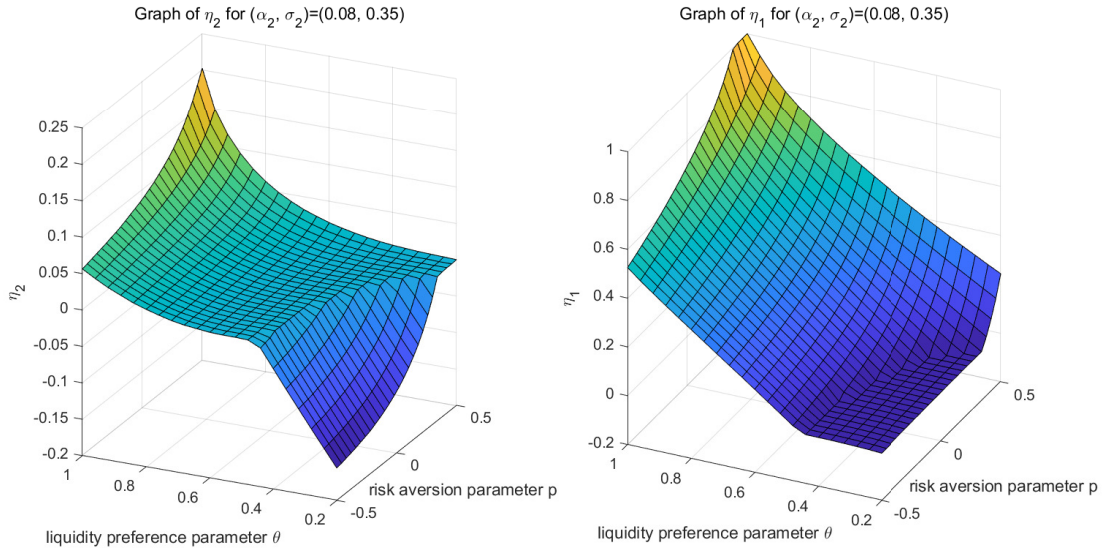


FIGURE 3. Buy-sell boundaries in scenario 1.

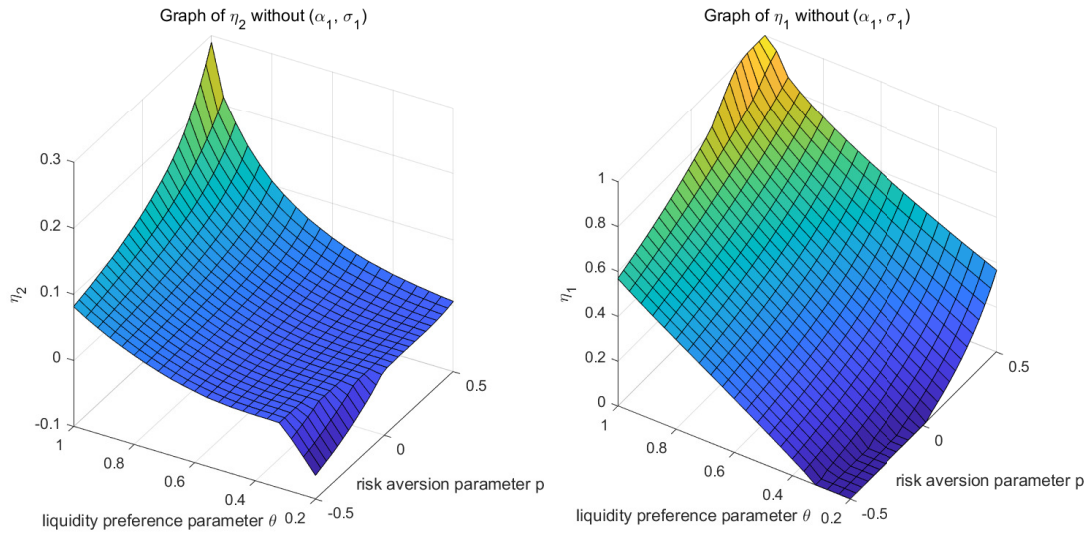


FIGURE 4. Buy-sell boundaries in scenario 2.

leads to a higher preference for holding liquid wealth, which results in larger values of η_2 and η_1 in Fig. 4 compared to those in Fig. 3.

Comparing Fig. 3 and Fig. 5, we observe that if the illiquid risky asset S^2 has a higher expected rate of return α_2 , the agent may prefer to allocate more of their wealth to S^2 , as indicated by the significant improvement in η_2 and η_1 values. Naturally, as the expected return on the illiquid asset becomes more attractive, an agent would like to hold more illiquid asset.

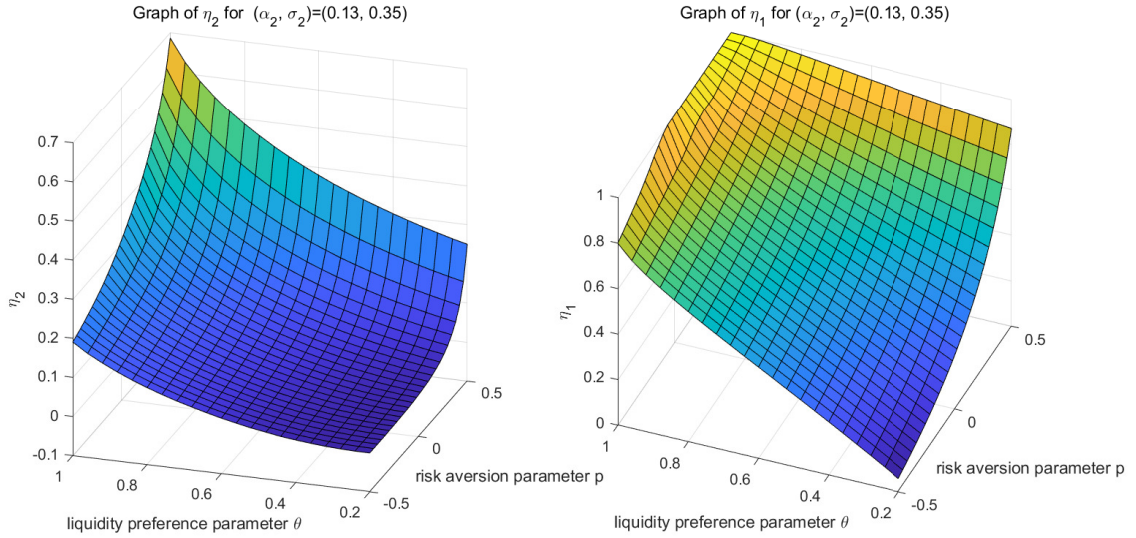


FIGURE 5. Buy-sell boundaries in scenario 3.

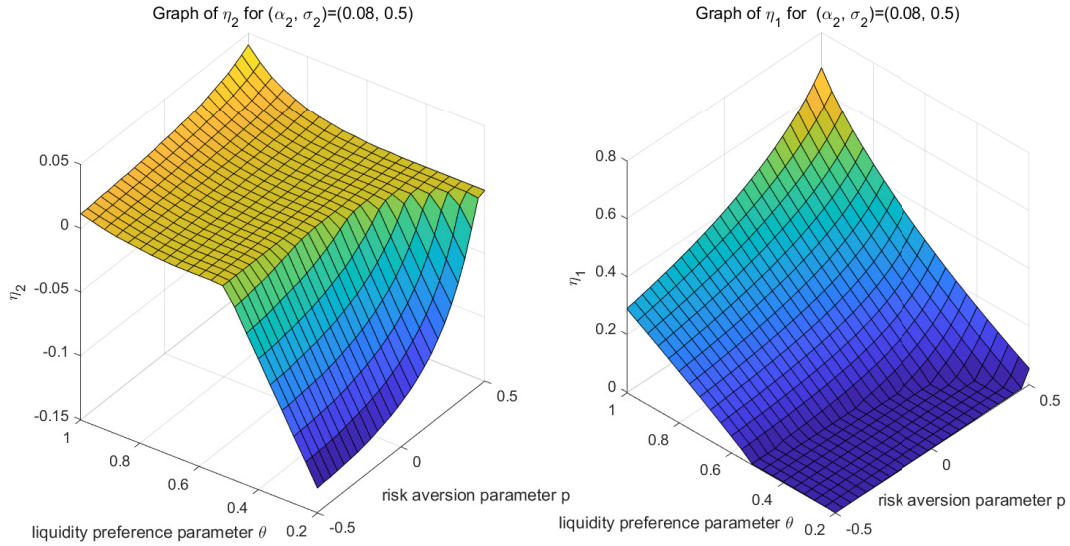


FIGURE 6. Buy-sell boundaries in scenario 4.

Comparing Fig. 3 and Fig. 6, we observe that the effect of the volatility coefficient σ_2 of the illiquid risky asset S^2 on the buy-sell boundary is complicated. For agents with high risk aversion and high liquidity preference, if η_1 is already close to 0 and η_2 is less than 0, a larger σ_2 may lead to slightly higher values of η_2 and η_1 , indicating a preference for holding more of the illiquid asset for larger σ_2 . However, for other agents, a larger σ_2 may lead to a decrease in η_2 and η_1 , making them more reluctant to invest in the illiquid risky asset. In practice,

an appropriate value of θ should be close to 1, and thus we should pay more attention to the conclusion where θ approaches 1, i.e., holding less of the illiquid asset as the volatility increases.

Moreover, the illiquid risky asset S^2 has a greater impact on the buy-sell boundaries η_2 and η_1 compared to the liquid risk asset S^1 . In addition, η_2 is more sensitive to changes in the parameters related to S^1 and S^2 than η_1 , indicating that the buy boundary is more affected by changes in the expected returns and volatilities of S^1 and S^2 . On the other hand, η_1 is more sensitive to changes in the parameters p and θ than η_2 , indicating that the sell boundary is more affected by changes in the agent’s risk aversion and liquidity preference. Therefore, to make informed investment decisions, it is important to consider how changes in both the liquid and illiquid assets affect the buy-sell boundaries

5.2. Optimal investment and consumption. We now examine the investment ratio π and consumption ratio $\frac{c}{x+y}$ in the no-trading region NT , focusing on the effect of the liquidity preference parameter θ .

To investigate this, we fix $(\alpha_1, \sigma_1) = (4\%, 30\%)$, $(\alpha_2, \sigma_2) = (8\%, 35\%)$, and consider values of p as both positive ($p = 0.3$) and negative ($p = -0.3$). We take $\theta = 0.2, 0.4, 0.6, 0.8$, and 1. The impact of changes to the effective interval (η_2, η_1) has been discussed earlier, so we will not address it here.

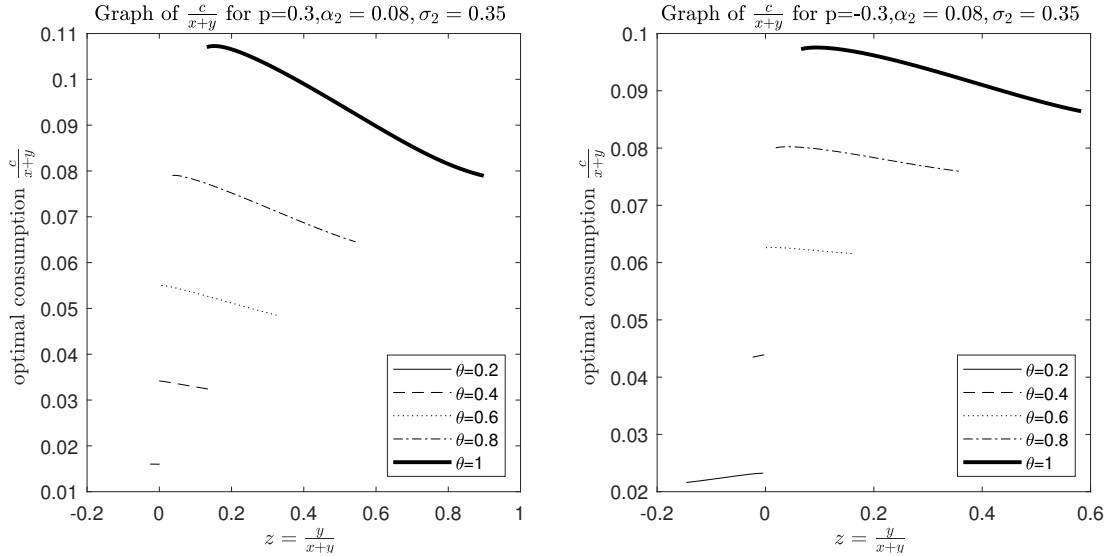


FIGURE 7. Graph of $\frac{c}{x+y}$, $\theta = 0.2, 0.4, 0.6, 0.8, 1$.

Fig. 7 illustrates that the consumption ratio $\frac{c}{x+y}$ decreases as both the ratio of illiquid wealth z and the liquidity preference parameter θ increase. This can be explained by the fact that a larger proportion of illiquid wealth reduces the amount of liquid wealth available for consumption. As

a result, the consumption ratio decreases as z increases. Similarly, a higher liquidity preference parameter θ indicates a greater preference for holding liquid wealth rather than spending it on consumption, leading to decreased consumption. Therefore, the decrease in the consumption ratio with increasing θ is consistent with the agent's stronger preference for holding onto liquid wealth rather than using it for consumption.

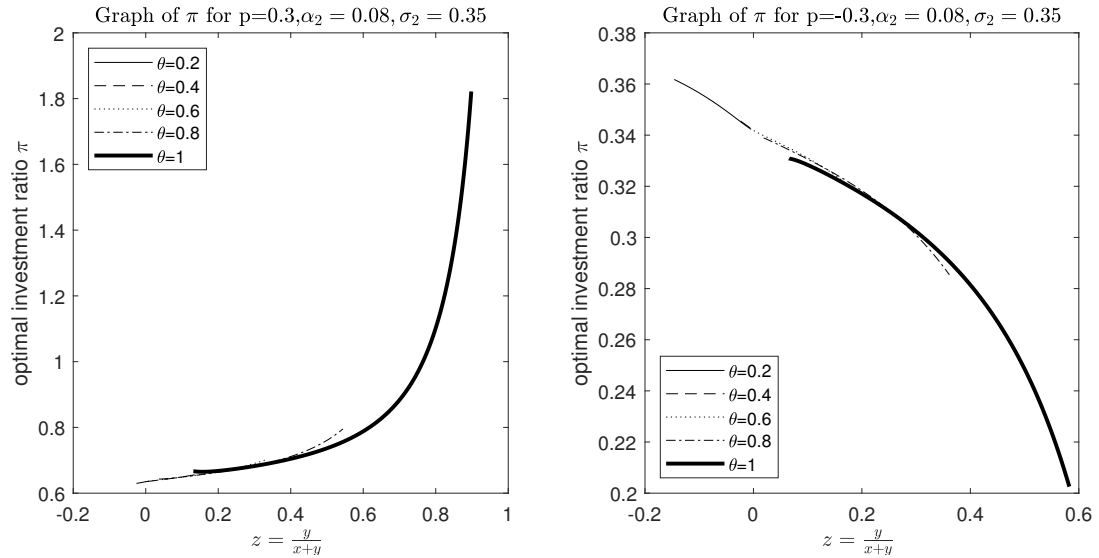


FIGURE 8. Graph of π , $\theta = 0.2, 0.4, 0.6, 0.8, 1$.

Fig. 8 shows that the liquidity preference parameter θ mainly affects the investment interval (η_2, η_1) , but has little impact on the investment ratio π , which is also intuitive. Liquidity preferences balance the ratio between liquid and illiquid wealth, but makes no distinction within liquid wealth (including when modeling) and is therefore unlikely to affect investment within liquid wealth. For agents with low risk aversion ($p = 0.3$), their investment ratio π tends to increase as the proportion of illiquid assets z increases. In contrast, for agents with high risk aversion ($p = -0.3$), the opposite is true: their investment ratio π tends to decrease as the proportion of illiquid assets increases. This pattern can be explained by the fact that low-risk aversion agents increase their investment in liquid risk assets to balance the liquidity-illiquidity ratio when the proportion of illiquid assets increases, while high-risk aversion agents invest more in liquid risk assets to mitigate risk. Moreover, agents with higher risk aversion levels have smaller investment ratios π overall.

To explore the impact of the parameters related to S^1 and S^2 , we fix $\theta = 0.8$, consider values of p as both positive ($p = 0.3$) and negative ($p = -0.3$), and take the same parameters as in scenarios 1-4.

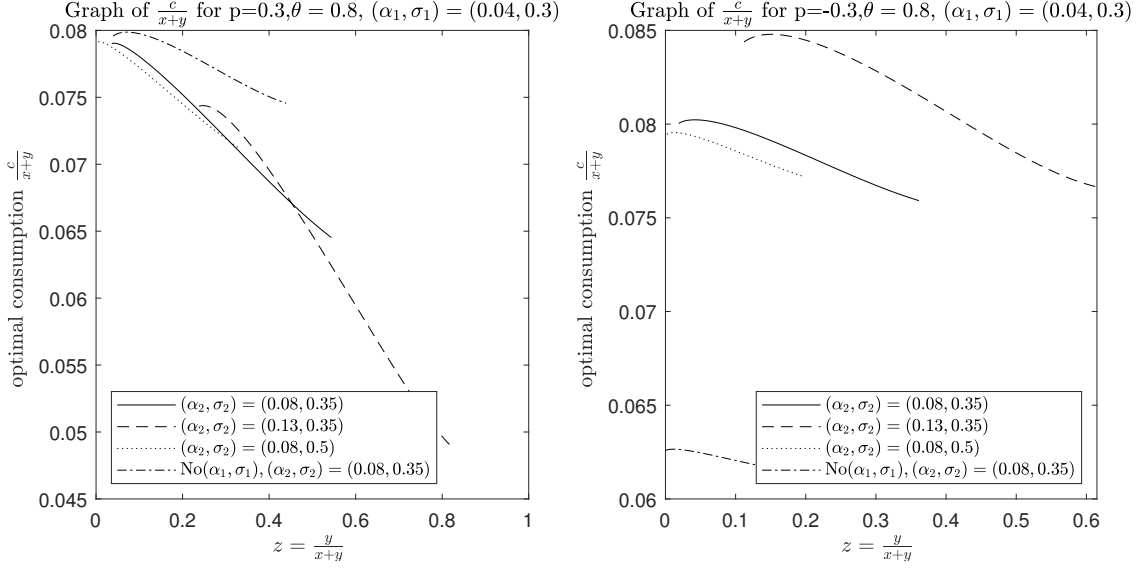


FIGURE 9. Graph of $\frac{c}{x+y}$, the same parameters as scenarios 1-4.

Fig. 9 shows that S^2 with (α_2, σ_2) has little effect on the consumption ratio $\frac{c}{x+y}$ in the no-trading region NT when $p = 0.3$. However, the introduction of the liquid risk asset S^1 leads to a smaller consumption ratio for agents with low risk aversion and a larger consumption ratio for agents with high risk aversion, consistent with the previous analysis. This is because low-risk aversion agents seek to balance the liquidity-illiquidity ratio, while high-risk aversion agents aim to mitigate risks. Furthermore, Fig. 9 indicates that the optimal consumption ratio is higher when the expected return of the illiquid asset is larger, while a larger risk of the illiquid asset leads to a smaller optimal consumption ratio.

Fig. 10 shows that the impact of the expected return α_2 of the illiquid stock on the optimal investment ratio in the liquid stock is complex and depends on the agent's level of risk aversion and the proportion of illiquid assets z . For an agent with low risk aversion ($p = 0.3$), the optimal investment ratio in the liquid stock increases with α_2 when z is small, indicating that a higher expected return on the illiquid stock leads to a higher investment in the liquid stock. However, when z is large, the optimal investment ratio in the liquid stock decreases with α_2 , indicating that a higher expected return on the illiquid stock leads to a lower investment in the liquid stock. On the other hand, for an agent with high risk aversion ($p = -0.3$), the optimal investment ratio in the liquid stock decreases with α_2 when z is small, indicating that a higher expected return on the illiquid stock leads to a lower investment in the liquid stock. However, when z is large, the optimal investment ratio in the liquid stock increases with α_2 , indicating that a higher expected return on the illiquid stock leads to a higher investment in the liquid

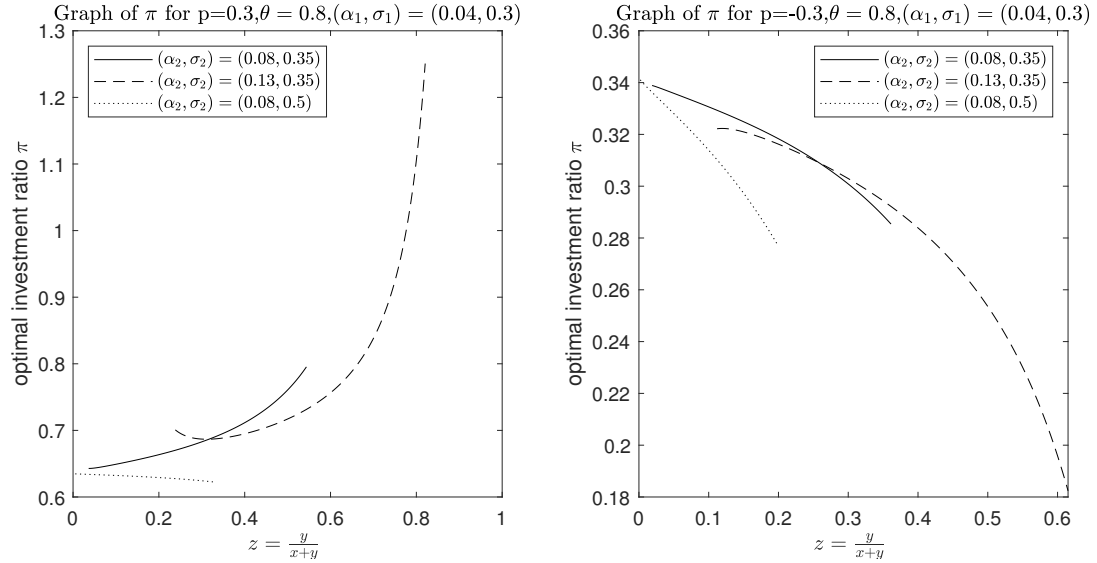


FIGURE 10. Graph of π , the same parameters as scenarios 1-4.

stock. Furthermore, it is worth noting that the illiquid risk asset and the liquid risk asset are positively correlated, meaning that when the illiquid asset performs well, the liquid asset is also likely to perform well. Observing Fig. 10, we see that the agent always decreases investment in liquid risk assets if the illiquid risk asset has a larger volatility coefficient σ_2 . This can be explained by the fact that a higher volatility of the illiquid asset implies a higher overall risk of the portfolio, which makes the agent more cautious and leads to a smaller allocation to risk assets. In contrast, when the volatility of the illiquid asset is lower, the agent is more willing to take on risk and allocate more of their portfolio to the risk assets.

6. Conclusion

This paper investigates an infinite horizon, discounted, consumption-portfolio problem in a market with a risk-free bond, a liquid risky asset, and an illiquid risky asset. The liquid wealth is composed of the risk-free bond and the liquid risky asset and it is introduced into the utility function to capture the agent's liquidity preference, while the illiquid risky asset requires proportional transaction costs when transacted. We define the HJB equation and the value function and study the properties of the value function. We prove that this problem is reachable and mathematically characterize the optimal policy, which can be accurately solved numerically. Despite the introduction of the liquid risk asset and the consideration of liquidity preference in the utility function, the optimal policy can still be divided into three conical regions (buying region, no-trading region, and selling region), and these three regions are non-empty regardless of what risk aversion parameters the agent has.

In our study, we conduct numerical analysis to investigate the impact of parameters on the location of the no-trading region and the investment and consumption levels above it. Our findings differ from previous studies, as we show that the illiquid risky asset may be negative in the no-trading region or even the selling region due to the introduction of liquidity preference and the liquid risk asset. We find that liquidity preference encourages agents to hold more liquid wealth and reduces consumption, but has little impact on the internal investment of liquid wealth. Additionally, the introduction of the liquid risk asset affects the location of the no-trading region, and its impact on consumption depends on the level of risk aversion of agents. Our results highlight the importance of considering liquidity preference and risk aversion in portfolio optimization, especially in markets with illiquid assets and transaction costs.

Acknowledgements. The authors acknowledge the support from the National Natural Science Foundation of China (Grant No.12271290, No.11901574, No.11871036), and the MOE Project of Key Research Institute of Humanities and Social Sciences (22JJD910003). The authors thank the members of the group of Mathematical Finance and Actuarial Science at the Department of Mathematical Sciences, Tsinghua University for their feedback and useful conversations.

REFERENCES

- Akian, M., Menaldi, J. L., and Sulem, A. (1996). On an investment-consumption model with transaction costs. *SIAM Journal on Control and Optimization*, 34(1):329–364.
- Azimzadeh, P. and Forsyth, P. A. (2016). Weakly chained matrices, policy iteration, and impulse control. *SIAM Journal on Numerical Analysis*, 54(3):1341–1364.
- Bichuch, M. and Guasoni, P. (2018). Investing with liquid and illiquid assets. *Mathematical Finance*, 28(1):119–152.
- Brock, W. A. (1974). Money and growth: The case of long run perfect foresight. *International Economic Review*, 15(3):750–777.
- Chen, X. and Dai, M. (2013). Characterization of optimal strategy for multiasset investment and consumption with transaction costs. *SIAM Journal on Financial Mathematics*, 4(1):857–883.
- Choi, J. H., Sirbu, M., and Zitkovic, G. (2013). Shadow prices and well-posedness in the problem of optimal investment and consumption with transaction costs. *SIAM Journal on Control and Optimization*, 51(6):4414–4449.
- Constantinides, G. M. (1986). Capital market equilibrium with transaction costs. *Journal of Political Economy*, 94(4):842–862.

- Cvitanić, J. and Karatzas, I. (1996). Hedging and portfolio optimization under transaction costs: A martingale approach. *Mathematical Finance*, 6(2):133–165.
- Davis, M. H. A. and Norman, A. R. (1990). Portfolio selection with transactions costs. *Mathematics of Operations Research*, 15(4):676–713.
- De Valliere, D., Kabanov, Y., and Lépinette, E. (2016). Consumption-investment problem with transaction costs for lévy-driven price processes. *Finance and Stochastics*, 20:705–740.
- Gennotte, G. and Jung, A. (1994). Investment strategies under transaction costs: The finite horizon case. *Management Science*, 40(3):385–404.
- Guasoni, P. and Muhle-Karbe, J. (2013). *Portfolio Choice with Transaction Costs: A User's Guide*, pages 169–201. Springer.
- Hobson, D., Tse, A. S., and Zhu, Y. (2019). A multi-asset investment and consumption problem with transaction costs. *Finance and Stochastics*, 23(3):641–676.
- Kabanov, Y. and Klüppelberg, C. (2004). A geometric approach to portfolio optimization in models with transaction costs. *Finance and Stochastics*, 8:207–227.
- Kallsen, J. and Muhle-Karbe, J. (2010). On using shadow prices in portfolio optimization with transaction costs. *The Annals of Applied Probability*, 20(4):1341–1358.
- Keynes, J. M. (1936). *The General Theory of Employment, Interest and Money*. London: Macmillan.
- Kraft, H. and Weiss, F. (2019). Consumption-portfolio choice with preferences for cash. *Journal of Economic Dynamics and Control*, 98:40–59.
- Magill, M. J. and Constantinides, G. M. (1976). Portfolio selection with transactions costs. *Journal of Economic Theory*, 13:245–263.
- Mehra, R. and Prescott, E. C. (1985). The equity premium: A puzzle. *Journal of Monetary Economics*, 15(2):145–161.
- Merton, R. C. (1969). Lifetime portfolio selection under uncertainty: The continuous-time case. *The Review of Economics and Statistics*, 51(3):247–257.
- Merton, R. C. (1975). *Optimum Consumption and Portfolio Rules in a Continuous-time Model*, pages 621–661. Academic Press.
- Muthuraman, K. and Kumar, S. (2006). Multidimensional portfolio optimization with proportional transaction costs. *Mathematical Finance*, 16(2):301–335.
- Obstfeld, M. and Rogoff, K. (1996). *Foundations of international macroeconomics*. MIT press.
- Shreve, S. E. and Soner, H. M. (1994). Optimal investment and consumption with transaction costs. *The Annals of Applied Probability*, 4(3):609–692.

Sidrauski, M. (1967). Rational choice and patterns of growth in a monetary economy. *The American Economic Review*, 57(2):534–544.

Soner, H. M. and Touzi, N. (2013). Homogenization and asymptotics for small transaction costs. *SIAM Journal on Control and Optimization*, 51(4):2893–2921.