

Attack Tree Distance: a practical examination of tree difference measurement within cyber security

Nathan D. Schiele and Olga Gadyatskay
LIACS, Leiden University

Abstract—**INCOMPLETE DRAFT** CONTEXT. Attack trees are a recommended threat modeling tool, but there is no established method to compare them. **OBJECTIVE.** We aim to establish a method to compare “real” attack trees, based on both the structure of the tree itself and the meaning of the node labels. **METHOD.** We define four methods of comparison (three novel and one established) and compare them to a dataset of attack trees created from a study run on students ($n = 39$). These attack trees all follow from the same scenario, but have slightly different labels. **RESULTS.** We find that applying semantic similarity as a means of comparing node labels is a valid approach. Further, we find that tree edit distance (established) and radical distance (novel) are the most promising methods of comparison in most circumstances. **CONCLUSION.** We show that these two methods are valid as means of comparing attack trees, and suggest a novel technique for using semantic similarity to compare node labels. We further suggest that these methods can be used to compare attack trees in a real-world scenario, and that they can be used to identify similar attack trees.

Disclaimer

A draft of this paper was stolen and plagiarized. We are posting it here as a record of our authorship. We will post an updated draft of this paper as a version 2 in the near future.

1. Background

We define attack trees, as initially described by Bruce Schneier [20], to be a rooted acyclic structure with the following recursive definition adapted from Gadyatskaya et al. [4].

Definition 1. An attack tree is defined as $T = t_{1.1}\Delta(t_{2.1}, \dots, t_{2.i})$. Where $t_{d.i} = l_{d.i}\Delta(t_{d+1.j}, \dots, t_{d+1.k})$. Each node within an attack tree is a sub-tree unto itself. We define each node as $t_{d.i}$ where d is the depth of the node (distance from the root, given the root has a starting distance of 1), and i is the number of that node counting from the left most node at depth d (starting from 1). We define a mapping of each node to a label space, where the label of node $t_{d.i}$ is given as $l_{d.i}$. We give Δ to be the refinement $\Delta = AND|OR$. We further define the

following functions to retrieve associated information of some node $t_{d+1.j}$. We define the $\Delta(t_{d.i})$ function to return the refinement of a given node. We define the child function, $child(t_{d.i})$ to return a list of nodes which are the children of a given node, defined as $t_{d+1.j}, \dots, t_{d+1.k}$ where $j \geq 1$ and $k \geq j$, which is the left to right order of the children (regardless of if order is significant). This list of nodes can be empty, in the case of leaf nodes. Finally, we define the parent function, $par(t_{d.i})$ to return the parent of a given node.

Fundamentally, distance measures provide a means of comparison, and means of comparison are critical for any industry. New applications of distance measures are easily found once the distance measure to defined [3]. We propose two potential and particularly obvious uses of these distance measures; however, future work will further specify new applications. Threat models are a recommended tool for threat analysis [2], [21]. However, once these models are created, they may only be applicable to the analyst or the team of analysts that created them. Unlike other sources of threat intelligence, such as YARA Rules [16], [15], there is no means to share attack trees in this format.

In order to allow for attack trees to be shared as threat intelligence, two aspects are needed: a common structure and a means of comparison. The common structure has already been defined, in the ADTool XML Schema [7]. This is an XML format used by ADTool, a tool to create Attack-Defense Trees, an extension of ATs. The ADTool XML Schema can be used to define attack trees, and as such, can be used as a common structure for sharing attack trees. The dataset of ATs we describe in Section 7 is in this format. The second aspect is a means of comparison, which is what we have defined in this paper. It will be possible to publish attack trees in the ADTool XML Schema, and then compare the resulting trees using the distance measures we have defined. This will allow for the sharing of attack trees as threat intelligence, and the comparison of these trees to identify similar threats.

2. Research

Our primary research goal is to determine a mechanism to calculate the distance between two attack trees. This is a novel problem, as attack trees contain the concept of refinements, and the application of tree edit distance to the cybersecurity domain has yet to be seen.

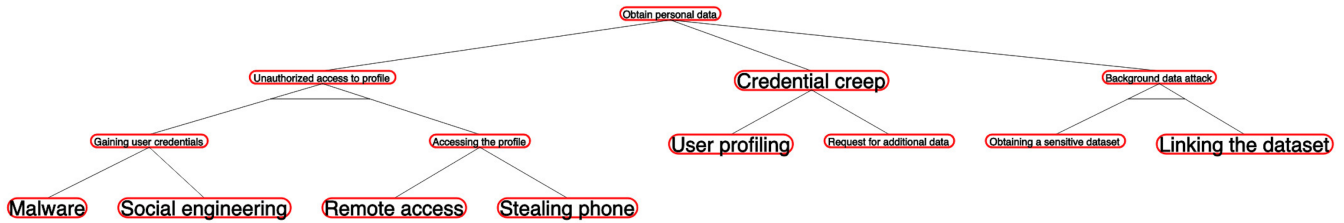


Figure 1: An attack tree adapted from Naik et al. [14] that is used in the study described in Section 6.

2.1. Research Questions

We posit the following research questions:

RQ1 How can we best calculate the distance between two attack trees?

RQ2 Is this method of attack tree distance valid?

2.2. Motivation

Threat modeling seeks to organize threat information that aids in comprehension and analysis [2], [21]. Many attack trees are drawn by practitioners in the course of their work. However, most attack trees exist at the moment exist in a vacuum, they are created for a specific team or practitioner with diminished value beyond that scope. By developing a methodology for calculating the distance (or difference) between two attack trees, we can empower practitioners with a simple mechanism to compare their attack trees with those of others. This could be used to find attack trees that are similar, with the differences representing missing components and attack vectors, or to find differences in analysis. Given the increasing prevalence of LLMs and the application of LLMs to a wider array of fields, being able to compare self drawn attack trees to a large collection of machine generated attack trees would be a powerful tool for practitioners.

2.3. Requirements

We have defined a number of requirements to compare attack trees. These requirements are subsequently used in Section 6 to inform our study design.

2.3.1. Theoretical Requirement. Our main theoretical requirement is that the distance between two attack trees must be a **metric**. That is to say, the distance between two attack trees must be non-negative, symmetric, and satisfy the triangle inequality. This is a fundamental requirement for any distance measure, as it ensures that the distance between two trees is a meaningful value.

2.3.2. Usability Requirements. As we are motivated by a desire to produce a metric has applications for practitioners, we have a number of requirements we expect a potential distance measure to meet. These requirements are as follows: We expect our distance measure to be able to describe distance between trees with **unfiltered** labels. A

practitioner should be able to apply this distance measure without needing compared trees to have identical node labels; human developed labels can be noisy, and our distance measure should have some mechanism to compare these labels meaningfully. Finally, the distance measure should incorporate all aspects of a tree, including **position** of nodes within the tree, the **refinement** of nodes, and the **labels** of nodes. Additionally, our distance measure should work on **unordered** attack trees, as the standard definition of attack trees does not assign an order to children of nodes [9].

2.3.3. Validation Requirements. We must be able to validate these measures, which we will be able to do if the trees respond in a predictable manner and intuitive manner. We expect that the distance measure we find is **intuitively** understandable by a user; in other terms, a practitioner should be able to easily roughly understand why two trees are a given distance apart.

2.4. Other considerations

Most attack trees are drawn for specific situation by individual practitioners. In a previous study on self drawn attack defense trees, the largest attack trees were on the order of 50 nodes. As such, it should be unnecessary to optimize for complexity, as attack trees, especially human drawn attack trees, do not reach the size where complexity becomes a significant issue. Even in the case of a large dataset of attack trees, due to the relatively small size of each individual attack tree, the complexity of a distance calculation should not impact computability. Therefore, we do not consider computational complexity as a requirement for our distance measurement.

We are examining the distance between trees that are correctly formed. We do not define potential distance values for trees that have some form of structural error. We assume that the compared attack trees follow all defined composition rules [9]. Further, for the “unfiltered” trees we examine in Section 7, all trees are defined according to the ADTool XML Schema, which functionally guarantees that all tree are well formed [7].

3. Related Work

Distance between data structures is not a new concept. Many works have explored the idea of “distance” between strings. In string edit distance, where the difference in strings

is given by a min-cost path taken by either adding a character, removing a character or replacing a character. By finding the minimum cost needed to transform one string into another, a “distance” value can be given. As the higher cost a transformation, the further apart two strings must be [24], [8].

Tree edit distance is seen as an extension of the string edit distance problem. Tai first tackled the problem, suggesting an edit distance metric for two directed acyclic graphs (DAG)s [22]. Zhang and Shasha have written the seminal work on tree edit distance [26]. In their work, they describe a simple algorithm for calculating the distance between two trees. This algorithm is based on the idea of a *forest* distance, which is the distance between two forests. A forest is possible disjoint a collection of trees, though a forest can consist of a single tree. The distance between two forests is the minimum cost of transforming one forest into another. This is calculated by finding the minimum cost of transforming each tree in the first forest into each tree in the second forest. This is done recursively until the minimum cost of transforming each node in the first tree into each node in the second tree is found. The minimum cost of transforming the first tree into the second tree is then given as the optimal *tree edit distance* between two trees. This edit distance is given as both a value, the cost of the sequence of edits, as well as the sequence of edits itself. This sequence of edits has 3 possible operations.

Most of the research and development on tree edit distance focuses calculation optimization. As shown by Zhang et al., the tree edit distance problem for unordered trees is an *NP-Complete* problem [28]. As such, the development of novel optimal calculation strategies is necessary to enable comparison of larger tree structures. Yoshino et al. developed a dynamic programming A* algorithm for computing unordered tree edit distance (UTED), which offer significant performance gains over exhaustive search [23]. Their methodology uses an A* algorithm to construct a search tree of mappings. The distance is then calculated from these mappings. Unfortunately, these mapping rely on an absolute equivalence between nodes to establish a mapping, which is not practical or particularly useful for the labels of attack trees, which as such cannot be used for attack tree distance. However, the institution to optimize finding mappings and then find the distance based on the mappings is a useful methodology that we can apply to our work. Other work based on the A* algorithm methodology, such as the optimizations offered by Paaßen [17] for computing UTED will have the same unsuitability.

McVicar et al. have developed a method of calculating UTED in SuMoTED by focusing on allowing nodes to move up or down a tree and organizing edits around a consensus tree [10]. This methodology allows them to achieved polynomial time calculation of UTED. However, application of this methodology to attack trees presents difficult. Namely, the same issue as the A* algorithm, the requirement of exact equivalence between node labels.

Pawlick and Augusten proposed RTED, a more optimal method of calculating ordered TED (OTED) [18]. Their

methodology is faster than Zhang and Shasha, but specifically for larger trees (500+ nodes). Attack trees by contrast cannot grow this large as they become unable as threat models [2]. As such, RTED, while an important optimization and contribution, does not offer a significant advantage for attack trees over Zhang and Shasha.

4. Semantic Similarity

In the original Zhang and Shasha tree edit distance (TED) algorithm, nodes are only matched (“replaced” with no cost) if the node labels are identical. In the examples we provide in Section 7, this would result in the node labels “Obtain personal data” and “obtain personal data” to not be matched, as these labels are not identical. While other label reconciliation schemes have been proposed, many are based on the string edit distance (Levenshtein distance) of the two node labels. This method is not ideal as it can result in two nodes that are entirely unrelated but with similar vocabulary having small edit distances, while two nodes that are related or identical having large edit distances. In Table 1, we provide a few examples of potential node label comparisons using both normalized Levenshtein distance and semantic similarity. Semantic similarity is calculated using the methodology described in Section 7. The normalized Levenshtein distance is calculated as one minus the Levenshtein distance divided by the length of the longest string:

$$\delta_L(l_{d,i}, l_{e,j}) = 1 - \frac{\text{Levenshtein}(l_{d,i}, l_{e,j})}{\max(|l_{d,i}|, |l_{e,j}|)}$$

We can see the extreme example of “door open” and “open door” which has a Levenshtein distance of 8 (normalized Levenshtein distance of 0), as all letters must be changed. However, the semantic similarity is 0.992, which is the highest of our selected examples. This is because the two labels are near identical in meaning, and the only difference is the order of the words. In contrast, the two labels “obtain personal data” and “obtain personnel” have a normalized Levenshtein distance of .5882, but a semantic similarity of 0.4507. This is because the two labels are not related, but due to similar verbiage, the normalized string edit distance is relatively small. If we implemented a distance between the two labels $\delta(l_{d,i}, l_{e,j})$ to be based on Levenshtein distance, nodes that should incur a cost to edit may not while those that should not incur a cost to edit may.

What we subsequently would desire is a method of comparing the two labels and making a determination of whether or not nodes are the same based on meaning. If nodes have identical, or relatively identical, meanings, then the cost of replacement should be 0 (*i.e.* matching). If the nodes have dissimilar meanings, then the cost of replacement should be > 0 . We can achieve this by generating semantic embeddings for each node label, and comparing the resulting embeddings. If the semantic similarity is above a given threshold, ϵ , we give the cost of replacement to be 0; otherwise, we give the cost of replacement to be 1. This

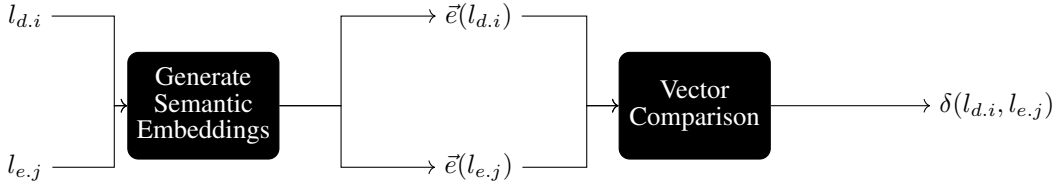


Figure 2: Process of calculating the distance between two node labels.

Label 1	Label 2	Normalized Levenshtein Distance	Semantic Similarity
obtain personal data	obtain personnel	0.5882	0.4507
obtain personal data	gather private info	0.1176	0.5521
break open safe	break open door	0.6923	0.7855
break open safe	crack safe open	0.1538	0.814
crack safe	crack door	0.5556	0.6692
door open	open door	0.0	0.992

TABLE 1: Select examples of potential node label comparisons using both Levenshtein distance and semantic similarity. Semantic similarity is calculated using the methodology described in Section 7

allows for the Zhang and Shasha algorithm to replace nodes with similar labels at a lower cost than nodes with dissimilar labels.

4.1. Threshold Problem

Equivalence is a binary measurement, either labels are equivalent or not. TED as currently defined subsequently requires a binary determinations of matching (equivalent) or changing (not equivalent). All of the novel distance measures proposed in the Section 5 make a similar binary decision of equivalence. However, semantic similarity is a continuous value between 0 and 1, which by its nature is not binary. In order to convert this continuous measure of semantic similarity to one of semantic equivalence, we employ a threshold value of ϵ . Any semantic similarity value above ϵ is considered equivalent, and any semantic similarity value below ϵ is considered not equivalent.

Thus, we encounter the threshold problem; the problem of defining a threshold ϵ for the semantic similarity between two labels. This threshold is necessary to determine if two labels are similar enough to be considered the same. We do not offer a mechanism to account for partial similarity. This could be allowed, but would present a similar problem to the threshold problem; namely, where to set ϵ . We simplify our calculation by not allowing partial calculations, and in Sections 7 and ??, we examine the effect of different ϵ on the results of our distance calculation.

5. Distance Measures

In this section, we describe the distance measures that we use to compare attack trees.

5.1. Label Distance

Label distance is a measure of the difference between the labels of a given tree. This is derived from the mappings suggested in Tai [22] and Zhang and Shasha [27], with an algorithm influenced by the A* tree edit distance algorithm from Yoshino et al. [23]. We can calculate the distance between two labels by using a pre-trained BERT model to calculate the semantic similarity between two labels. This is done by calculating the cosine similarity between the embeddings of the two labels. This is shown in Figure 2. We create a matrix D which is an $M \times N$ matrix which represents all of the distances between the labels between two trees. We then take the largest value at index i, j of this matrix and remove that row (i) and column (j) from D , recording the mapping between l_i and l_j . This is repeated until all nodes are included in a mapping set. If the largest value in D is below some value ϵ , we consider the labels to be different, and a direct mapping is not created. We add the nodes as individuals to the mapping (mapping to/from Λ indicating that these labels would be removed or added). We then calculate the cost of each node that would be removed or added, giving a cost of 1. This algorithm is defined in detail in Algorithm 1 in Appendix G. We can divide this value by the number of nodes in the largest tree to get a normalized value.

This measurement considers all the labels of each node within an attack tree. It uses a semantic comparison to examine the meanings of the nodes, which would allow for this distance measure to work on unfiltered trees. However, this measure does not consider the structure of the tree in any way, and therefore does not represent how the nodes are organized. If we examine the attack tree in Figure 1, if create an attack tree with all the same label names, but all nodes directly attached to the root (a single root node with 13 child nodes with identical names as in Figure 1), the resulting label distance would be zero. As such, label distance offers a way to quickly examine if the meanings of the nodes are similar, but does not offer a way to examine the structure of the tree.

5.2. Tree Edit Distance

Tree edit distance is a measure of the difference between two trees by defining an optimal edit path; that is, what changes are needed to turn one tree into another. The seminal work in this field is by Zhang and Shasha [27]. In their work, they describe a simple algorithm for calculating

the distance between two trees. This algorithm is based on the idea of a *forest* distance, which is the distance between two forests, or sets of trees. The result of this algorithm is a measure of the costs of edits needed to transform one tree into another, with the convention being that any edit requires a cost of 1. The possible edits are matching, in which two nodes are defined to be equivalent which is the only edit without cost. Insertion in which a node is added, deletion in which a node is removed, and changing one node into another, in which a node has its label replaced. It is possible to take this absolute edit distance number and divide it by the tree with the largest number of nodes to find a normalized value.

The tree edit distance from Zhang and Shasha works on ordered trees, which for our purposes presents a challenge, as our attack trees are unordered. Zhang et al. showed that unordered tree edit distance is a MAX SNP-Hard problem [25]. Our assumption that attack trees do not grow to be very large allows us to remain unconcerned about the processing time of unordered tree distance. Previous work on unordered tree edit distance have offered various polynomial time approximate solutions, all making assumptions to speed up computations. Fundamentally, all make the same assumption, which is that there is absolute equivalence between nodes within two trees. Either nodes have identical labels or they do not. This would preclude their use on unfiltered data, as nodes are not guaranteed to have the same label. On unfiltered data, these algorithms may find a local maximum instead of the global maximum needed to create a mapping (as is done in label distance described in Section 5.1) has an issue of assuming nodes with absolute equivalence. That is, each algorithm will assume a mapping that may not be optimal if it finds two nodes to be “equivalent” if their similarity is above a given threshold (see Section 4.1), or it will not find a mapping between most similar nodes because these nodes do not have identical labels. As such, these algorithms are unsuitable for our purposes.

We modify the Zhang and Shasha algorithm in three ways, we introduce a mechanism for comparing the semantic meaning of node labels (similar to label distance), we introduce a new cost for changing the refinement of a node, and we introduce a mechanism to reorder children.

5.2.1. Refinement Cost. One of the biggest differences between attack trees and other tree-like data structures is the presence of refinements, or the AND and OR relationships, which state whether all of the children of a node must be satisfied for the parent node to be satisfiable (AND) or if at least one must be satisfied for a parent node to be satisfiable (OR). This is a critical part of the attack tree structure and must be included in the tree edit distance algorithm.

Definition 2. Similar to Zhang and Shasha, we define γ be the cost function for the node edit distance, with the cost of removing a node to be $\gamma(t_{d,i} \rightarrow \Lambda)$, the cost of adding a node to be $\gamma(\Lambda \rightarrow t_{d,i})$, and the cost of changing a node to be $\gamma(t_{d,i} \rightarrow t_{e,i})$. We give the cost changing a refinement for node $t_{d,i}$ and $t_{e,j}$ to be $\gamma(\Delta(t_{d,i}) \rightarrow \Delta(t_{e,j}))$. To simplify changing

refinements, as only three refinements are given and we consider the cost of changing any refinement into another refinement to be the same, we say the cost of changing a refinement to be $\gamma(\Delta)$. That is to say $\gamma(t_{d,i} \rightarrow t_{e,j})$ for any $t_{d,i} \cdot \Delta \neq t_{e,j} \cdot \Delta$.

Lemma 1.

$\gamma(\Delta)$ only applies in the case of changing one node into another.

Proof 1. Proof is provided in Appendix A

Lemma 2. For attack trees within the definition of Definition 1. It must be the case that

$$\gamma(\Delta) \leq \gamma(t_{e,j} \rightarrow \Lambda) + \gamma(\Lambda \rightarrow t_{e,j})$$

Proof 2. Proof is provided in Appendix B

As the cost of replacing refinements is ever present, we can simply apply the cost of the replacing refinements after computing the tree edit distance by following the mappings and subsequently applying changed refinements. By doing this, we do not add to the time complexity of the Zhang and Shasha algorithm.

This method of computation works as it is not possible to have an intermediate attack tree node without a refinement [9]. As such, all non-leaf nodes are either AND or OR nodes, so the distance between refinements is simple given as the cost needed to convert from one refinement to the other. As unlike the calculations of adding ($\Lambda \rightarrow i$), removing ($i \rightarrow \Lambda$), or replacement ($i \rightarrow j$), with refinements there is only on possible operation: replacement: either $\text{AND} \rightarrow \text{OR}$ or $\text{OR} \rightarrow \text{AND}$.

5.3. Tree Semantic Difference (Multiset Difference)

Attack trees can be represented mathematically in many different ways. The definition we offer in Definition 1 is a recursive definition. Multiple different representations of attack trees have been proposed, the arguably most established attack tree semantics would be multiset semantics proposed by Mauw and Oostdijk [9]. In multiset semantics, each multiset represents a single a complete attack vector within the attack tree. A multiset consisting of multisets represents a node with multiple children. For defining multiset difference, we can use the Jaccard distance between two multisets. However, if we were to use this method, we would need node labels in order for the elements to be considered identical.

If we want to expand the Jaccard distance to count similar meaning elements of multisets as identical, we would need to calculate the semantic similarity between the elements of the multisets. This would result in a similar problem to the label distance problem or the modification of Zhang and Shasha tree edit distance, as we would need to define a threshold ϵ for the semantic similarity between two elements. This would result in the same threshold problem as described in Section 4.1, but allow for the multiset

distance to account for similar meaning but not identical labels.

Multiset semantics, like most mathematical attack tree semantics, contain only the leaf node labels. All other labels are reduced from the tree. Additionally, the exact structure of the tree is not generally reconstructible. Ultimately, semantics are means to answer the question of if two trees are equivalent, which would mean that the exact structure of tree is not necessarily important. In tree distance, however, the exact structure may be important. By comparing the difference between multisets, we lose some information about the structure of the tree. We also lose the information contained in any intermediate nodes within the tree.

5.4. Radical Distance (RD)

In a previous work on attack trees, a proposed mechanism of attack tree decomposition focused on the concept of radicals, or subtrees consisting of a single parent, refinement, and set of children [19]. We take this decomposition and compare the resulting set of radicals. We define the distance between the resulting radicals according to Algorithm 2 in Appendix H.

In Radical Distance (RD), we first decompose into a collection of subtrees that are each a single height, indexed by each subtree’s root node. We then perform a semantic comparison of each of the subtree roots, finding a semantic mapping similar to the one discussed for label distance in Section 5.1. We then calculate the distance subtree by subtree, adding a distance of 1 if the root nodes are not equal, a distance of 0.5 if the refinements are not equal. For the children, we perform an operation very similar to label distance, but we do not add distance to our calculation if one of the children is already present as a key of the radical dictionaries, as this would result in double counting of that child. This repeats until all children are compared, added or removed.

RRD as we have defined it does not contain a mechanism to enable tracking of modifications unlike tree edit distance. Unlike label distance however, the full structure of the tree is taken into account. Just as almost all distances we have proposed, our distance does account for the semantic difference between node labels.

5.5. Weighted Sum Distance (WSD)

This is a weighted average of the above distance values. We will validate and assess the four distance measures described in this section according to our experimental design described in Section 6. We will then attempt to propose a single distance measure that is the weighted sum of the other four distance measures. This weighted sum can be expressed as the following:

$$\alpha_1 * LD + \alpha_2 * TED + \alpha_3 * RD + \alpha_4 * MSD$$

For a given vector $\alpha = [\alpha_1, \alpha_2, \alpha_3, \alpha_4]$. We will attempt to provide an optimal alpha such that the performance of this weighted sum outperforms any individual distance measure shown above.

6. Validation Methodology

We designed an experimental methodology based on the requirements described in Section 2.3

6.1. Theoretical Validation

Outside of the real-world experiment we developed to test the attack tree distance measurements, we also examine the distances measures with a series of theoretical examples. For these examples, we are not concerned with the semantic similarity, as this is assessed in our experiment. As such, all labels are single capital letters and we set the similar limit (ϵ) to 1, which would require node to be equivalent in order to be matched.

Each of these examples are simple enough that we can intuitively describe a distance. From this, we can examine how each of our distance measures handle each case. If a distance measure differs significantly from what we expect, this is indicative of the measure being deficient in measure some aspect of the distance between attack trees. The examples are shown in Figure 3.

6.2. Experimental Validation

6.2.1. Experimental Study Design. Students were assigned a project related to attack defense trees as a part of their regular coursework. The project was a mandatory, graded assignment. Students had the option to provide consent for their anonymized responses to be collected for research purposes, this is described in detail in Section 6.2.5. The assignment consisted of four components. In each component, students were required to create an attack (defense) tree (ADT) using a web application of our own design. Of the four components, the third was included in the assignment for the purposes of validating our approach. The text of the entire study is included in Appendix B; however, we only expound upon the relevant section in this work.

The third component of the study contains two parts. In part A, students were tasked with creating an AT from a provided, written, scenario. The scenario was adapted from an attack tree shown in Naik et al. [14]. The scenario was as follows:

Many attackers aim to obtain personal data. Gathering personal data can be completed through unauthorized access to profile, credential creep, or a background data attack. Unauthorized access to profile requires gaining user credentials and accessing the profile. The credentials can be gained through a malware attack or a social engineering attack, and the profile can be accessed by stealing a phone or by remote access. Credential creep can be completed by submitting a request for additional data other than what is needed for verification or by user profiling.

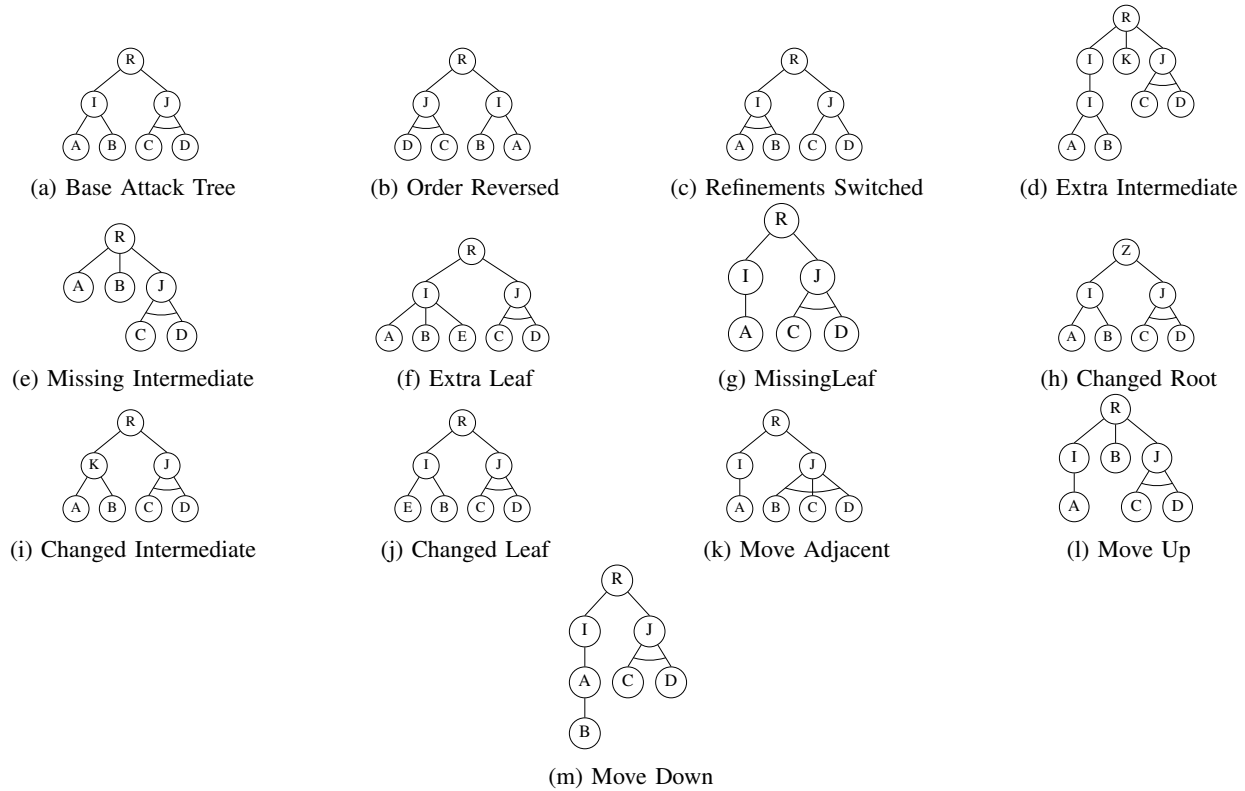


Figure 3: Counterexamples

Finally, a background data attack requires both obtaining a sensitive dataset and linking the dataset via a request for verification.

This description was created by reading the attack tree in Naik et al. abstraction level by abstraction level, always going from left to right [14]. The intention of Part A was to assess the requirements of unfiltered labels as well as processing the structure of the attack tree, as the underlying information in the attack trees should be identical between students. As the trees were effectively the same tree, distance between them would more likely be due to an artifact of the distance measure as opposed to the actual distance present in the data. By examining this, we would be able to validate our approach.

We then asked students in part B to expand upon their attack tree by “doing your own research, add at least 5 new nodes and 2 new refinements to the attack tree you created in the previous section”. In all, this creates a relatively predictable, yet varied, dataset. In Part A, all trees should roughly be the same, barring minor changes in the label of nodes or the order of nodes. We expect that any large differences in part A to be due to misunderstanding the assignment or misreading the scenario. As Part B is built from each students’ part A, we expect that the “core” of their attack tree to remain unchanged but the added nodes and refinement should introduce an ability to evaluate edit distance. Based on previous experience with similar studies,

we expect most students to add exactly 5 new nodes and 2 new refinements, which should allow for some predictable edit distance (namely, the cost of adding 5 new nodes). This allows us to evaluate the distance measures as a metric, as well as further validation. As each student produced two trees, a base and an extension, by comparing them we can validate the distance measures. As if the distance measures are not able to recognize the base tree, the distance measure may not be suitable.

Web Application. For this assignment, we created a web application which can be used to create attack defense trees. The web application contains a graphic interface with which users can add, delete and modify nodes [12]. Additionally, the web application contains an SQL-like language that can be used to generate ADTs [11]. The Web application additionally allows users to download ADTs as images as well as in the ADTool XML schema as defined by Kordy et al. [7]. The web application can be found here: <https://anonymous.4open.science/w/ADT-Web-App-AB3C/>.

6.2.2. Participants. The participants in this study were all third year bachelor students taking part in a minor on cyber security and governance. Most students were in policy related majors such as Security Studies or International Relations. The participants on average had only a few months of programming experience, which was a result of another course in the minor. Students were asked if they had any prior knowledge of threat models or attack trees,

and only a few students had any prior knowledge. Students took this course in the fall semester of 2023. As shown by Naiakshina et al. and Karpati et al., in the context of cyber security, students are a sufficient proxy for practitioners [6], [13].

6.2.3. Processing. The attack tree data was collected in the form of XML data. This data was then processed using a Python script. The script was used to extract the attack trees from the XML data and to convert the attack trees into a format that could be used by our implementation of the Zhang and Shasha algorithm. We started with the pre-implemented and tested `zss` library from Tim Henderson [5]. We then modified the library to include our semantic label replacement cost and refinement change cost to create an implementation of the Zhang and Shasha algorithm that should be effective for attack trees. We subsequently used this implementation to calculate the tree edit distance between the attacks trees. Our code for all distance algorithms is provided here: <https://anonymous.4open.science/r/ATD-FB1F/README.md>.

6.2.4. Sentence Embeddings. As we discussed in Section ??, BERT is a state-of-the-art method for creating sentence embeddings. We use the `SentenceTransformers` library to calculate the sentence embeddings and cosine similarity to calculate embedding vector difference. As stated previously, our contribution is not the creation of these embeddings; additionally, our use of sentence embeddings is method agnostic, and any method for generating sentence or word embeddings could be used with our methodology. We used multiple different pre-trained BERT models and aggregated the results to illustrate that any results we found were not the result of the use of a specific model. Additionally, we did not fine tune any model. We used the following models: `paraphrase-multilingual-MiniLM-L12`, `all-mpnet-base`, and `all-MiniLM-L12`.

6.2.5. Ethics. This study was approved by the the Ethics Review Board at a european university¹. Students were informed of study and were requested to give consent for their responses to be included in the study. Multiple safeguards were used to ensure that students did not feel pressured into giving consent, as the assignment was a mandatory course component. Students were informed that they could withdraw their consent at any time, and that their responses would be anonymized.

7. Results

7.1. Effect of semantic similarity

Our primary contribution is the application and examination of using semantic similarity to compare node labels when comparing two trees, which would enable the use of tree distance on real world examples and not only on

1. Anonymized for submission

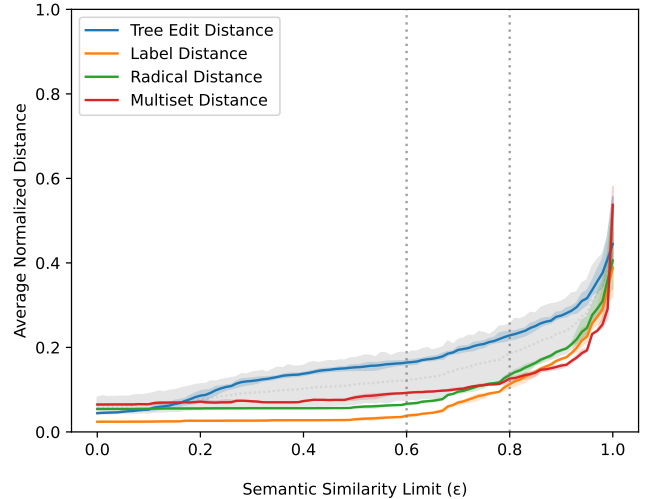


Figure 4: AT1 for semantic similarity limit (ϵ) ranging from 0 to 1 with steps of 0.01

curated datasets. Of interest is how our datasets change with rising a semantic similarity limit (ϵ). We expect that for each distance measure, that the distance between trees will increase with a rising ϵ , as the semantic distance between two labels rises above ϵ , nodes that were previously marked as matching (as the cosine similarity of their semantic embeddings was below ϵ) become considered as needing a “change” operation. In Figures 4 5 and 6, this is precisely the behavior we see. As described in Section 6.2.4, we use three pre-trained embeddings models in order to ensure that our results are not biased to a particular model. Each solid line is the mean value across the three models of the given distance, with the deviations above and below the mean value represented by the shaded areas.

In Figure 4, we can see the normalized distance values for each of the distance measures. As described in Section 6.2.1, AT1 consists of participants creating an attack tree from a written description (the attack tree shown in Figure 1), which should result in identical (or nearly identical) trees. We can see that for label distance, radical distance, and multiset distance, the normalized distances are all below 0.10, which show near identical trees for similarity limit (ϵ) below 0.7. Of note, the tree edit distance shows an early increase in distance for similarity limit 0.15 and then matches this later increase around 0.7 of the other three distance measures. As we show later in this section, this may be due to the order of nodes. Overall, this results suggest that a similarity limit (ϵ) between 0.6 and 0.8 would be ideal for evaluating semantic similarity between trees.

7.1.1. Comparison of operations. One means of comparison across the different distance calculation is in how they differ by operation. As discussed in Section 5.2, we compare different modification “operations”, which describe how one tree differs to another. In tree edit distance, this is the sequence of steps taken to modify one tree into

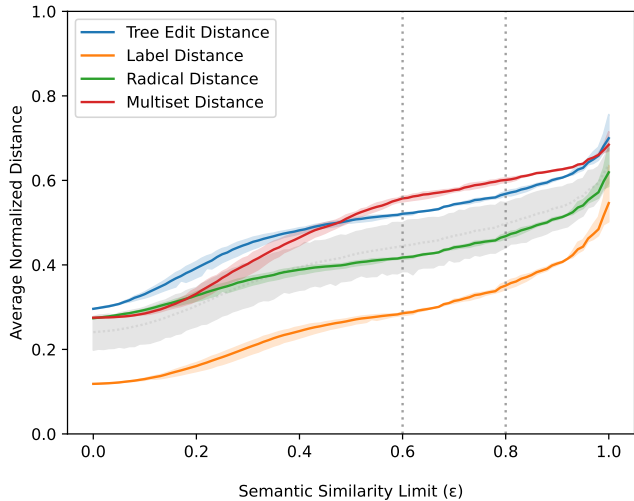


Figure 5: AT2 for semantic similarity limit (ϵ) ranging from 0 to 1 with steps of 0.01

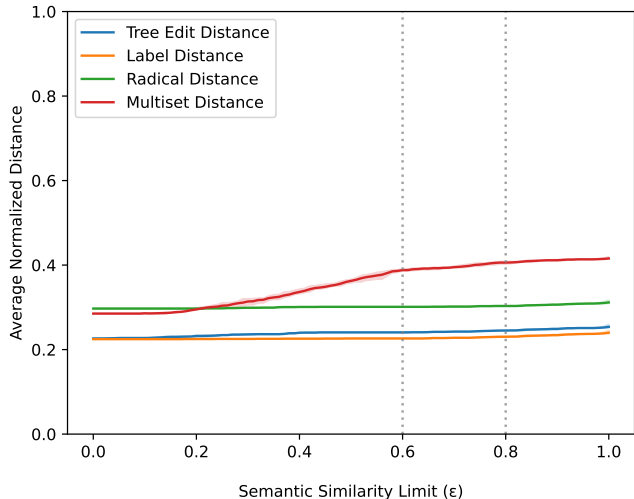


Figure 6: The comparison of AT1 and AT2 for semantic similarity limit (ϵ) ranging from 0 to 1 with steps of 0.01

another. In the other distance calculations, we can simulate these operations. Unlike tree edit distance, these operations will not necessarily yield a perfectly equivalent tree after modification; however, by counting these “operations” per different similarity limit (ϵ) described in Section 4.1, we can better compare how the different distance calculations arrive at their final distance calculation.

We can see this comparison in Figure 7, the distribution of operations for the exp[er]

7.2. Counterexamples

As enumerated in Section 6.1, we have 12 examples of various small changes that could occur between attack trees. These are meant to assess if each of our distance measures

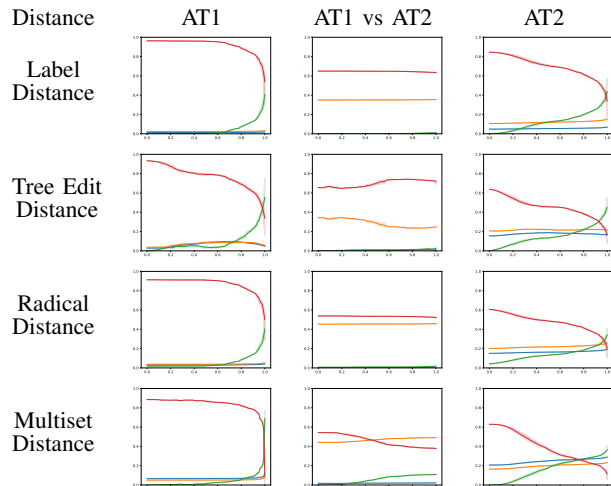


Figure 7: Plots showing each type of modification operation as a percentage of the total number of operations for increasing similarity limit ϵ . **Blue** indicates a removal operation. **Orange** indicates an addition operation. **Green** indicates a changing operation, and **Red** indicates a matching operation.

is able to represent these changes in a manner we would consider intuitive. The absolute distance for each distance measure for each example is provided in Table 2.

In Table 2, we describe an “intuitive answer”. This is what we believe a practitioner would describe as the distance between the given counter examples and the base attack tree, shown in Figure 3a. The intuitive answer is the number of “operations” that would be required to convert the base attack tree into the counter example.

We can see that TED nearly perfectly follows our intuition, with the major exception of nodes that are not in order. In this example, the tree edit distance marks that all nodes need to be changed as it is unable to match any nodes. This behavior is to be expected as TED is meant to be run on an ordered tree. Algorithms to calculate unordered TED exist, however they are incompatible with our usage of semantic similarity. Each of these algorithms makes assumptions about equality, and these assumptions cannot be made in our case.

Label distance behaves exactly as expected, it perfectly matches the intuitive answer for all examples in which a label is changed, added or removed. It then does not match the intuition for any example in which the labels all remain the same but the structure is changed in some way.

Radical distance nearly matches the intuitive answer except for a few specific situations. In the example of a missing intermediate node, radical distance considers this as needing to remove three nodes (the leaf nodes in the base attack tree and the intermediate) and then re-adding the two leaf nodes. This is caused as the radicals are mapped between the two trees by their roots, which means that radical distance has no mechanism to recognize that the two child nodes of one radical best suit another radical. This is potentially addressable with a post processing step

Counterexample	Intuitive answer	Label Distance	Tree Edit Distance	Radical Distance	Multiset Distance	Weight Sum Distance ²
Order Reversed	0	0	7	0	0	1.75
Refinement Switch	1	0	1	1	3	.5
Extra Intermediate	1	1	1	1	0	1
Missing Intermediate	1	1	1	4	0	1.75
Extra Leaf	1	1	1	1	1	1
Missing Leaf	1	1	1	1	1	1
Changed Root	1	1	1	1	0	1
Changed Intermediate	1	1	1	1	0	1
Changed Leaf	1	1	1	1	1	1
Move Adjacent	1	0	2	2	3	1
Move Up	1	0	2	2	0	1
Move Down	1	0	2	3	1	1.25

TABLE 2: The distances provided by each of the distance measurements. The intuitive distance for each of these examples is provided in column 1

2: We use a weighted value of $\alpha = [.5, .25, .25, 0]$

checking for mappings in which the same label is added and removed. For the example of moving a node down, this creates a new radical, which causes radical distance to add an extra value of one. Additionally, if we applied a post processing step of removing additional and removal operations of identical labels, then all of the movement counterexamples would have resulted in 0 distance (as all examples consist of removing and adding the same node). As such, this post processing step may result in unexpected behavior.

Finally, multiset distance behaves in ways that are not at all intuitive. First, because of the construction of multisets, only the labels of leaf nodes are considered in the calculation. Some structure of the original tree exists in how the multisets are constructed, but reconstruction of the original tree is not possible [9]. Any modification that only applied to intermediate nodes or the root node will not be represented by multiset representations of attack trees, which likewise results in a distance of 0. For changes that affect leaf nodes, multiset semantics seem to over-represent the distance. In the 12 counter examples we created, multiset semantics only provided the intuitive distance in 4 cases.

7.3. Determining optimal α for Weighted Sum Distance

Looking at Table 2, we find that LD, TED, and RD all fail to match our intuitive understanding of distance on four counterexamples. However, as discussed, they all fail on different counterexamples. We can thus weight α_1 , α_2 , and α_3 according to their performance. Additionally, we can see that MSD fails to match our intuitive understanding of distance on 7 counterexamples. As such, we can weight α_4 as 0. We find an optimal α value of $[0.5, 0.25, 0.25, 0]$. This also fails for four of our counterexamples, but by a smaller margin than either LD, TED, or RD individually. For this α , WSD is optimal. We use this α value for the WSD values in this paper.

8. Discussion

8.1. RQ1: Best Measure

We have described five different measures of comparison between attack trees. As we see in Table 2, none of our distance measures exactly match the intuitive distance. We can confidently say that establishing distance based on underlying multiset semantics (multiset distance) and establishing distance based on a comparison of various measures is inadequate as an effective means of distance. This is further seen in Table 3, where statistical comparison and multiset distance only fully meet 3 and 5 of the 9 requirements, respectively.

Most promising are the established tree edit distance (TED) and newly developed radical distance (RD). TED is a well-established measure of distance between trees, and as such, it is not surprising that it meets almost all requirements. The only requirement it does not meet is the ability to ignore difference caused by the order of children being changed. This is seen explicitly in Table 2. TED on unordered trees is an active area of research, and as we described in Section 3, much of the research into unordered TED relies on exact equivalence between nodes. This is not practical for attack trees, as the labels of nodes are not identical, but should still be considered equivalent. Further research will be needed to establish unordered TED using semantic similarity between node labels to define node equivalence. Overall, TED meets 8 of our 9 requirements.

Similar to TED is our novel measure of RD. RD's allows Overall, RD fully meets 8 of our 9 requirements; for the remaining requirement of node position, RD partially meets this requirement, as it takes into account the position of nodes w.r.t. their parents but does not consider the position of the radical to the tree as a whole. When compared to our defined counterexamples in Table 2, RD matches the intuitive distance for nearly all examples. RD only does not meet expectation when the number of radicals between two trees differs.

Distance Measure	Req 1: Simple	Req 2: Unfiltered	Req 3: Effect Size	Req 4: Description	Req 5: Unordered	Req 6: Labels	Req 6: Refinements	Req 6: Position	Req 7: Metric
TED	✓	✓	✓	✓		✓	✓	✓	✓
LD	✓	✓	✓	3	✓	✓			✓
RD	✓	✓	✓	✓	✓	✓	✓	4	✓
MSD	✓	✓	5	1	✓	✓			✓

TABLE 3: A comparison of the different distance measures and their suitability w.r.t. the requirements defined in Section 2.3
3: These measures exclude significant information, as such their edit descriptions do not offer fully suitable descriptions of difference.
4: Radical distance incorporates the position of nodes w.r.t. their parent, however, it does not incorporate the position of the radical within the whole attack tree.

8.2. RQ2: Validity

To start, we apply tree edit distance, which is a well established and documented mechanism to describe the distance between two trees [27], [28], [1], [18], [10]. If we can show the distance measures we suggest, label distance, radical distance, and multiset distance, behave similarly to tree edit distance, we can infer that these distance measures are similarly valid. In Figure 5, we see distance measures for all distance measures as applied to a dataset of trees that all have the same base tree, but have been extended differently by participants. This distance is averaged across all samples we have, and modified by a changing semantic similarity limit. This figure shows how different distance measures change with different semantic similarity limits. This gives us a mechanism to compare different distance measures, as if measures are fundamentally measuring trees similarly, then these lines should roughly correspond to each other. We can see in Figure 5 that the tree edit distance, radical distance and label distance are all remarkably similar, with the lines for these distances translated vertically on the y -axis. This suggests that these distance measures are fundamentally measuring the same thing, and as tree edit distance can be argued to be valid, similarly, both label and radical distance must likewise be valid.

Figure 6

Our main contribution to tree distance is the novel technique of comparing components in DAGs by using semantic similarity. To our knowledge, all previous tree distance measurements have worked with either artificial data or with a “clean” dataset, which would entirely negate the need to assess node similarity by anything other than equivalence. We are the first to attempt to define tree distance for node labels that are not identical, but should still be considered equivalent. By applying this method to a series of attack trees that should be more or less equivalent, we can assess if this technique is valid. As described in Section 6.2.1, the first attack tree that subjects drew was based on a provided written scenario. Subjects were instructed to include only information provided by the scenario, to include no additional information and to include all the information in the scenario. As such and as discussed in Section 6.2.1, while we expect natural variations in these trees due to participants interpreting the scenario differently, missing information

or organizing information different, ultimately the resulting trees should be fairly equivalent. As shown in Figure 4, for semantic similarity limits below 0.75, we see this expected equivalence. This suggests that our method is producing an output that is measuring the distance between two attack trees, and thus is valid.

To further validate our approach, we apply our distance measurements

We have shown that our method is able to calculate the distance between two attack trees, and that this distance is valid. We have also shown that this method can be used to compare attack trees in a real-world scenario, and that it can be used to identify similar attack trees.

9. Conclusion and future work

Overall, we have proposed several new approaches for defining distance between attack trees, and have offered a comprehensive comparison between those methods. To the best of our knowledge, our work is the first to examine applying the BERT model of semantic embeddings generation to tree distance; further, we are the first to examine tree distance on tree with unfiltered (neither cleaned nor generated) node labels. We have found that traditional tree edit distance applies well with our proposed alterations of semantic similarity to determine node equivalence and an added cost for altering node refinements. Additionally, our proposed distance measure of radical distance is a promising approach for finding distance between trees. We have validated these distance measures and compared them. Finally, we have proposed applications of this research for practical use.

To further this work, we would like to examine the application of semantic similarity to determine node equivalence to potential unordered tree edit distance algorithms. We would also seek to further refine the radical distance measure to better capture the case of tree distance between trees with unequal numbers of radicals. Finally, we would like to apply these distance measures to the problem of automated attack tree generation, potentially using these distances as a cost function for a future generator.

References

- [1] Tatsuya Akutsu, Tomoya Mori, Naotoshi Nakamura, Satoshi Kozawa, Yuhei Ueno, and Thomas N. Sato. Tree edit distance with variables. measuring the similarity between mathematical formulas.
- [2] Ross Anderson. *Security Engineering: A Guide to Building Dependable Distributed Systems*. John Wiley & Sons. Google-Books-ID: wW8LEAAQBAJ.
- [3] Andreas Beham, Erik Pitzer, and Michael Affenzeller. A new metric to measure distances between solutions to the quadratic assignment problem. In *3rd IEEE International Symposium on Logistics and Industrial Informatics*, pages 45–50. IEEE, 2011.
- [4] Olga Gadyatskaya, Ravi Jhawar, Sjouke Mauw, Rolando Trujillo-Rasua, and Tim A. C. Willemse. Refinement-Aware Generation of Attack Trees. In Giovanni Livraga and Chris Mitchell, editors, *Security and Trust Management*, Lecture Notes in Computer Science, pages 164–179, Cham, 2017. Springer International Publishing.
- [5] Tim Henderson. zss: Tree edit distance using the Zhang Shasha algorithm.
- [6] Peter Karpati, Yonathan Redda, Andreas L. Opdahl, and Guttorm Sindre. Comparing attack trees and misuse cases in an industrial setting. *Information and Software Technology*, 56(3):294–308, March 2014.
- [7] Barbara Kordy, Piotr Kordy, Sjouke Mauw, and Patrick Schweitzer. ADTool: Security analysis with attack–defense trees. In Kaustubh Joshi, Markus Siegle, Mariëlle Stoeltinga, and Pedro R. D’Argenio, editors, *Quantitative Evaluation of Systems*, Lecture Notes in Computer Science, pages 173–176. Springer.
- [8] William J. Masek and Michael S. Paterson. A faster algorithm computing string edit distances. 20(1):18–31.
- [9] Sjouke Mauw and Martijn Oostdijk. Foundations of attack trees. In Dong Ho Won and Seungjoo Kim, editors, *Information Security and Cryptology - ICISC 2005*, Lecture Notes in Computer Science, pages 186–198. Springer.
- [10] Matt McVicar, Benjamin Sach, Cédric Mesnage, Jeffrey Lijffijt, Eirini Spyropoulou, and Tijl De Bie. SuMoTED: An intuitive edit distance between rooted unordered uniquely-labelled trees. 79:52–59.
- [11] Stephan Orellana Meza. ADTLang: A Declarative Language to Describe Attack Defense Trees. Bachelor’s thesis, LIACS, Leiden University, 2023.
- [12] M. (Marwa) Mohalaia. Implementing a User Interface for Attack-Defense Tree WebApp Using Human-Computer Interaction Principles. Bachelor’s thesis, LIACS, Leiden University, 2023.
- [13] Alena Naiakshina, Anastasia Danilova, Eva Gerlitz, and Matthew Smith. On Conducting Security Developer Studies with CS Students: Examining a Password-Storage Study with CS Students, Freelancers, and Company Developers. In *Proceedings of the 2020 CHI Conference on Human Factors in Computing Systems*, CHI ’20, pages 1–13, New York, NY, USA, April 2020. Association for Computing Machinery.
- [14] Nitin Naik, Paul Grace, Paul Jenkins, Kshirasagar Naik, and Jingping Song. An evaluation of potential attack surfaces based on attack tree modelling and risk matrix applied to self-sovereign identity. *Computers & Security*, 120:102808, September 2022.
- [15] Nitin Naik, Paul Jenkins, Roger Cooke, Jonathan Gillett, and Yaochu Jin. Evaluating automatically generated yara rules and enhancing their effectiveness. In *2020 IEEE Symposium Series on Computational Intelligence (SSCI)*, pages 1146–1153. IEEE, 2020.
- [16] Nitin Naik, Paul Jenkins, Nick Savage, and Longzhi Yang. Cyberthreat hunting-part 1: triaging ransomware using fuzzy hashing, import hashing and yara rules. In *2019 IEEE International Conference on Fuzzy Systems (FUZZ-IEEE)*, pages 1–6. IEEE, 2019.
- [17] Benjamin Paaßen. An a*-algorithm for the unordered tree edit distance with custom costs. volume 13058, pages 364–371.
- [18] Mateusz Pawlik and Nikolaus Augsten. RTED: A robust algorithm for the tree edit distance.
- [19] Nathan Daniel Schiele and Olga Gadyatskaya. A novel approach for attack tree to attack graph transformation. In *International Conference on Risks and Security of Internet and Systems*, pages 74–90. Springer, 2021.
- [20] Bruce Schneier. Attack trees. 24(12):21–29.
- [21] Bruce Schneier. Secrets and lies: Digital security in a networked world. MAG ID: 2084044852.
- [22] Kuo-Chung Tai. The tree-to-tree correction problem. 26(3):422–433.
- [23] Takuya Yoshino, Shoichi Higuchi, and Kouichi Hirata. A dynamic programming a* algorithm for computing unordered tree edit distance. In *2013 Second IIAI International Conference on Advanced Applied Informatics*, pages 135–140.
- [24] Li Yujian and Liu Bo. A normalized levenshtein distance metric. 29(6):1091–1095.
- [25] Kaizhong Zhang and Tao Jiang. Some MAX SNP-hard results concerning unordered labeled trees. 49(5):249–254.
- [26] Kaizhong Zhang and Dennis Shasha. Simple fast algorithms for the editing distance between trees and related problems. 18:1245–1262.
- [27] Kaizhong Zhang and Dennis Shasha. Simple fast algorithms for the editing distance between trees and related problems. *SIAM J. Comput.*, 18:1245–1262, December 1989.
- [28] Kaizhong Zhang, Rick Statman, and Dennis Shasha. On the editing distance between unordered labeled trees. 42(3):133–139.

Appendix

Appendix

1. Proof of Lemma 1

Proof 3.

- 1) In the case of node removal, there can be no additional cost for changing a refinement. That is, if we remove a node $t_{d,i}$ from T , then we have:

$$\gamma(t_{d,i} \rightarrow \Lambda)$$

Λ is an empty tree, and by definition does not contain any refinements. Therefore, the cost of changing the refinement is zero.

- 2) In the case of adding a node, the cost of adding a refinement would be included in the cost of adding the node. That is, if we add a node $t_{d,i}$ to T , then we have:

$$\gamma(\Lambda \rightarrow t_{d,i})$$

It is not possible to for a node in an attack tree to not have a refinement. If we separate the cost of adding a node and the cost of adding a refinement, we have one of the two following cases:

- a) A node is added without a refinement, which gives a refinement addition cost of 0, but results in an attack tree which is not valid given our attack tree definition.
- b) The cost of adding a refinement is **always** added to the cost of adding a node, which results in the new cost of adding a node to always include $\gamma(\Delta)$.

Given one of these cases results in an invalid tree, the other case must always apply. Therefore, by convention, we do not separate the cost of adding a node and the cost of adding a refinement, these are one and the same.

- 3) In the case of replacing a node, the cost of replacing a refinement would be:

$$\gamma(t_{d,i} \rightarrow t_{e,j})$$

Which we declare to consist of the sum following two costs:

$$\gamma(l_{d,i} \rightarrow l_{e,j})$$

Which is the cost of changing one label to another. This is the original cost of replacing a node according to Zhang-Shasha. We also have:

$$\gamma(\Delta)$$

Which as previously stated is the cost of changing a refinement.

2. Proof of Lemma 2

Proof 4. Let T be an attack tree.

Assume that $\gamma(\Delta) > \gamma(t_{e,j} \rightarrow \Lambda) + \gamma(\Lambda \rightarrow t_{e,j})$.

Let S be the optimal sequence of edit operations according to the Zhang-Shasha algorithm. That is, $\gamma(S)$ is minimal for all possible edit sequences for $\delta(T_1, T_2)$. Let some operation $s \in S$ be an operation to replace some node, $t_{d,i}$, with another, $t_{e,j}$.

Thus, $\gamma(s) = \gamma(l_{d,i} \rightarrow l_{e,j}) + \gamma(\Delta)$

We have two cases:

- 1) $t_{d,i} \cdot \Delta = t_{e,j} \cdot \Delta$
In this case, both $t_{d,i}$ and $t_{e,j}$ have the same refinement. Thus, $\gamma(\Delta) = 0$. Therefore, $\gamma(s) = \gamma(l_{d,i} \rightarrow l_{e,j})$.
- 2) $t_{d,i} \cdot \Delta \neq t_{e,j} \cdot \Delta$
In this case, both $t_{d,i}$ and $t_{e,j}$ have different refinements. Thus, $\gamma(\Delta) > 0$. Therefore, $\gamma(s) = \gamma(l_{d,i} \rightarrow l_{e,j}) + \gamma(\Delta)$.
However, we have assumed that $\gamma(\Delta) > \gamma(t_{e,j} \rightarrow \Lambda) + \gamma(\Lambda \rightarrow t_{e,j})$. Therefore, $\gamma(s) = \gamma(l_{d,i} \rightarrow l_{e,j}) + \gamma(\Delta) > \gamma(t_{e,j} \rightarrow \Lambda) + \gamma(\Lambda \rightarrow t_{e,j})$, as by convention γ cannot result in a negative value.
As such, we can replace s with the sequence of operations s_1 and s_2 , where s_1 is the operation to remove $t_{d,i}$ and s_2 is the operation to add $t_{e,j}$. Thus, $\gamma(s_1) = \gamma(t_{e,j} \rightarrow \Lambda)$ and $\gamma(s_2) = \gamma(\Lambda \rightarrow t_{e,j})$. Therefore, $\gamma(s_1) + \gamma(s_2) < \gamma(s)$.
This results in a contradiction, as S is the optimal sequence of edit operations according to the Zhang-Shasha algorithm, it must not be possible to replace any $s \in S$ with an operation, or sequence of operations, with lower cost.

Therefore, if $\gamma(\Delta) > \gamma(t_{e,j} \rightarrow \Lambda) + \gamma(\Lambda \rightarrow t_{e,j})$, then $\gamma(\Delta)$ either must be 0 for a change node edit operation

to be included in the optimal sequence of edit operations (case 1), or the optimal sequence of edit operations must always result in node removal then replacement (case 2). In both cases, $\gamma(\Delta)$ is not used.

Therefore, in order to include the cost of changing refinements in the cost of replacing a node, it must be the case that $\gamma(\Delta) \leq \gamma(t_{e,j} \rightarrow \Lambda) + \gamma(\Lambda \rightarrow t_{e,j})$.

3. ADT 1: Assembling ADTs

The following attack **leaf** nodes are provided. The overall goal of this scenario (and thus the root node of the tree) is **Rob bank**. Assemble an attack-defense tree using these leaf nodes. Do not add any additional leaf nodes. You may add any intermediary nodes you wish.

Attack leaf nodes:

Hire Outright, Promise part of the stolen money, Threaten insiders, Buy tools, Steal tools, Gain Access, Walk through front door, Locate start of tunnel, Find direction to tunnel

Defense leaf nodes:

Personnel Risk Management, Check employee financial situation

Perception Questions

3.1. Likert Questions.

- LS-ADT1-L1:** I find the structure of attack tree easy to understand
- LS-ADT1-L2:** Given all the nodes of an attack tree, it is easy for me to assemble the tree
- LS-ADT1-L3:** Given only the leaf nodes of an attack tree, it is easy for me to assemble the tree.
- LS-ADT1-L4:** I would rather define my own intermediary nodes
- LS-ADT1-L5:** The process of assembling the attack tree helped me better understand the attack scenario.

3.2. Short Response Questions.

- LS-ADT1-W1:** What did you find most difficult about this task? Why?
- LS-ADT1-W2:** How did you go about solving this task? What was your methodology?

4. ADT 2: Building ADTs

The following text scenario is provided for you. Please create a complete attack defense tree **of this scenario**. **Do not add extra information that is not in the scenario**. Try to encapsulate the entire scenario with an attack-defense tree (don't leave any aspect of the attack scenario out).

Scenario: The goal is to open a safe. To open the safe, an attacker can pick the lock, learn the combination, cut open the safe, or install the safe improperly so that he can easily open it later. Some models of safes are such that they cannot be picked, so if this model is used, then an attacker is unable to pick the lock. There are also auditing services

to check if safes and other security technology is installed correctly. To learn the combination, the attacker either has to find the combination written down or get the combination from the safe owner. If the password is such that the safe owner can remember it, then the safe owner would not need to write it down.

Perception Questions

4.1. Likert Questions.

LS-ADT2-L1: I prefer reading attack trees to text descriptions of attacks.

LS-ADT2-L2: The process of building the attack tree helped me better understand the attack scenario.

4.2. Short Response Questions.

LS-ADT2-W1: What did you find most difficult about this task? Why?

LS-ADT2-W2: How did you go about building the ADT? What was your methodology?

LS-ADT2-W3: What was the first node you added to your tree?

5. ADT 3: Using Attack Trees

This question is slightly different than the other questions. You need to create attack trees only. **This means you should NOT use defense nodes at all for this question.** In Part I, raw an attack tree from the provided scenario; **include all information from the scenario, do not include information that is not in the scenario.** In Part II, add onto the provided attack tree with new nodes and refinements that you find through your own research.

Part I: Attack tree from scenario

Scenario: Many attackers aim to obtain personal data. Gathering personal data can be completed through unauthorized access to profile, credential creep, or a background data attack. Unauthorized access to profile requires gaining user credentials and accessing the profile. The credentials can be gained through a malware attack or a social engineering attack, and the profile can be accessed by stealing a phone or by remote access. Credential creep can be completed by submitting a request for additional data other than what is needed for verification or by user profiling. Finally, a background data attack requires both obtaining a sensitive dataset and linking the dataset via a request for verification.

Part II: Finding new attack components

Doing your own research, add at least 5 new nodes and 2 new refinements to the attack tree you created in the previous section.

Perception Questions

5.1. Likert Questions.

LS-ADT3-L1: I prefer reading attack trees to text descriptions of attacks.

LS-ADT3-L2: The process of building the attack tree helped me better understand the attack scenario.

LS-ADT3-L3: The ADT communicates the attack scenario better than the written scenario.

LS-ADT3-L4: Using the ADT Web App made this task easier than if I had done it by hand.

5.2. Short Response Questions.

LS-ADT3-W1: What did you find most difficult about this task? Why?

LS-ADT3-W2: How did you go about building the ADT? What was your methodology?

LS-ADT3-W3: What was the first node you added to your tree?

LS-ADT3-W4: How would you describe using the ADT Web App? What aspects of the app made this task easier? What aspects made this task harder?

6. ADT 4: Creating ADTs

Construct an attack defense tree of a scenario of your choice. Your tree should be complete (covers all reasonable attack scenarios) and reasonably large.

Perception Questions

6.1. Likert Questions.

LS-ADT4-L1: The process of creating the attack tree helped me better understand the attack scenario I selected

LS-ADT4-L2: I feel I could have achieved the same understanding by writing a text description of the attack.

LS-ADT4-L3: The ADT I created would help me communicate my threat scenario.

6.2. Short Response Questions.

LS-ADT4-W1: What did you find easy about using ADTs?

LS-ADT4-W2: What did you find difficult about using ADT?

LS-ADT4-W3: Do you think ADTs have a place in the cybersecurity industry? If so, where? If not, why not?

LS-ADT4-W4: What aspects, if any, do you think are missing from ADTs?

LS-ADT4-W5: Do you hope to encounter ADTs in the future?

7. Label Distance Algorithm

Algorithm 1 An algorithm to calculate the label distance between two attack trees.

Two attack trees T_1 and T_2 according to Definition 1 with a and b total nodes respectively
 M is the set of mappings between nodes in T_1 and T_2
 A is the list of node labels in T_1
 B is the list of node labels in T_2
 d is the distance between attack trees
 $M \leftarrow \emptyset$
Let L be the $a \times b$ matrix of semantic similarity values between labels in A and B
while L is not empty **do**
 Find the maximum value, δ , in L at index i, j
 Remove row i and column j from L
 if $\delta > \epsilon$ **then**
 Add $(A[i], B[j], \delta)$ to M
 else
 Add $(A[i], \Lambda, 0)$ to M
 Add $(\Lambda, B[j], 0)$ to M
 $d = d + 1$
 end if
 Remove $A[i]$ from A
 Remove $B[j]$ from B
end while
for each $a \in A$ **do**
 Add $(a, \Lambda, 1)$ to M
 $d = d + 1$
end for
for each $b \in B$ **do**
 Add $(\Lambda, b, 1)$ to M
 $d = d + 1$
end for
return d, M

8. Radical Distance Algorithm

Algorithm 2 An algorithm to compute radical distance

Two attack trees T_1 and T_2 according to Definition 1 with a and b total nodes respectively
 $D_1, D_2 \leftarrow$ the radical dictionary according to the decomposition in [19] for T_1 and T_2 , respectively
 $M \leftarrow$ the mapping between D_1 and D_2 indexed by radical root nodes according to semantic similarity (from semantic label distance)
 $d \leftarrow 0$
for $m \in M$, where $m = (t_{d,i}, t_{e,j})$ and $t_{d,i}, t_{e,j}$ are indices for D_1 , and D_2 , respectively **do**
 if $\delta(t_{d,i}, t_{e,j}) < \epsilon$ **then**
 $d \leftarrow d + 1$
 end if
 if $\Delta(t_{d,i}) \neq \Delta(t_{e,j})$ and $t_{d,i}, t_{e,j} \neq \Lambda$ **then**
 $d \leftarrow d + 0.5$
 end if
 $M_c \leftarrow$ the semantic mappings (from semantic label distance) between $\text{child}(t_{d,i})$ and $\text{child}(t_{e,j})$
 for $c \in M_c$ where $c = (t_{d+1,p}, t_{e+1,q})$ **do**
 if $t_{d+1,p} \notin D_1$ and $t_{e+1,q} \notin D_2$ **then**
 if $\delta(t_{d+1,p}, t_{e+1,q}) < \epsilon$ **then**
 $d \leftarrow d + 1$
 end if
 end if
 end for
end for
return d

Counterexample	Label Distance				Tree Edit Distance				Radical Distance				Multiset Distance			
	Remove	Add	Change	Match	Remove	Add	Change	Match	Remove	Add	Change	Match	Remove	Add	Change	Match
Order Reversed	0	0	0	7	0	0	6	1	0	0	0	7	0	0	0	4
Refinement Switch	0	0	0	7	0	0	2	5	0	0	2	5	1	1	1	2
Extra Intermediate	1	0	0	7	1	0	0	7	1	0	0	7	0	0	0	4
Missing Intermediate	0	1	0	6	0	1	0	6	1	3	0	4	0	0	0	4
Extra Leaf	1	0	0	7	1	0	0	7	1	0	0	7	1	0	0	4
Missing Leaf	0	1	0	6	0	1	0	6	0	1	0	6	0	1	0	3
Changed Root	0	0	1	6	0	0	1	6	0	0	1	6	0	0	0	4
Changed Intermediate	0	0	1	6	0	0	1	6	0	0	1	6	0	0	0	4
Changed Leaf	0	0	1	6	0	0	1	6	0	0	1	6	0	0	1	3
Move Adjacent	0	0	0	7	1	1	0	6	1	1	0	6	1	2	0	2
Move Up	0	0	0	7	1	1	0	6	1	1	0	6	0	0	0	4
Move Down	0	0	0	7	1	1	0	6	2	1	0	5	0	1	0	3

TABLE 4: Table showing the operations per counterexample and distance measure