

AutoEval: A Practical Framework for Autonomous Evaluation of Mobile Agents

Jiahui Sun, Zhichao Hua, Yubin Xia

Shanghai Jiao Tong University

{jason_2001, zchua, xiayubin}@sjtu.edu.cn

Abstract

Accurate and systematic evaluation of mobile agents can significantly advance their development and real-world applicability. However, existing benchmarks for mobile agents lack practicality and scalability due to the extensive manual effort required to define task reward signals and implement corresponding evaluation codes. To this end, we propose AutoEval, an autonomous agent evaluation framework that tests a mobile agent without any manual effort. First, we design a Structured Substate Representation to describe the UI state changes while agent execution, such that task reward signals can be automatically generated. Second, we utilize a Judge System that can autonomously evaluate agents' performance given the automatically generated task reward signals. By providing only a task description, our framework evaluates agents with fine-grained performance feedback to that task without any extra manual effort. We implement a prototype of our framework and validate the automatically generated task reward signals, finding over 93% coverage to human-annotated reward signals. Moreover, to prove the effectiveness of our autonomous Judge System, we manually verify its judge results and demonstrate that it achieves 94% accuracy. Finally, we evaluate the state-of-the-art mobile agents using our framework, providing detailed insights into their performance characteristics and limitations.

1 Introduction

The advancement of Large Language Models (LLMs) has empowered autonomous mobile agents to understand and interact effectively with mobile platforms, such as Android, potentially freeing humans from tedious daily tasks (Zhang et al., 2023; Hong et al., 2023; Lu et al., 2024b; Wang et al., 2025). However, these agents still struggle to perform reliably even on some simple tasks, such as "setting an alarm at 9 AM". Therefore, benchmarking mobile agent's performance has become a criti-

cal issue. An effective benchmark with fine-grained feedback reveals the agent's bottlenecks and guides targeted improvements.

However, existing mobile agent benchmarks are not practical enough to evaluate. To provide fine-grained agent performance measurement beyond binary feedback (e.g. success or failure), most benchmarks evaluate task completion through a series of milestone states. For example, some existing benchmarks (Rawles et al., 2023; Xing et al., 2024; Zhang et al., 2024) compare the agent's action trajectory with human's demonstration, providing step-wise performance evaluation. Nevertheless, these benchmarks face the problem of misleading because agents can take multiple paths to solve tasks while human's demonstration cover only limited ways. For this reason, recent benchmarks (Xu et al., 2024; Rawles et al., 2024) choose to evaluate agents leveraging environment reward signals like expected UI state or operating system state. However, such benchmarks are impractical for two reasons. First, they still require significant manual effort to define task-specific reward signals. Second, checking these reward signals requires extensive code development for pattern matching or operating system state checking, introducing high engineering overhead that scales poorly with the number of tasks. For example, evaluating 138 tasks in AndroidLab requires an additional 3,000 lines of evaluation code, highlighting the substantial development overhead (Xu et al., 2024).

In this paper, we propose AutoEval, a novel autonomous evaluation framework for mobile agents that addresses the aforementioned limitations of existing benchmarks. The basic idea is illustrated in Figure 1. The key technical challenge in our work lies in how to design a Language Model(LM)-based pipeline to generate task reward signals and evaluate agent performance autonomously while keeping accuracy simultaneously. To tackle this challenge, we design a Structured Substate Representation

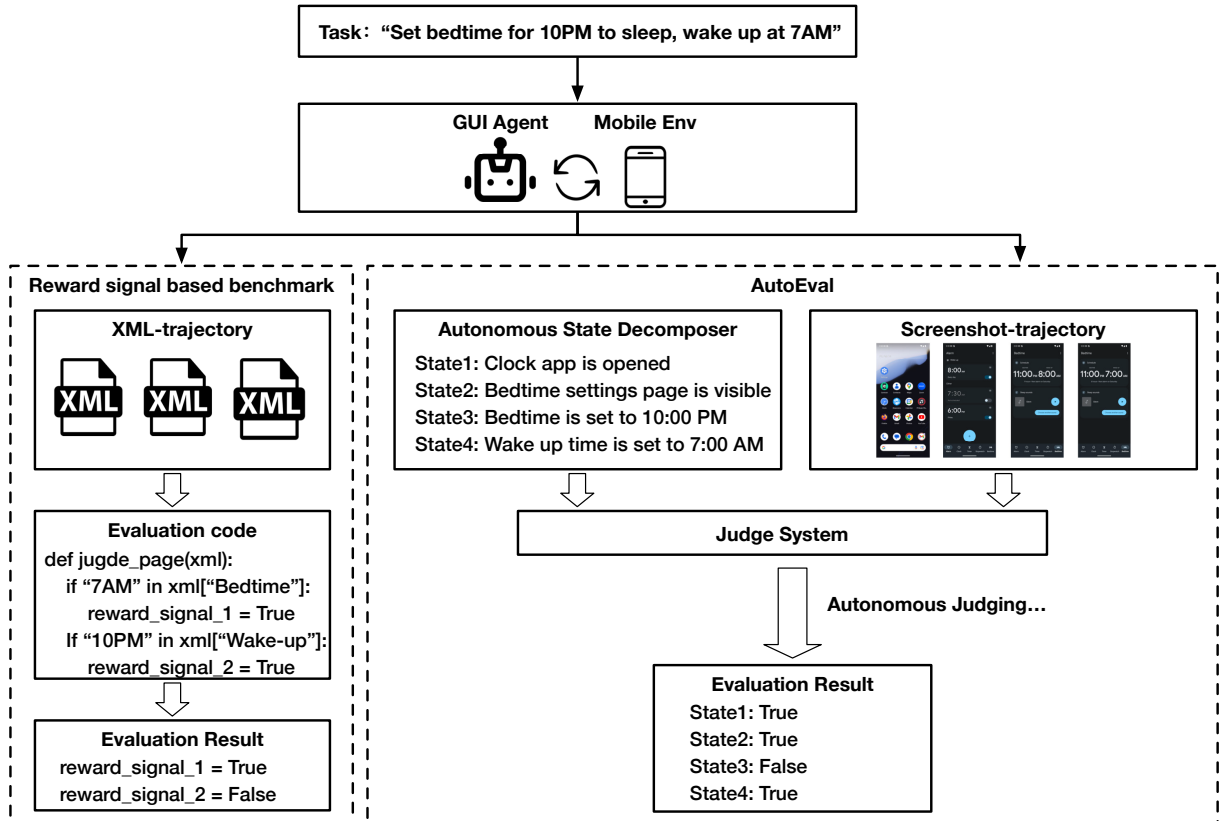


Figure 1: In this paper, we introduce the AutoEval framework to autonomously evaluate mobile agents in a fine-grained manner. In AutoEval (Right), the State Decomposer first automatically decomposes task completion into multiple substates. Then, the Judge System autonomously evaluates the agent’s performance at the substate level. We compare our method with existing reward-signal-based benchmarks (Left), which require manual reward signal definition and extra code development for agent evaluation.

model to describe task reward signal and implement State Decomposer which can automatically generate substates accordingly. Moreover, we develop a Judge System that autonomously evaluates agent performance through a three-stage pipeline: (1) capturing textual description from agent’s execution screenshots-trajectory, (2) evaluating agent performance by reasoning about screenshot descriptions against automatically generated task substates, (3) checking evaluation results through a set of consistency constraints, guaranteeing autonomous evaluation results are acceptable. Based on the above design, AutoEval can autonomously evaluate mobile agents without any manual effort.

We collect 93 interactive tasks from existing mobile agent benchmarks, and augment them with substates generated by State Decomposer. To prove the effectiveness of our Structured Substate Representation, we compare automatically generated substates with human-annotated substates, find out that the generated substates can cover 93.28% human-annotated substates without any extra knowledge.

Then, we evaluate the reliability of our Judge System, which achieves 94.35% accuracy compared with oracle human evaluation. Finally, we conduct a comprehensive evaluation of state-of-the-art mobile agents using our benchmark, providing a detailed analysis of their performance characteristics and failure patterns.

Our Contributions can be summarized as follows:

- We propose the Structured Substate Representation and implement State Decomposer that can autonomously generate task substates, replacing human’s manual reward signal defining. Based on that, we collect 93 tasks from existing benchmarks and augment them with State Decomposer, curating a new benchmark.
- We design a Judge System that can replace human-written evaluation code, autonomously providing fine-grained feedback on an agent’s performance.
- We implement a prototype system that imple-

ments the proposed design and evaluate the effectiveness of our method.

- We test existing mobile agents in our framework, comparing and analyzing their performance in a fine-grained manner.

2 Related Work

2.1 GUI Agents

Before the prevalence of Large Language Model, traditional autonomous agents primarily implement through reinforcement learning (Branavan et al., 2009; Shvo et al., 2021; Gur et al., 2022), semantic parsing (Li et al., 2020) and imitation learning (Humphreys et al., 2022) that clones human’s keyboard and mouse actions .

The recent trend is to use Large Language Model to generate GUI instructions and actions. A series of works leverage prompt engineering to accomplish automation tasks through both text-based(Lee et al., 2023; Wen et al., 2024; Taeb et al., 2023; Wang et al., 2025) and multi-modal prompts (Zhang et al., 2023; Wang et al., 2024; Lu et al., 2024b). Another line of work has concentrated on improving the performance of GUI agents through LLM training, utilizing task-specific model architecture (Zhang and Zhang, 2024; Hong et al., 2023; Nong et al., 2024), supervised fine-tuning (Lu et al., 2024a), and reinforcement learning (Bai et al., 2024). More recent agents (Li et al., 2023; Pan et al., 2024; Zhang et al., 2023; Wu et al., 2024) explores using inference-time techniques like reflection (Shinn et al., 2023), self-critique, online-exploration to improve the agent performance from trial and error.

2.2 Mobile Agent Benchmark

Recent benchmarks for evaluating mobile agents can be categorized into two types based on their evaluation metrics: reference-based benchmarks and reward-signal-based ones.

Reference-based benchmark normally compares agent’s action trajectory with human reference trajectory, calculating an action matching score by measuring the similarity between the two trajectories. This type of benchmark requires burdensome human effort to collect reference trajectories, making it expensive and time-consuming to scale. For example, AitW (Rawles et al., 2023) collects over 715K reference trajectories, highlighting the significant resource investment needed for reference-based evaluation. Moreover, although some bench-

marks (Xing et al., 2024; Zhang et al., 2024) propose different kinds of action matching functions to enhance evaluation accuracy, reference-based benchmarks cannot truly evaluate agent performance in real-world environments, as agents may successfully complete tasks through valid alternative paths that differ from the human reference trajectories.

In contrast, reward-signal-based benchmarks evaluate agent performance by checking environment reward signals for task completion, providing a more reliable and realistic evaluation metrics. For example, AndroidWorld (Rawles et al., 2024) leverages the state management capabilities of the Android operating system like file system state as task reward signals. Other benchmarks like (Xu et al., 2024) pull XML description of the UI during agent execution and check specific UI state changes like text content and button availability as reward signals. However, these benchmarks still require human effort to define the reward signals, like inspecting how file system state changes while agent performing application tasks(Rawles et al., 2024). Additionally, checking reward signal often involves tedious coding work, such as XML string pattern matching(Xu et al., 2024). Our work takes inspiration from reward-signal-based benchmarks and aims to develop a reliable and autonomous approach to define and check task reward signals.

2.3 Autonomous Evaluation

Several works (Zhuge et al., 2024; Fu et al., 2024; Chen et al., 2024; Zhao et al., 2024; Chan et al., 2023) have explored using LM-based system to achieve automated and scalable evaluation. For example, the work (Zhuge et al., 2024) propose Agent-as-a-Judge, designing a sophisticated agentic system that can autonomously evaluate the performance of coding agents, outperforming previous LLM-as-a-Judge (Zheng et al., 2023) and demonstrates reliability comparable to human evaluation. Autonomous evaluation for mobile agents remains relatively unexplored. Previous work Agent-Eval-Refine (Pan et al., 2024) designs a model-based evaluator to provide evaluation of a mobile agent’s trajectory However, it provides only a binary answer of whether the agent completes the task or not, which is primarily used as the reward function for Reflexion (Shinn et al., 2023) or filtered behavior cloning. Our work builds on top of these advancements, seeking a fine-grained autonomous and reliable evaluation of mobile agents.

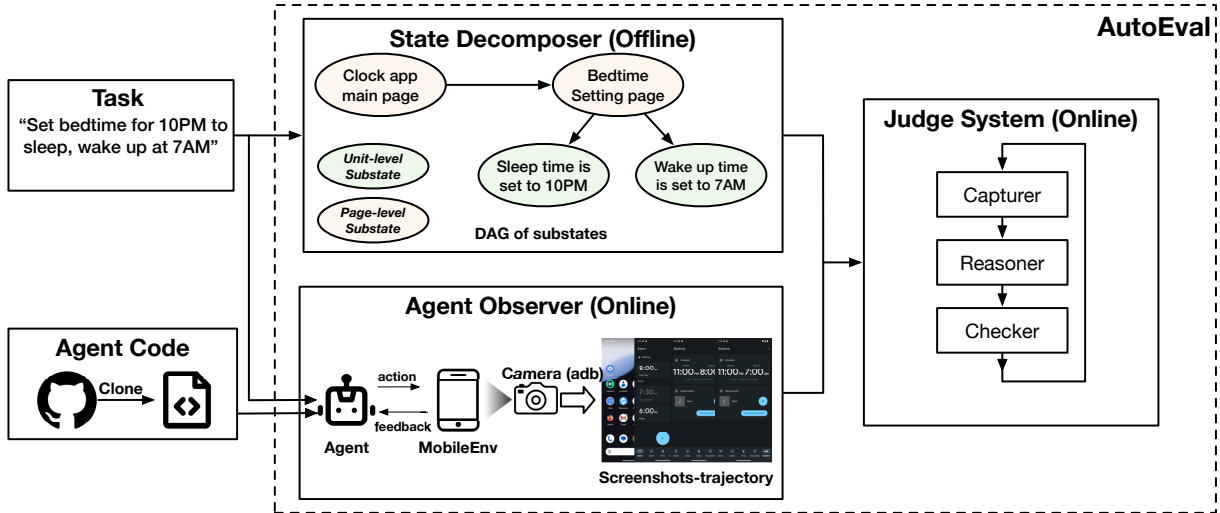


Figure 2: Overview of the AutoEval framework. The agent evaluation process for a specific task can be divided into two phases: Offline Phase and Online Phase. *Offline Phase*: The State Decomposer automatically generates substates in Structured Substate Representation (SSR). *Online Phase*: The Agent Observer launches the agent with a specific task and captures its screenshots-trajectory. Then, the Judge System is responsible for autonomously evaluating the agent’s performance by iterating over the screenshots-trajectory and checking the completion of each substate.

3 System Design

3.1 Overview

We propose AutoEval, an autonomous evaluation framework for mobile agents. AutoEval aims to fulfill the following two design goals (DG).

DG1. Autonomous: Minimize human effort in evaluating mobile agents. Different from existing benchmarks, AutoEval seeks to automate the entire evaluation process by eliminating the need for manual definition of task reward signals and paired evaluation code.

DG2. Reliable: Comparable evaluation accuracy to human evaluation. While being autonomous, AutoEval intends to achieve comparable evaluation accuracy to human evaluation.

The architecture of AutoEval is shown in Figure 2. To achieve DG1, AutoEval uses a State Decomposer that autonomously offline generates a specific task’s substates. Then, Agent Observer (Section 3.4) runs the agent with tasks and captures its screenshots-trajectory. Finally, Judge System (Section 3.5) autonomously evaluates the agent’s performance by checking substates completion given the screenshots-trajectory. To achieve DG2, we design a Structured Substate Representation (Section 3.2) that accurately and structurally describes the UI state during the agent’s task execution, which are assumed as reward signals in our framework. Moreover, we guide the Judge

System to judge each substate following a specific reasoning-then-checking pattern.

3.2 Structured Substate Representation Model

In this section, we describe the Structured Substate Representation(SSR) Model used to accurately and structurally describe the UI state during the agent’s task execution.

Substates are defined as some unescapable UI states like “Firefox’s main page is visible”, indicating the correctness of agent task execution, serving the same purpose as reward signals. Substates can be further represented as StateNodes; each StateNode contains a natural language description of a specific UI state and a pointer to its parent StateNode. Based on the observation that the agent’s interaction with mobile apps primarily consists of navigating between pages and performing operations (e.g., typing and clicking) within each page, StateNodes are then categorized into two types: PageNodes and UnitNodes.

- **PageNode**: represents page state with description such as “The app’s search page is visible”. PageNode’s parent MUST be another PageNode, which represents the previous page from which the current page was entered.
- **UnitNode**: represents unit state with description such as “The search input field contains

‘Large Language Model’’. UnitNode’s parent MUST be a PageNode, which represents the page containing this unit.

3.3 State Decomposer

The State Decomposer leverages LLM’s knowledge of common apps gained from pre/post-training to generate substates for a specific app task. To achieve this, the State Decomposer incorporates a pre-defined prompt that describes the SSR model and guides LLM to output in correct syntax (see Appendix A.1 for details). For a new app that LLM has never been trained on, it can still generate roughly accurate substates through transfer of knowledge from past experiences with similar apps. Moreover, we can optionally provide a small amount of extra knowledge of a new app to help LLM generate more accurate substates.

Leveraging the State Decomposer, we augment existing benchmark (Xu et al., 2024) with autonomously generated substates, resulting in a new evaluation suite comprising 93 tasks for agent evaluation.

3.4 Agent Observer

The Agent Observer is designed to run agent as black-box with a task and capture its screenshots-trajectory during task execution. Specifically, we first adapt existing mobile agents to implement a general interface that defines how to run the agent, each requires only a few additional lines of code. After that, the Agent Observer can launch these agents transparently, utilizes tools like Android Debug Bridge (adb) to capture screenshots, filters out the duplicate ones, and saves them as screenshots-trajectory for later evaluation.

3.5 Judge System

Given the structured substates representation of a task and the screenshots-trajectory of the agent’s task execution, Judge System is responsible for autonomously evaluating the agent’s functionality correctness with substate-level feedback. It has three key components: Capturer, Reasoner and Checker. The overall judging process is summarized in Algorithm 1. We provide a detailed description of each component in the following.

Capturer. The Capturer is built upon a VLM that receives a screenshot as input and generates a detailed textual description containing the screenshot’s layout, content, and which app the screenshot might belong to. Instead of utilizing an end-

Algorithm 1 Judging Process

Require:

Task description t , Task substates \mathcal{S}_t , Screenshots-trajectory \mathcal{SC}_t
 set $mem \leftarrow []$
for each screenshot $sc_i \in \mathcal{SC}_t$ **do**
 $d_i = \text{Capturer}(sc_i)$
 $r_i, \text{critical_info} = \text{Reasoner}(d_i, \mathcal{S}_t, mem)$
 Append critical_info to mem
 $\mathcal{S}_t \leftarrow \text{Checker}(r_i, mem)$
end for

to-end VLM doing complex image understanding and reasoning simultaneously, a separate Capturer generates only the screenshot description, which places low demands on VLM’s capability while providing more flexibility and controllability.

Reasoner. The Reasoner is based on a Large Language Model (LLM) and plays a crucial role in judging an agent’s performance. Given the description of i th screenshot d_i , task t , task substates representation \mathcal{S}_t , Reasoner generates an analysis a_i and a judge result j_i for each substate $s_i \in \mathcal{S}_t$. The judge result j_i for substate s_i is either Success if d_i matches s_i or Uncertain otherwise.

Integrated with the structured substates representation, we can prompt the Reasoner to reason about each of substates following Algorithm 2. See Appendix A.2 for Reasoner’s prompt details. More-

Algorithm 2 Reasoning Process

Require: Current screenshot description d_i , substates to check \mathcal{S}_t , reasoner’s memory mem
 $N \leftarrow ||\mathcal{S}_t||$
 Initialize $j_i \leftarrow \text{Uncertain}$ for all $i \in N$
 $res \leftarrow []$
for $s_i \in \mathcal{S}_t$ **do**
 $\text{critical_info}, a_i, j_i \leftarrow \text{Match}(d_i, s_i, mem)$
 if s_i is a UnitNode **then**
 $j_i \leftarrow j_{s_i.parent} \wedge j_i$
 end if
 Append j_i to res
end for

over, we add a memory module to Reasoner to provide additional context for reasoning. It contains the critical information that reasoner proactively reports, and the substates that has already been judged as Success in previous rounds.

Checker. During our empirical evaluation, we find that the Reasoner occasionally generates un-

expected outputs, failing to strictly follow the reasoning process 2. So, we add a Checker module to guarantee the Reasoner’s output is acceptable and consistent with the reasoning process. There are two rules that Checker guarantees: 1) The judge result of each substate must be either Success or Uncertain. 2) For a UnitNode to be judged as Success, its parent PageNode must have been judged as Success simultaneously. Checker will retry or skip the current judge process if the reasoner’s output violates these rules. Moreover, Checker is also responsible for removing all Success substates from next round judge process and add them into the *mem*.

4 Evaluation

We evaluate AutoEval on a variety of popular Large Language Models (LLMs) configurations and mobile agents. Our evaluation seeks to answer the following questions:

- Q1.** What is the accuracy and completeness of the substates generated by State Decomposer (Section 3.3) compared to human-annotated substates?
- Q2.** What is the cost and accuracy of the Judge System (Section 3.5)?
- Q3.** Can our framework effectively demonstrate the fine-grained and comprehensive performance of mobile agents?

Models and Environments. We evaluate AutoEval across multiple LLM configurations, including GPT-4o, DeepSeek V3, Gemini-2.0-flash-thinking. The Capturer in Judge System utilizes Gemini-2.0-flash as its backend VLM. We conduct our experiments on an Android Virtual Device (AVD) emulator as the mobile environment for agent execution. The emulator runs Android 13 (API level 33) with a high-resolution display (1440x3120 pixels).

Mobile Agent. We evaluate a prompt-based agent and a training-based agent using our framework. Each agent starts performing tasks in an identical manually initialized environment. The setup of the environment can be further automated by tools like (Appium, 2024).

- Mobile-Agent-E (Wang et al., 2025) is a hierarchical multi-agent framework capable of self-evolution through trial-and-error experiences. We select Qwen-VL-Plus (Bai et al.,

2023) as its caption model following the original paper and use gemini-2.0-flash-thinking as its reasoning model.

- CogAgent (Hong et al., 2023) utilizes CogVLM (Wang et al., 2023) as its base model and is trained on multi-platform cross-applications data to improve GUI understanding and reasoning capability. In our evaluation, we test on the latest version of the CogAgent-9B-20241220. Although CogAgent natively supports operations on the Android platform, it doesn’t officially provide a framework for interacting with Android devices. So, we adapt CogAgent to operate on Android devices according to its official action space documentation.

4.1 State Decomposer Evaluation

To answer Q1, we collect 93 tasks from the following benchmark and augment these tasks with substates using State Decomposer. We then manually evaluate the quality of substates generated by State Decomposer.

- **AndroidLab:** An open-source benchmark for agents interacting with Android devices, focusing on reproducibility and generalizability. We select all 93 Operation Tasks from AndroidLab for evaluation, spanning across 9 applications.

Metrics. To evaluate the quality of task substates generated by State Decomposer denoted as $\mathcal{S}_{\text{Auto}}$, we first manually define substates of each task denoted as $\mathcal{S}_{\text{Human}}$. Then, we compare $\mathcal{S}_{\text{Auto}}$ and $\mathcal{S}_{\text{Human}}$ in terms of Cover Rate, Redundant Rate, Optional State, and Incorrect Rate.

- **Cover Rate:** measures how many substates in $\mathcal{S}_{\text{Human}}$ are covered by $\mathcal{S}_{\text{Auto}}$.
- **Redundant Rate:** indicates the proportion of duplicate and redundant substates in $\mathcal{S}_{\text{Auto}}$.
- **Optional Rate:** Agents can take multiple paths to achieve the same task goal, resulting in some substates being path-dependent. For example, to open a specific video on YouTube, agents can search for the video name or click the video directly on YouTube’s main page if recommended. In this case, substates that describe the search process are path-dependent. We define these substates in $\mathcal{S}_{\text{Auto}}$ as optional substates.

Model	Cover Rate	Redundant Rate	Optional Rate	Incorrect Rate
GPT-4o	93.28%	10.49%	9.82%	1.56%
DeepSeek V3	93.94%	19.85%	8.13%	1.70%

Table 1: Evaluating State Decomposer’s performance on substate generation with different Large Language Models configurations. We use human-annotated substates as references and compare them with automatically generated substates.

- Incorrect Rate represents the percentage of S_{Auto} that is invalid, either due to incorrect substate output format or hallucinated substates like a non-existent page in the app.

Results. Table 1 presents a comprehensive comparison of the State Decomposer’s performance across different LLM configurations. Both GPT-4o and DeepSeek V3 achieve a high Cover Rate (>93%), indicating their strong capability in identifying essential task substates. The relatively low Incorrect Rate (<2%) for both models demonstrates their reliability in generating valid substates. After inspecting all invalid states, we find most of these substates are caused by LLM’s hallucination. Although invalid, these substates do not affect the Judge System’s evaluation of agent performance, as they will consistently be marked as uncertain during the judging process. The impact of high redundant rate (19.85%) is also minimal, as they can be treated as a single substate during evaluation. Both models exhibit similar Optional Rate (8-10%), likely because their knowledge is constrained to substates on all seen task completion paths, limiting their ability to identify some of substates that could be non-existent in other unseen but valid task completion paths.

Model	Human Trace			Agent Trace		
	SR	FP	FN	SR	FP	FN
GPT-4o	87.76	1.90	10.34	87.70	2.05	10.25
Deepseek	82.91	3.59	13.50	90.33	1.61	8.06
Gemini	94.31	0.42	5.27	94.35	2.02	3.63

Table 2: Evaluating Judge System’s reliability across different Reasoner base model configurations when judging human and agent traces. We manually verify these two traces and compare the judgements with the Judge System’s results. Deepseek-V3 is abbreviated as Deepseek, and Gemini-2.0-flash-thinking is abbreviated as Gemini in the table. Success Rate (SR), False Positive Rate (FP), and False Negative Rate (FN) are reported as percentages.

4.2 Judge System Performance evaluation

To answer Q2, we use AgentObserver (3.4) to collect screenshots-trajectory traces from both human participants and Mobile-Agent-E during task execution. Human participants completed all 93 tasks with substates generated in Section 4.1 using GPT-4o based State Decomposer, while Mobile-Agent-E completed 49 tasks randomly sampled from the above 93 tasks. These traces are then autonomously judged by the Judge System. We evaluate the Judge System’s reliability through human verification, comparing its substate-level judgements against the actual screenshots-trajectory traces using three metrics: Judge Success Rate (SR), False Positive Rate (FP), and False Negative Rate (FN).

Results. Table 2 shows the accuracy of Judge System in judging both human and agent traces, while Reasoner is configured with different models. Contributing to our design of the Judge System and Structured Substates Representation, we find that our autonomous Judge System achieves high accuracy compared with human judgements. The Gemini-2.0-flash-thinking based Judge System achieves the highest accuracy (94.35%) among all LLM configurations, demonstrating the strong capability of reasoning models.

Error Analysis. We further analyze the error cases (FP/FN) in autonomous judgements and identify the following two main reasons: 1) Limited Capturer model capabilities. Though Capturer performs well in most cases, it still faces the problem of information loss when converting screenshot into textual description. Missing important information leads to reasoning errors. For example, in the case of judging the substate "Sort button is visible", the Capturer may fail to identify the Sort button in its output even though the button is actually present in the screenshot, which leads to false negative judgements. 2) Limited Reasoner model capabilities. The Judge System can make incorrect judgements even given all necessary information due to the limited capabilities of reasoning and in-

struction following. While judging substate "Sort by duration option in ascending order is selected", the Reasoner can not deduce that the absence of a descending sort selection implies ascending order is active.

Component	Input		Output	
	Tokens	Cost (\$)	Tokens	Cost (\$)
Reasoner	2,668	0.0011	750	0.0003
Capturer	2,981	0.0012	466	0.0002

Table 3: Average token consumption and cost per judging round for the Judge System. Reasoner builds upon Gemini-2.0-flash-thinking while Capturer uses Gemini-2.0-flash as its backend VLM.

Cost Analysis. Table 3 presents the per-round API costs for the two LM-based components in the Judge System. On average, the Judge System requires 8 rounds to complete the evaluation of a single agent execution. Therefore, the total cost for evaluating one task execution amounts to approximately 0.0224 USD.

4.3 Mobile Agent Performance Evaluation

To answer Q3, we evaluate the absolute capability of different mobile agents using our framework on 49 tasks with substates generated in Section 4.1. In this evaluation, we choose Gemini-2.0-flash-thinking as a backend model for Reasoner in Judge System (Section 3.5).

Metrics. AutoEval can provide substate-level evaluation for each task execution. Contribute to this, we can evaluate the performance of different mobile agents in terms of Substate Completion Rate (SCR) and Task Completion Rate (TCR).

- **Substate Completion Rate (SCR):** We can calculate the substate completion rate for each task by dividing the number of substates that are judged as completed by the total number of substates. SCR is the average substate completion rate over all tasks.
- **Task Completion Rate (TCR):** Each task execution can result in either task completion or task failure. In AutoEval with autonomous substate level evaluation, task completion is defined as all task substates are judged as successful. TCR is calculated as the ratio of task completions to the total number of tasks.

Results. Table 4 shows the performance of different mobile agents. CogAgent has a 62.59% Sub-

Agent	SCR (%)	TCR (%)
CogAgent	62.59	22.45
Mobile-Agent-E	77.84	32.65

Table 4: Performance comparison of different mobile agents. SCR: Substate Completion Rate, TCR: Task Completion Rate.

state Completion Rate and 22.45% Task Completion Rate, while the results of Mobile-Agent-E are 77.84% (SCR) and 32.65% (TCR). It shows that a sophisticated agent design can significantly improve the generalization capability of mobile agents in unseen scenarios. We also find a notable gap between SCR and TCR for both agents (45.19% for Mobile-Agent-E and 40.14% for CogAgent), indicating that our evaluation framework can give a more realistic and fine-grained evaluation of agent performance. The substate completion feedback given by AutoEval reveals the mobile agent’s weakness, like inadequate knowledge of specific apps and limitations in action space definition (e.g., inability to handle certain UI interactions or gestures). Moreover, this detailed substate feedback can be further used to improve agent performance through targeted fine-tuning of the base model or strategic prompt engineering to address specific failure modes.

5 Conclusion

Existing fine-grained mobile agent benchmarks are not practical enough, which require manual task reward definition and extensive evaluation code development. As a solution, we introduced AutoEval, a practical evaluation framework that enables autonomous fine-grained evaluation of mobile agents. By proposing a Structured Substate Representation model, AutoEval can automatically generate reward signals for a given task. And AutoEval designs a three-stage Judge System to autonomously evaluate the performance of mobile agents. Our evaluation shows that AutoEval can not only generate reward signals that correlate with human-annotated signals (93% coverage), but also achieve high accuracy (up to 94.35%) autonomous evaluation comparable to human evaluation. We look forward to future work to build upon AutoEval that evaluates mobile agents in a more scalable and systematic way, thus improving the reliability and applicability of mobile agents in real-world scenarios.

Limitations

Despite AutoEval represents a new method in the autonomous fine-grained evaluation of mobile agents, it still has limitations, as we summarized below. First, while the current State Decomposer relies on LLM’s internal knowledge to automatically generate task substates, it may still generate suboptimal substates in some unusual scenarios. A potential solution is to use techniques like retrieval augmented generation (RAG) to provide task-relevant external knowledge to the State Decomposer. Second, in this work, we only consider using automatically generated substates as task reward signals for agent evaluation. Future work can explore leveraging substates and their real-time autonomous judgement to optimize agent performance.

References

- Appium. 2024. Android uiautomator2.
- Hao Bai, Yifei Zhou, Mert Cemri, Jiayi Pan, Alane Suhr, Sergey Levine, and Aviral Kumar. 2024. Digirl: Training in-the-wild device-control agents with autonomous reinforcement learning. *Neural Information Processing Systems*.
- Jinze Bai, Shuai Bai, Shusheng Yang, Shijie Wang, Sinan Tan, Peng Wang, Junyang Lin, Chang Zhou, and Jingren Zhou. 2023. Qwen-vl: A versatile vision-language model for understanding, localization, text reading, and beyond. *arXiv preprint arXiv:2308.12966*.
- S. R. K. Branavan, Harr Chen, Luke Zettlemoyer, and Regina Barzilay. 2009. Reinforcement learning for mapping instructions to actions. In *Annual Meeting of the Association for Computational Linguistics*.
- Chi-Min Chan, Weize Chen, Yusheng Su, Jianxuan Yu, Wei Xue, Shan Zhang, Jie Fu, and Zhiyuan Liu. 2023. Chateval: Towards better llm-based evaluators through multi-agent debate. *International Conference on Learning Representations*.
- Dongping Chen, Ruoxi Chen, Shilin Zhang, YINUO Liu, Yaochen Wang, Huichi Zhou, Qihui Zhang, Pan Zhou, Yao Wan, and Lichao Sun. 2024. Mllm-as-a-judge: Assessing multimodal llm-as-a-judge with vision-language benchmark. In *International Conference on Machine Learning*.
- Jinlan Fu, See-Kiong Ng, Zhengbao Jiang, and Pengfei Liu. 2024. GPTScore: Evaluate as you desire. In *Proceedings of the 2024 Conference of the North American Chapter of the Association for Computational Linguistics: Human Language Technologies (Volume 1: Long Papers)*, pages 6556–6576, Mexico City, Mexico. Association for Computational Linguistics.
- Izzeddin Gur, Natasha Jaques, Yingjie Miao, Jongwook Choi, Manoj Tiwari, Honglak Lee, and Aleksandra Faust. 2022. Environment generation for zero-shot compositional reinforcement learning. In *Neural Information Processing Systems*.
- Wenyi Hong, Weihang Wang, Qingsong Lv, Jiazheng Xu, Wenmeng Yu, Junhui Ji, Yan Wang, Zihan Wang, Yuxiao Dong, Ming Ding, and Jie Tang. 2023. Cogagent: A visual language model for gui agents. *2024 IEEE/CVF Conference on Computer Vision and Pattern Recognition (CVPR)*, pages 14281–14290.
- Peter C. Humphreys, David Raposo, Tobias Pohlen, Gregory Thornton, Rachita Chhaparia, Alistair Muldal, Josh Abramson, Petko Georgiev, Alex Goldin, Adam Santoro, and Timothy P. Lillicrap. 2022. A data-driven approach for learning to control computers. In *International Conference on Machine Learning*.
- Sunjae Lee, Junyoung Choi, Jungjae Lee, Hojun Choi, Steven Y. Ko, Sangeun Oh, and Insik Shin. 2023. Explore, select, derive, and recall: Augmenting llm with human-like memory for mobile task automation. *arXiv preprint arXiv:2312.03003*.
- Tao Li, Gang Li, Zhiwei Deng, Bryan Wang, and Yang Li. 2023. A zero-shot language agent for computer control with structured reflection. *arXiv preprint arXiv:2310.08740*.
- Yang Li, Jiacong He, Xin Zhou, Yuan Zhang, and Jason Baldridge. 2020. Mapping natural language instructions to mobile UI action sequences. In *Proceedings of the 58th Annual Meeting of the Association for Computational Linguistics*, pages 8198–8210, Online. Association for Computational Linguistics.
- Quanfeng Lu, Wenqi Shao, Zitao Liu, Fanqing Meng, Boxuan Li, Botong Chen, Siyuan Huang, Kaipeng Zhang, Yu Qiao, and Ping Luo. 2024a. Gui odyssey: A comprehensive dataset for cross-app gui navigation on mobile devices. *arXiv preprint arXiv:2406.08451*.
- Yadong Lu, Jianwei Yang, Yelong Shen, and Ahmed Awadallah. 2024b. Omniparser for pure vision based gui agent. *arXiv preprint arXiv:2408.00203*.
- Songqin Nong, Jiali Zhu, Rui Wu, Jiongchao Jin, Shuo Shan, Xiutian Huang, and Wenhao Xu. 2024. Mobileflow: A multimodal llm for mobile gui agent. *arXiv preprint arXiv:2407.04346*.
- Jiayi Pan, Yichi Zhang, Nicholas Tomlin, Yifei Zhou, Sergey Levine, and Alane Suhr. 2024. Autonomous evaluation and refinement of digital agents. *arXiv preprint arXiv:2404.06474*.
- Christopher Rawles, Sarah Clinckemahillie, Yifan Chang, Jonathan Waltz, Gabrielle Lau, Marybeth Fair, Alice Li, William Bishop, Wei Li, Folawiyi Campbell-Ajala, Daniel Toyama, Robert Berry, Divya Tya-magundlu, Timothy Lillicrap, and Oriana Riva.

2024. Androidworld: A dynamic benchmarking environment for autonomous agents. *arXiv preprint arXiv:2405.14573*.
- Christopher Rawles, Alice Li, Daniel Rodriguez, Oriana Riva, and Timothy Lillicrap. 2023. Android in the wild: a large-scale dataset for android device control. In *Neural Information Processing Systems*.
- Noah Shinn, Federico Cassano, Beck Labash, Ashwin Gopinath, Karthik Narasimhan, and Shunyu Yao. 2023. Reflexion: language agents with verbal reinforcement learning. In *Neural Information Processing Systems*.
- Maayan Shvo, Zhiming Hu, Rodrigo Toro Icarte, Iqbal Mohamed, Allan Stewart Jepson, and Sheila A. McIlraith. 2021. Appbuddy: Learning to accomplish tasks in mobile apps via reinforcement learning. *arXiv preprint arXiv:2106.00133*.
- Maryam Taeb, Amanda Swearngin, Eldon Schoop, Ruijia Cheng, Yue Jiang, and Jeffrey Nichols. 2023. Axxnav: Replaying accessibility tests from natural language. *Proceedings of the CHI Conference on Human Factors in Computing Systems*.
- Junyang Wang, Haiyang Xu, Haitao Jia, Xi Zhang, Ming Yan, Weizhou Shen, Ji Zhang, Fei Huang, and Jitao Sang. 2024. Mobile-agent-v2: Mobile device operation assistant with effective navigation via multi-agent collaboration. *Neural Information Processing Systems*.
- Weihan Wang, Qingsong Lv, Wenmeng Yu, Wenyi Hong, Ji Qi, Yan Wang, Junhui Ji, Zhuoyi Yang, Lei Zhao, Xixuan Song, Jiazheng Xu, Bin Xu, Juanzi Li, Yuxiao Dong, Ming Ding, and Jie Tang. 2023. Cogvlm: Visual expert for pretrained language models. *ArXiv*, abs/2311.03079.
- Zhenhailong Wang, Haiyang Xu, Junyang Wang, Xi Zhang, Ming Yan, Ji Zhang, Fei Huang, and Heng Ji. 2025. Mobile-agent-e: Self-evolving mobile assistant for complex tasks. *arXiv preprint arXiv:2501.11733*.
- Hao Wen, Yuanchun Li, Guohong Liu, Shanhuai Zhao, Tao Yu, Toby Jia-Jun Li, Shiqi Jiang, Yunhao Liu, Yaqin Zhang, and Yunxin Liu. 2024. Autodroid: Llm-powered task automation in android. In *Proceedings of the 30th Annual International Conference on Mobile Computing and Networking*, ACM MobiCom '24, page 543–557, New York, NY, USA. Association for Computing Machinery.
- Zhiyong Wu, Chengcheng Han, Zichen Ding, Zhenmin Weng, Zhoumianze Liu, Shunyu Yao, Tao Yu, and Lingpeng Kong. 2024. Os-copilot: Towards generalist computer agents with self-improvement. *arXiv preprint arXiv:2402.07456*.
- Mingzhe Xing, Rongkai Zhang, Hui Xue, Qi Chen, Fan Yang, and Zhen Xiao. 2024. Understanding the weakness of large language model agents within a complex android environment. In *Proceedings of the 30th ACM SIGKDD Conference on Knowledge Discovery and Data Mining*, KDD '24, pages 6061–6072, New York, NY, USA. Association for Computing Machinery.
- Yifan Xu, Xiao Liu, Xueqiao Sun, Siyi Cheng, Hao Yu, Hanyu Lai, Shudan Zhang, Dan Zhang, Jie Tang, and Yuxiao Dong. 2024. Androidlab: Training and systematic benchmarking of android autonomous agents. *arXiv preprint arXiv:2410.24024*.
- China. Xiaoyan Zhang, Zhao Yang, Jiaxuan Liu, Yucheng Han, Xin Chen, Zebiao Huang, Bin Fu, and Gang Yu. 2023. Appagent: Multimodal agents as smartphone users. *arXiv preprint arXiv:2312.13771*.
- Li Zhang, Shihe Wang, Xianqing Jia, Zhihan Zheng, Yunhe Yan, Longxi Gao, Yuanchun Li, and Mengwei Xu. 2024. Llamatouch: A faithful and scalable testbed for mobile ui task automation. In *Proceedings of the 37th Annual ACM Symposium on User Interface Software and Technology*, UIST '24, New York, NY, USA. Association for Computing Machinery.
- Zhuosheng Zhang and Aston Zhang. 2024. You only look at screens: Multimodal chain-of-action agents. In *Findings of the Association for Computational Linguistics: ACL 2024*, pages 3132–3149, Bangkok, Thailand. Association for Computational Linguistics.
- Ruo Chen Zhao, Wenxuan Zhang, Yew Ken Chia, Deli Zhao, and Lidong Bing. 2024. Auto-arena: Automating llm evaluations with agent peer battles and committee discussions.
- Lianmin Zheng, Wei-Lin Chiang, Ying Sheng, Siyuan Zhuang, Zhanghao Wu, Yonghao Zhuang, Zi Lin, Zhuohan Li, Dacheng Li, Eric P. Xing, Hao Zhang, Joseph E. Gonzalez, and Ion Stoica. 2023. Judging llm-as-a-judge with mt-bench and chatbot arena. In *Neural Information Processing Systems*.
- Mingchen Zhuge, Changsheng Zhao, Dylan R. Ashley, Wenyi Wang, Dmitrii Khizbullin, Yunyang Xiong, Zechun Liu, Ernie Chang, Raghuraman Krishnamoorthi, Yuandong Tian, Yangyang Shi, Vikas Chandra, and Jurgen Schmidhuber. 2024. Agent-as-a-judge: Evaluate agents with agents. *arXiv preprint arXiv:2410.10934*.

A Prompts used in AutoEval

In this section, we provide the prompts used in AutoEval, including the State Decomposer , Reasoner, and the Capturer Prompt.

A.1 State Decomposer Prompt

You are an expert agent for decomposing Android phone tasks into specific, observable states.

Your objective is to break down a given task into a series of clear substates that can be easily verified by examining visible on-screen information.

The list of substates you planned represents the ui state transition process while executing the task.

Example Task: Search and subscribe to the "MrBeast" YouTube channel using the YouTube app.

Example Task's related app: YouTube app

After decomposing the task, you response like the following example:

0. PageNode(content="Youtube main page is visible", parent_id=None)
1. PageNode(content="Youtube search page is visible", parent_id=0)
2. UnitNode(content="The search bar in youtube search page contains the text "MrBeast"", parent_id=1)
3. PageNode(content="MrBeast channel page is visible", parent_id=1)
4. UnitNode(content="MrBeast channel is subscribed", parent_id=3)

REMEMBER:

- Represent substate by node. Node can be PageNode or UnitNode.
 - PageNode is a node that represents a page in the app,
 - UnitNode is a node that represents a unit element in its parent page like button, text, search bar etc.
- Each node MUST have a unique ID, which is strictly increasing.
 - Each node contains a content field and a parent_id field.
 - In content field of each node, you should describe the ui state that should be checked as detailed as possible, content field can not be None.
 - In parent_id field of each node, you should describe node parent node's id.
 - UnitNode's parent means the unit is in which page.
 - Each node's parent must be previous PageNode!
 - A PageNode's parent PageNode represents the page that the current page is entered from.
 - A UnitNode's parent PageNode represents the page in which the unit is located.
- Return only the list of substates without any additional information or commentary.
- Aim to identify the minimal number of substates needed for verification based solely on what is visible on the screen.
- ONLY return the key substates that are unescapable while executing the task.
- Remember to try your best to describe the substates as accurate as possible.
- Don't include any unnecessary, redundant, unclear, or similar substates!
- Each substate should be as simple as possible and include only one property to be checked.
- You should ALWAYS check whether the target app is opened before checking any other substates.
- Don't check whether the button is clicked or not, this can not be judged by visual information.

Below are some additional information about the user task's related app:

```
{additional_info}
Now, let's begin:
```

A.2 Reasoner Prompt

You are a highly specialized Android UI state verification expert. Your role is to precisely analyze and validate UI states on Android devices with exceptional attention to detail.

You will receive the following inputs to perform your analysis:

1. Task Description: The overall user task that needs to be accomplished
2. Historical Context: Critical information gathered from previously analyzed screenshots
3. Current UI State: A detailed textual description of the current screenshot
4. Verification Targets: A structured list of substates that require validation

Your objective is to judge whether the screenshot can match each of the substates.

You'll be given an example task description like: Subscribe to the "MrBeast" YouTube channel using the YouTube app.

This example task has the following substates:

- PageNode(state_id=0, content="Youtube main page is visible", parent_id=None)
- PageNode(state_id=1, content="Youtube search page is visible", parent_id=0)
- UnitNode(state_id=2, content="The search bar in youtube search page contains the text "MrBeast"", parent_id=1)
- PageNode(state_id=3, content="Search results page for 'MrBeast' is visible", parent_id=1)
- UnitNode(state_id=4, content="MrBeast channel is subscribed", parent_id=3)

You will also be given a ui_description for the screenshot, like the following:

```
% UI description for the screenshot
```

You should respond like the following example: {

```
"thought": "Screenshot shows the home page of the Youtube app, so I have to only check PageNode that describes the home page and those UnitNodes whose parent_id is the corresponding PageNode. In current round, I can only check substate 0. For other substates, I should judge them as uncertain.",
```

```
"analysis": [
```

```
"For substate 0, it's a PageNode, I have to check if the Youtube main page is visible. The screenshot clearly shows the Youtube main page, so it matches the substate 0.",
```

```
"For substate 1, it's a PageNode, I have to check if the Youtube search page is visible, however current screenshot shows the Youtube main page, not in the search page, so I should judge it as uncertain.",
```

```
"For substate 2, it's a UnitNode, I have to first check if current page is consistent with the substate 2's parent PageNode 1, then check if the search bar contains the text 'MrBeast'. However current screenshot shows the Youtube
```



```

main page, not in the search page, so I should judge it as uncertain.",
  "For substate 3, it's a PageNode, I have to check if the MrBeast channel page
is visible. However current screenshot shows the Youtube main page, not in the
MrBeast channel page, so I should judge it as uncertain.",
  "For substate 4, it's a UnitNode, I have to first check if current page is
consistent with the substate 4's parent PageNode 3, then check if the MrBeast
channel is subscribed. However current screenshot shows the Youtube main page,
not in PageNode3's MrBeast channel page, so I should judge it as uncertain."
  ],
  "states": ["true", "uncertain", "uncertain", "uncertain", "uncertain"]
}

```

Remember:

1. You will be called multiple times with different screenshots. So if you cannot determine a substate's status from the current knowledge, mark it as "uncertain" and wait for later screenshots in subsequent calls.
2. You MUST output well-formatted JSON format directly, which should be a valid JSON string, do not output any other information.
3. substates are divided into two types: PageNode and UnitNode. Each node represents a state. Field state_id uniquely identifies a node. Field parent_id is the state_id of the parent node. UnitNode's parent MUST be a PageNode, which means the UnitNode is in the PageNode. Field content is the description of the state that we need to check.
 - PageNode is a node that represents a page in the app.
 - Process of checking PageNode: Check if the current page is the target page. If it is not the target page like in device home screen or other pages, then output this substate as "uncertain", otherwise output this substate as "true".
 - UnitNode is a node that represents a unit element in its parent page like button, text, search bar etc.
 - Process of checking UnitNode: First check if the current page is the unit's parent page, if not then output this substate as "uncertain", if yes then check if the target unit element is visible and in the correct state, if target unit is visible and in the correct state output this substate as "true", otherwise output this substate as "uncertain".
4. In your response's analysis list, you should provide a detailed explanation for whether each substate is matched with the screenshot. Remember to analyze each substates! Match each substate with its corresponding analysis, where the first analysis corresponds to substate 1. The number of analyses should match the number of substates
5. In your response's states list, you should only return string "true" or "uncertain". Each judge_state should correspond to the analysis result of the corresponding substate.
 - 5.1 Return "true" if it is the substate is exactly matched with the screenshot visual information according to the checking process.
 - 5.2 Return "uncertain" if this substate can not judged according to the screenshot, like target unit is not visible or target page is not visible.
6. You can optionally contain a critical_info field in your response, which can help you judge the "uncertain" substates in the next few screenshots, like the previous search result should be checked in the next screenshots or some video played later is the target video.

7. You can use information from previous judgement results as prior knowledge when evaluating the current screenshot, as they represent events that have already occurred.

8. You can reasonably make some deduction by considering previous substate that checked as SUCCESS. Like if you have entered a specific app, the next few screenshots should be about this app until you enter another app.

Now, let's begin:

A.3 Capturer Prompt

You are a specialized Android UI analyzer with expertise in converting UI screenshots into detailed textual descriptions. Your task is to provide a comprehensive and precise analysis of Android interface elements.

Guidelines for Analysis:

1. STRUCTURE AND LAYOUT

- First, identify the app that the screenshot belongs to.
- Then begin with an overview of the current screen/page
- Describe the hierarchical layout structure (top-to-bottom, left-to-right)
- Identify the main content area and any navigation elements

2. UI ELEMENT DETAILS

For each visible UI component, describe:

- Element type (button, text field, checkbox, etc.)
- Exact text content (if any)
- Visual properties:
 - * Colors (background and text)
 - * Size and positioning
 - * Borders and shapes
 - * Icons or images
- Interactive states:
 - * Selected/unselected
 - * Enabled/disabled
 - * Focused/unfocused
 - * Expanded/collapsed
- Accessibility properties (if visible)

3. CONTEXTUAL INFORMATION

- Identify the screen's purpose and functionality
- Note any system UI elements (status bar, navigation bar)
- Describe any visible animations or transitions
- Document error states or notifications

STRICT REQUIREMENTS:

- Do not make assumptions about the app identity unless explicitly shown
- Use precise, factual descriptions without qualifiers like "possibly" or "maybe"
- Document every visible UI element's state and properties
- Maintain a systematic top-to-bottom analysis approach
- Use technical terminology for UI components
- Include exact text strings as they appear

Please analyze the provided screenshot following these guidelines.

B Benchmark Details

We select all Operation tasks from the AndroidLab (Xu et al., 2024) and decompose these tasks into substates with the State Decomposer. Here we present the distribution of tasks across applications in Table 5. Then we randomly select 49 tasks from each application and launch agents to autonomously execute them. The tasks we selected are listed in List 1.

Application	Number of Tasks
Bluecoins	10
Calendar	14
Cantook	7
Clock	21
Contacts	11
Maps	5
Pi Music Player	6
Setting	14
Zoom	5
Total	93

Table 5: Distribution of Tasks Across Applications

```
1 # Bluecoins
2 Log an expenditure of 512 CNY in the books.
3 For March 8, 2024, jot down an income of 3.14 CNY with 'Weixin red packet' as the note.
4 Adjust the expenditure on January 15, 2025, to 500 CNY.
5 Switch the January 1, 2025, transaction from 'expense' to 'income' and add 'Gift' as the note.
6 Change the type of the transaction on January 2, 2025, from 'income' to 'expense', adjust the amount
  ↔ to 520 CNY, and change the note to 'Wrong Operation'.
7
8 # Calendar
9 Arrange an event titled "homework" for me at May 21st, and set the notification time to be 10 minutes
  ↔ before.
10 Edit the event titled "work" and add a Note "computer" to it
11 For the event titled "work", please help me set recurrence to be daily
12 arrange an event titled "this day"
13 edit the event titled "this day", and make it repeat weekly
14 Help me add a note "Hello" to the event titled "Today".
15 Edit the event titled "exam" and make it an all-day event.
16
17 # Cantook
18 Delete Don Quixote from my books.
19 Mark Hamlet as read.
20 Mark the second book I recently read as unread.
21 Open Romeo and Juliet.
22 Open the category named 'Tragedies'.
23
24 # Clock
25 Help me set an alarm at 10:30AM tomorrow
26 Turn off all alarms
27 Delete all alarms after 2PM
28 Turn off the alarm at 4PM
29 Delete Barcelona time from clock
30 Set a countdown timer for 1 hour 15 minutes but do not start it
31 Turn on the Wake-up alarm in Bedtime
32 Change home time zone to Tokyo in clock
33 Modify silence after to 5 minutes
34 Close my 7:30AM alarm
35 Set an alarm at 3PM
36
37 # Contacts
38 Add John as a contacts and set his mobile phone number to be 12345678
```

```

39 Add a contacts whose first name is "John", last name is "Smith", mobile phone number is 12345678, and
    ↪ working email as 123456@gmail.com
40 Add a contacts whose name is Xu, set the working phone number to be 12345678 and mobile phone number
    ↪ to be 87654321
41 Add a contacts named Chen, whose company is Tsinghua University
42 Create a new label as work, and add Chen, Xu into it
43 Add a work phone number 00112233 to contacts Chen
44 Add birthday to Chen as 1996/10/24
45 Set contacts Xu's website to be abc.github.com
46 Edit a message to Xu, whose content is "Nice to meet you", but do not send it
47 Call Chen
48 Delete contacts Chen
49
50 # Maps
51 Add the address of openai to my Work place
52 Navigate from my location to Stanford University
53 Navigate from my location to University South
54 Navigate from my location to OpenAI
55 Navigate from my location to University of California, Berkeley
56
57 # Pi Music Player
58 Pause the currently playing song and seek to 1 minute and 27 seconds.
59 Play Lightship by Sonny Boy.
60 Sort the songs by duration time in ascending order.
61
62 # Setting
63 I do not want turn on wifi automatically, turn it off
64 Turn off my bluetooth
65 Turn my phone to Dark theme
66 Turn off Ring vibration
67 Check my default browser and change it to firefox
68 Open settings
69 Turn on airplane mode
70
71 # Zoom
72 Join meeting 0987654321, and set my name as 'Alice'. (You should not click join button, and leave it
    ↪ to user)
73 I need to join meeting 1234567890 without audio and video. (You should not click join button, and
    ↪ leave it to user)
74 Set auto connect to audio when wifi is connected in zoom settings.

```

Listing 1: Tasks randomly sampled from AndroidLab

C State Decomposition Results

Here we present some substates decomposition results using GPT-4o as base model for State Decomposer and Error cases.

<p>Task</p> <p>For March 8, 2024, jot down an income of 3.14 CNY with 'Weixin red packet' as the note.</p>
<p>Task Substate</p> <p>PageNode(state_id=0, content="Bluecoins app main page is visible", parent_id=None) PageNode(state_id=1, content="Transaction entry page is visible", parent_id=0) UnitNode(state_id=2, content="Date field displays 'March 8, 2024'", parent_id=1) UnitNode(state_id=3, content="Amount field displays '3.14 CNY'", parent_id=1) UnitNode(state_id=4, content="Note field contains the text 'Weixin red packet'", parent_id=1) UnitNode(state_id=5, content="Transaction type is set as 'Income'", parent_id=1)</p>
<p>Task</p> <p>Note down an expense of 768 CNY for May 11, 2024.</p>
<p>Task Substate</p> <p>PageNode(state_id=0, content="Bluecoins app main page is visible", parent_id=None) PageNode(state_id=1, content="Transaction entry page is visible", parent_id=0) UnitNode(state_id=2, content="Date field displays 'March 8, 2024'", parent_id=1) UnitNode(state_id=3, content="Amount field displays '3.14 CNY'", parent_id=1) UnitNode(state_id=4, content="Note field contains the text 'Weixin red packet'", parent_id=1) UnitNode(state_id=5, content="Transaction type is set as 'Income'", parent_id=1)</p>

Figure 3: Bluecoins task with its substates

<p>Task</p> <p>I want to add an event at 5:00PM today, whose Title is "work".</p>
<p>Task Substate</p> <p>PageNode(state_id=0, content="Calendar app main page is visible", parent_id=None)" PageNode(state_id=1, content="Event creation page is visible", parent_id=0)" UnitNode(state_id=2, content="The event title input field contains the text 'work'", parent_id=1)" UnitNode(state_id=3, content="The event time is set to 5:00PM", parent_id=1) PageNode(state_id=4, content="Event details page with title 'work' and time 5:00PM is visible"parent_id=1)</p>
<p>Task</p> <p>Arrange an event titled "homework" for me at May 21st, and set the notification time to be 10 minutes before.</p>
<p>Task Substate</p> <p>PageNode(state_id=0, content="Calendar app main page is visible", parent_id=None)" PageNode(state_id=1, content="Event creation page is visible", parent_id=0)" UnitNode(state_id=2, content="Event title is set to 'homework'", parent_id=1)" UnitNode(state_id=3, content="Event date is set to May 21st", parent_id=1)" UnitNode(state_id=4, content="Notification time is set to 10 minutes before", parent_id=1)"</p>

Figure 4: Calendar task with its substates

<p>Task Open the category named 'Tragedies'.</p>
<p>Task Substate PageNode(state_id=0, content="Cantook app is visible", parent_id=None) PageNode(state_id=1, content="Cantook main page is visible", parent_id=0) PageNode(state_id=2, content="Cantook categories page is visible", parent_id=1) PageNode(state_id=3, content="Tragedies category page is visible", parent_id=2)</p>
<p>Task Mark Hamlet as read.</p>
<p>Task Substate PageNode(state_id=0, content="Cantook main library page is visible", parent_id=None) UnitNode(state_id=1, content="The book titled 'Hamlet' is visible in the library", parent_id=0) PageNode(state_id=2, content="'Hamlet' book detail page is visible", parent_id=0) UnitNode(state_id=3, content="The 'Mark as Read' button is visible on 'Hamlet' book detail page", parent_id=2) UnitNode(state_id=4, content="'Hamlet' book is marked as read", parent_id=2)</p>

Figure 5: Cantook task with its substates

<p>Task Set an alarm for 3PM with the label "meeting" using Clock.</p>
<p>Task Substate PageNode(state_id=0, content="Clock app main page is visible", parent_id=None) PageNode(state_id=1, content="Alarm page is visible", parent_id=0) UnitNode(state_id=2, content="Alarm set for 3:00 PM is visible", parent_id=1) UnitNode(state_id=3, content="Alarm label is set to 'meeting'", parent_id=1)</p>
<p>Task Set an alarm for 6:45AM, disable vibrate and change ring song to Argon</p>
<p>Task Substate PageNode(state_id=0, content="Clock app main page is visible", parent_id=None) PageNode(state_id=1, content="Alarm tab is visible in the Clock app", parent_id=0) UnitNode(state_id=2, content="An alarm is set for 6:45 AM", parent_id=1) PageNode(state_id=3, content="Alarm settings page for 6:45 AM is visible", parent_id=1) UnitNode(state_id=4, content="Vibrate option is disabled for the 6:45 AM alarm", parent_id=3) PageNode(state_id=5, content="Ringtone selection page is visible", parent_id=3) UnitNode(state_id=6, content="Ringtone 'Argon' is selected for the 6:45 AM alarm", parent_id=5)</p>

Figure 6: Clock task with its substates

<p>Task Add a contacts named Chen, whose company is Tsinghua University</p>
<p>Task Substate PageNode(state_id=0, content="Contacts app main page is visible", parent_id=None) PageNode(state_id=1, content="Add new contact page is visible", parent_id=0) UnitNode(state_id=2, content="Name field in add new contact page contains the text 'Chen'", parent_id=1)" UnitNode(state_id=3, content="Company field in add new contact page contains the text 'Tsinghua University'", parent_id=1)" PageNode(state_id=4, content="Contact details page for 'Chen' is visible", parent_id=0)"</p>
<p>Task Set contacts Xu's website to be abc.github.com</p>
<p>Task Substate PageNode(state_id=0, content="Contacts app main page is visible", parent_id=None) PageNode(state_id=1, content="Contact details page for Xu is visible", parent_id=0) PageNode(state_id=2, content="Edit contact page for Xu is visible", parent_id=1) UnitNode(state_id=3, content="The website field in edit contact page contains the text 'abc.github.com'", parent_id=2)</p>

Figure 7: Contacts task with its substates

<p>Task Navigate from my location to Stanford University</p>
<p>Task Substate PageNode(state_id=0, content="Map app main page is visible", parent_id=None) PageNode(state_id=1, content="Directions page is visible", parent_id=0) UnitNode(state_id=2, content="The starting point in directions page is set to current location", parent_id=1) UnitNode(state_id=3, content="The destination in directions page contains the text 'Stanford University'", parent_id=1) PageNode(state_id=4, content="Route options page with directions to Stanford University is visible", parent_id=1)"</p>

Figure 8: Google Maps task with its substates

<p>Task Sort Pink Floyd's songs by duration time in descending order.</p>
<p>Task Substate PageNode(state_id=0, content="pimusic main page is visible", parent_id=None) PageNode(state_id=1, content="Pink Floyd artist page is visible", parent_id=0) PageNode(state_id=2, content="Pink Floyd songs list page is visible", parent_id=1) UnitNode(state_id=3, content="Sort option is set to duration descending", parent_id=2)</p>
<p>Task Create a playlist named 'Creepy' for me.</p>
<p>Task Substate PageNode(state_id=0, content="Pi Music Player app main page is visible", parent_id=None) PageNode(state_id=1, content="Playlist page is visible", parent_id=0) PageNode(state_id=2, content="Create new playlist page is visible", parent_id=1) UnitNode(state_id=3, content="Text input field contains the text 'Creepy'", parent_id=2) PageNode(state_id=4, content="Playlist 'Creepy' is created and visible in the playlist page", parent_id=1)</p>

Figure 9: Pi Music Player task with its substates

<p>Task Show battery percentage in status bar</p>
<p>Task Substate PageNode(state_id=0, content="Settings app main page is visible", parent_id=None) PageNode(state_id=1, content="Settings app's 'Battery' page is visible", parent_id=0) UnitNode(state_id=2, content="The 'Battery percentage' toggle switch is visible on the 'Battery' page", parent_id=1) UnitNode(state_id=3, content="The 'Battery percentage' toggle switch is turned on", parent_id=1)</p>
<p>Task Turn my phone to Dark theme</p>
<p>Task Substate PageNode(state_id=0, content="Settings app main page is visible", parent_id=None) PageNode(state_id=1, content="Display settings page is visible", parent_id=0) UnitNode(state_id=2, content="Dark theme toggle is visible and turned on", parent_id=1)</p>

Figure 10: Setting task with its substates

<p>Task Join meeting 0987654321, and set my name as 'Alice'. (You should not click join button, and leave it to user)</p>
<p>Task Substate PageNode(state_id=0, content="Zoom app main page is visible", parent_id=None)" PageNode(state_id=1, content="Join a Meeting page is visible", parent_id=0)" UnitNode(state_id=2, content="The Meeting ID field contains the text '0987654321'"parent_id=1) UnitNode(state_id=3, content="The Name field contains the text 'Alice'", parent_id=1)"</p>
<p>Task I need to join meeting 1234567890 without audio and video. (You should not click join button, and leave it to user)</p>
<p>Task Substate PageNode(state_id=0, content="Zoom app main page is visible", parent_id=None)" PageNode(state_id=1, content="Zoom meeting join page is visible", parent_id=0)" UnitNode(state_id=2, content="Meeting ID input field contains the text '1234567890'", parent_id=1)" UnitNode(state_id=3, content="Audio toggle is set to off", parent_id=1)" UnitNode(state_id=4, content="Video toggle is set to off", parent_id=1)"</p>

Figure 11: Zoom task with its substates

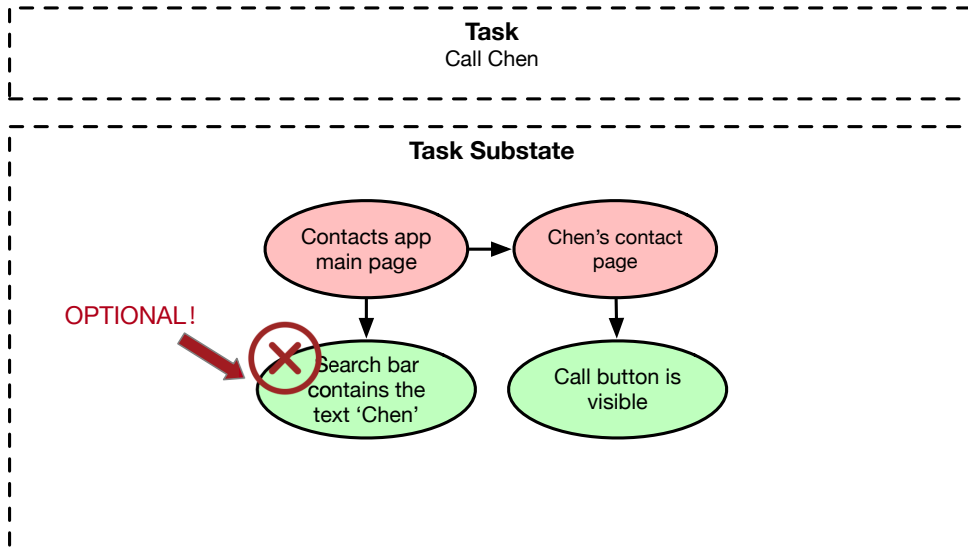


Figure 12: Optional Case. Agent can open Chen's contact page without using search bar, so the substate "Search bar contains the text 'Chen'" is optional.

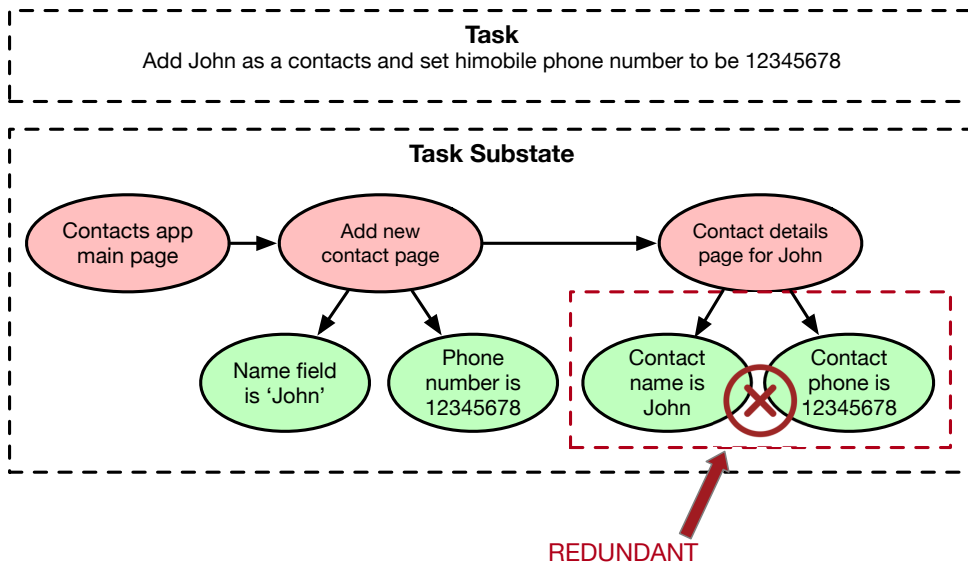


Figure 13: Redundant Case. Child StateNode of 'Contact details page for John' is duplicate with child StateNodes of 'Add new contact Page'.

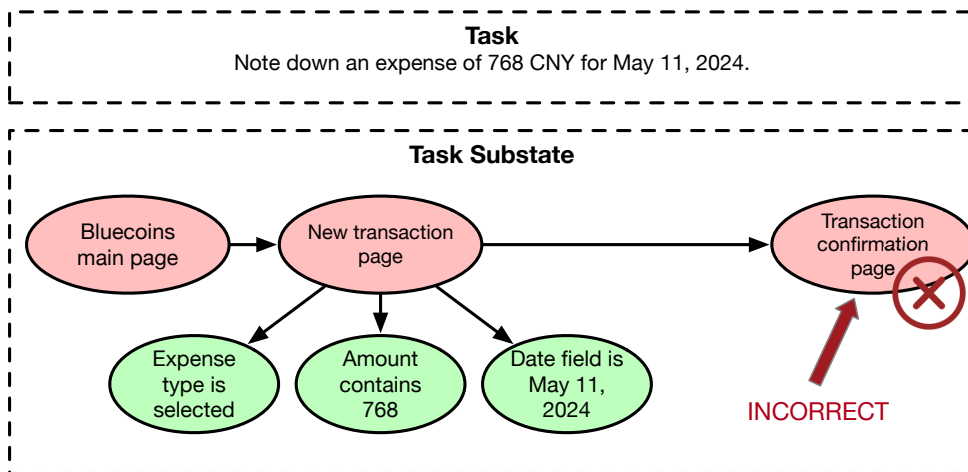


Figure 14: Incorrect Case. The substate 'Transaction confirmation page' is non-existent in Bluecoins, so the substate is incorrect.