

# Ballistic electron transport described by a fourth order Schrödinger equation

Giulia Elena Aliffi\*      Giovanni Nastasi†      Vittorio Romano‡

## Abstract

A fourth order Schrödinger equation for the description of charge transport in semiconductors in the ballistic regime is proposed with the inclusion of non parabolic effects in the dispersion relation in order to go beyond the simple effective mass approximation. Similarly to the standard (second order) Schrödinger equation, the problem is reduced to a finite spatial domain with appropriate transparent boundary conditions to simulate charge transport in a quantum coupler [1, 2, 3], where an active region representing an electron device is coupled to leads which take the role of reservoirs. Some analytical properties are investigated and a generalized formula for the current is obtained. Numerical results show the main features of the solutions of the new model. In particular, an effect of interference appears due to a richer wave structure than that arising for the Schrödinger equation in the effective mass approximation.

*MSC2020:* 81Q05, 35J10, 34L40

*Keywords:* Fourth Order Schrödinger Equation, Resonant Tunneling Diode, Transparent Boundary Conditions

## 1 Introduction

The enhanced miniaturization of modern electron devices makes mandatory to adopt a full quantum description of the charge transport. Among the main approaches for nanoscale devices, in the literature we find the use of the Wigner equation [4, 5, 6, 7, 8], the nonequilibrium Green function [9] and the Schrödinger equation [2, 3]. The latter has been employed for example for the simulation of resonant tunneling diodes [1, 10, 11, 12] in the ballistic regime, giving good characteristic curves, at least from a qualitative point of view. However, the Schrödinger equation is almost always employed in the effective mass approximation [13] obtained with a renormalization of the bare electron mass by a factor leading to a reduced mass that encompasses the presence of the periodic potential the charge carriers undergo inside the crystal lattice. The main aim of this article is to include non parabolic effects in the description of electron transport in nanoscale devices in order to go beyond the standard parabolic band approximation within the context of the Schrödinger equation. In fact, already in the semiclassical case the simple parabolic band approximation leads to an overestimation of the current and it is considered as not very accurate [14, 15, 16]. We expect a similar effect also in a full quantum setting. The

---

\*University of Catania, Department of Mathematics and Computer Science, Catania, Italy ([giuliaelena.aliffi@phd.unict.it](mailto:giuliaelena.aliffi@phd.unict.it)).

†University of Enna "Kore", Department of Engineering and Architecture, Enna, Italy ([giovanni.nastasi@unikore.it](mailto:giovanni.nastasi@unikore.it)).

‡University of Catania, Department of Mathematics and Computer Science, Catania, Italy (Corresponding author: [romano@dmf.unict.it](mailto:romano@dmf.unict.it)).

complete expression of the dispersion relation in a semiconductor can be obtained by numerical approaches [7, 15]. However, some analytical approximations are often adopted with results that improve those based on the simple parabolic band. In this paper, the Kane dispersion relation will be considered. Including the complete Kane dispersion relation in the Schrödinger equation is a daunting task; here we include some first order effects beyond the effective mass approximation obtaining a fourth order Schrödinger equation. Moreover, to take into account the additional non parabolic term in the dispersion relation, we have formulated a generalization of the Transparent Boundary Conditions (TBCs), already devised in [1, 2, 3] for the standard (second order) Schrödinger equation. We observe that in literature fourth order Schrödinger equation have already been considered in other contexts, e.g. in [17] for nonlinear Schrödinger-type equations with higher-order dispersion.

In the present article a one dimensional case will be investigated. We will be able to reduce the problem of solving the Schrödinger equation only in the active area with the new TBCs, obtaining a generalized Sturm-Liouville problem of fourth order. Some analytical properties of the new model are examined. It is proved that the resulting boundary value problem is well posed and an efficient numerical strategy is devised. Numerical results for a single particle under several kinds of potential - single step, single and double barrier, double barrier plus a linear potential - show that the new model reveals new features, in particular an effect of interference due to a richer wave structure than that arising for the Schrödinger equation in the effective mass approximation.

The plan of the paper is as follows. In Sec. 2 the fourth order Schrödinger equation is obtained by including the effect of non parabolicity up to the first order. In Sec. 3 the appropriate open boundary conditions are deduced and in Sec. 4 the well posedness of the resulting boundary value problem is proved under suitable conditions. Sec. 5 is devoted to the expression of the current for the fourth order Schrödinger equation while in the last section several numerical simulations are presented to show the difference with the standard Schrödinger equation in the effective mass approximation.

## 2 Fourth order Schrödinger equation

The general form of the dispersion relation in a semiconductor is obtained by solving the single electron Schrödinger equation under a periodic potential by employing the Bloch's theorem [7, 8, 18]. The complete form can be obtained only numerically, e.g. with the use of pseudo-potential [19, 20]. However, often in the applications analytical approximations are adopted [14]. Among these, one commonly used is the Kane dispersion relation, which in its isotropic form is given in implicit form as

$$\epsilon(k)(1 + \alpha\epsilon(k)) = \frac{\hbar^2 k^2}{2m^*} := \gamma^2, \quad (2.1)$$

where  $\epsilon(k)$  is the electron energy,  $k$  is the modulus of the electron wave-vector and  $m^*$  is the effective electron mass, for example for GaAs  $m^* = 0.067m_e$  with  $m_e$  bare electron mass. The positive parameter  $\alpha$  is named non parabolicity factor, since in the limit  $\alpha \rightarrow 0^+$  one recovers the standard parabolic band approximation

$$\epsilon(k) = \gamma^2. \quad (2.2)$$

If  $\alpha \neq 0$ , one has

$$\epsilon = \frac{-1 + \sqrt{1 + 4\alpha\gamma^2}}{2\alpha}. \quad (2.3)$$

The direct use of relation (2.3) into the Schrödinger equation (SE) for electron transport is not an easy task. The most straight-forward approach consists in writing the SE in the

momentum representation but in such a case the analogous formulation of the open boundary conditions similar to those in the coordinate representation, see for example [21], is still an open problem. However, since the parabolic band approximation gives results which are not very accurate in the semiclassical case [16, 22], it is desirable to include, in any case, effects due to non parabolicity in the charge transport. To this aim we proceed with a perturbative approach. For semiconductors one has  $0 < \alpha < 1$  (in unit of  $\text{eV}^{-1}$ ), so we can expand the dispersion relation as powers of  $\alpha$ . Formally we consider  $\alpha$  as a *small* parameter. Up to the first order, we get

$$\epsilon = \gamma^2 - \gamma^4 \alpha + o(\alpha^2) = \frac{p^2}{2m^*} - \alpha \frac{p^4}{4(m^*)^2} + o(\alpha^2), \quad (2.4)$$

where  $\mathbf{p} = \hbar \mathbf{k}$  is the crystal momentum and  $p$  its modulus.

By introducing the momentum operator expressed in terms of coordinates  $P = -i\hbar\nabla$ , we have

$$\epsilon \rightarrow -\frac{\hbar^2}{2m^*}\Delta - \frac{\hbar^4}{4(m^*)^2}\alpha\Delta^2 + \dots$$

Let us consider the stationary SE

$$H\Psi = E\Psi,$$

where  $\Psi$  is the stationary wave function,  $H = \epsilon(P) - qV(X)$  is the Hamiltonian and  $E$  is the eigen-energy, with  $V(\mathbf{x})$  the electrostatic potential and  $q$  elementary (positive) electron charge. By inserting the approximation of  $\epsilon$  up to first order in  $\alpha$ , we get the following fourth order stationary Schrödinger Equation (SE4) in the coordinate representation

$$-\alpha \frac{\hbar^4}{4(m^*)^2}\Delta^2\Psi - \frac{\hbar^2}{2m^*}\Delta\Psi - qV(\mathbf{x})\Psi = E\Psi. \quad (2.5)$$

In the following we set

$$a = -\frac{\hbar^4}{4(m^*)^2}\alpha$$

and assume the electrostatic potential  $V(\mathbf{x})$  as an external (assigned) field.

We observe that the approximate energy band

$$\epsilon(k) = \frac{p^2}{2m^*} - \alpha \frac{p^4}{4(m^*)^2}$$

vanishes for  $k = 0$  and for  $k = \pm\sqrt{\frac{2m^*}{\alpha}}$ . Therefore, we restrict the momentum to the set

$$\mathcal{B} = \left[ -\sqrt{\frac{2m^*}{\alpha}}, \sqrt{\frac{2m^*}{\alpha}} \right] \quad (2.6)$$

which represents a sort of Brillouin zone.

### 3 Transparent boundary conditions for the fourth order Schrödinger equation

A typical structure of electron device comprises several parts. A schematisation used in several papers [1, 2, 12] includes the semiconductor part plus the contacts which are considered as infinite waveguides, i.e. the access zones. In a one dimensional geometry, which is appropriate

for example for a resonant tunneling diode, the problem is posed on the real axis which is considered as the union of the half-line  $] - \infty, 0[$  representing the left contact (region *I*), the *active* region  $[0, L]$  (region *II*) representing the semiconductor device, namely, the area where all the relevant physical phenomena occur, and the half-line  $]L, +\infty[$  (region *III*) representing the right contact (see Fig. 1). The contacts are metallic and along them the electrostatic potential is constant. We assume that  $V(x)$  is continuous at each interface contact/semiconductor

$$V(x) = \begin{cases} V(0) & x < 0 \\ V(L) & x > L \end{cases} \quad (3.1)$$

and belonging to  $L^\infty(\mathbb{R})$ . In the sequel we set  $V(0) = V_0 = 0$  and  $V(L) = V_L \geq 0$ .

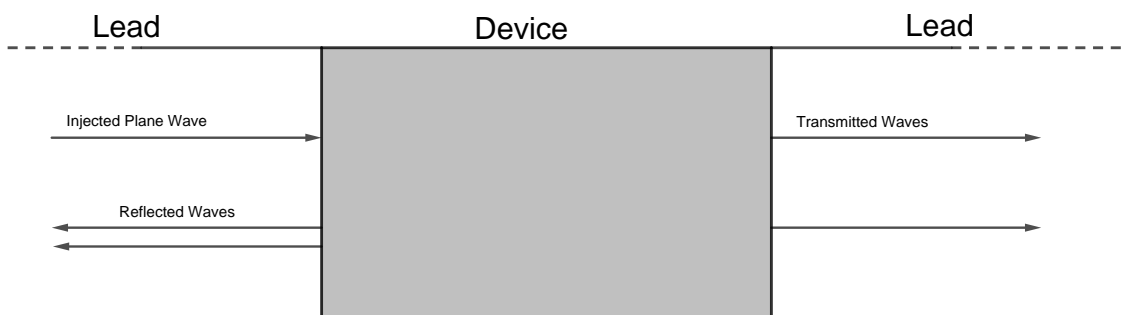


Figure 1: Schematic representation of an electron device and leads.

In principle, given  $V(x)$ , we have to solve the SE in all  $\mathbb{R}$ . The idea proposed in [1] and then adopted in several articles [10, 11, 12] is to devise appropriate boundary conditions at  $x = 0$  and  $x = L$ . In this way, the problem is reduced to a boundary value problem in  $[0, L]$ . The resulting SE augmented with the open boundary conditions is much more feasible for the numerical simulations.

We split the solution of SE4 as follows

$$\Psi(x) = \begin{cases} \Psi_I(x) & x < 0 \\ \Psi_{II}(x) & 0 \leq x \leq L \\ \Psi_{III}(x) & x > L \end{cases}$$

$\Psi_I(x)$  and  $\Psi_{III}(x)$  solve in the respective regions a SE with a constant potential. Electrons can enter the active region from both the contacts: from the left if  $p > 0$ , from the right if  $p < 0$ . They are assumed to be described by a plane wave in the entering waveguide. At the entering boundary they give rise to a reflected wave while at the other boundary to a transmitted one.

The TBCs have been obtained for the second order SE (hereafter SE2) for the first time in [1] and several analytical investigations have been performed in [2, 3, 23, 24]. Here we want to generalize such TBCs to the case of SE4. In region *I* SE4 admits four plane waves, two of them with positive momentum and the other two with negative momentum. Therefore a first difference between SE2 and SE4 is that the reflected part of the wave function is a combination

of two plane waves instead of one and as a consequence, two reflection coefficients  $r_1$  and  $r_2$  appear. Similarly, in region *III* we have two transmitting coefficients  $t_1$  and  $t_2$ .

In order to get the desired TBCs we impose the continuity of  $\Psi$  and its derivatives up to the third order at the edges of the active region.

**Remark 1.** *If one imposes the continuity of  $\Psi$  and its derivatives up to the second order at  $x = 0$  and  $x = L$ , the continuity of the third derivatives follows from the equation.*

Indeed, let us consider the one-dimensional fourth order stationary Schrödinger equation

$$a\Psi''''(x) - \frac{\hbar^2}{2m^*}\Psi''(x) - (qV(x) + E)\Psi(x) = 0, \quad x \in \mathbb{R}. \quad (3.2)$$

Let us take  $\delta > 0$  and integrate (3.2) in the interval  $[-\delta, \delta]$ . One gets

$$a \left[ \Psi''''(x) \right]_{x=-\delta}^{x=\delta} - \frac{\hbar^2}{2m^*} \left[ \Psi''(x) \right]_{x=-\delta}^{x=\delta} - \int_{-\delta}^{\delta} (qV(x) + E)\Psi(x) dx = 0$$

and, under the considered hypotheses, by taking the limit as  $\delta \rightarrow 0^+$  the continuity of  $\Psi''''$  at  $x = 0$  follows. Similar results holds at  $x = L$ .

**Remark 2.** *From the point of view of spectral theory for the SE, the natural assumption on the solutions of (3.2) is that*

$$\Psi \in W^{4,2}(\mathbb{R})$$

*from which it follows the continuity of  $\Psi$  and its derivatives up to order three by the Sobolev embedding theorems.*

Here  $W^{4,2}(\mathbb{R})$  represents the Sobolev space of the functions  $f : \mathbb{R} \rightarrow \mathbb{R}$  which admits generalized derivatives up to order 4 belonging to  $L^2(\mathbb{R})$ .

Now we proceed according to the sign of  $p$ .

**Case  $p > 0$ :** *electron waves are injected at  $x = 0$  and either reflected at  $x = 0$  or transmitted at  $x = L$ .*

We assume the following ansatz:

$$\begin{cases} \Psi_I(x) = e^{ik_1x} + r_1e^{-ik_1x} + r_2e^{-ik_2x}, & x < 0 \\ \Psi_{III}(x) = t_1e^{ik_3x} + t_2e^{ik_4x}, & x > L \end{cases} \quad (3.3)$$

where  $k_1 = p/\hbar$ , with  $r_i, t_i \in \mathbb{C}$ ,  $i = 1, 2$  and  $k_i > 0$ ,  $i = 1, \dots, 4$ .

From the continuity of  $\Psi$  and its derivatives in  $x = 0$  up to the third order, one gets

$$1 + r_1 + r_2 = \Psi_{II}(0) \quad (3.4)$$

$$ik_1 - ir_1k_1 - ir_2k_2 = \Psi'_{II}(0) \quad (3.5)$$

$$-k_1^2 - r_1k_1^2 - r_2k_2^2 = \Psi''_{II}(0) \quad (3.6)$$

$$-ik_1^3 + ir_1k_1^3 + ir_2k_2^3 = \Psi'''_{II}(0) \quad (3.7)$$

If  $k_1 \neq k_2$  from the conditions (3.4), (3.5) we find<sup>1</sup> the reflection coefficients

---

<sup>1</sup>For the sake of simplicity, we write  $\Psi := \Psi_{II}$ .

$$r_1 = \frac{\Psi'(0) + ik_2\Psi(0) - ik_2 - ik_1}{ik_2 - ik_1}, \quad (3.8)$$

$$r_2 = \frac{-\Psi'(0) - ik_1\Psi(0) + 2ik_1}{ik_2 - ik_1}. \quad (3.9)$$

If we substitute (3.8), (3.9) in (3.6), (3.7) one obtain the boundary conditions at  $x = 0$

$$i\Psi''(0) - \Psi'(0)(k_1 + k_2) - i\Psi(0)k_1k_2 + 2ik_1(k_1 + k_2) = 0, \quad (3.10)$$

$$i\Psi'''(0) + i\Psi'(0)(k_1^2 + k_2^2 + k_1k_2) - \Psi(0)k_1k_2(k_2 + k_1) + 2k_1k_2(k_1 + k_2) = 0. \quad (3.11)$$

If  $k_1 = k_2$  from the conditions (3.4), (3.5) one has

$$\begin{cases} r_1 + r_2 = \Psi(0) - 1 \\ ik_1(r_1 + r_2) = ik_1 - \Psi'(0) \end{cases} \Rightarrow 2ik_1 = \Psi'(0) + ik_1\Psi(0) \quad (3.12)$$

Similarly from the conditions (3.6), (3.7) if  $k_1 = k_2$ , one has

$$\begin{cases} k_1^2(-1 - r_1 - r_2) = \Psi''(0) \\ ik_1^3(-1 + r_1 + r_2) = \Psi'''(0) \end{cases} \Rightarrow -2ik_1^3 = ik_1\Psi''(0) + \Psi'''(0) \quad (3.13)$$

Note that in the case  $k_1 = k_2$  we have just one reflection coefficient given by  $r_1 + r_2$  and the boundary condition at  $x = 0$  steams as compatibility relation.

Now we seek the transmission coefficients. From the continuity of  $\Psi$  and its derivatives up to third order in  $x = L$  we get

$$t_1e^{ik_3L} + t_2e^{ik_4L} = \Psi(L), \quad (3.14)$$

$$ik_3t_1e^{ik_3L} + ik_4t_2e^{ik_4L} = \Psi'(L), \quad (3.15)$$

$$-t_1k_3^2e^{ik_3L} - t_2k_4^2e^{ik_4L} = \Psi''(L), \quad (3.16)$$

$$-it_1k_3^3e^{ik_3L} - it_2k_4^3e^{ik_4L} = \Psi'''(L). \quad (3.17)$$

If  $k_3 \neq k_4$  from the conditions (3.14), (3.15) one has<sup>2</sup>

$$t_1 = \frac{ik_4\Psi(L) - \Psi'(L)}{ie^{ik_3L}(k_4 - k_3)}, \quad (3.18)$$

$$t_2 = \frac{\Psi'(L) - ik_3\Psi(L)}{ie^{ik_4L}(k_4 - k_3)}. \quad (3.19)$$

If we substitute (3.18), (3.19) in (3.16), (3.17), we find the boundary conditions

$$i\Psi''(L) + \Psi'(L)(k_3 + k_4) - i\Psi(L)k_3k_4 = 0, \quad (3.20)$$

$$\Psi'''(L) + \Psi'(L)(k_3^2 + k_4^2 + k_3k_4) - i\Psi(L)k_3k_4(k_3 + k_4) = 0. \quad (3.21)$$

If  $k_3 = k_4$  from the conditions (3.14), (3.15) we get

$$\begin{cases} (t_1 + t_2)e^{ik_3L} = \Psi(L) \\ i(t_1 + t_2)k_3e^{ik_3L} = \Psi'(L) \end{cases} \Rightarrow \Psi'(L) = ik_3\Psi(L) \quad (3.22)$$

and similarly from the conditions (3.16), (3.17)

$$\begin{cases} -(t_1 + t_2)k_3^2e^{ik_3L} = \Psi''(L) \\ -i(t_1 + t_2)k_3^3e^{ik_3L} = \Psi'''(L) \end{cases} \Rightarrow \Psi'''(L) = ik_3\Psi''(L) \quad (3.23)$$

---

<sup>2</sup>For the sake of simplicity, we write  $\Psi := \Psi_{II}$ .

Note that in the case  $k_3 = k_4$  as for the reflection coefficients we have just one transmission coefficient given by  $t_1 + t_2$  and the boundary condition at  $x = L$  steams as compatibility relation.

Now we pass to evaluate the wave-vectors  $k_i$ . In the region  $x < 0$ , after substituting the ansatz in the Schrödinger equation (3.2) and by using the independence of the function  $e^{-ik_i x}$  for different  $k_i$ 's, one has

$$ak_1^4 + \frac{\hbar^2}{2m^*}k_1^2 - (qV(0) + E) = 0, \quad (3.24)$$

$$ak_2^4 + \frac{\hbar^2}{2m^*}k_2^2 - (qV(0) + E) = 0, \quad (3.25)$$

Since  $k_1$  is given, from (3.24) we find the value of the energy

$$E = \frac{\hbar^2}{2m^*}k_1^2 + ak_1^4 - qV(0) \quad (3.26)$$

while  $k_2$  is the positive solutions of (3.25) distinct from  $k_1$  (we recall that  $a < 0$  and  $E > 0$  if  $k_1 \in \mathcal{B}$ ).

On the other hand, using the ansatz in (3.2), for  $x > L$  with arguments similar to the case  $x < 0$  we get

$$k_{3,4} = \sqrt{-\frac{\hbar^2}{4m^*a} \pm \frac{1}{2a} \sqrt{\frac{\hbar^4}{4(m^*)^2} + 4a(qV(L) + E)}}. \quad (3.27)$$

Here for  $\beta \in \mathbb{R}$ ,  $\sqrt{\beta}$  must be intended as the positive square root if  $\beta \geq 0$ . If we get complex roots  $\pm(\delta + i\sigma)$  then we have to choose the sign that leads to an evanescent wave in considered region. Therefore, for  $x > L$ , we have to take the sign  $+$ .

**Case  $p < 0$ :** *electron waves are injected at  $x = L$  and either reflected at  $x = L$  or transmitted at  $x = 0$ .*

This time we assume the following ansatz

$$\Psi(x) = \begin{cases} \Psi_I(x) = t_1 e^{-ik_3(x-L)} + t_2 e^{-ik_4(x-L)}, & \text{if } x < 0, \\ \Psi_{II}(x), & \text{if } 0 < x < L, \\ \Psi_{III}(x) = e^{ik_1(x-L)} + r_1 e^{-ik_1(x-L)} + r_2 e^{-ik_2(x-L)}, & \text{if } x > L. \end{cases} \quad (3.28)$$

with  $r_i, t_i \in \mathbb{C}$ ,  $i = 1, 2$ , and  $k_i > 0$ ,  $i = 1, 2, 3, 4$ .

With calculations analogous to the case  $p > 0$ , if  $k_1 \neq k_2$  and  $k_3 \neq k_4$  we get the following boundary conditions

$$i\Psi''(0) - \Psi'(0)(k_3 + k_4) - i\Psi(0)k_3k_4 = 0, \quad (3.29)$$

$$\Psi'''(0) + \Psi'(0)(k_3^2 + k_3k_4 + k_4^2) + i\Psi(0)k_3k_4(k_3 + k_4) = 0, \quad (3.30)$$

$$i\Psi''(L) - \Psi'(L)(k_1 + k_2) - i\Psi(L)k_1k_2 + 2ik_1(k_1 + k_2) = 0, \quad (3.31)$$

$$i\Psi'''(L) + i\Psi'(L)(k_1^2 + k_1k_2 + k_2^2) - \Psi(L)k_1k_2(k_1 + k_2) + 2k_1k_2(k_2 + k_1) = 0. \quad (3.32)$$

If  $k_3 = k_4$  instead of (3.29),(3.30) one has

$$\Psi'(0) = -ik_3\Psi(0), \quad (3.33)$$

$$\Psi'''(0) = -ik_3\Psi''(0), \quad (3.34)$$

while if  $k_1 = k_2$  instead of (3.31),(3.32) one has

$$2ik_1 = \Psi'(L) + ik_1\Psi(L), \quad (3.35)$$

$$-2ik_1^3 = \Psi'''(L) + ik_1\Psi''(L). \quad (3.36)$$

Now the energy is given by  $E = \frac{\hbar^2}{2m^*}k_1^2 + ak_1^4 - qV(L)$ .

As for the case  $p > 0$ , if we get complex roots  $\pm(\delta + i\sigma)$  then we have to choose the sign that leads to an evanescent wave in considered region. Therefore, for  $x > L$ , we have to take the sign  $-$ .

## 4 Well posedness of the fourth order Schrödinger equation with open boundary conditions

We want to establish some conditions for the well posedness of SE4 with the open boundary conditions devised in the previous section. Due to the symmetry of the problem we will investigate only the the case  $p > 0$  but the results are valid also when  $p < 0$ . Existence and uniqueness results have been established in [2, 3] for the classical (second order) Schrödinger equation but SE4 is much more complex to tackle, so at the present time we are able to get the same properties only under suitable conditions. These will be checked numerically in the last section.

In the sequel we will denote with  $W^{4,1}(0, L)$  the Sobolev space

$$W^{4,1}(0, L) = \{u \in L^1(0, L) : D_\alpha u \in L^1(0, L), \forall \alpha, |\alpha| \leq 4\}$$

where  $D_\alpha u$  denotes the generalized derivative of order  $\alpha$ .

**Proposition 1.** *Let  $V(x) \in L^\infty(0, L)$  and be real; let  $p \in \mathcal{B}$  positive be the momentum of an incoming electron from the left waveguide. If  $k_1 \neq k_2$  and  $k_3 \neq k_4$  then equation (3.2) with the boundary conditions (3.10), (3.11), (3.20), (3.21) admits a unique solution belonging to  $W^{4,1}(0, L)$  provided that the determinant of the matrix*

$$A = \begin{pmatrix} -ik_2k_1 & -(k_1 + k_2) & i & 0 \\ -k_1k_2(k_1 + k_2) & i(k_2^2 + k_1^2 + k_2k_1) & 0 & i \\ a_{30} & a_{31} & a_{32} & a_{33} \\ a_{40} & a_{41} & a_{42} & a_{43} \end{pmatrix} \quad (4.1)$$

does not vanishes. Here

$$\begin{cases} a_{3j} = i\varphi_j''(L) + \varphi_j'(L)(k_3 + k_4) - ik_3k_4\varphi_j(L), \\ a_{4j} = \varphi_j'''(L) + \varphi_j'(L)(k_4^2 + k_3^2 + k_3k_4) - ik_3k_4(k_4 + k_3)\varphi_j(L) \end{cases} \quad j = 0, \dots, 3$$

and  $\varphi_j(x)$   $j= 0, \dots, 3$  are the solutions of the Cauchy problems given by (3.2) with boundary conditions

$$\begin{aligned} \varphi_0(0) &= 1, & \varphi_0'(0) &= 0, & \varphi_0''(0) &= 0, & \varphi_0'''(0) &= 0; \\ \varphi_1(0) &= 0, & \varphi_1'(0) &= 1, & \varphi_1''(0) &= 0, & \varphi_1'''(0) &= 0; \\ \varphi_2(0) &= 0, & \varphi_2'(0) &= 0, & \varphi_2''(0) &= 1, & \varphi_2'''(0) &= 0; \\ \varphi_3(0) &= 0, & \varphi_3'(0) &= 0, & \varphi_3''(0) &= 0, & \varphi_3'''(0) &= 1. \end{aligned} \quad (4.2)$$



*Proof.* First we observe that under the hypothesis on  $V(x)$  the coefficients of the linear equation (3.2) are in  $L^1_{loc}(0, L)$  (the set of locally summable functions in  $(0, L)$ ). Therefore the Cauchy problem associated to (3.2) admits a unique solution belonging to  $W^{4,1}(0, L)$  [25]. The functions  $(\varphi_0, \varphi_1, \varphi_3, \varphi_4)$  are a basis of the solutions of equation (3.2). Therefore, the general solution of (3.2) can be written as a linear combination of  $\varphi_i$ ,  $i = 0, \dots, 3$ ,

$$\Psi(x) = \sum_{j=0}^3 c_j \varphi_j(x)$$

with  $c_0 = \Psi(0)$ ,  $c_1 = \Psi'(0)$ ,  $c_2 = \Psi''(0)$ ,  $c_3 = \Psi'''(0)$ . Consequently, the boundary conditions (3.10), (3.11), (3.20), (3.21) yield the following linear system for the  $c_j$ 's

$$ic_2 - c_1(k_1 + k_2) - c_0 ik_2 k_1 = S_1 \quad (4.3)$$

$$ic_3 + ic_1(k_2^2 + k_1^2 + k_2 k_1) - c_0 k_1 k_2(k_1 + k_2) = S_2 \quad (4.4)$$

$$\sum_{j=0}^3 \left[ i\varphi_j''(L) + \varphi_j'(L)(k_3 + k_4) - ik_3 k_4 \varphi_j(L) \right] c_j = R_1 \quad (4.5)$$

$$\sum_{j=0}^3 \left[ \varphi_j'''(L) + \varphi_j'(L)(k_4^2 + k_3^2 + k_3 k_4) - ik_3 k_4(k_4 + k_3) \varphi_j(L) \right] c_j = R_2 \quad (4.6)$$

with  $S_1 = -2ik_1(k_1 + k_2)$ ,  $S_2 = -2k_1 k_2(k_1 + k_2)$ ,  $R_1 = 0$ ,  $R_2 = 0$ . We have the existence of a unique solution if and only if the matrix  $A$  is invertible.  $\square$

**Remark 3.** *The boundary value problem made of (3.2) with the boundary conditions (3.10), (3.11), (3.20), (3.21) constitutes a generalized Sturm-Liouville problem. According to the Fredholm alternative theorem we have either both existence and uniqueness of the solution or the lack of both of them, apart some exceptional cases.*

**Remark 4.** *In the case of a constant electrostatic potential the plane waves  $e^{i\frac{p}{\hbar}x}$  are solutions of (3.2) with the boundary conditions (3.10), (3.11), (3.20), (3.21), as it is possible to verify by a simple direct calculation.*

Analogous results can be obtained if  $k_1 = k_2$  and/or  $k_3 = k_4$ .

If  $k_1 = k_2$  and  $k_3 \neq k_4$  the boundary conditions give rise to the following linear system

$$c_1 + ik_1 c_0 = S_1 \quad (4.7)$$

$$c_3 + ic_1 k_1 c_2 = S_2 \quad (4.8)$$

$$\sum_{j=0}^3 \left[ i\varphi_j''(L) + \varphi_j'(L)(k_3 + k_4) - ik_3 k_4 \varphi_j(L) \right] c_j = R_1 \quad (4.9)$$

$$\sum_{j=0}^3 \left[ \varphi_j'''(L) + \varphi_j'(L)(k_4^2 + k_3^2 + k_3 k_4) - ik_3 k_4(k_4 + k_3) \varphi_j(L) \right] c_j = R_2 \quad (4.10)$$

where  $S_1 = 2ik_1$ ,  $S_2 = -2ik_1^3$ .

If  $k_1 \neq k_2$  and  $k_3 = k_4$  the boundary conditions give rise to the following liner system

$$ic_2 - c_1(k_1 + k_2) - c_0ik_2k_1 = S_1 \quad (4.11)$$

$$ic_3 + ic_1(k_2^2 + k_1^2 + k_2k_1) - c_0k_1k_2(k_1 + k_2) = S_2 \quad (4.12)$$

$$\sum_{j=0}^3 \left[ \varphi_j'(L) - ik_3\varphi_j(L) \right] c_j = R_1 \quad (4.13)$$

$$\sum_{j=0}^3 \left[ \varphi_j'''(L) - ik_3\varphi_j''(L) \right] c_j = R_2. \quad (4.14)$$

where with  $S_1 = -2ik_1(k_1 + k_2)$ ,  $S_2 = -2k_1k_2(k_1 + k_2)$ ,  $R_1 = 0$ ,  $R_2 = 0$ .

In the case  $k_1 = k_2$  and  $k_3 \neq k_4$ , the boundary conditions lead to equations (4.7), (4.8), (4.13), (4.14).

## 4.1 Example: step function potential

As an example of application of Proposition 1 we consider a potential having the following shape

$$V(x) = \begin{cases} 0 & \text{if } x \in [0, \frac{L}{2}[ \\ V_L & \text{if } x \in [\frac{L}{2}, L] \end{cases}$$

Observe that a step potential naturally appears in hetero-junctions made putting together two semiconductor materials possessing different work functions.

For SE2 we seek the fundamental solutions  $\varphi_j$ ,  $j = 0, 1$  having the form

$$\varphi_j(x) = \begin{cases} d_{j,1}e^{i\frac{p}{\hbar}x} + d_{j,2}e^{-i\frac{p}{\hbar}x} & \text{if } x \in [0, \frac{L}{2}] \\ m_{j,1}e^{i\frac{p}{\hbar}x} + m_{j,2}e^{-i\frac{p}{\hbar}x} & \text{in } x \in [\frac{L}{2}, L] \end{cases} \quad (4.15)$$

with coefficients  $d_{j,1}, d_{j,2}, m_{j,1}, m_{j,2}$  to be determined. If we impose  $\varphi_j^{(i)}(0) = \delta_{ij}$ ,  $i = 0, 1$  we get  $d_{j,i}$ ,  $i, j = 0, 1$  whereas, if we impose  $\varphi_j^{(i)}((\frac{L}{2})^-) = \varphi_j^{(i)}((\frac{L}{2})^+)$ ,  $i, j = 0, 1$ , we get  $m_{j,i}$ ,  $i, j = 0, 1$ .

Similarly, for SE4 we look for fundamental solutions  $\varphi_j$ ,  $j = 0, 1, 2, 3$  of the type

$$\varphi_j(x) = \begin{cases} d_{j,1}e^{ik_1x} + d_{j,2}e^{ik_2x} + d_{j,3}e^{-ik_1x} + d_{j,4}e^{-ik_2x} & \text{if } x \in [0, \frac{L}{2}] \\ m_{j,1}e^{ik_3x} + m_{j,2}e^{ik_4x} + m_{j,3}e^{-ik_3x} + m_{j,4}e^{-ik_4x} & \text{if } x \in [\frac{L}{2}, L] \end{cases} \quad (4.16)$$

with coefficient  $d_{i,j}$  and  $m_{i,j}$ ,  $i, j = 0, 1, 2, 3$ , to be determined. If we impose  $\varphi_j^{(i)}(0) = \delta_{ij}$ ,  $i, j = 0, 1, 2, 3$ , we get the following system

$$A\mathbf{d}_j = \mathbf{b}_j$$

where

$$A = \begin{bmatrix} 1 & 1 & 1 & 1 \\ ik_1 & ik_2 & -ik_1 & -ik_2 \\ -k_1^2 & -k_2^2 & -k_1^2 & -k_2^2 \\ -ik_1^3 & -ik_2^3 & ik_1^3 & ik_2^3 \end{bmatrix}, \quad \mathbf{d}_j = \begin{bmatrix} d_{j,1} \\ d_{j,2} \\ d_{j,3} \\ d_{j,4} \end{bmatrix}, \quad \mathbf{b}_j = \begin{bmatrix} 0 \\ \vdots \\ 1 \\ \vdots \\ 0 \end{bmatrix} \leftarrow j$$

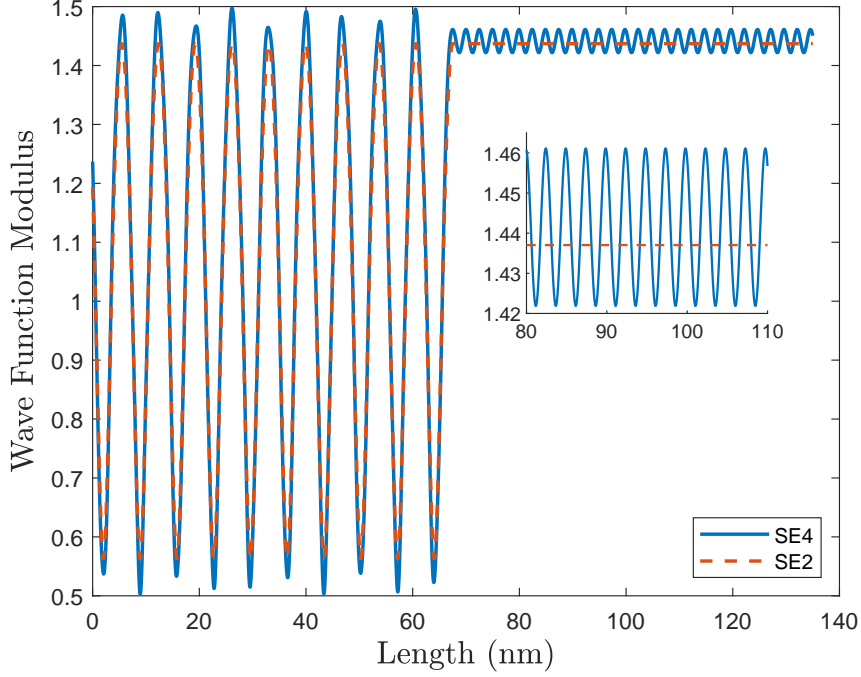
Then if we impose  $\varphi_j^{(i)}((\frac{L}{2})^-) = \varphi_j^{(i)}((\frac{L}{2})^+)$ ,  $i, j = 0, 1, 2, 3$ , we get also the coefficients  $m_{j,i}$ ,  $i = 1, 2, 3, 4$ ,

In Fig. 2, the modulus of the wave-function in the case  $V_L = -0.1$  V (a) and  $V_L = 0.3$  V (b) with incoming wave vector  $k_1 = 0.4558 \text{ nm}^{-1}$  is shown by comparing the numerical solution of SE4 with that of SE2. We set  $\alpha = 0.242 \text{ eV}^{-1}$  and  $m^* = 0.067m_e$ , which are appropriate

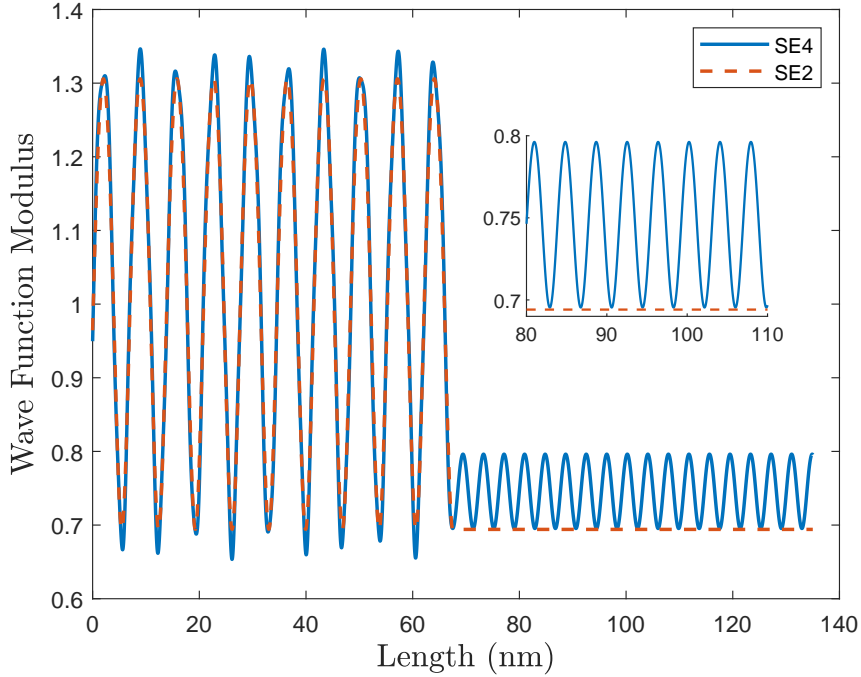
for electrons of the  $L$ -valley in GaAs, and  $L = 135$  nm. Here and in the following section we consider typical times of the order of one femtosecond (fs) and energy of the order of  $k_B T$ , with  $T$  absolute temperature. Assuming a room temperature (300 K) we get for the Planck constant the value  $\hbar = 0.6582$  eV fs.

The most evident difference is the fact that in the region  $[\frac{L}{2}, L]$  SE2 predicts a plane wave, which has a constant modulus, while the solution of SE4 is the superposition of two plane waves which produces interference, as well evident from Fig. 2. The difference is more marked in the case  $V_L = 0.3$  V. Instead, the solutions to SE2 and SE4 are in good agreement in the interval  $[0, \frac{L}{2}]$ , although there are some slight discrepancy in the extrema.

Even simple, this example clearly reveals that the non parabolic corrections to the dispersion relation can produce interesting effects such as the observed interference. The passage through the device transforms an incoming electron in a coherent state described by a simple wave to an outgoing scattering state which is the superposition of two plane waves.



(a) Case  $V_0 = 0$  V,  $V_L = -0.1$  V.



(b) Case  $V_0 = 0$  V,  $V_L = 0.3$  V.

Figure 2: Comparison between the analytical solutions of SE2 and SE4 in the presence of a stepwise potential setting  $k_1 = 0.4558$  nm<sup>-1</sup>,  $\alpha = 0.242$  eV<sup>-1</sup>,  $L = 135$  nm.

## 5 Expression of the probability current

The evolution equation for the square modulus of the wavefunction can be written in a divergence form with a flux which represents for unit charge the current of the single electron. We want to derive the expression of the current for the SE4.

The non stationary version of (2.5) in general dimension reads

$$i\hbar \frac{\partial \Psi}{\partial t}(\mathbf{x}, t) = -\alpha \frac{\hbar^4}{4(m^*)^2} \Delta^2 \Psi(\mathbf{x}, t) - \frac{\hbar^2}{2m^*} \Delta \Psi(\mathbf{x}, t) - qV(\mathbf{x})\Psi(\mathbf{x}, t). \quad (5.1)$$

**Proposition 2.** *The evolution of  $|\Psi(\mathbf{x}, t)|^2$  satisfies the equation in divergence form*

$$\frac{\partial}{\partial t} |\Psi(\mathbf{x}, t)|^2 + \nabla \cdot \mathbf{J} = 0, \quad (5.2)$$

where  $\mathbf{J}$  represents the single electron probability current density for unit charge

$$\mathbf{J} = \Im \mathbf{m} \left( \frac{\hbar}{m^*} \bar{\Psi} \nabla \Psi + \frac{\alpha \hbar^3}{2m^*} (\bar{\Psi} \nabla \Delta^2 \Psi - \nabla \bar{\Psi} \Delta^2 \Psi) \right). \quad (5.3)$$

*Proof.* Multiplying (5.1) by  $\bar{\Psi}$  we have

$$i\hbar \bar{\Psi} \frac{\partial \Psi}{\partial t}(\mathbf{x}, t) = -\alpha \frac{\hbar^4}{4(m^*)^2} \bar{\Psi} \Delta^2 \Psi(\mathbf{x}, t) - \frac{\hbar^2}{2m^*} \bar{\Psi} \Delta \Psi(\mathbf{x}, t) - qV(\mathbf{x}) |\Psi(\mathbf{x}, t)|^2. \quad (5.4)$$

By taking the complex conjugate of (5.4) we have

$$-i\hbar \Psi \frac{\partial \bar{\Psi}}{\partial t}(\mathbf{x}, t) = -\alpha \frac{\hbar^4}{4(m^*)^2} \Psi \Delta^2 \bar{\Psi}(\mathbf{x}, t) - \frac{\hbar^2}{2m^*} \Psi \Delta \bar{\Psi}(\mathbf{x}, t) - qV(\mathbf{x}) |\Psi(\mathbf{x}, t)|^2 \quad (5.5)$$

and by subtracting one gets

$$i\hbar \frac{\partial |\Psi|^2}{\partial t}(\mathbf{x}, t) + \alpha \frac{\hbar^4}{4(m^*)^2} (\bar{\Psi} \Delta^2 \Psi(\mathbf{x}, t) - \Psi \Delta^2 \bar{\Psi}(\mathbf{x}, t)) + \frac{\hbar^2}{2m^*} (\bar{\Psi} \Delta \Psi(\mathbf{x}, t) - \Psi \Delta \bar{\Psi}(\mathbf{x}, t)) = 0 \quad (5.6)$$

We observe that

$$\begin{aligned} \bar{\Psi} \Delta \Psi(\mathbf{x}, t) - \Psi \Delta \bar{\Psi}(\mathbf{x}, t) &= \nabla \cdot (\bar{\Psi} \nabla \Psi(\mathbf{x}, t) - \Psi \nabla \bar{\Psi}(\mathbf{x}, t)) \\ \bar{\Psi} \Delta^2 \Psi(\mathbf{x}, t) - \Psi \Delta^2 \bar{\Psi}(\mathbf{x}, t) &= \\ \nabla \cdot (\bar{\Psi} \nabla (\Delta \Psi(\mathbf{x}, t)) - \Psi \nabla (\Delta \bar{\Psi}(\mathbf{x}, t))) &- \nabla \bar{\Psi} \cdot \nabla (\Delta \Psi(\mathbf{x}, t)) + \nabla \Psi \cdot \nabla (\Delta \bar{\Psi}(\mathbf{x}, t)). \end{aligned}$$

Since

$$\begin{aligned} \nabla \bar{\Psi} \cdot \nabla (\Delta \Psi(\mathbf{x}, t)) &= \nabla \cdot (\nabla \bar{\Psi} \cdot \Delta \Psi(\mathbf{x}, t)) - \Delta \bar{\Psi} \Delta \Psi, \\ \nabla \Psi \cdot \nabla (\Delta \bar{\Psi}(\mathbf{x}, t)) &= \nabla \cdot (\nabla \Psi \cdot \Delta \bar{\Psi}(\mathbf{x}, t)) - \Delta \bar{\Psi} \Delta \Psi, \end{aligned}$$

the proof is complete.  $\square$

In the one dimensional case the current reads

$$J = \Im \mathbf{m} \left( \frac{\hbar}{m^*} \bar{\Psi} \Psi' + \frac{\alpha \hbar^3}{2(m^*)^2} (\bar{\Psi} \Psi''' - \bar{\Psi}' \Psi'') \right). \quad (5.7)$$

In the limit  $\alpha \rightarrow 0^+$  the classical expression of  $\mathbf{J}$  is recovered.

Observe that smoothness of the solutions is guaranteed up to third order derivatives, so  $J$  is well-defined.

As example, let us consider a plane wave  $\Psi = e^{ikx}$  with  $k = \frac{p}{\hbar}$ . In such a case  $J$  can be explicitly written as a sum of two components  $J_0, J_1$  with  $J_0 = \frac{\hbar k}{m}$  and  $J_1 = -\alpha \frac{\hbar^3 k^3}{m^*2}$ . In Fig. 3, the values of  $J$  versus the wave-vector is plotted setting  $\alpha = 0.242 \text{ eV}^{-1}$ . We see that the current is lower than that one has in the effective mass approximation, even if the difference is significant for values of  $k$  greater than about  $0.4 \text{ nm}^{-1}$ .

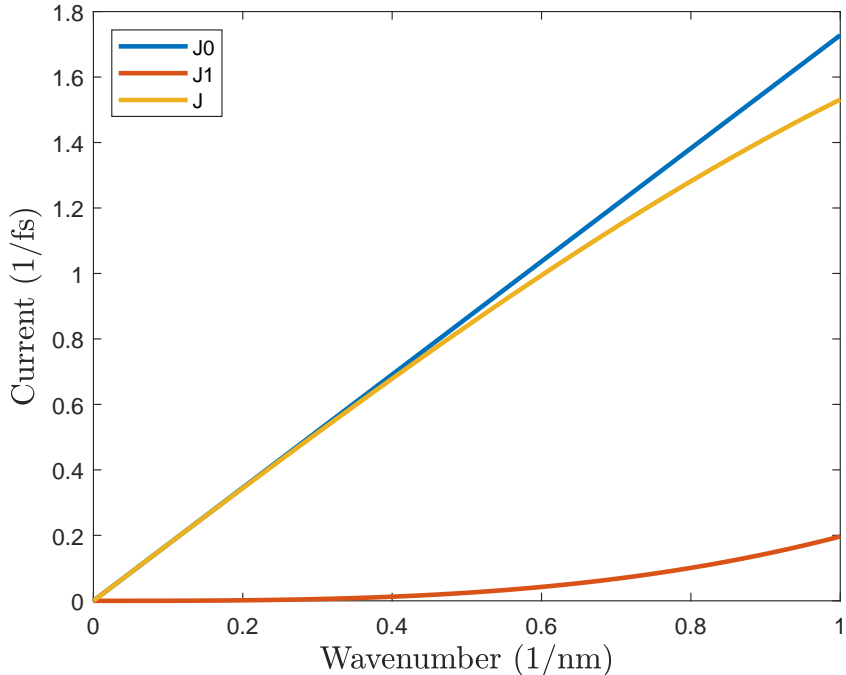


Figure 3: Current of the plane wave versus the wave vector  $k$  when  $\alpha = 0.242 \text{ eV}^{-1}$

## 6 Numerical simulations

Apart the theoretical interest, Proposition 1 furnishes a very efficient way to solve numerically eq. (2.5). We solve the latter with initial conditions (4.2) by using a high order numerical method for ODEs getting the basic functions  $\varphi_r(x)$ ,  $r = 0, 1, 2, 3$ , along with their derivatives up to order three. Specifically, the MATLAB [26] implementation of the Verner's "most robust" Runge-Kutta 9(8) pair with an 8th-order continuous extension [27] has been adopted. By inserting the values of the functions  $\varphi_r(x)$  in the boundary conditions (4) one obtains the coefficients  $c_r$ ,  $r = 0, 1, 2, 3$ , and therefore the solution of eq. (2.5). As byproduct, since also the derivatives up to order three are obtained because one has to rewrite the Schrödinger equation as a system of first order ODEs, it is straightforward to evaluate the current (5.3).

A crucial point is that the potential  $V(x)$  may have discontinuities with a consequent loss of regularity. In the cases we are going to investigate,  $V(x)$  is piecewise smooth, so we solve eq. (2.5) with initial conditions (4.2) in each interval of regularity of the potential matching the initial data in each subinterval. More in detail, let us suppose that there exist disjoint sub-intervals

$$I_0 = [0, a_1), I_1 = (a_1, a_2), \dots, I_r = (a_r, L]$$

which form a partition of  $[0, L]$ , and let us suppose that  $V|_{I_j}(x)$  is smooth.

First we solve eq. (2.5) in the interval  $\overline{I_0}$  with initial conditions (4.2); then we solve eq. (2.5) in the interval  $\overline{I_1}$  with initial conditions given by the numerical solution in the previous interval evaluated in  $x = a_1$ ; then we solve eq. (2.5) in the interval  $\overline{I_2}$  with initial conditions given by the numerical solution in the previous interval evaluated in  $x = a_2$ , and so on.

This scheme reveals to be very accurate and efficient, as it will be shown in the subsequent examples. In all the simulations of this section we set  $\alpha = 0.242 \text{ eV}^{-1}$ ,  $m^* = 0.067m_e$  and  $\hbar = 0.6582 \text{ eV fs}$ .

## 6.1 Single potential barrier

In this case the potential is given by (see Fig. 4)

$$V(x) = \begin{cases} 0 & \text{if } x \in [0, a_1 \cup a_2, L] \\ V_b & \text{if } x \in [a_1, a_2] \end{cases}$$

where  $a_1 = 20$  nm,  $a_2 = 30$  nm,  $L = 50$  nm,  $V_b = -0.3$  eV.

The results are illustrated in Fig.s 5 for an incoming wave-vector  $k_1 = 0.7264$  nm<sup>-1</sup> (a) and  $k_1 = 1.064$  nm<sup>-1</sup> (b). We find the same difference as for the step potential: the solutions of SE4 and SE2 differ mainly beyond the barrier with the effect of modulation which is missing in SE2. At higher  $k_1$  the peaks in the region  $[0, a_2]$  are a bit more pronounced.

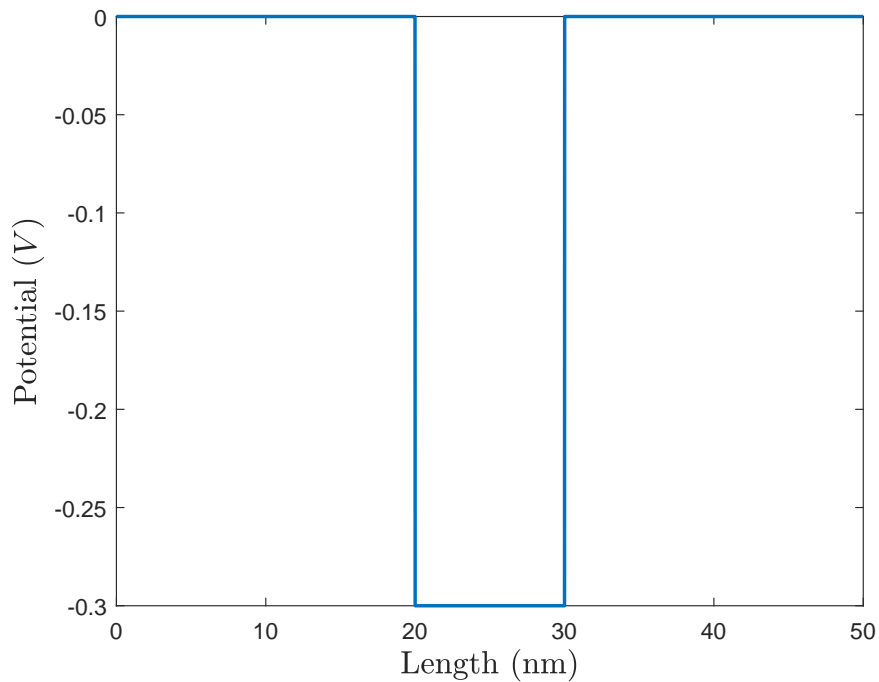
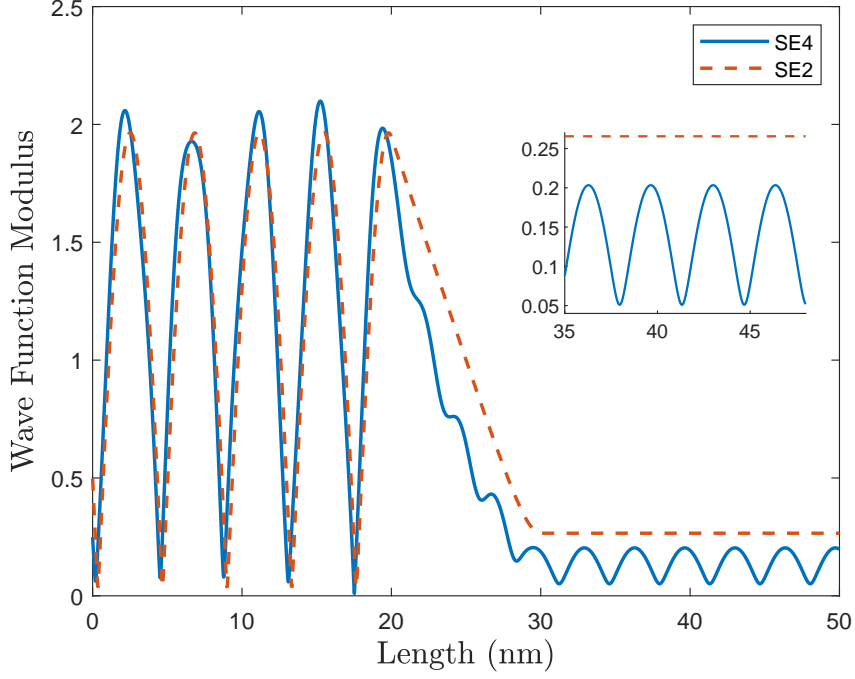
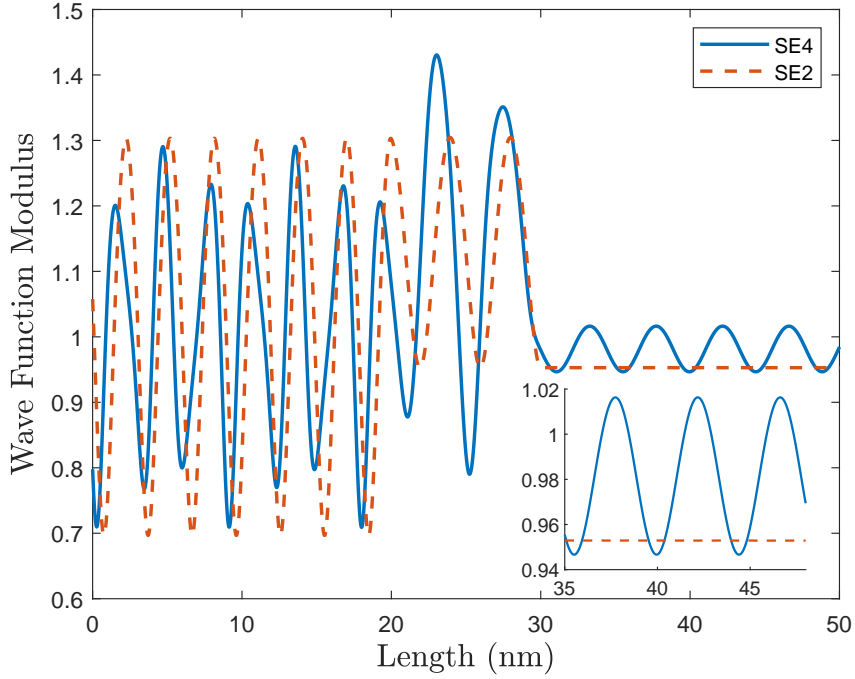


Figure 4: Single barrier



(a) Case  $k_1 = 0.7264 \text{ nm}^{-1}$



(b) Case  $k_1 = 1.064 \text{ nm}^{-1}$

Figure 5: Comparison between the solution of SE2 and SE4 in the case of a single barrier with  $V_b = -0.3 \text{ V}$  and  $L = 50 \text{ nm}$ .

## 6.2 Double potential barrier

The potential is described by the function (see Fig. 6)

$$V(x) = \begin{cases} 0 & \text{if } x \in [0, a_1] \cup [a_2, a_3] \cup [a_4, L] \\ V_b & \text{if } x \in [a_1, a_2] \cup [a_3, a_4] \end{cases}$$



where  $a_1 = 60$  nm,  $a_2 = 65$  nm,  $a_3 = 70$  nm,  $a_4 = 75$  nm,  $L = 135$  nm,  $V_b = -0.3$  V.

The results are illustrated in Fig.s 6 for an incoming wave-vector  $k_1 = 0.2846$  nm<sup>-1</sup> (a). We find similar differences as for the single barrier.

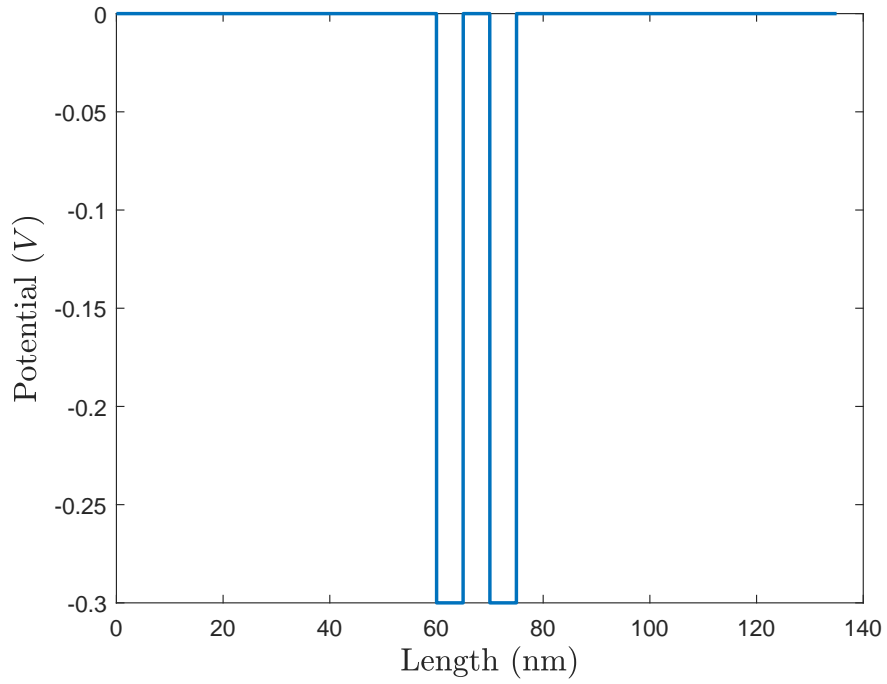
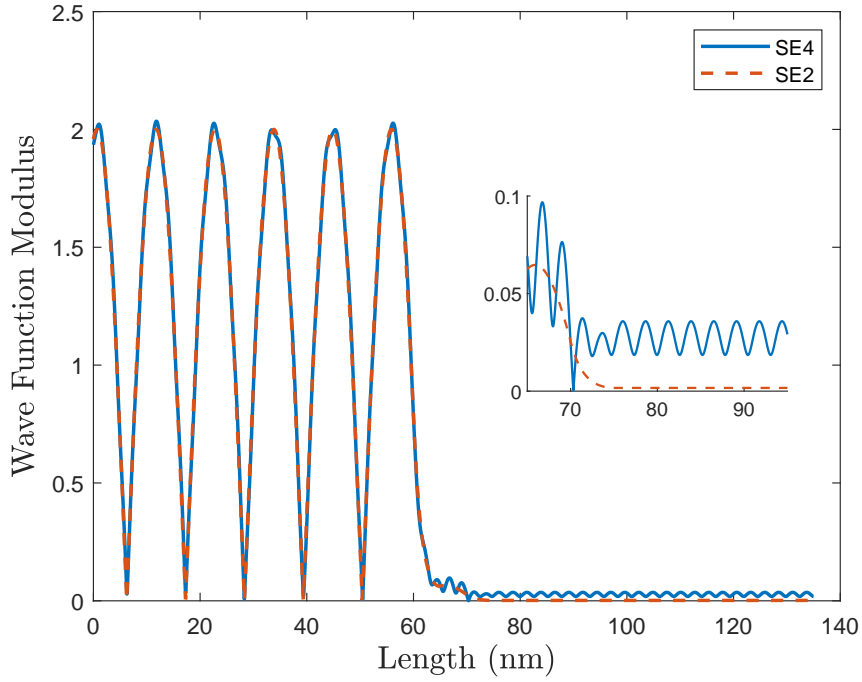
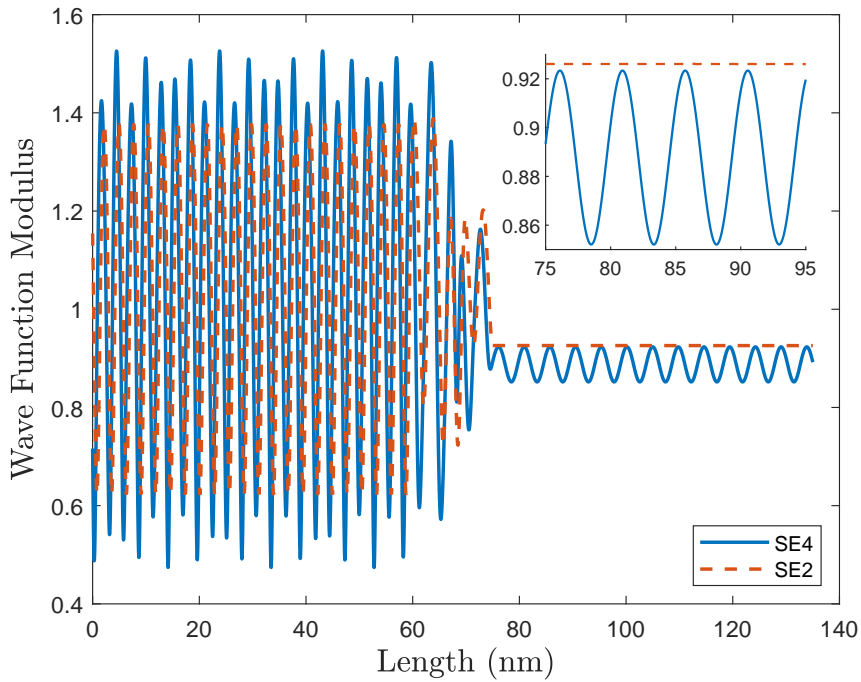


Figure 6: Double barrier.



(a) Comparison between the solution of SE2 and SE4 in the case  $V_b = -0.3$  V,  $k_1 = 0.2846$  nm $^{-1}$ ,  $\alpha = 0.242$  eV $^{-1}$ ,  $L = 135$  nm.



(b) Double Barrier  $V_0 = 0$  V,  $V_L = 0$ ,  $V_b = -0.3$  V,  $k_1 = 1.1386$  nm $^{-1}$ ,  $\alpha = 0.242$  eV $^{-1}$ ,  $L = 135$  nm

Figure 7: Comparison between the solution of SE2 and SE4 in the case of a double barrier.

### 6.3 A resonant tunneling diode type potential

An expression of  $V(x)$  which resembles the typical behavior in a resonant tunneling diode (RTD), at least qualitatively, is that proposed in [11] (see Fig. 8)

$$V(x) = \begin{cases} 0 & \text{if } x \in [0, a_1[ \\ (x - a_1) \frac{V_L}{a_6 - a_1} & \text{if } x \in [a_1, a_2] \cup [a_3, a_4] \cup [a_5, a_6] \\ (x - a_1) \frac{V_L}{a_6 - a_1} + V_b & \text{if } x \in ]a_2, a_3[ \cup ]a_4, a_5[ \\ V_L & \text{if } x \in ]a_6, L] \end{cases}$$

which is the superposition of a double barrier and a linear potential. In our simulations we set  $a_1 = 50$  nm,  $a_2 = 60$  nm,  $a_3 = 65$  nm,  $a_4 = 70$  nm,  $a_5 = 75$  nm,  $a_6 = 85$  nm,  $L = 135$  nm,  $V_b = -0.3$  V. The wave-vector of the entering wave is taken as  $k_1 = 0.2846$  nm<sup>-1</sup>. Again the main difference between the solutions of SE2 and SE4 is in the last part of the device where an interference effect is present if the SE4 is adopted in the description as shown in Figs 9, 10. Numerically we have got a good conservation of  $J$  confirming the accuracy of the numerical scheme. In Fig.s 11 the current versus  $V_L$  is depicted. It is evident we have resonance for some values of the wave vector and potential  $V_L$ . The qualitative behavior is the same for the SE2 and SE4 and, notably, one observes resonances. When there is resonance for both SE2 and SE4, the wave vectors of resonance are close and, of course, they are observed for low bias voltages  $V_L$ . As  $V_L$  increases we have an effect of negative differential conductivity; namely, there is a local maximum after which the current decreases in a certain range of  $V_L$  before increasing again for large  $V_L$ . Apparently an exception is given by the solution for  $k_1 = 0.1$  nm<sup>-1</sup> because after the local maximum the current is monotonically decreasing at least for the considered values of  $V_L$ .

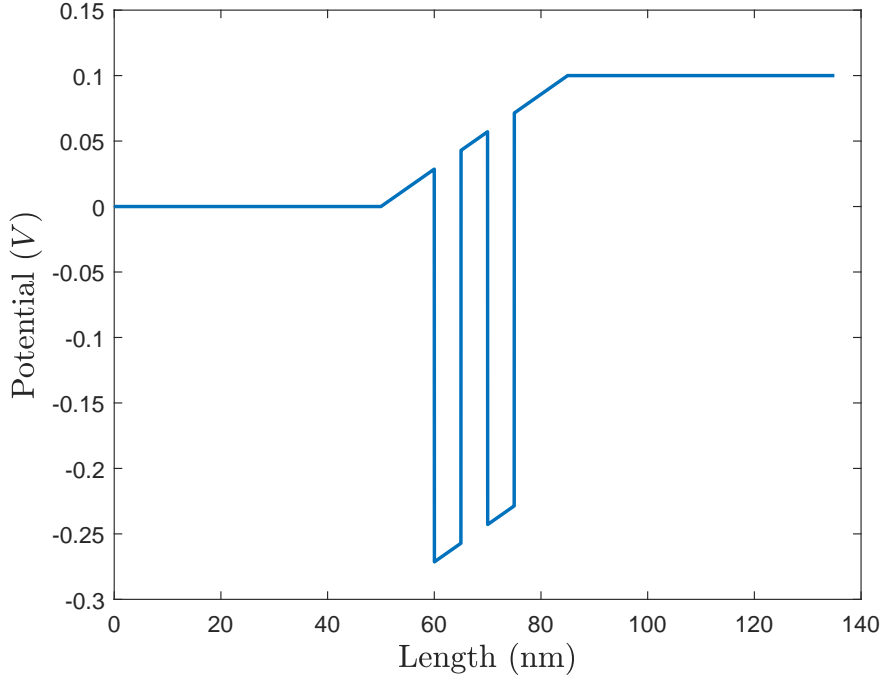


Figure 8: RTD type potential in the case  $V_0 = 0$  V,  $V_L = 0.1$  V,  $V_b = -0.3$  V,  $L = 135$  nm.

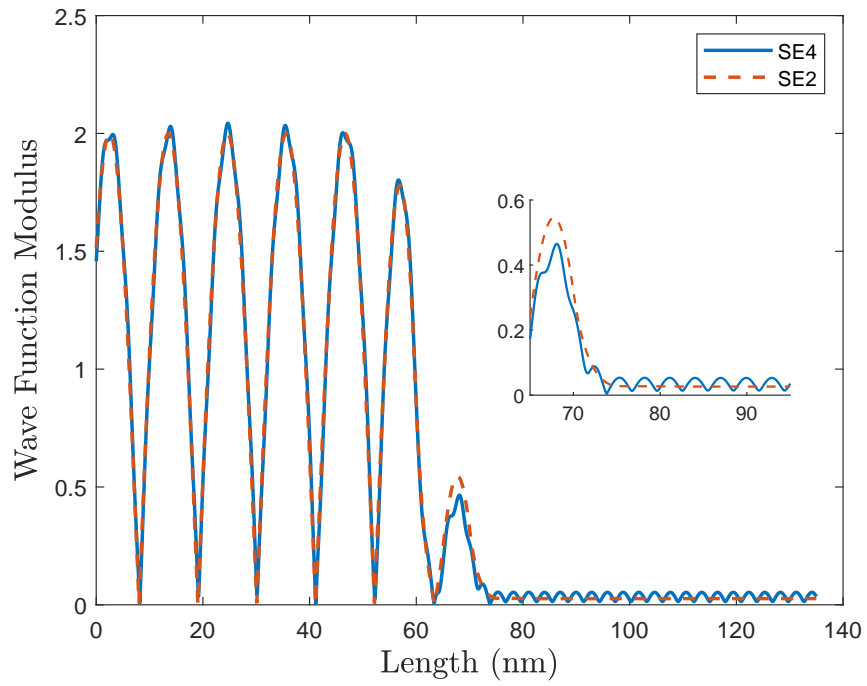
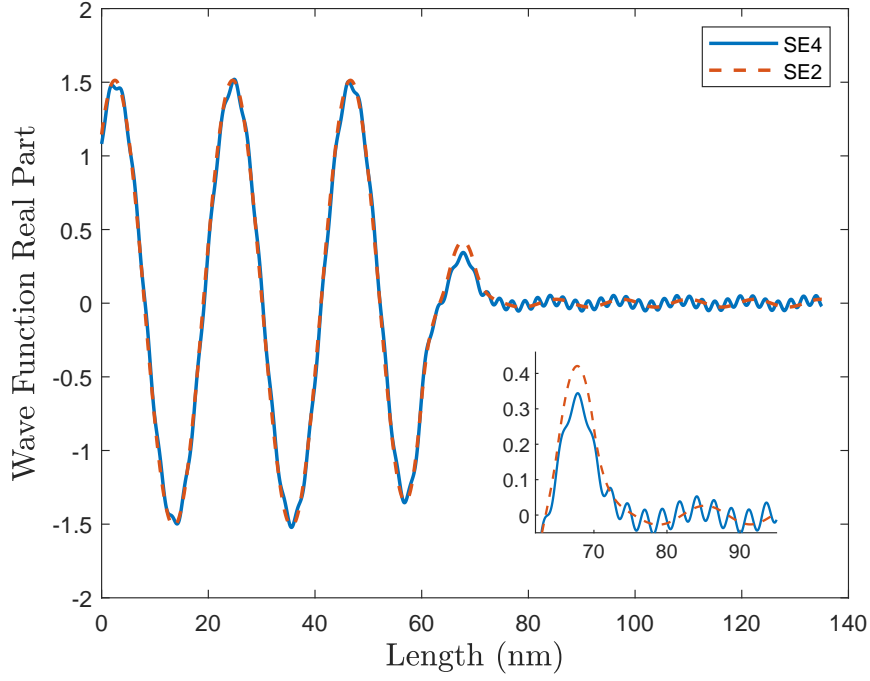
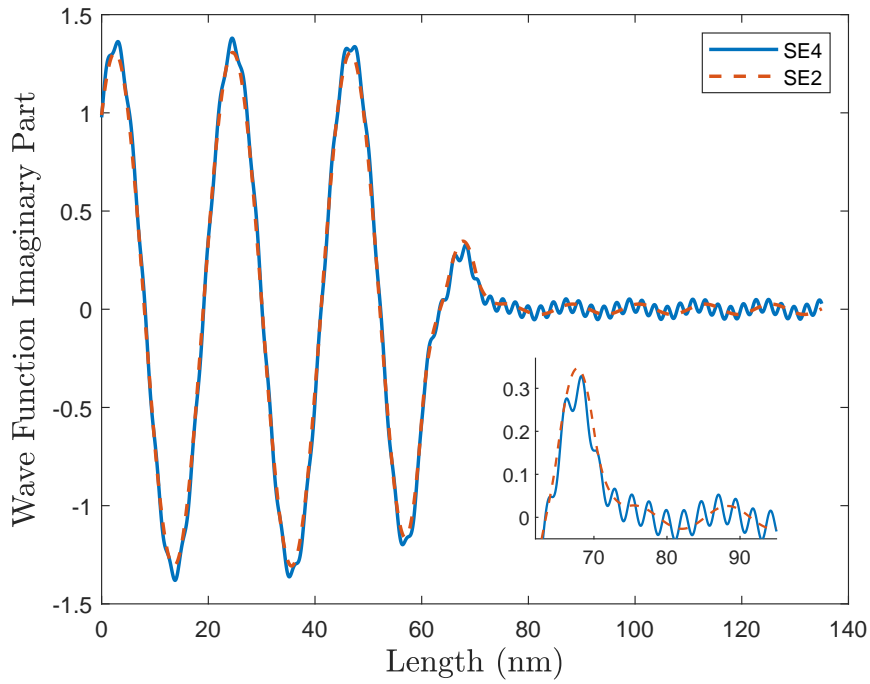


Figure 9: Comparison between the solution of SE4 and SE2 for the resonant tunneling diode type of Fig. 8 in the case  $k_1 = 0.2846 \text{ nm}^{-1}$ ,  $\alpha = 0.242 \text{ eV}^{-1}$ .



(a) RTD type potential:  $V_0 = 0$  V,  $V_L = 0.1$  V,  $V_b = -0.3$  V,  $k_1 = 0.2846$  nm<sup>-1</sup>,  $\alpha = 0.242$  eV<sup>-1</sup>,  $L = 135$



(b) RTD type potential:  $V_0 = 0$  V,  $V_L = 0.1$  V,  $V_b = -0.3$  V,  $k_1 = 0.2846$  nm<sup>-1</sup>,  $\alpha = 0.242$  eV<sup>-1</sup>,  $L = 135$

Figure 10: Comparison between the real and imaginary parts of solution of SE4 and SE2.

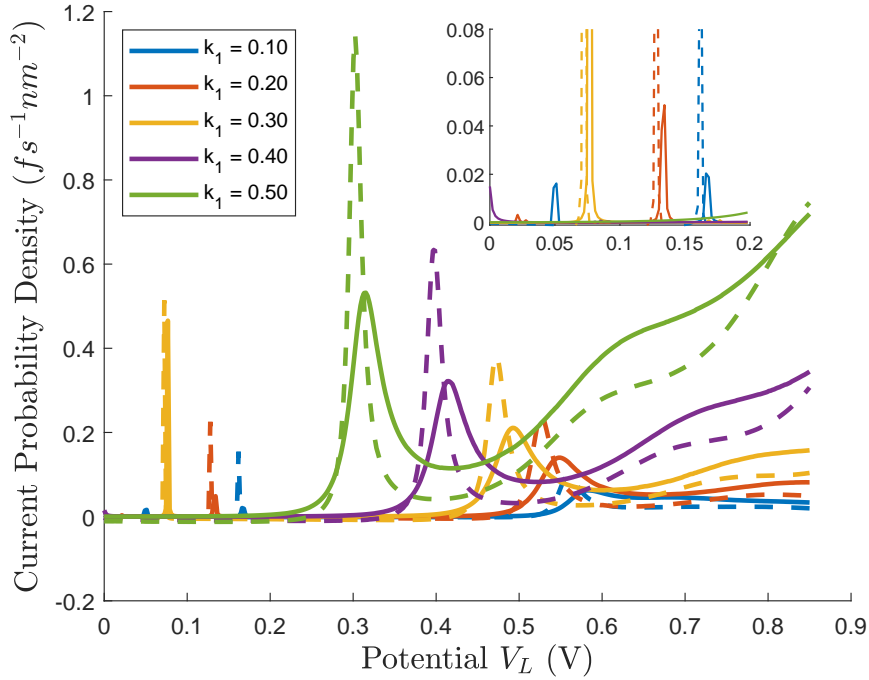


Figure 11: Characteristic curves (probability current density per unit charge versus  $V_L$ ) for SE4 (dashed line) and SE2 (continuous line).

## Conclusions and acknowledgments

A dispersion relation beyond the effective mass approximation has been included in the Schrödinger equation for a single electron. This leads to a hierarchy of Schrödinger equations of increase order. A detailed analysis has been performed in the case of the fourth order Schrödinger equation for describing charge transport in a semiconductor device. An explicit relation of the probability current density has been obtained and appropriate transparent boundary conditions have been devised to reduce the problem to a generalized Sturm-Liouville problem in a finite spacial domain. Conditions for the well-posedness of the resulting boundary value problem have been formulated. The shown examples of solutions highlight that the fourth order Schrödinger equation gives rise to interesting effects of resonance which are missing from SE2. As future application, SE4 will be employed for the simulation of a resonant tunneling diode.

The authors acknowledge the support from INdAM (GNFM) and from MUR progetto PRIN *Transport phenomena in low dimensional structures: models, simulations and theoretical aspects* CUP E53D23005900006.

## References

- [1] C. Lent, D. J. Kirkner, “The quantum transmitting boundary method”, *J. App. Phys.* **67**, 6353 (1990).
- [2] N. Ben Abdallah, P. Degond, P. Markowich, “On a one-dimensional Schrödinger–Poisson scattering model”, *ZAMP* **48**, 135–155 (1997).
- [3] N. Ben Abdallah, “On a multidimensional Schrödinger-Poisson scattering model for semiconductor”, *J. Math. Physics* **41**, 4241–4261 (2000).
- [4] M. Nedjalkov, H. Kosina, S. Selberherr, C. Ringhofer, D.K. Ferry, ”Unified particle approach to Wigner-Boltzmann transport in small semiconductor devices”, *Phys. Rev. B* **70** 115–319 (2004).
- [5] Querlioz, D.; Dollfus, P. “The Wigner Monte Carlo Method for Nanoelectronic Devices”; *ISTE Wiley: London, UK*, 2010.
- [6] Muscato, O.;Wagner,W. “A class of stochastic algorithms for theWigner equation”. *SIAM J. Sci. Comp.* 2016, **38**, A1483–A1507.
- [7] Jacoboni, C. “ Theory of Electron Transport in Semiconductors”; *Springer: Berlin/Heidelberg*, Germany, 2013.
- [8] Jüngel, A. “Transport Equations for Semiconductors”; *Springer: Berlin/Heidelberg*, Germany, 2009.
- [9] R. Lake, S. Datta, “Nonequilibrium Green’s- function method applied to double-barrier resonant-tunneling diodes”, *Physicsl Review B* **45**, 6670–6686 (1992).
- [10] Jan-Frederik Mennemann, A. Jüngel, H. Kosina, “Transient Schrödinger-Poisson Simulations of a High-Frequency Resonant Tunneling Diode Oscillator”, *Journal of Computational Physics* **239**, 187–205 (2013).
- [11] X. He, K. Wang, “Efficient approximation algorithm for the Schrödinger–Possion system”, *Numer Methods Partial Differential Eq.* **37**, 422–443 (2021).
- [12] O. Pinaud, “Transient simulations of a resonant tunneling diode”, *Journal of Applied Physics* **92**, 1987–1994 (2002).
- [13] P. Harrison, A. Valavanis, “Quantum Wells, Wires and Dots”, *Wiley* (2016).
- [14] J. Davies, “The Physics of Low Dimensional Semiconductor-an introduction”, *Cambridge University Press* (1998).
- [15] M. V. Fischetti, S. E. Lax, “Monte Carlo study of electron transport in silicon inversion layer ”, *Physical Review B* **48**, 2244–2274 (1993).
- [16] V. Romano, “Non-parabolic band hydrodynamical model of silicon semiconductors and simulation of electron devices”, *Math. methods in Appl. Science* **24**, 439–471 (2001).
- [17] V. I.Karpman, A. G. Shagalov, “Stability of solitons described by nonlinear Schrödinger-type equations with higher-order dispersion”, *Physica D* **144**, 194–210 (2000).
- [18] Lund, M.: “Fundamentals of carrier transport”, *Cambridge University Press*, (2000).

- [19] Chelikowsky, J. R., Cohen, M.: “Nonlocal pseudopotential calculations for the electronic structure of eleven diamond and zinc-blende semiconductors”. *Physical Review B* **14**, 556–582 (1993).
- [20] M. V. Fischetti, S. E. Lax, “Band structure, deformation potential and carrier mobility in strained Si, Ge, and SiGe alloys”, *IBM Research Report, RC 20398* (1996).
- [21] W. Frensley, “Boundary conditions for open quantum systems driven far from equilibrium”, *Review of Modern Physics* **62**, 745–791 (1990).
- [22] Camiola, V.D., Mascali, G., Romano, V.: “Charge Transport in Low Dimensional Semiconductor Structures, The Maximum Entropy Approach”. *Springer*, (2020).
- [23] A. Arnold, “Mathematical Concepts of open quantum boundary conditions”, *Transport Theory and Statistical Physics* **30**, 561–584 (2001).
- [24] A. Arnold, C. Negulescu, “Stationary Schrödinger equation in the semi-classical limit: numerical coupling of oscillatory and evanescent regions”, *Numerische Mathematik* **138**, 501–536 (2018).
- [25] P. Hartman, “Ordinary Differential equation”, *SIAM* (2002).
- [26] MATLAB version: 24.2.0.2740171 (R2024b) Update 1, Natick, Massachusetts: The MathWorks Inc.; 2024.
- [27] Verner, J. H. “Numerically Optimal Runge–Kutta Pairs with Interpolants.” *Numerical Algorithms* 53, no. 2–3 (March 2010): 383–396. <https://doi.org/10.1007/s11075-009-9290-3>.