

# Towards the Near Optimal Sampling Complexity via Generalized Exponential Spectral Pursuit

Mengchu Xu\*, Yuxuan Zhang\* and Jian Wang

School of Data Science, Fudan University, Shanghai 200433, China

E-mail: jian\_wang@fudan.edu.cn

**Abstract**—Sparse phase retrieval aims to recover a  $k$ -sparse signal from  $m$  phaseless observations, raising the fundamental question of the minimum number of samples required for accurate recovery. As a classical non-convex optimization problem, sparse phase retrieval algorithms are typically composed of two stages: initialization and refinement. Existing studies reveal that the sampling complexity under Gaussian measurements is largely determined by the initialization stage.

In this paper, we identify commonalities among widely used initialization algorithms and introduce key extensions to improve their performance. Building on this analysis, we propose a novel algorithm, termed Generalized Exponential Spectral Pursuit (GESP). Theoretically, our results not only align with existing conclusions but also demonstrate enhanced generalizability. In particular, our theoretical findings coincide with prior results under certain conditions while surpassing them in others by providing more comprehensive guarantees. Furthermore, extensive simulation experiments validate the practical effectiveness and robustness of GESP, showcasing its superiority in recovering sparse signals with reduced sampling requirements.

**Index Terms**—Sparse phase retrieval, sampling complexity, sparsity.

## I. INTRODUCTION

In many applications, only the intensity information is retained by the measurement system due to hardware limitations [1]. For example, in optical imaging [2], [3] and X-ray crystallography [4], [5], common sensors such as charge-coupled devices, photosensitive films and human eyes merely record the amplitude of the light wave but ignore the phase. In these settings, one is faced with the task of recovering the original signal from its magnitude-only measurements, which is often referred to as phase retrieval (PR) [6]–[10]. Succinctly stated, the main task of PR is to reconstruct the  $n$ -dimensional signal  $\mathbf{x} \in \mathbb{C}^n$  from a group of phaseless measurements  $\mathbf{y} \in \mathbb{R}^m$  with

$$y_i = |\mathbf{a}_i^* \mathbf{x}|, \quad i = 1, 2, \dots, m, \quad (1)$$

where  $\mathbf{a}_i \in \mathbb{C}^n$  is the measurement vector.

In this paper, we consider the complex Gaussian measurements given the sparsity prior. Specifically, each entry of  $\mathbf{a}_i$  obeys standard complex Gaussian distribution  $\mathcal{N}(0, 1/2) + j\mathcal{N}(0, 1/2)$ , and  $\mathbf{x}$  is  $k$ -sparse, which means that there are at most  $k$  non-zero entries in  $\mathbf{x}$ . This problem is the so-called sparse phase retrieval problem. As for this problem, researchers are interested in the minimum measurement number that one needs to reconstruct the signal [11]–[14]. It has been

shown that with  $m = 4k - 2$  phaseless measurements [15], the non-linear system (1) with a  $k$ -sparse prior produces the unique solution based on generic sensing measurements. In addition, researches have indicated that

$$m = \Omega(k \log n)^1 \quad (2)$$

complex Gaussian measurements are sufficient to guarantee the stability of the solution [16], [17]. This sampling complexity is often called the information-theoretical bound for sparse phase retrieval.

However, existing polynomial algorithms appear to require more measurements for the exact recovery. Back in 2013, Li and Voroninski [18] utilized the matrix lifting technique and convex relaxation methods to solve the sparse phase retrieval problem. They proved that it requires

$$m = \Omega(k^2 \log n) \quad (3)$$

measurements to produce an exact reconstruction. Moreover, they further proved that this requirement cannot be reduced to be smaller than  $m = \Omega(k^2/\log^2 n)$  for their supposed model. While their sampling complexity revealed a clear discrepancy compared to (2), the authors were unsure whether this difference was inherent to the problem itself or simply a consequence of limitations in their modeling approach. This difference is afterwards called the statistical-to-computational gap.

In 2016, Cai *et al.* proposed the thresholded Wirtinger Flow (TWF) algorithm [19], which is a typical greedy algorithm containing two stages — the initialization stage and the refinement stage. They showed that both stages require  $m = \Omega(k^2 \log n)$  samples for the exact final recovery. This two-stage approach was followed in subsequent algorithms, e.g., SPARTA [20], CoPRAM [21], and SWF [22]. On the one hand, it is shown via some geometric analysis [23]–[25] and sophisticated optimization approaches [26] that for the initialization stage, it requires

$$m = \Omega(k^2 \log n) \quad (4)$$

measurements to produce a good estimate that falls into the  $\delta$ -neighborhood of the target signal  $\mathbf{x}$ . On the other hand, the

<sup>1</sup>We follow standard conventions in asymptotic theory. The notation  $\phi(n) = \Omega(g(n))$  indicates that there exists a constant  $c > 0$  such that  $\phi(n) \geq cg(n)$  for sufficiently large  $n$ . Similarly, the notation  $\phi(n) = \mathcal{O}(g(n))$  signifies that there exists a constant  $c' > 0$  such that  $\phi(n) \leq c'g(n)$  for sufficiently large  $n$ . Finally, the notation  $\phi(n) = \Theta(g(n))$  denotes that  $\phi(n)$  is of the same order as  $g(n)$ , meaning there exist constants  $c_1, c_2 > 0$  such that  $c_1g(n) \leq \phi(n) \leq c_2g(n)$  for sufficiently large  $n$ .

\*: equal contribution

sampling complexity of the refinement stage is improved to be

$$m = \Omega(k \log n) \quad (5)$$

such that the target signal can be retrieved. Therefore, it has become a consensus that the statistical-to-computational gap results from the initialization stage. More precisely, it is the requirement of finding an estimate falling into the  $\delta$ -neighborhood of  $\mathbf{x}$  that leads to the statistical-to-computational gap.

Despite the persistence of this gap, numerous efforts are underway to achieve improved results. For the sake of notational simplicity, we define  $s(p)$  as

$$s(p) = \frac{\|\mathbf{x}\|^2}{\sum_{j=1}^p |x_{(j)}|^2}, \quad p = 1, 2, \dots, n, \quad (6)$$

where  $x_{(1)}, x_{(2)}, \dots, x_{(k)}, \dots, x_{(n)}$  are the rearrangement of the entries of  $\mathbf{x}$  with a descend order in their module. A formal definition and the corresponding interpretation are presented in Section III-A. In 2021, Wu and Rebeschini [27] presented the algorithm call Hadamard Wirtingle Flow (HWF). They showed that the gap vanished for some specific structure of the target signal  $\mathbf{x}$ . Specifically, by assuming that the minimum magnitude of non-zeros  $x_{(k)}$  is on the order of  $\frac{\|\mathbf{x}\|}{\sqrt{k}}$ , i.e.,

$$|x_{(k)}| = \Theta\left(\frac{\|\mathbf{x}\|}{\sqrt{k}}\right), \quad (7)$$

they demonstrate that the sampling complexity can be reduced to

$$m = \Omega\left(\max\left\{ks(1) \log n, \sqrt{ks(1)} \log^3 n\right\}\right). \quad (8)$$

This means that when the maximum entry  $x_{(1)}$  of  $\mathbf{x}$  is on the order of  $\|\mathbf{x}\|$  (ignoring the  $\log^3 n$  term), (8) can be further reduced to (5), and thus reach the theoretical lower bound (2).

In 2023, Cai *et al.* [28] proposed the Truncated Power (TP) method to replace the traditional spectral method for initialization. Moreover, through a more sophisticated analysis, they eliminate the restriction on the minimum magnitude of non-zeros (i.e., (7)) and demonstrate the same sampling complexity as (8) to obtain a good initialization falling into the  $\delta$ -neighborhood of  $\mathbf{x}$ .

More recently, Xu *et al.* [29] introduce exponential spectral Pursuit (ESP) employing the exponential spectrum. They suggest that

$$m = \Omega(ks(1) \log n) \quad (9)$$

samples are sufficient for ESP to produce a good estimate falling into the  $\delta$ -neighborhood of  $\mathbf{x}$  without any assumption on  $x_{(k)}$ .

In this paper, with an aim to further reduce the sampling complexity in (9), we make some modifications to ESP and develop the generalized Exponential Spectral Pursuit (GESP) algorithm. Specifically, an index set rather than one single index is selected in the first step (i.e., **Step 1** in Table 1). This modification allows GESP to produce a  $\delta$ -neighborhood estimate provided the knowledge of  $s(p)$  of the target signal and

$$m = \Omega\left(\min_{p \in [k]} \max\{p^2 s^2(p), ks(p)\} \log n\right). \quad (10)$$

One can find the evidence in Section V that this result is uniformly better than (9). An alternative approach is also provided if we have no access to  $s(p)$ . In this case, the sampling complexity is

$$m = \Omega\left(\min_{p \in [\lceil \sqrt{k} \rceil]} \max\{p^2 s^2(p), \sqrt{k} s^2(p), ks(p)\} \log n\right). \quad (11)$$

Therefore, in the case where  $s(1) = \Theta(\sqrt{k})$  and  $s(\sqrt{k}) = \Theta(1)$ , this result will also be better than (9). The detailed discussion can be found in Section V.

The remainder of this paper is organized as follows. In Section II, we review the development of the initialization stage and introduce our algorithm. Detailed interpretations are provided step by step. Section III contains theoretical analysis for the sampling complexity of GESP in different cases and makes simple comparisons between these results. In Section IV, the proofs of the main theorems are given based on the analysis for each step of GESP. In Section V, discussions are directed in several aspects to illustrate the superiority of our result. Numerical simulations and analysis are conducted in Section VI. Finally, we conclude our paper in Section VII.

## II. ALGORITHMS

We introduce some useful notations. Throughout the paper, we use lowercase and uppercase boldface letters to represent vectors and matrices, while employing normal font for real numbers. Let  $[n]$  denote the set  $\{1, 2, 3, \dots, n\}$ . We denote  $x_{(i)}$  as the  $i$ -largest entry of  $\mathbf{x}$  in magnitude. For the sake of readability, we denote  $x_{(1)}, x_{(2)}, \dots, x_{(k)}, \dots, x_{(n)}$  as the rearrangement of the entries of  $\mathbf{x}$  with a descend order in their module. For any set  $S \subset [n]$ ,  $\mathbb{C}^S$  is defined as the subspace of  $\mathbb{C}^n$  spanned by vectors supported on  $S$ , i.e.,  $\{\mathbf{x} | \mathbf{x} \in \mathbb{C}^n, \text{supp}(\mathbf{x}) = S\}$ . Unless otherwise specified, we define  $\mathbf{a}_S$  as the vector that keeps the entries of  $\mathbf{a}$  indexed by  $S$  while setting others to zero. For the matrix  $\mathbf{A}$ , we define  $\mathbf{A}_S$  as the matrix which keeps columns and rows indexed by  $S$  while setting others to zero. Given a vector  $\mathbf{x}$ , the conjugate transpose,  $\ell_2$  norm and  $\ell_0$  norm of  $\mathbf{x}$  are denoted as  $\mathbf{x}^*$ ,  $\|\mathbf{x}\|$  and  $\|\mathbf{x}\|_0$  respectively. We say that  $\mathbf{a} \in \mathbb{C}^n$  is a  $n$ -dimensional standard complex Gaussian random vector, denoted as  $\mathbf{a} \in \mathcal{CN}(n)$ , if  $\mathbf{a} = \mathbf{a}_1 + \mathbf{j}\mathbf{a}_2$  where  $\mathbf{a}_1, \mathbf{a}_2$  are  $n$  dimensional Gaussian random vectors with zero mean and covariance matrix  $\frac{1}{2}\mathbf{I}$ , and  $\mathbf{j}$  is the imaginary unit. Finally, we use  $a \sim b$  to represent that  $a$  differs from  $b$  only by a constant factor.

Before introducing the proposed algorithm, we first review the prior work. In this section, we temporarily assume that

$$|x_{(k)}| = \Omega\left(\frac{\|\mathbf{x}\|}{\sqrt{k}}\right). \quad (12)$$

This assumption is made for the convenience of our brief introduction. One can find from our theorems that this assumption is actually unnecessary; also see the results in [28], [29].

### A. Prior work

Due to the non-convex nature, approaches to solving sparse phase retrieval typically necessitate two stages — initialization

and refinement. The initialization stage aims to produce a desired estimate that falls into the  $\delta$ -neighborhood of the target signal  $\mathbf{x}$ .

1) Earlier researches contain two steps for initialization.

**Step 1:** Construct a spectrum  $\mathbf{Z}$  and take the diagonal entries to be the set  $\{Z_j\}_{j=1}^n$ . Sorting  $\{Z_j\}_{j=1}^n$  and taking the first  $k$  indices yields the final support estimate  $S$ .

Generally, the expectation of  $\mathbf{Z}$  takes the form as follow

$$\mathbb{E}[\mathbf{Z}] = \alpha \|\mathbf{x}\|^2 \mathbf{I} + \beta \mathbf{x} \mathbf{x}^*. \quad (13)$$

Thus, the expectation of  $Z_j$  takes the following form

$$\mathbb{E}[Z_j] = \alpha \|\mathbf{x}\|^2 + \beta |x_j|^2, \quad (14)$$

where  $\alpha, \beta$  are both numerical constants, determined by the specific definition of  $Z_j$ . For instance, [14] set  $Z_j = \frac{1}{m} \sum_{i=1}^m y_i |\mathbf{a}_{ij}|$  and the corresponding  $\alpha = \frac{2}{\pi \|\mathbf{x}\|}, \beta \approx \frac{1}{6 \|\mathbf{x}\|}$ , while [20], [22] set  $Z_j = \frac{1}{m} \sum_{i=1}^m y_i^2 |\mathbf{a}_{ij}|^2$  and the corresponding  $\alpha = 1, \beta = 2$ . It can be seen that there exists an apparent gap between  $\{\mathbb{E}[Z_j]\}_{j \in \text{supp}(\mathbf{x})}$  and  $\{\mathbb{E}[Z_j]\}_{j \in \text{supp}(\mathbf{x})^c}$ . Specifically,

$$\begin{aligned} \min_{j \in \text{supp}(\mathbf{x})} \mathbb{E}[Z_j] - \max_{j \in \text{supp}(\mathbf{x})^c} \mathbb{E}[Z_j] &= \beta |x_{(k)}|^2 \\ &\sim \frac{\|\mathbf{x}\|^2}{k} \\ &> 0. \end{aligned} \quad (15)$$

Thus, employing some concentration inequalities on  $Z_j$  and  $\mathbb{E}[Z_j]$  finally leads to

$$\min_{j \in \text{supp}(\mathbf{x})} Z_j > \max_{j \in \text{supp}(\mathbf{x})^c} Z_j, \quad (16)$$

which means one can obtain the estimate of support set by sorting the elements of  $\{Z_j\}_{j=1}^n$  and selecting the indices corresponding to the  $k$  largest values. Then it can be guaranteed that this support estimate contains all the true candidates.

Theoretical analysis shows that deriving an appropriate concentration from the gap  $\frac{\|\mathbf{x}\|^2}{k}$  (see (15)) requires the sampling complexity being<sup>2</sup>

$$m = \Omega(k^2 \log n), \quad (17)$$

which results from the re-scaled gap  $\frac{|x_{(k)}|^2}{\|\mathbf{x}\|^2} \leq \frac{1}{k}$ .

**Step 2:** Set  $\mathbf{z}$  as the maximal eigenvector of  $\mathbf{Z}_S$  with  $\|\mathbf{z}\|^2 = \lambda^2 \doteq \frac{1}{m} \sum_{i=1}^m y_i^2$ .

The maximal eigenvector of  $\mathbb{E}[\mathbf{Z}]$  is obviously  $\mathbf{x}$  and  $\mathbb{E}[\|\mathbf{z}\|^2] = \|\mathbf{x}\|^2$ . Therefore, we shall obtain a good estimate of  $\mathbf{x}$ . Theoretical analysis shows that this step requires

$$m = \Omega(k \log n) \quad (18)$$

<sup>2</sup>When  $Z_j$  is statistically heavy-tailed ((e.g., involving the forth power of Gaussian), some extra term containing  $\log^3 n$  (e.g., see (8)) will appear in the complexity. This is because one needs to use a truncation argument to analyze the tail bound. For simplicity, we will ignore such term throughout this subsection.

samples. Combining (17) and (18), the final sampling complexity is

$$m = \Omega(k^2 \log n). \quad (19)$$

2) Recently, [27] proposed a novel initialization, which contains four steps. This method is followed in the subsequent work [28], [29]. Instead of directly estimating the support in one step, an index  $j_{\max}$  will be firstly selected, which corresponds to the largest value among  $Z_j$ 's.

**Step 1:** Construct a spectrum  $\mathbf{Z}$  and take the diagonal entries to be the set  $\{Z_j\}_{j=1}^n$ . Select the index  $j_{\max}$  corresponding to the largest value among  $Z_j$ 's.

This step is proved to guarantee that

$$x_{j_{\max}} \sim x_{(1)} \quad (20)$$

when

$$m = \Omega\left(\frac{\|\mathbf{x}\|^4}{|x_{(1)}|^4} \log n\right). \quad (21)$$

**Step 2:** Construct a unit vector  $\mathbf{e}_{j_{\max}}$ , whose values take 1 at  $j_{\max}$  and 0 at others.<sup>3</sup>

**Step 3:** Generate an index set  $S^1$  corresponding to the largest  $k$  entries of the vector  $\mathbf{Z} \mathbf{e}_{j_{\max}}$  in modulus.

The expectation of  $\mathbf{Z}$  still satisfies (13). Thus, we have that

$$\begin{aligned} \mathbf{Z} \mathbf{e}_{j_{\max}} &\approx \mathbb{E}[\mathbf{Z}] \mathbf{e}_{j_{\max}} \\ &= \alpha \|\mathbf{x}\|^2 \mathbf{e}_{j_{\max}} + \beta x_{(1)} \mathbf{x}. \end{aligned} \quad (22)$$

Establishing some concentration inequalities on this random variable yields the similar result to (16)

$$\begin{aligned} \min_{j \in \text{supp}(\mathbf{x})} |\mathbf{Z} \mathbf{e}_{j_{\max}}|_j - \max_{j \in \text{supp}(\mathbf{x})^c} |\mathbf{Z} \mathbf{e}_{j_{\max}}|_j &\approx \beta |x_{(1)} x_{(k)}| \\ &\sim \frac{|x_{(1)}| \|\mathbf{x}\|}{\sqrt{k}} \\ &> 0. \end{aligned} \quad (23)$$

Theoretical analysis shows that the sampling number should be

$$m = \Omega\left(k \frac{\|\mathbf{x}\|^2}{|x_{(1)}|^2} \log n\right). \quad (24)$$

**Step 4:** Set  $\mathbf{z}$  as the maximal eigenvector of  $\mathbf{Z}_S$  with  $\|\mathbf{z}\|^2 = \lambda^2 \doteq \frac{1}{m} \sum_{i=1}^m y_i^2$ .

This step is as the same as **Step 2** of the previous method. Finally, the overall sampling complexity of this method is

$$m = \Omega\left(k \frac{\|\mathbf{x}\|^2}{|x_{(1)}|^2} \log n\right). \quad (25)$$

<sup>3</sup>In previous literature, this step and the subsequent one (i.e., **Steps 2 & 3**) were typically merged into a single step: generating an index set  $S^1$  corresponding to the largest  $k$  entries of the  $j_{\max}$  column of  $\mathbf{Z}$ . Here, we have separated them to align with the structure of our proposed algorithm (Algorithm 1).

Since  $\frac{\|\mathbf{x}\|^2}{|x_{(1)}|^2} \leq k$ , the enhancement of this method lies in the enlarged gap (see (23))  $\frac{|x_{(1)}|\|\mathbf{x}\|}{\sqrt{k}}$ , which is potentially larger than  $\frac{\|\mathbf{x}\|^2}{k}$ .

### B. Generalized Exponential Spectral Pursuit

As has been clarified, the enlarged gap  $\frac{|x_{(1)}|\|\mathbf{x}\|}{\sqrt{k}}$  leads to the improvement in complexity. Intuitively, the larger the gap is, the smaller the sampling complexity will be. Note that the term  $|x_{(1)}|$  in this gap arises from the fact that we simply select one maximal index in **Step 1**. If more significant indices are chosen in **Step 1**, the final gap will indeed be enlarged, and thus decrease the complexity in **Step 3**<sup>4</sup>. Then the remaining issue is to design **Step 2**. Assume that we obtain the set  $S^0$  from **Step 1**. Following the previous method, a straightforward idea is to construct the vector  $\mathbf{e}^0$  such that it takes 1 on  $S^0$  and 0 for the rest. A more sophisticated design, however, is to compute the maximal eigenvector of  $\mathbf{Z}_{S^0}$  as  $\mathbf{e}^0$ . This also matches the previous method since  $\mathbf{e}_{j_{\max}}$  is exactly the maximal eigenvector of  $\mathbf{Z}_{\{j_{\max}\}}$ .

So far, we have completed the introduction of the modification idea. The specific algorithm is summarized in Algorithm 1. Now we will further clarify the effectiveness intuitively. The more detailed sampling complexity and numerical conclusions are formally presented in Section III and IV.

The spectrum we employ in the proposed GESP algorithm is

$$\mathbf{Z} = \frac{1}{m} \sum_{i=1}^m \left( \frac{1}{2} - \exp\left(-\frac{y_i^2}{\lambda^2}\right) \right) \mathbf{a}_i \mathbf{a}_i^*, \quad (26)$$

where  $\lambda^2 = \frac{1}{m} \sum_{i=1}^m y_i^2$ .

It can be shown that  $\mathbf{Z}$  satisfies

$$\mathbb{E}[\mathbf{Z}] \approx \alpha \|\mathbf{x}\|^2 \mathbf{I} + \beta \mathbf{x} \mathbf{x}^*. \quad (27)$$

and the diagonal entries  $Z_j$ 's satisfies

$$\mathbb{E}[Z_j] \approx \alpha \|\mathbf{x}\|^2 + \beta |x_j|^2, \quad (28)$$

**Step 1** ensures that

$$\|\mathbf{x}_{S^0}\|^2 \sim \sum_{i=1}^p |x_{(i)}|^2. \quad (29)$$

Since the maximal eigenvector of  $\mathbb{E}[\mathbf{Z}_{S^0}]$  is  $\mathbf{x}_{S^0}/\|\mathbf{x}_{S^0}\|$ , we can approximate  $\mathbf{e}_0$  as  $\mathbf{x}_{S^0}/\|\mathbf{x}_{S^0}\|$ . Then, **Step 2** ensures that

$$|\mathbf{x}^* \mathbf{e}_0| = |\mathbf{x}_{S^0}^* \mathbf{e}_0| \approx \|\mathbf{x}_{S^0}\| \sim \sqrt{\sum_{i=1}^p |x_{(i)}|^2}. \quad (30)$$

Note that

$$\begin{aligned} \mathbf{Z} \mathbf{e}^0 &\approx \mathbb{E}[\mathbf{Z}] \mathbf{e}^0 \\ &\approx \alpha \|\mathbf{x}\|^2 \mathbf{e}^0 + \beta \mathbf{x}^* \mathbf{e}^0 \cdot \mathbf{x}. \end{aligned} \quad (31)$$

<sup>4</sup>However, the complexity in **Step 1** (i.e., (21)) will also increase if more significant indices are chosen. This means that there is a trade-off in the number of the indices that should be chosen in **Step 1**.

---

### Algorithm 1 Generalized Exponential Matching Pursuit

---

- Input:**  $\mathbf{A}$ ,  $\mathbf{y}$ , the sparsity  $k$ , the parameter  $p$ .
- Step 1:** Generate an index set  $S^0$  corresponding to the largest  $p$  diagonal elements of  $\mathbf{Z}$ .
- Step 2:** Set  $\mathbf{e}^0$  as the unit maximal eigenvector of  $\mathbf{Z}_{S^0}$ .
- Step 3:** Generate an index set  $S^1$  corresponding to the largest  $k$  entries of the vector  $\mathbf{f} = \mathbf{Z} \mathbf{e}^0$  in modulus.
- Step 4:** Set  $\mathbf{z}$  as the maximal eigenvector of  $\mathbf{Z}_{S^1}$  with  $\|\mathbf{z}\|^2 = \lambda^2 \doteq \frac{1}{m} \sum_{i=1}^m y_i^2$ .
- Output:**  $\mathbf{z}$ .
- 

Similar to (23), we have

$$\begin{aligned} \min_{j \in \text{supp}(\mathbf{x})} |\mathbf{Z} \mathbf{e}^0|_j - \max_{j \in \text{supp}(\mathbf{x})^c} |\mathbf{Z} \mathbf{e}^0|_j &\approx \beta |\mathbf{x}^* \mathbf{e}^0| x_{(k)} \\ &\sim \frac{\sqrt{\sum_{i=1}^p |x_{(i)}|^2} \|\mathbf{x}\|}{\sqrt{k}} \\ &> 0. \end{aligned} \quad (32)$$

Therefore, **Step 3** along with **Step 4** ensure that  $\mathbf{z}$  is a good initialization of the target signal  $\mathbf{x}$ .

## III. THEORETICAL ANALYSIS

### A. Preliminary

To begin with, we define the distance between two complex vectors.

**Definition 1.** For any  $n$ -dimensional complex vectors  $\mathbf{u}, \mathbf{v} \in \mathbb{C}^n$ , the distance between  $\mathbf{u}$  and  $\mathbf{v}$  is defined as

$$\text{dist}(\mathbf{u}, \mathbf{v}) = \min_{\phi \in [0, 2\pi)} \|\mathbf{u} - e^{j\phi} \mathbf{v}\|,$$

where  $j$  is the imaginary unit.

In the initialization stage, typical algorithms such as HWF, SPARTA and TP usually aim at producing a good estimate  $\mathbf{z}$  falling into the  $\delta$  neighborhood of the target signal, i.e.,

$$\text{dist}(\mathbf{z}, \mathbf{x}) \leq \delta \|\mathbf{x}\|, \quad (33)$$

which is the prerequisite of the refinement stage [19], [20], [22]. In the analysis of GESP, we follow the same line and focus on obtaining the estimate satisfying (33).

Furthermore, we give the definition of the structure function  $s(p)$  of the target signal  $\mathbf{x}$ .

**Definition 2.** Let  $x_{(1)}, x_{(2)}, \dots, x_{(k)}, \dots, x_{(n)}$  be the rearrangement of the entries of  $\mathbf{x}$  with a descend order in their module. the structure function  $s(p)$  is given by

$$s(p) = \frac{\|\mathbf{x}\|^2}{\sum_{j=1}^p |x_{(j)}|^2}, \quad p = 1, 2, \dots, n. \quad (34)$$

This definition characterizes the energy distribution of the target signal  $\mathbf{x}$ . It quantifies the proportion of the total squared magnitude of  $\mathbf{x}$  captured by its largest  $p$  components, ordered



by their absolute values. By comparing the total squared norm of  $\mathbf{x}$  with the sum of the squares of the top  $p$  components,  $s(p)$  provides insight into how the energy is distributed across  $\mathbf{x}$ 's components. This formulation will be crucial for the subsequent analysis.

For interpretive purposes, we connect  $s(p)$  with related properties as follows.

- 1)  $s(p)$  is monotonously *decreasing* with respect to  $p$ . Furthermore,

$$1 \leq s(p) \leq \frac{k}{p}. \quad (35)$$

- 2) Note that

$$ps(p) = \frac{\|\mathbf{x}\|^2}{\frac{1}{p} \sum_{i=1}^p |x_{(i)}|^2}, \quad (36)$$

which implies  $ps(p)$  is monotonously *increasing* with respect to  $p$ . Furthermore,

$$p \leq ps(p) \leq k. \quad (37)$$

### B. Theoretical results for sampling complexity

In this subsection, we give the theoretical results for Algorithm 1. The corresponding proofs are deferred to Section IV.

First, we present the following result for Algorithm 1, and provide a specific value of  $p$  when  $s(p)$  is known.

**Theorem 1.** *For any  $p \in [k]$  and any numerical constant  $0 < \delta < 1$ , with probability at least  $1 - 4e^{-c_\delta m}$ , the output  $\mathbf{z}$  of Algorithm 1 satisfies  $\text{dist}(\mathbf{z}, \mathbf{x}) \leq \delta \|\mathbf{x}\|$  provided that the number of samples  $m$  satisfies*

$$m = \Omega \left( \max \{p^2 s^2(p), ks(p)\} \log n \right), \quad (38)$$

*In particular, given access to the structure function  $s(p)$ , the optimal input parameter  $p$  for Algorithm 1 can be obtained by*

$$p_{opt} = \arg \min_{p \in [k]} \max \{p^2 s^2(p), ks(p)\}. \quad (39)$$

*Then, the sampling complexity becomes*

$$m = \Omega \left( \min_{p \in [k]} \max \{p^2 s^2(p), ks(p)\} \log n \right). \quad (40)$$

**Remark 1.** *One can find that the state-of-the-art result is [29]*

$$\begin{aligned} m &= \Omega \left( \max \{s^2(1) \log n, ks(1) \log n\} \right) \\ &= \Omega \left( ks(1) \log n \right). \end{aligned} \quad (41)$$

*Therefore, our result (40) exhibits a significant improvement.*

Second, in the case where  $s(p)$  is unknown, determining the optimal  $p$  is challenging. One compromise is to execute Algorithm 1 for  $k$  times with  $p$  taking each value in  $[k]$  in turn. Then we shall obtain a set containing  $k$  estimates of the target signal  $\mathbf{x}$ . It can be guaranteed that at least one estimate falls into the  $\delta$ -neighborhood of  $\mathbf{x}$  with the same sampling complexity requirement as (40). The formal statement is in the following theorem.

**Theorem 2.** *Execute Algorithm 1 for  $k$  times with  $p$  taking each value in  $[k]$  in turn, and collect all the estimates into a set  $\mathcal{X}$ . Then, for any  $0 < \delta < 1$ , with probability at least  $1 -$*

*$4e^{-c_\delta m}$ , there exists at least one estimate  $\mathbf{z} \in \mathcal{X}$  that satisfies  $\text{dist}(\mathbf{z}, \mathbf{x}) \leq \delta \|\mathbf{x}\|$  provided that the number of samples  $m$  satisfies*

$$m = \Omega \left( \min_{p \in [k]} \max \{p^2 s^2(p) \log n, ks(p) \log n\} \right). \quad (42)$$

Finally, if  $s(p)$  is unknown and we are not allowed to execute the algorithm multiple times, it is necessary to analyze the sampling complexity under specific choices of  $p$ . One straightforward approach is setting  $p = k$ , leading to the following theorem.

**Theorem 3.** *Take  $p = k$  as the input of Algorithm 1. Then, for any  $0 < \delta < 1$ , with probability at least  $1 - 4e^{-c_\delta m}$ , the output  $\mathbf{z}$  of Algorithm 1 satisfies  $\text{dist}(\mathbf{z}, \mathbf{x}) \leq \delta \|\mathbf{x}\|$  provided that the number of samples  $m$  satisfies*

$$m = \Omega \left( ks^2(\lceil \sqrt{k} \rceil) \log n \right). \quad (43)$$

One may note that the result (43) is superior to (38) if directly taking  $p = k$  in (38). This superiority results from a nuanced analysis. Moreover, this result exactly coincides with the value in (38) with  $p = \lceil \sqrt{k} \rceil$ . Interestingly, by taking  $p = \lceil \sqrt{k} \rceil$  as the input, we can obtain a better result, as demonstrated in the following theorem.

**Theorem 4.** *Take  $p = \lceil \sqrt{k} \rceil$  as the input of Algorithm 1. Then, for any  $0 < \delta < 1$ , with probability at least  $1 - 4e^{-c_\delta m}$ , the output  $\mathbf{z}$  of Algorithm 1 satisfies  $\text{dist}(\mathbf{z}, \mathbf{x}) \leq \delta \|\mathbf{x}\|$  provided that the number of samples  $m$  satisfies*

$$m = \Omega \left( \min_{p \in [\lceil \sqrt{k} \rceil]} \max \{p^2 s^2(p), \sqrt{k} s^2(p), ks(p)\} \log n \right). \quad (44)$$

One one hand, the result (44) cannot be worse than (43) since

$$\begin{aligned} &\Omega \left( \min_{p \in [\lceil \sqrt{k} \rceil]} \max \{p^2 s^2(p), \sqrt{k} s^2(p), ks(p)\} \log n \right) \\ &\leq \Omega \left( \max \{p^2 s^2(p), \sqrt{k} s^2(p), ks(p)\} \Big|_{p=\lceil \sqrt{k} \rceil} \log n \right) \\ &= \Omega \left( ks^2(\lceil \sqrt{k} \rceil) \log n \right). \end{aligned} \quad (45)$$

Moreover, there exist some signals that make the less-than sign strictly holds. Therefore, (44) is indeed tighter than (43). See Section V-B for an in-depth discussion.

On the other hand, compared to the state of the art, the results (43) and (44) are superior for certain signals. In other words, even though  $s(p)$  is unknown as well as executing Algorithm 1 is infeasible, our algorithm taking  $p = k$  or  $\lceil \sqrt{k} \rceil$  can perform better compared with existing algorithms. Also see Section V-A for a detailed discussion.

## IV. PROOF

The proofs of Theorem 1 - Theorem 4 are mainly based on the analysis for each step of GESP. In the following, we provide several propositions with respect to each step respectively.

- **Step 1:** Generate an index set  $S^0$  corresponding to the largest  $p$  diagonal elements of  $\mathbf{Z}$ .

**Proposition 1.** *When the number of samples satisfies  $m \geq Cp^2s^2(p) \log n$ , it holds with probability exceeding  $1 - 2e^{-cm}$  that*

$$\frac{\|\mathbf{x}_{S^0}\|^2}{\|\mathbf{x}\|^2} \geq \frac{1}{2s(p)}, \quad (46)$$

where  $c$  and  $C$  are universal constants.

- **Step 2:** Set  $\mathbf{e}^0$  as the unit maximal eigenvector of  $\mathbf{Z}_{S^0}$ .

**Proposition 2.** *Suppose the set  $S^0$  contains  $p'$  indices and satisfies (46), then for any constant  $0 < \mu_1 < 1$ , the inequality*

$$|\mathbf{x}^* \mathbf{e}^0| \geq \mu_1 \|\mathbf{x}_{S^0}\| \quad (47)$$

holds with probability at least  $1 - 2e^{-c_{\mu_1} m}$  with the proviso that  $m \geq C_{\mu_1} p' s^2(p) \log n$ , where  $c_{\mu_1}$  and  $C_{\mu_1}$  are constants related to  $\mu_1$ .

**Remark 2.** *It may seem unusual to introduce a new parameter  $p'$  in this proposition, given that  $S^0$  contains  $p$  indices in Algorithm 1. However, the proposition holds even when  $p' = p$ , making it a generalized version. We emphasize that this generalization will be useful in our proofs of Theorem 3 and 4, where we do not have access to the optimal choice of  $p$ .*

- **Step 3:** Generate an index set  $S^1$  corresponding to the largest  $k$  entries of the vector  $\mathbf{f} = \mathbf{Z}\mathbf{e}^0$  in modulus.

**Proposition 3.** *Denote the set  $S_\gamma$  as*

$$S_\gamma \doteq \left\{ j \in \text{supp}(\mathbf{x}) \mid |x_j| \geq \frac{\gamma \|\mathbf{x}\|}{2\sqrt{k}} \right\},$$

where  $\gamma \in (0, 1)$  is a constant. Moreover, suppose that (46) holds and  $\mathbf{e}^0$  satisfies (47). Then, if the number of samples satisfies  $m \geq C_{\mu_1} \gamma^{-2} k s(p) \log n$ , it holds with probability at least  $1 - 4e^{-c_{\mu_1, \gamma} m}$  that

$$S^1 \supseteq S_\gamma,$$

where  $\mu_1$  is the hyperparameter given in (47) and  $c_{\mu_1, \gamma}$  is the constant depending on  $\mu_1$  and  $\gamma$ . In other words, GESP shall select all the indices of  $S_\gamma$  in **Step 3**.

- **Step 4:** Set  $\mathbf{z}$  as the maximal eigenvector of  $\mathbf{Z}_{S^1}$  with  $\|\mathbf{z}\|^2 = \lambda^2 \doteq \frac{1}{m} \sum_{i=1}^m y_i^2$ .

**Proposition 4.** *Suppose  $S^1 \supseteq S_\gamma$ . For any constant  $0 < \delta < 1$  satisfying*

$$\delta^2 \geq 2 - 2\sqrt{\left(1 - \frac{\gamma^2}{4}\right)^3} + \frac{\gamma^2}{4}, \quad (48)$$

**Step 4** produces a signal estimation  $\mathbf{z}$  falling into the  $\delta$ -neighborhood of  $\mathbf{x}$ , i.e.,

$$\text{dist}(\mathbf{z}, \mathbf{x}) \leq \delta \|\mathbf{x}\| \quad (49)$$

with probability exceeding  $1 - 2e^{-c_\delta m}$  providing that  $m \geq C_\delta k \log n$ , where  $c_\delta$  and  $C_\delta$  are numerical constants depending on  $\delta$ .

Now we are proceeding to prove the theorems in Section III.

*Proof of Theorem 1.* Collecting all the results in Proposition 1 – 4 with  $p' = p$ , we can show that the sampling complexity is

$$m = \Omega \left( \max \{p^2 s^2(p), ks(p)\} \log n \right), \quad (50)$$

and the overall probability is  $1 - e^{-cm}$ . Since we take the optimal value for  $p$  as

$$p_{\text{opt}} = \arg \min_{p \in [k]} \max \{p^2 s^2(p), ks(p)\},$$

we obtain the desired results.  $\square$

*Proof of Theorem 2.* For each fixed  $p \in [k]$ , collecting all the results in Proposition 1 – 4 with  $p' = p$ , we can show that the final estimate  $\mathbf{z}$  falls into the  $\delta$ -neighborhood of  $\mathbf{x}$  with probability exceeding  $1 - e^{-cm}$  when

$$m = \Omega \left( \max \{p^2 s^2(p), ks(p)\} \log n \right).$$

To ensure that at least one estimate  $\mathbf{z}$  satisfies  $\text{dist}(\mathbf{z}, \mathbf{x}) \leq \delta \|\mathbf{x}\|$ , we can apply the union bound for all  $p \in [k]$ . Then the sampling complexity can be reduced to

$$m = \Omega \left( \min_{p \in [k]} \max \{p^2 s^2(p) \log n, ks(p) \log n\} \right),$$

and the probability is at least  $1 - ke^{-cm}$ . It is actually  $1 - e^{-cm}$  if we take a sufficiently large constant  $c$  since  $m > k$ . Thus the proof is complete.  $\square$

*Proof of Theorem 3.* For any  $p \in [k]$ , denote  $S'$  as the set corresponding to the largest  $p$  diagonal elements of  $\mathbf{Z}$ . Note that  $S^0$  corresponds to the largest  $k$  diagonal elements of  $\mathbf{Z}$ . It holds that

$$\frac{\|\mathbf{x}_{S^0}\|^2}{\|\mathbf{x}\|^2} \stackrel{(a)}{\geq} \frac{\|\mathbf{x}_{S'}\|^2}{\|\mathbf{x}\|^2} \stackrel{(b)}{\geq} \frac{1}{2s(p)}, \quad (51)$$

where (a) is because  $k \geq p$ , and (b) holds via applying Proposition 1 on the set  $S'$  when  $\geq Cp^2s^2(p) \log n$ .

Then, from the results above and in Proposition 2 – 4 (with  $p' = k$ ), it holds that for any  $p \in [k]$ , when

$$m = \Omega \left( \max \{p^2 s^2(p) \log n, ks^2(p) \log n\} \right), \quad (52)$$

the final estimate  $\mathbf{z}$  falls into the  $\delta$ -neighborhood of  $\mathbf{x}$  with probability exceeding  $1 - e^{-cm}$ . This result also holds for all  $p \in [k]$  since we can take the union bound, and the probability will be  $1 - ke^{-cm}$ . It is actually  $1 - e^{-cm}$  if we take a sufficiently large constant  $c$  since  $m > k$ .

Note that the choice of  $p \in [k]$  is arbitrary. Therefore, we can choose the best  $p$  to make the sampling complexity (52) smallest, which becomes

$$m = \Omega \left( \min_{p \in [k]} \max \{p^2 s^2(p) \log n, ks^2(p) \log n\} \right), \quad (53)$$

The remaining thing is to show that (53) is equivalent to (43).

As stated following Definition 2,  $ps(p)$  is monotonously increasing, and  $s(p)$  is monotonously decreasing. Both of them are positive. Accordingly, we can make an illustrative plot for the two functions in (53); see Fig. 1.

Therefore, the minimum occurs when

$$p = \lceil \sqrt{k} \rceil \quad \text{or} \quad p = \lceil \sqrt{k} \rceil - 1. \quad (54)$$

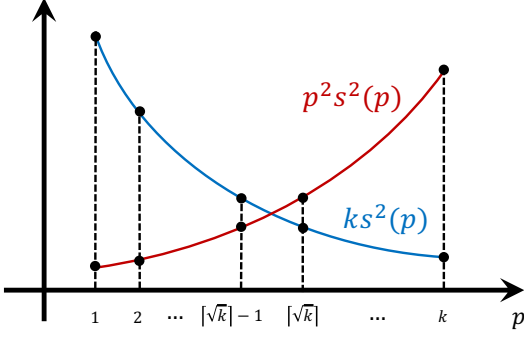


Fig. 1: An Illustration of the two functions in (53).

From Lemma 1, we know that both the cases imply the same sampling complexity

$$m = \Omega \left( k s^2(\lceil \sqrt{k} \rceil) \log n \right). \quad (55)$$

□

*Proof of Theorem 4.* The proof is similar to the proof of Theorem 3. Assume any fixed  $p \in [\lceil \sqrt{k} \rceil]$ . The sampling complexity for **Step 1** is still  $\Omega(p^2 s^2(p) \log n)$ , and applying Proposition 2 – 4 on the rest steps with  $p' = \lceil \sqrt{k} \rceil$  finally leads to

$$m = \Omega \left( \max \left\{ p^2 s^2(p), \sqrt{k} s^2(p), k s(p) \right\} \log n \right). \quad (56)$$

Since the choice of  $p \in [k]$  is arbitrary, taking the union bound yields the desired result

$$m = \Omega \left( \min_{p \in [\lceil \sqrt{k} \rceil]} \max \left\{ p^2 s^2(p), \sqrt{k} s^2(p), k s(p) \right\} \log n \right). \quad (57)$$

□

## V. DISCUSSION

### A. Comparison between our algorithm and state-of-the-art

As mentioned in Section I, the sampling complexity for two-stage algorithms is dominated by the initialization stage. Therefore, it is sufficient to make comparisons between GESP and other existing algorithms based on the complexity of the initialization stage. As [29] reveals, the so far best result is obtained by ESP, which is

$$m = \Omega(s(1)k \log n). \quad (58)$$

Recall the complexity of our result (Theorem 1 & 2)

$$m = \Omega \left( \min_{p \in [k]} \max \left\{ p^2 s^2(p), k s(p) \right\} \log n \right), \quad (59)$$

when the structure function  $s(p)$  is known in advance, or multiple operations are allowed. As has been discussed in Remark 1, GESP makes a significant improvement compared to (58). In the following, we assume that the structure function is unknown and that the multiple operation is not allowed. For simplicity, we only consider the result derived in Theorem 3, which is

$$m = \Omega \left( k s^2(\lceil \sqrt{k} \rceil) \log n \right), \quad (60)$$

although we can prove the strict superiority of the result derived in Theorem 4 (see Section V-B).

It is notable that (60) is derived from (53), which is slightly worse than (59). However, it still outperforms the state-of-the-art result (58) once  $s^2(\lceil \sqrt{k} \rceil) < s(1)$ .

Here, we offer a concrete example to demonstrate the superiority of our result.

**Example 1.** Assume that both  $\sqrt{k}$  and  $\sqrt[6]{k}$  are integers<sup>5</sup>. The target signal  $\mathbf{x}$  satisfies

$$|x_{(i)}|^2 = \begin{cases} \frac{\|\mathbf{x}\|^2}{\sqrt{k}}, & i = 1 \\ \frac{\|\mathbf{x}\|^2}{\sqrt{k}-1} \times \left( \frac{1}{\sqrt[6]{k}} - \frac{1}{\sqrt{k}} \right), & i = 2, \dots, \sqrt{k} \\ \frac{\|\mathbf{x}\|^2}{k-\sqrt{k}} \times \left( 1 - \frac{1}{\sqrt[6]{k}} \right), & i = \sqrt{k} + 1, \dots, k. \end{cases}$$

In this case,  $s(1) = \sqrt{k}$  and  $s(\sqrt{k}) = \sqrt[6]{k}$ , which in turn indicates that

$$\text{Sampling complexity of GESP} = \Omega(k^{4/3} \log n),$$

$$\text{Sampling complexity of ESP} = \Omega(k^{3/2} \log n).$$

### B. Strict superiority of Theorem 4 over Theorem 3

In Theorem 4, we have shown that the result

$$m = \Omega \left( \min_{p \in [\lceil \sqrt{k} \rceil]} \max \left\{ p^2 s^2(p), \sqrt{k} s^2(p), k s(p) \right\} \log n \right),$$

is better than (60) in Section III-B. In this section, we provide one certain example to illustrate this strict superiority.

**Example 2.** Assume that both  $\sqrt{k}$  and  $\sqrt[4]{k}$  are integers. Construct the target signal  $\mathbf{x}$  as

$$|x_{(i)}|^2 = \begin{cases} \frac{\|\mathbf{x}\|^2}{\sqrt[4]{k^3}}, & i = 1, 2, \dots, \sqrt[4]{k}, \\ \frac{\|\mathbf{x}\|^2}{\sqrt{k}-\sqrt[4]{k}} \times \left( \frac{1}{\sqrt[3]{k}} - \frac{1}{\sqrt{k}} \right), & i = \sqrt[4]{k} + 1, \dots, \sqrt{k}, \\ \frac{\|\mathbf{x}\|^2}{k-\sqrt{k}} \times \left( 1 - \frac{1}{\sqrt[3]{k}} \right), & i = \sqrt{k} + 1, \dots, k. \end{cases}$$

In this case, it can be calculated that

$$\Omega \left( k s^2(\sqrt{k}) \log n \right) = \Omega(k^{5/3} \log n)$$

and

$$\begin{aligned} & \Omega \left( \min_{p \in [\lceil \sqrt{k} \rceil]} \max \left\{ p^2 s^2(p), \sqrt{k} s^2(p), k s(p) \right\} \log n \right) \\ &= \Omega \left( k s(\sqrt[4]{k}) \log n \right) = \Omega(k^{3/2} \log n), \end{aligned}$$

which demonstrates the improvement in Theorem 4.

## VI. NUMERICAL SIMULATION

In this section, we conduct several numerical experiments to explore the performance of GESP.

<sup>5</sup>In fact, we can also construction such examples even though this assumption does not hold. However, omitting it will lead to unnecessary complications in the construction (e.g., involving terms like  $\lceil \sqrt{k} \rceil \pm 1$ ). The same phenomenon also occurs in Example 2.

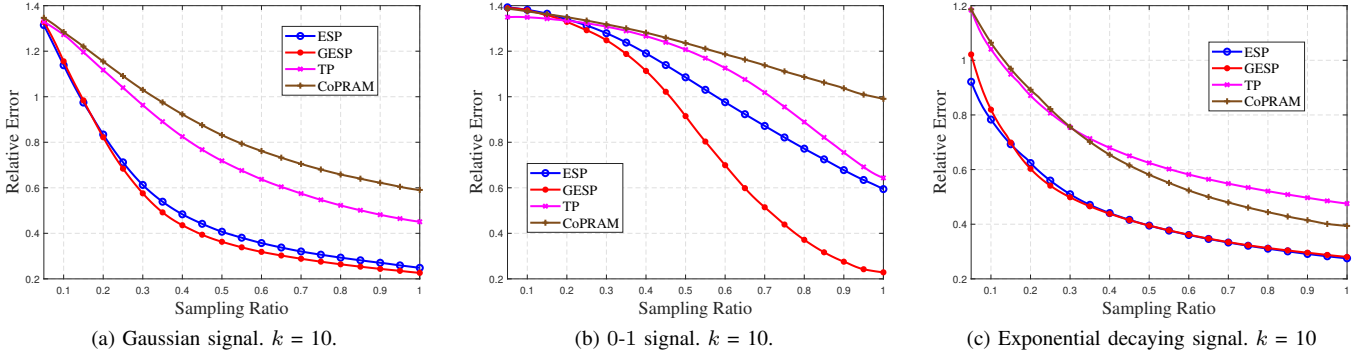


Fig. 2: Performance comparison of relative error and fraction of recovered support as a function of sampling ratio. The sparsity  $k$  is 10.

### A. Experiment Settings

Throughout the experiments, we fix the signal dimension  $n = 1000$ . The sampling vectors  $\{\mathbf{a}_i\}_{i=1}^m$  are  $n$ -dimensional standard complex Gaussian vectors independent of each other. The generation of the  $k$ -sparse target signal  $\mathbf{x} \in \mathbb{C}^n$  is divided into two steps. We first randomly select  $k$  indices from the whole set  $[n]$  as the support of  $\mathbf{x}$ . After then, the non-zero elements are i) drawn from standard complex Gaussian distribution, ii) being 1's and iii) following the exponential decaying trend, respectively. For each experiment, we fix  $p$  as  $\lceil \sqrt{k} \rceil$  for GESP and conduct hundreds of independent trials to reduce random error.

For the first experiment, we compare the performance of GESP with several common algorithms including CoPRAM, TP and ESP in different situations. For fair comparison, we simply consider the initialization stage while ignoring the refinement stage of CoPRAM, and employ the suggested hyperparameters for TP. Our second experiment conducts a more comprehensive comparison for GESP, ESP and TP through the transition plot. Specifically, we give insight into the performance of these algorithms under different combinations of the sampling number and the sparsity.

With respect to the measurement of the performance for different algorithms, we import the relative error as a metric, which is often employed to measure the normalized distance between the estimate signal and the target signal [28], [30]. Specifically, the relative error is defined as

$$\text{Relative error} = \frac{\text{dist}(\mathbf{z}, \mathbf{x})}{\|\mathbf{x}\|}.$$

### B. Recovery performance comparison for different algorithms

In this experiment, we vary the sampling ratio from 0.05 to 1, and record the corresponding relative error of different algorithms in these settings.

As Fig. 2a – 2c reveals, all algorithms under test have lower relative error as the sampling ratio increases, which means more samples bring better performance. For both sparse Gaussian and 0-1 signals, ESP holds a better performance than TP and CoPRAM, which is consistent with the conclusion in [29]. Moreover, GESP holds a slightly better performance

over ESP for sparse Gaussian signals, while making significant improvements for sparse 0-1 signals. Specifically, from Fig. 2b when the sampling ratio is 65%, the relative error for GESP is only 60%. In comparison, it is 92%, 107%, 116% for ESP, TP and CoPRAM respectively. Therefore, the superiority of GESP is enormous especially in challenging cases (e.g., 0-1 signals). However, for the exponential decaying signals, GESP performs slightly worse than ESP — largely due to the inappropriate choice of  $p$  (set in the simulation as  $\lceil \sqrt{k} \rceil$ ). Essentially, ESP can be regarded as GESP with  $p$  taking 1, and theoretical analysis indicates that a smaller  $p$  would be preferable for these signals. This observation aligns with our theoretical predictions, which indicate that ESP should outperform GESP in this context.

### C. Phase transition plot

With the aim of making a more comprehensive comparison for TP, ESP and GESP, we produce the phase transition plot for these algorithms. Specifically, we set the signal dimension  $n = 1000$  and the target signal  $\mathbf{x}$  as sparse Gaussian random signals. Meanwhile, we vary the sampling number  $m$  from 100 to 1500 with step size 100 and sparsity  $k$  from 5 to 60 with step size 5, respectively. To measure the performance of these algorithms, we define one trial successful if the relative error does not exceed the pre-set threshold 0.6, and record the successful rate of every algorithm among 200 independent trials. The phase transition plot is displayed in Fig. 3a – 3c.

Two observations can be obtained from the phase transition plot. First, compared to TP, it can be observed that ESP and GESP achieve successful recovery in more cases. Meanwhile, the difference between ESP and GESP appears when the sampling number is relatively small while the sparsity is relatively large (e.g.  $m = 900, k = 25$ ). Specifically, GESP obtains more successful recovery than ESP. Second, all three algorithms fail to successfully recover the target signal when the sampling number is extremely small, which perhaps arises from the setting of the threshold. In this case, the pre-set threshold 0.6 is so small that all three algorithms fail to reach.

## VII. CONCLUSION

In this paper, we investigate the problem of sparse phase retrieval, focusing on improving initialization algorithms for



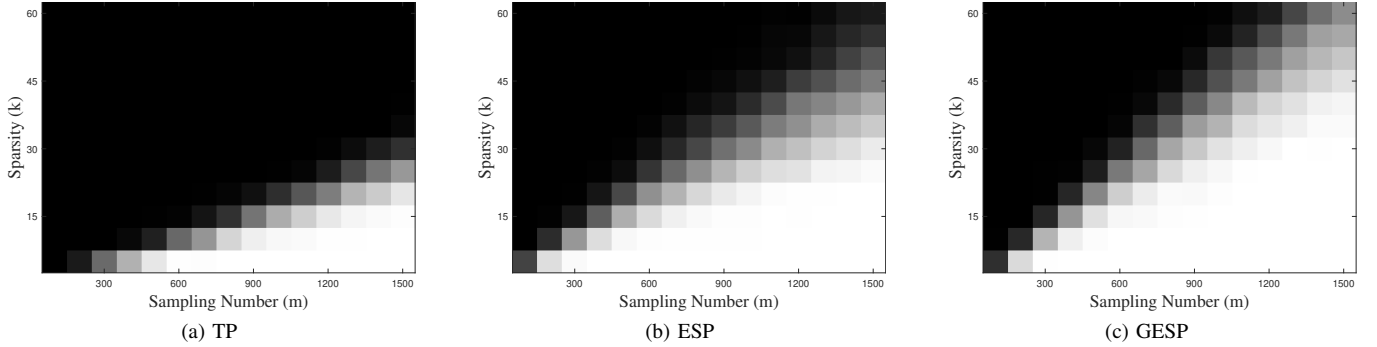


Fig. 3: The phase transition plot of TP(left), ESP(middle) and GESP(right) with signal dimension  $n = 1000$ . We employ different grey levels to represent different successful recovery rates for each block. Black means that the successful recovery rate is 0, white 1, and gray between 0 and 1.

recovering a  $k$ -sparse  $n$ -dimensional signal from  $m$  phaseless observations. Through an analysis of existing methods, we propose Generalized Exponential Spectral Pursuit (GESP), which enhances initialization performance and refines the understanding of sampling complexity in sparse phase retrieval. Empirical evaluations further validate the practical effectiveness of GESP. Simulation experiments demonstrated its robustness and efficiency in recovering sparse signals, highlighting its potential utility in real-world applications.

While this work advances both theoretical bounds and practical performance for sparse phase retrieval, it does not fully resolve the statistical-to-computational gap. Specifically, under Gaussian measurements,  $\Omega(k \log n)$  samples are theoretically sufficient to determine the target signal. However, in practical scenarios requiring polynomial-time algorithms, the sample complexity increases to  $\Omega(k^2 \log n)$  in the worst case, such as when the target signal consists of 0-1 entries. Future research could aim to bridge this gap by exploring novel algorithmic frameworks or leveraging insights from other areas, such as computational complexity and optimization. Additionally, extending the applicability of GESP to broader measurement models and refining the refinement stage offer promising directions for advancing this field.

#### APPENDIX A BASIC TOOLS AND LEMMAS

In this section, we present several useful lemmas and necessary proofs. First of all, recall that

$$\mathbf{Z} = \frac{1}{m} \sum_{i=1}^m \left( \frac{1}{2} - \exp\left(-\frac{y_i^2}{\lambda^2}\right) \right) \mathbf{a}_i \mathbf{a}_i^*, \quad (\text{A.1})$$

where  $\lambda^2 = \frac{1}{m} \sum_{i=1}^m y_i^2$ . It is challenging to derive the expectation of  $\mathbf{Z}$ . Following the technique in [12], [29], we introduce

$$\tilde{\mathbf{Z}} = \frac{1}{m} \sum_{i=1}^m \left( \frac{1}{2} - \exp\left(-\frac{y_i^2}{\|\mathbf{x}\|^2}\right) \right) \mathbf{a}_i \mathbf{a}_i^*, \quad (\text{A.2})$$

whose expectation was derived in [12] as

$$\mathbb{E}[\tilde{\mathbf{Z}}] = \frac{\mathbf{x}\mathbf{x}^*}{4\|\mathbf{x}\|^2}. \quad (\text{A.3})$$

For convenience, denote

$$\begin{aligned} \mathbf{Z}_j &= \text{diag}(\mathbf{Z})_j, & \tilde{\mathbf{Z}}_j &= \text{diag}(\tilde{\mathbf{Z}})_j, \\ \mathbf{f} &= \mathbf{Z}\mathbf{e}^0, & \tilde{\mathbf{f}} &= \tilde{\mathbf{Z}}\mathbf{e}^0. \end{aligned}$$

In the following, we introduce several results concentrating on the effect of the ceiling sign on the sampling complexity.

**Lemma 1.** *For the ceiling function in the asymptotic notation, we have*

$$\Omega(\lceil \sqrt{k} \rceil) = \Omega(\sqrt{k}) \quad (\text{A.4})$$

$$\Omega(s(\lceil \sqrt{k} \rceil)) = \Omega(s(c\lceil \sqrt{k} \rceil)), \quad (\text{A.5})$$

where  $c$  is a fixed positive integer.

*Proof.* Note that  $\sqrt{k} \leq \lceil \sqrt{k} \rceil \leq \sqrt{k} + 1$ , then (A.4) can be easily derived from the following relationship.

$$\lim_{k \rightarrow \infty} \frac{\sqrt{k} + 1}{\sqrt{k}} = 1.$$

As for (A.5), recall from the definition of  $s(p)$ , we have

$$s(c\lceil \sqrt{k} \rceil) = \frac{\|\mathbf{x}\|^2}{\sum_{j=1}^{c\lceil \sqrt{k} \rceil} |x_{(j)}|^2}.$$

Since  $x_{(j)}$ 's are the rearrangement of the entries of  $\mathbf{x}$  with a descend order in their modulus, the summation in the denominator can be estimated as

$$\sum_{j=1}^{\lceil \sqrt{k} \rceil} |x_{(j)}|^2 \leq \sum_{j=1}^{c\lceil \sqrt{k} \rceil} |x_{(j)}|^2 \leq c \sum_{j=1}^{\lceil \sqrt{k} \rceil} |x_{(j)}|^2,$$

which in turn yields

$$\frac{1}{c} s(\lceil \sqrt{k} \rceil) \leq s(c\lceil \sqrt{k} \rceil) \leq s(\lceil \sqrt{k} \rceil).$$

In that  $c$  is a constant as  $k$  and  $n$  tend to infinity, (A.5) is a natural derivation.  $\square$

We then introduce the Bernstein inequality for complex cases.

**Lemma 2.** Let  $X_i$  be independent, mean-zero complex sub-exponential random variables for  $i \in [m]$ , then for any  $\epsilon > 0$ , we have

$$\mathbb{P}\left(\left|\frac{1}{m}\sum_{i=1}^m X_i\right| \geq \epsilon\right) \leq 4 \exp\left(-cm \min\left\{\frac{\epsilon^2}{K^2}, \frac{\epsilon}{K}\right\}\right),$$

where  $K = \max_{i \in [m]} \|X_i\|_{\psi_1}$  and  $c$  is the numerical constant.

Next, the difference between  $\lambda^2$  and  $\|\mathbf{x}\|^2$  is analyzed.

**Lemma 3.** Given  $k$ -sparse signal  $\mathbf{x}$ , for any constant  $\beta > 0$ , suppose that  $\mathbf{a}_i$ 's are complex Gaussian random variables. Then provided that  $m \geq C_\beta \kappa^2$ ,

$$\left(1 - \frac{\beta}{\kappa}\right)\|\mathbf{x}\|^2 \leq \frac{1}{m} \sum_{i=1}^m |\mathbf{a}_i^* \mathbf{x}|^2 \leq \left(1 + \frac{\beta}{\kappa}\right)\|\mathbf{x}\|^2$$

holds with probability at least  $1 - e^{-c_\beta m}$ , where  $\kappa$  can be substitute by any quantity satisfying  $\frac{\beta}{\kappa} < 1$ , such as  $ps(p)$ , and  $c_\beta$  and  $C_\beta$  are numerical constants determined by  $\beta$ .

*Proof.* It is easy to find that  $|\mathbf{a}_i^* \mathbf{x}|^2$ 's are independent sub-exponential random variables with mean  $\mathbb{E}[|\mathbf{a}_i^* \mathbf{x}|^2] = \|\mathbf{x}\|^2$  and  $c_0 \|\mathbf{x}\|^2$  as their squared sub-exponential norms. Hence, employing Bernstein's inequality yields

$$\begin{aligned} & \mathbb{P}\left(\left|\frac{1}{m} \sum_{i=1}^m |\mathbf{a}_i^* \mathbf{x}|^2 - \|\mathbf{x}\|^2\right| > \frac{\beta}{\kappa} \|\mathbf{x}\|^2\right) \\ & \leq 2 \exp\left(-C_\beta m \min\left\{\frac{\beta^2}{\kappa^2 K^2}, \frac{\beta}{\kappa K}\right\}\right), \end{aligned}$$

where  $K = \max_{i \in [m]} \|\mathbf{a}_i^* \mathbf{x}\|_{\psi_1} / \|\mathbf{x}\|^2$  and  $C_\beta$  is the numerical constant. Thus we obtain the desired result.  $\square$

Finally, we introduce a useful lemma that measures the similarity between the exponential spectral  $\mathbf{Z}$  and its estimator  $\mathbb{E}[\mathbf{Z}_0]$ .

**Lemma 4.** Suppose a constant  $\eta > 0$  and a positive integer  $q \leq k$ . For all  $S \subseteq [n]$  satisfying  $|S| = q$ , let  $T$  be a subset of  $\mathbb{C}^n$  such that  $\|\mathbf{z}\| \leq 1$  holds for all  $\mathbf{z} \in T$ . Given any constant  $\epsilon \in (0, 1)$ , let  $\mathcal{N}(T, \epsilon)$  be the covering number [31, Definition 4.2.2] of  $T$  and  $g(k, s(p))$  be a function with respect to  $k$  and  $s(p)$  satisfying  $g(k, s(p)) \geq 1$ . It holds with probability at least  $1 - 2e^{-c_\eta m}$  that

$$\sup_{\mathbf{z}_1, \mathbf{z}_2 \in T} \mathbf{z}_1^* \left(\mathbf{Z}_S - \mathbb{E}[\tilde{\mathbf{Z}}_S]\right) \mathbf{z}_2 \leq \frac{\eta}{g(k, s(p))} \quad (\text{A.6})$$

with the proviso that

$$m \geq C_\eta g^2(k, s(p)) (\log \mathcal{N}(T, \epsilon) + q \log(n/q)), \quad (\text{A.7})$$

where  $c_\eta$  and  $C_\eta$  are numerical constants related to  $\eta$ .

In particular, when  $T = \{\mathbf{u} \mid \text{supp}(\mathbf{u}) = S, \|\mathbf{u}\| \leq 1\}$ , the inequality

$$\left\|\mathbf{Z}_S - \mathbb{E}[\tilde{\mathbf{Z}}_S]\right\| \leq \frac{\eta}{2g(k, s(p))} \quad (\text{A.8})$$

holds true with the proviso that  $m \geq C_\eta q g^2(k, s(p)) \log n$ .

*Proof.* Denote the smallest  $\epsilon$ -net of  $T$  as  $N_\epsilon^T$ , which means that  $|N_\epsilon^T| = \mathcal{N}(T, \epsilon)$ . Then, for any unit  $\mathbf{z}_1, \mathbf{z}_2 \in T$ , there

exist  $\mathbf{z}_{10} \in N_\epsilon^T$  and  $\mathbf{z}_{20} \in N_\epsilon^T$  such that  $\|\mathbf{z}_1 - \mathbf{z}_{10}\| \leq \epsilon$  and  $\|\mathbf{z}_2 - \mathbf{z}_{20}\| \leq \epsilon$ . It holds that

$$\begin{aligned} & \mathbf{z}_1^* \left(\mathbf{Z}_S - \mathbb{E}[\tilde{\mathbf{Z}}_S]\right) \mathbf{z}_2 \\ & = \mathbf{z}_{10}^* \left(\mathbf{Z}_S - \mathbb{E}[\tilde{\mathbf{Z}}_S]\right) \mathbf{z}_{20} + \mathbf{z}_1^* \left(\mathbf{Z}_S - \mathbb{E}[\tilde{\mathbf{Z}}_S]\right) (\mathbf{z}_2 - \mathbf{z}_{20}) \\ & \quad + (\mathbf{z}_1 - \mathbf{z}_{10})^* \left(\mathbf{Z}_S - \mathbb{E}[\tilde{\mathbf{Z}}_S]\right) \mathbf{z}_{20} \\ & \stackrel{(a)}{\leq} \sup_{\mathbf{z}_{10}, \mathbf{z}_{20} \in N_\epsilon^T} \mathbf{z}_{10}^* \left(\mathbf{Z}_S - \mathbb{E}[\tilde{\mathbf{Z}}_S]\right) \mathbf{z}_{20} + 2\epsilon \left\|\mathbf{Z}_S - \mathbb{E}[\tilde{\mathbf{Z}}_S]\right\|, \end{aligned}$$

where (a) comes from the definition of  $N_\epsilon^T$  and the matrix norm, together with the fact that  $\|\mathbf{z}_{20}\| \leq 1$ . We first prove the following two inequalities

$$\sup_{\mathbf{z}_{10}, \mathbf{z}_{20} \in N_\epsilon^T} \mathbf{z}_{10}^* \left(\tilde{\mathbf{Z}}_S - \mathbb{E}[\tilde{\mathbf{Z}}_S]\right) \mathbf{z}_{20} \leq \frac{\eta}{4} \times \frac{1}{g(k, s(p))}, \quad (\text{A.9})$$

$$\sup_{\mathbf{z}_{10}, \mathbf{z}_{20} \in N_\epsilon^T} \mathbf{z}_{10}^* \left(\mathbf{Z}_S - \tilde{\mathbf{Z}}_S\right) \mathbf{z}_{20} \leq \frac{\eta}{4} \times \frac{1}{g(k, s(p))}. \quad (\text{A.10})$$

† **Proof for (A.9)**

Simple calculation gives that

$$\mathbf{z}_{10}^* \tilde{\mathbf{Z}}_S \mathbf{z}_{20} = \frac{1}{m} \sum_{i=1}^m \left(\frac{1}{2} - \exp\left(-\frac{\mathbf{y}_i^2}{\|\mathbf{x}\|^2}\right)\right) \mathbf{z}_{10}^* \mathbf{a}_i \mathbf{a}_i^* \mathbf{z}_{20},$$

which is the sum of independent sub-exponential random variables with constant  $\psi_1$  norms, since  $\|\mathbf{z}_{10}\|, \|\mathbf{z}_{20}\| \leq 1$ . Employing Bernstein's inequality yields

$$\begin{aligned} & \mathbb{P}\left(\left|\mathbf{z}_{10}^* \left(\tilde{\mathbf{Z}}_S - \mathbb{E}[\tilde{\mathbf{Z}}_S]\right) \mathbf{z}_{20}\right| > \frac{\eta}{4} \times \frac{1}{g(k, s(p))}\right) \\ & \leq 2 \exp\left(-C_\eta m \min\left\{\frac{\eta^2}{16K^2 g^2(k, s(p))}, \frac{\eta}{4Kg(k, s(p))}\right\}\right) \\ & \doteq p_1, \end{aligned}$$

where  $K = \max_{i \in [m]} \left\|\left(\frac{1}{2} - \exp\left(-\frac{\mathbf{y}_i^2}{\|\mathbf{x}\|^2}\right)\right) \mathbf{a}_i^* \mathbf{z}_{10} \|\mathbf{a}_i^* \mathbf{z}_{20}\right\|_{\psi_1}$  and  $c_\eta$  is the numerical constant.

Take the union bound for all  $\mathbf{z}_{10}, \mathbf{z}_{20} \in N_\epsilon^T$ , we have

$$\begin{aligned} & \mathbb{P}\left(\sup_{\mathbf{z}_{10}, \mathbf{z}_{20} \in N_\epsilon^T} \mathbf{z}_{10}^* \left(\tilde{\mathbf{Z}}_S - \mathbb{E}[\tilde{\mathbf{Z}}_S]\right) \mathbf{z}_{20} \leq \frac{\eta}{4} \times \frac{1}{g(k, s(p))}\right) \\ & \geq 1 - \mathcal{N}^2(T, \epsilon) \times p_1. \end{aligned}$$

Furthermore, take the union bound for all  $S \subseteq [n]$  satisfying  $|S| \leq q$ , the probability will exceed  $1 - \binom{n}{q} \mathcal{N}^2(T, \epsilon) p_1$ .

Therefore, when

$$m \geq C'_\eta g^2(k, s(p)) (\log \mathcal{N}(T, \epsilon) + q \log(n/q)),$$

(A.9) holds with probability exceeding  $1 - 2 \exp(-c'_\eta m)$ .

† **Proof for (A.10)**

Direct calculation yields

$$\begin{aligned}
& \left| \mathbf{z}_{10}^* \left( \mathbf{Z}_S - \tilde{\mathbf{Z}}_S \right) \mathbf{z}_{20} \right| \\
&= \left| \frac{1}{m} \sum_{i=1}^m \left( \exp \left( -\frac{y_i^2}{\lambda^2} \right) - \exp \left( -\frac{y_i^2}{\|\mathbf{x}\|^2} \right) \right) \mathbf{z}_{10}^* \mathbf{a}_i \mathbf{a}_i^* \mathbf{z}_{20} \right| \\
&\stackrel{(a)}{=} \max_{i \in [m]} \exp \left( -\frac{y_i^2}{\xi} \right) \frac{y_i^2}{\xi^2} |\lambda^2 - \|\mathbf{x}\|^2| \times \left| \frac{1}{m} \sum_{i=1}^m \mathbf{z}_{10}^* \mathbf{a}_i \mathbf{a}_i^* \mathbf{z}_{20} \right| \\
&\stackrel{(b)}{\leq} \frac{1}{\xi} |\lambda^2 - \|\mathbf{x}\|^2| \times \left| \frac{1}{m} \sum_{i=1}^m \mathbf{z}_{10}^* \mathbf{a}_i \mathbf{a}_i^* \mathbf{z}_{20} \right|, \tag{A.11}
\end{aligned}$$

where (a) comes from Lagrange's mean value formula with  $F(t) = \exp\left(\frac{y_i^2}{t}\right)$  and  $\xi \in [\min\{\lambda^2, \|\mathbf{x}\|^2\}, \max\{\lambda^2, \|\mathbf{x}\|^2\}]$ , while (b) employs the numerical inequality  $x e^{-x} \leq 1$ ,  $x \geq 0$ .

For the second term, since  $\mathbf{a}_i$ 's are complex standard Gaussian random vectors and  $\|\mathbf{z}_{10}\|, \|\mathbf{z}_{20}\| \leq 1$ , it can be derived that for every  $i \in [m]$ ,  $\mathbf{z}_{10}^* \mathbf{a}_i \mathbf{a}_i^* \mathbf{z}_{20}$  is sub-exponential random variable with constant  $\psi_1$  norm and expectation being  $\mathbf{z}_{10}^* \mathbf{z}_{20}$ . Therefore, follow the same concentration analysis as in the proof of (A.9), we conclude that the inequality

$$\left| \frac{1}{m} \sum_{i=1}^m |\mathbf{a}_i^* \mathbf{z}_{10}| |\mathbf{a}_i^* \mathbf{z}_{20}| - 1 \right| \leq \frac{\eta}{12} \times \frac{1}{g(k, s(p))} \tag{A.12}$$

holds for all  $\mathbf{z}_{10}, \mathbf{z}_{20} \in N_\epsilon^T$  and  $S \subseteq [n]$  with probability exceeding  $1 - \exp(-c_\eta'' m)$  when

$$m \geq C_\eta'' g^2(k, s(p)) (\log \mathcal{N}(T, \epsilon) + q \log(n/q)).$$

For the first term, by employing Lemma 3 with  $\kappa = g(k, s(p))$  and  $\beta = \eta/12$ , we conclude that

$$\begin{aligned}
\frac{1}{\xi} |\lambda^2 - \|\mathbf{x}\|^2| &\leq \frac{1}{\|\mathbf{x}\|^2 - |\lambda^2 - \|\mathbf{x}\|^2|} |\lambda^2 - \|\mathbf{x}\|^2| \\
&\leq \frac{1}{\left(1 - \frac{\eta}{12g(k, s(p))}\right) \|\mathbf{x}\|^2} \times \frac{\eta \|\mathbf{x}\|^2}{12g(k, s(p))}
\end{aligned} \tag{A.13}$$

holds true with probability exceeding  $1 - e^{-cm}$  as soon as

$$m \geq C_\eta'' g^2(k, s(p)).$$

Finally, taking (A.12) and (A.13) into (A.11) yields

$$\begin{aligned}
\text{(A.11)} &\leq \frac{\left(1 + \frac{\eta}{12g(k, s(p))}\right)}{\left(1 - \frac{\eta}{12g(k, s(p))}\right) \|\mathbf{x}\|^2} \times \frac{\eta \|\mathbf{x}\|^2}{12g(k, s(p))} \\
&\stackrel{(a)}{\leq} 3 \times \frac{\eta}{12} \times \frac{1}{g(k, s(p))} = \frac{\eta}{4} \times \frac{1}{g(k, s(p))},
\end{aligned}$$

where (a) comes from the property  $\frac{1+x}{1-x} \leq 3$ ,  $x \leq \frac{1}{2}$  and the fact that  $\frac{\eta}{12} \times \frac{1}{g(k, s(p))} \leq \frac{1}{2}$ . Here, we complete the proof of two sub-conclusions. Finally, combining (A.9) and (A.10) with  $T = \{\mathbf{u} \mid \text{supp}(\mathbf{u}) = S, \|\mathbf{u}\| \leq 1\}$  yields (A.8), which in turn proves our conclusion.  $\square$

**Remark 3.** As indicated above, the term  $q \log(n/q)$  arises from the union bound for  $S \in [n], |S| = q$ . For fixed set  $S$ , the sampling complexity reduces to

$$m \geq C_\eta g^2(k, s(p)) \log \mathcal{N}(T, \epsilon).$$

A. Concentration analysis for the sum of the diagonal entries

**Lemma 5.** For all  $S \subseteq [n]$  with  $|S| = p$  and constant  $0 < \eta < 1$ , the following concentration inequality

$$\left| \frac{1}{p} \sum_{j \in S} \left( Z_j - \mathbb{E} \left[ \tilde{Z}_j \right] \right) \right| < \eta \times \frac{1}{ps(p)} \tag{A.14}$$

holds true with probability exceeding  $1 - 2e^{-c_\eta m}$  with the proviso that  $m \geq C_\eta p^2 s^2(p) \log n$ , where  $c_\eta$  and  $C_\eta$  are numerical constants related to  $\eta$ .

*Proof.* We can see from (A.3) that

$$\mathbb{E}[\tilde{Z}_j] = \begin{cases} 0, & j \notin \text{supp}(\mathbf{x}), \\ \frac{|x_j|^2}{4\|\mathbf{x}\|^2}, & j \in \text{supp}(\mathbf{x}). \end{cases} \tag{A.15}$$

Therefore, the left term of (A.14) can be expressed as

$$\frac{1}{p} \sum_{j \in S} \left( Z_j - \mathbb{E} \left[ \tilde{Z}_j \right] \right) = \frac{1}{p} \sum_{j \in S} \left( \mathbf{z}_{\{j\}} - \frac{\mathbf{x}_{\{j\}} \mathbf{x}_{\{j\}}^*}{4\|\mathbf{x}\|^2} \right).$$

For all  $j \in [n]$ , employing Lemma 4 with  $S = \{j\}$ , the fixed  $T = \{\mathbf{1}\}$ , and  $g(k, s(p)) = ps(p)$ , we can derive that

$$\sup_{j \in [n]} \mathbf{1}^* \left( \mathbf{z}_{\{j\}} - \frac{\mathbf{x}_{\{j\}} \mathbf{x}_{\{j\}}^*}{4\|\mathbf{x}\|^2} \right) \mathbf{1} \leq \eta \times \frac{1}{ps(p)}$$

holds with probability exceeding  $1 - 2e^{-c_\eta m}$  and the corresponding sampling complexity becomes

$$m \geq C_\eta p^2 s^2(p) \log n,$$

which in turn proves (A.14) since  $S \subseteq [n]$ .  $\square$

B. Concentration analysis for  $\mathbf{f}$

**Lemma 6.** For any constant  $\eta > 0$  and  $\gamma > 0$ , the following concentration inequality

$$\max_{l \in [n]} \left| f_l - \mathbb{E}(\tilde{f}_l) \right| < \eta \times \frac{\gamma}{2\sqrt{ks(p)}} \tag{A.16}$$

holds with probability exceeding  $1 - 2 \exp(-c_\eta m)$  with the proviso that  $m \geq C_\eta \frac{ks(p)}{\gamma^2} \log n$ , where  $c_\eta$  and  $C_\eta$  are numerical constant related to  $\eta$ .

*Proof.* Note that the expression of  $f_l$  can be transformed as

$$f_l = \mathbf{e}_l^* \mathbf{Z}_{S^0} \mathbf{e}^0,$$

where  $\mathbf{e}_l \in \mathbb{C}^n$  is the vector that sets its  $l$ -th entry as 1 while others as 0,  $S^0$  is a fixed set derived by **Step 1** of GESP and  $\mathbf{e}^0$  is the principle eigenvector of  $\mathbf{Z}_{S^0}$ . Employing Lemma 4 with fixed  $S = S^0$ , fixed  $T = \{\mathbf{e}_1, \mathbf{e}_2, \dots, \mathbf{e}_n, \mathbf{e}^0\}$  and  $g(k, s(p)) = \frac{2}{\gamma} \sqrt{ks(p)}$ , we derive that

$$\max_{l \in [n]} \left| f_l - \mathbb{E}(\tilde{f}_l) \right| < \eta \times \frac{\gamma}{2\sqrt{ks(p)}}$$

holds true with probability exceeding  $1 - 2 \exp(-c_\eta m)$  with the sampling complexity satisfying  $m \geq C_\eta \frac{ks(p)}{\gamma^2} \log n$ .  $\square$

APPENDIX B  
PROOF FOR PROPOSITION 1

Denote  $\bar{S}$  as the index set corresponding to the largest  $p$  elements of  $\mathbf{x}$ . We establish the upper and lower bounds for  $\frac{1}{p} \sum_{j \in S^0} Z_j$  and  $\frac{1}{p} \sum_{j \in \bar{S}} Z_j$ , respectively.

$$\begin{aligned} \left| \frac{1}{p} \sum_{j \in S^0} Z_j - \frac{1}{p} \sum_{j \in S^0} \mathbb{E} [\tilde{Z}_j] + \left| \frac{1}{p} \sum_{j \in S^0} (Z_j - \mathbb{E} [\tilde{Z}_j]) \right| \right| \\ \leq \frac{\|\mathbf{x}_{S^0}\|^2}{4p\|\mathbf{x}\|^2} + \frac{1}{16ps(p)}, \end{aligned} \quad (\text{B.1})$$

$$\begin{aligned} \left| \frac{1}{p} \sum_{j \in \bar{S}} Z_j - \frac{1}{p} \sum_{j \in \bar{S}} \mathbb{E} [\tilde{Z}_j] - \left| \frac{1}{p} \sum_{j \in \bar{S}} (Z_j - \mathbb{E} [\tilde{Z}_j]) \right| \right| \\ = \frac{\|\mathbf{x}_{\bar{S}}\|^2}{p\|\mathbf{x}\|^2} - \left| \frac{1}{p} \sum_{j \in \bar{S}} (Z_j - \mathbb{E} [\tilde{Z}_j]) \right| \\ \geq \frac{1}{4ps(p)} - \frac{1}{16ps(p)} = \frac{3}{16ps(p)}. \end{aligned} \quad (\text{B.2})$$

From the definition of  $S^0$  and  $\bar{S}$ , we have

$$\frac{1}{p} \sum_{j \in S^0} Z_j \geq \frac{1}{p} \sum_{j \in \bar{S}} Z_j. \quad (\text{B.3})$$

Therefore, combining (B.1), (B.2), and (B.3), we have

$$\frac{\|\mathbf{x}_{S^0}\|^2}{4p\|\mathbf{x}\|^2} + \frac{1}{16ps(p)} \geq \frac{3}{16ps(p)}, \quad (\text{B.4})$$

which implies

$$\frac{\|\mathbf{x}_{S^0}\|^2}{\|\mathbf{x}\|^2} \geq \frac{1}{2s(p)}. \quad (\text{B.5})$$

Thus we complete the proof.

APPENDIX C  
PROOF FOR PROPOSITION 2

For any set  $\mathcal{T}$  satisfying  $|\mathcal{T}| = p' \leq k$  and  $\frac{\|\mathbf{x}_{\mathcal{T}}\|^2}{\|\mathbf{x}\|^2} \geq \frac{1}{2s(p)}$ , suppose  $\mathbf{z}$  as the unit eigenvector corresponding to the largest eigenvalue, denoted as  $\tau$ , of

$$\mathbf{Z}_{\mathcal{T}} = \frac{1}{m} \sum_{i=1}^m \left( \frac{1}{2} - \exp \left( -\frac{y_i^2}{\lambda^2} \right) \right) (\mathbf{a}_i)_{\mathcal{T}} (\mathbf{a}_i)_{\mathcal{T}}^*.$$

Then, we have

$$\begin{aligned} \left| \tau \|\mathbf{z}\|^2 - \frac{|\mathbf{x}_{\mathcal{T}}^* \mathbf{z}|^2}{4\|\mathbf{x}\|^2} \right| &= \left| \mathbf{z}^* \mathbf{Z}_{\mathcal{T}} \mathbf{z} - \mathbf{z}^* \left( \frac{\mathbf{x}_{\mathcal{T}} \mathbf{x}_{\mathcal{T}}^*}{4\|\mathbf{x}\|^2} \right) \mathbf{z} \right| \\ &\stackrel{(a)}{\leq} \left\| \mathbf{Z}_{\mathcal{T}} - \frac{\mathbf{x}_{\mathcal{T}} \mathbf{x}_{\mathcal{T}}^*}{4\|\mathbf{x}\|^2} \right\| \|\mathbf{z}\|^2 \stackrel{(b)}{\leq} \frac{\eta}{s(p)}, \end{aligned} \quad (\text{C.1})$$

where (a) is based on the relationship between matrix norm and vector norm, (b) employs (A.8) with  $g(k, s(p)) = s(p)$  and the condition  $\|\mathbf{z}\| = 1$ . The above inequality holds with probability at least  $1 - 2e^{-c_{\eta} m}$  when  $m \geq C_{\eta} p' s^2(p) \log n$ . Therefore, through simple transformation, (C.1) can be expressed as

$$|\mathbf{x}_{\mathcal{T}}^* \mathbf{z}|^2 \geq 4(\tau - \frac{\eta}{s(p)}) \|\mathbf{x}\|^2. \quad (\text{C.2})$$

Moreover, since  $\tau$  is the largest eigenvalue of  $\mathbf{Z}_{\mathcal{T}}$ , we can estimate it as

$$\begin{aligned} \tau &\geq \frac{1}{\|\mathbf{x}_{\mathcal{T}}\|^2} \mathbf{x}_{\mathcal{T}}^* \mathbf{Z}_{\mathcal{T}} \mathbf{x}_{\mathcal{T}} \\ &= \frac{1}{\|\mathbf{x}_{\mathcal{T}}\|^2} \mathbf{x}_{\mathcal{T}}^* \left( \mathbf{Z}_{\mathcal{T}} - \frac{\mathbf{x}_{\mathcal{T}} \mathbf{x}_{\mathcal{T}}^*}{4\|\mathbf{x}\|^2} \right) \mathbf{x}_{\mathcal{T}} + \frac{\|\mathbf{x}_{\mathcal{T}}\|^2}{4\|\mathbf{x}\|^2} \\ &\stackrel{(a)}{\geq} \frac{\|\mathbf{x}_{\mathcal{T}}\|^2}{4\|\mathbf{x}\|^2} - \frac{\eta}{s(p)}, \end{aligned} \quad (\text{C.3})$$

where (a) comes from the definition of eigenvector and Lemma 4 with  $g(k, s(p)) = s(p)$ <sup>6</sup>. Taking (C.3) into (C.2) yields

$$\begin{aligned} |\mathbf{x}_{\mathcal{T}}^* \mathbf{z}|^2 &\geq 4 \left( \frac{\|\mathbf{x}_{\mathcal{T}}\|^2}{4\|\mathbf{x}\|^2} - 2 \frac{\eta}{s(p)} \right) \|\mathbf{x}\|^2 \\ &= \|\mathbf{x}_{\mathcal{T}}\|^2 - 8 \frac{\eta}{s(p)} \|\mathbf{x}\|^2 \stackrel{(a)}{\geq} (1 - 16\eta) \|\mathbf{x}_{\mathcal{T}}\|^2, \end{aligned} \quad (\text{C.4})$$

where (a) comes from the assumption  $\frac{\|\mathbf{x}_{\mathcal{T}}\|^2}{\|\mathbf{x}\|^2} \geq \frac{1}{2s(p)}$ . Let  $\mu_1 = \sqrt{(1 - 16\eta)}$ , we complete the proof.

APPENDIX D  
PROOF FOR PROPOSITION 3

From the definition of  $\tilde{f}_l$ , we can derive that

$$|\mathbb{E}[\tilde{f}_l]| = \begin{cases} 0, & l \notin \text{supp}(\mathbf{x}), \\ \frac{|\mathbf{x}^* \mathbf{z}_0| |x_l|}{4\|\mathbf{x}\|^2}, & l \in \text{supp}(\mathbf{x}). \end{cases} \quad (\text{D.1})$$

Based on the definition of  $S_{\gamma}$ , we evaluate the gap between  $f_l, l \in S_{\gamma}$  and  $f_l, l \notin \text{supp}(\mathbf{x})$ . For  $l \in S_{\gamma}$ , we have

$$\begin{aligned} |f_l| &\geq |\mathbb{E}[\tilde{f}_l]| - |f_l - \mathbb{E}[\tilde{f}_l]| \\ &\stackrel{(a)}{\geq} \frac{1}{4\|\mathbf{x}\|^2} \times \frac{\gamma \|\mathbf{x}\|}{2\sqrt{k}} \times \mu_1 \sqrt{\frac{1}{2s(p)}} \|\mathbf{x}\| - |f_l - \mathbb{E}[\tilde{f}_l]| \\ &\stackrel{(b)}{>} \frac{\gamma \mu_1}{8\sqrt{2}} \sqrt{\frac{1}{ks(p)}} - \frac{\gamma \mu_1}{16\sqrt{2}} \sqrt{\frac{1}{ks(p)}} = \frac{\gamma \mu_1}{16\sqrt{2}} \sqrt{\frac{1}{ks(p)}}, \end{aligned} \quad (\text{D.2})$$

where (a) is from the definition of  $S_{\gamma}$  and Proposition 2 and (b) employs Lemma 6 with  $\eta = \frac{\mu_1}{8\sqrt{2}}$  and holds with probability exceeding  $1 - 4e^{-c_{\gamma} \mu_1 m}$  when  $m \geq C_{\mu_1} \frac{ks(p)}{\gamma^2} \log n$ .

On the other hand, for  $l \notin \text{supp}(\mathbf{x})$ , we have

$$|f_l| \leq |\mathbb{E}[\tilde{f}_l]| + |f_l - \mathbb{E}[\tilde{f}_l]| \stackrel{(a)}{\leq} \frac{\gamma \mu_1}{16\sqrt{2}} \sqrt{\frac{1}{ks(p)}}, \quad (\text{D.3})$$

where (a) comes from (D.1) and Lemma 6 with  $\eta = \frac{\mu_1}{8\sqrt{2}}$ . By combining (D.2) and (D.3), we claim that all indices in  $S_{\gamma}$  are selected in this case. Therefore, we can derive that

$$\frac{\|\mathbf{x}_{S_1}\|^2}{\|\mathbf{x}\|^2} \geq 1 - \sum_{i \notin S_{\gamma}} \frac{|x_i|^2}{\|\mathbf{x}\|^2} \geq 1 - \frac{\gamma^2}{4}.$$

<sup>6</sup>In fact, since the matrix  $\mathbf{Z}_{\mathcal{T}\mathcal{T}} - \frac{\mathbf{x}_{\mathcal{T}} \mathbf{x}_{\mathcal{T}}^*}{4\|\mathbf{x}\|^2}$  are Hermitian matrix, all of its eigenvalues are real and non-negative, allowing the inequality hold true.



APPENDIX E  
PROOF OF PROPOSITION 4

Let  $\mathbf{z}$  with  $\|\mathbf{z}\| = \lambda$  be the eigenvector corresponding to the largest eigenvalue of  $\mathbf{Z}_{\mathcal{T}}$ . Following the same analysis as in Appendix C with the set  $\mathcal{T}$  satisfying  $|\mathcal{T}| \leq k$  and  $\frac{\|\mathbf{x}_{\mathcal{T}}\|^2}{\|\mathbf{x}\|^2} \geq 1 - \frac{\gamma^2}{4}$ , we obtain similar conclusion to (C.2) and (C.3) as

$$|\mathbf{x}_{\mathcal{T}}^* \mathbf{z}|^2 \geq 4(\tau - \eta_2) \|\mathbf{z}\|^2 \|\mathbf{x}\|^2, \quad (\text{E.1})$$

$$\tau \geq \frac{\|\mathbf{x}_{\mathcal{T}}\|^2}{4\|\mathbf{x}\|^2} - \eta_2, \quad (\text{E.2})$$

where we employ  $\|\mathbf{z}\| = \lambda$  and Lemma 4 with  $g(k, s(p)) = 1$ . Hence (E.1) and (E.2) hold with probability at least  $1 - 2e^{-c_{\gamma, \eta_2} m}$  if  $m \geq C_{\gamma, \eta_2} k \log n$ . Suppose  $\kappa_0 = \frac{\|\mathbf{x}_{\mathcal{T}}\|^2}{\|\mathbf{x}\|^2}$ , taking (E.2) into (E.1) yields

$$|\mathbf{x}_{\mathcal{T}}^* \mathbf{z}|^2 \stackrel{(a)}{\geq} (\kappa_0 - 4\eta_2) (1 - \eta_1) \|\mathbf{x}\|^4 \triangleq \mu_2^2 \|\mathbf{x}\|^4, \quad (\text{E.3})$$

where (a) employs Lemma 3 with  $\kappa = 1$  and  $\beta = \eta_1$ . In the following, We derive the estimation for  $\text{dist}(\mathbf{x}_{\mathcal{T}}, z)$ . From the property of inner product, we have

$$\begin{aligned} \text{dist}(\mathbf{x}_{\mathcal{T}}, z)^2 &= \|\mathbf{x}_{\mathcal{T}}\|^2 + \|\mathbf{z}\|^2 - 2|\mathbf{x}_{\mathcal{T}}^* \mathbf{z}| \\ &\leq (1 + \eta_1 + \kappa_0) \|\mathbf{x}\|^2 - 2\mu_2 \|\mathbf{x}\|^2. \end{aligned} \quad (\text{E.4})$$

Take  $\eta_1 = 1 - \kappa_0$  and  $4\eta_2 = \kappa_0 - \kappa_0^2$ , (E.4) becomes

$$\text{dist}(\mathbf{x}_{\mathcal{T}}, z)^2 \leq (2 - 2\sqrt{\kappa_0^3}) \|\mathbf{x}\|^2. \quad (\text{E.5})$$

Therefore, for any  $0 < \delta_0 < 1$ , take  $\gamma$  as

$$1 - \frac{\gamma^2}{4} = \sqrt[3]{\left(\frac{2 - \delta_0^2}{2}\right)^2},$$

and the result (E.5) becomes

$$\text{dist}(\mathbf{x}_{\mathcal{T}}, z) \leq \delta_0 \|\mathbf{x}\|. \quad (\text{E.6})$$

Finally, we have

$$\begin{aligned} \text{dist}(\mathbf{x}, \mathbf{z})^2 &= \text{dist}(\mathbf{x}_{\mathcal{T}}, \mathbf{z})^2 + \|\mathbf{x}_{\mathcal{T}}^\perp\|^2 \\ &\stackrel{(a)}{\leq} \delta_0^2 \|\mathbf{x}\|^2 + \frac{\gamma^2}{4} \|\mathbf{x}\|^2 = \left(\delta_0^2 + \frac{\gamma^2}{4}\right) \|\mathbf{x}\|^2, \end{aligned}$$

where (a) comes from (E.6) and the definition of  $\mathcal{T}$ . Moreover, condition (48) indicates that  $\delta \geq \sqrt{\delta_0^2 + \frac{\gamma^2}{4}} \in [0, 1]$ . Therefore, we complete the proof of Proposition 4.

REFERENCES

- [1] O. Bunk, A. Diaz, F. Pfeiffer, C. David, B. Schmitt, D. K. Satapathy, and J. Van der Veen, "Diffractive imaging for periodic samples: retrieving one-dimensional concentration profiles across microfluidic channels," *Acta Crystallogr. A*, vol. 63, pp. 306–314, 06 2007.
- [2] Y. Shechtman, Y. C. Eldar, O. Cohen, H. N. Chapman, J. Miao, and M. Segev, "Phase retrieval with application to optical imaging: A contemporary overview," *IEEE Signal Process. Mag.*, vol. 32, no. 3, pp. 87–109, 2015.
- [3] S. Pinilla, K. V. Mishra, I. Shevkunov, M. Soltanalian, V. Katkovnik, and K. Egiazarian, "Unfolding-aided bootstrapped phase retrieval in optical imaging: Explainable ai reveals new imaging frontiers," *IEEE Signal Process. Mag.*, vol. 40, no. 2, pp. 46–60, 2023.
- [4] R. P. Millane, "Phase retrieval in crystallography and optics," *J. Opt. Soc. Amer. A*, vol. 7, no. 3, pp. 394–411, Mar. 1990.
- [5] R. W. Harrison, "Phase problem in crystallography," *J. Opt. Soc. Amer. A*, vol. 10, no. 5, pp. 1046–1055, May 1993.
- [6] E. J. Candès, X. Li, and M. Soltanolkotabi, "Phase retrieval via wirtinger flow: Theory and algorithms," *IEEE Trans. Inf. Theory*, vol. 61, no. 4, pp. 1985–2007, 2015.
- [7] H. Zhang and Y. Liang, "Reshaped wirtinger flow for solving quadratic system of equations," *Adv. Neural Inf. Process. Syst.*, vol. 29, pp. 2622–2630, 2016.
- [8] Y. Chen and E. Candès, "Solving random quadratic systems of equations is nearly as easy as solving linear systems," *Commun. Pure Appl. Math.*, vol. 70, May 2015.
- [9] I. Waldspurger, A. d'Aspremont, and S. Mallat, "Phase recovery, maxcut and complex semidefinite programming," *Math. Program.*, vol. 149, no. 1, pp. 47–81, 2015.
- [10] B. Wang, J. Fang, H. Duan, and H. Li, "Phaseequal: Convex phase retrieval via alternating direction method of multipliers," *IEEE Trans. Signal Process.*, vol. 68, pp. 1274–1285, 2020.
- [11] Y. Xia and Z. Xu, "Sparse phase retrieval via phaselift-off," *IEEE Trans. Signal Process.*, vol. 69, pp. 2129–2143, 2021.
- [12] —, "The recovery of complex sparse signals from few phaseless measurements," *Appl. Comput. Harmon. Anal.*, vol. 50, pp. 1–15, 2021.
- [13] M. Iwen, A. Viswanathan, and Y. Wang, "Robust sparse phase retrieval made easy," *Appl. Comput. Harmon. Anal.*, vol. 42, no. 1, pp. 135–142, 2017.
- [14] P. Netrapalli, P. Jain, and S. Sanghavi, "Phase retrieval using alternating minimization," *IEEE Trans. Signal Process.*, vol. 63, no. 18, pp. 4814–4826, 2015.
- [15] Y. Wang and Z. Xu, "Phase retrieval for sparse signals," *Appl. Comput. Harmon. Anal.*, vol. 37, no. 3, pp. 531–544, 2014.
- [16] Y. C. Eldar and S. Mendelson, "Phase retrieval: Stability and recovery guarantees," *Appl. Comput. Harmon. Anal.*, vol. 36, no. 3, pp. 473–494, 2014.
- [17] L. V. Truong and J. Scarlett, "Support recovery in the phase retrieval model: Information-theoretic fundamental limit," *IEEE Trans. Inf. Theory*, vol. 66, no. 12, pp. 7887–7910, 2020.
- [18] X. Li and V. Voroninski, "Sparse signal recovery from quadratic measurements via convex programming," *SIAM J. Math. Anal.*, vol. 45, no. 5, pp. 3019–3033, 2013.
- [19] T. T. Cai, X. Li, and Z. Ma, "Optimal rates of convergence for noisy sparse phase retrieval via thresholded Wirtinger flow," *Ann. Stat.*, vol. 44, no. 5, pp. 2221–2251, 2016.
- [20] G. Wang, L. Zhang, G. B. Giannakis, M. Akçakaya, and J. Chen, "Sparse phase retrieval via truncated amplitude flow," *IEEE Trans. Signal Process.*, vol. 66, no. 2, pp. 479–491, 2018.
- [21] G. Jagatap and C. Hegde, "Sample-efficient algorithms for recovering structured signals from magnitude-only measurements," *IEEE Trans. Inf. Theory*, vol. 65, no. 7, pp. 4434–4456, 2019.
- [22] Z. Yuan, H. Wang, and Q. Wang, "Phase retrieval via sparse wirtinger flow," *J. Comput. Appl. Math.*, vol. 355, pp. 162–173, 2019.
- [23] J. Sun, Q. Qu, and J. Wright, "A geometric analysis of phase retrieval," *Found. Comput. Math.*, vol. 18, no. 5, p. 1131–1198, Oct. 2018.
- [24] M. Xu, D. Dong, and J. Wang, "Subspace phase retrieval," *IEEE Trans. Inf. Theory*, vol. 70, no. 6, pp. 4538–4570, 2024.
- [25] Z. Li, J.-F. Cai, and K. Wei, "Toward the optimal construction of a loss function without spurious local minima for solving quadratic equations," *IEEE Trans. Inf. Theory*, vol. 66, no. 5, pp. 3242–3260, 2020.
- [26] M. Soltanolkotabi, "Structured signal recovery from quadratic measurements: Breaking sample complexity barriers via nonconvex optimization," *IEEE Trans. Inf. Theory*, vol. 65, no. 4, pp. 2374–2400, 2019.
- [27] F. Wu and P. Rebeschini, "Hadamard wirtinger flow for sparse phase retrieval," in *Int. Conf. Artif. Intell. Statist.*, 2021, pp. 982–990.
- [28] J.-F. Cai, J. Li, and J. You, "Provable sample-efficient sparse phase retrieval initialized by truncated power method," *Inverse Probl.*, vol. 39, 2022.
- [29] M. Xu, Y. Zhang, and J. Wang, "Exponential spectral pursuit: An effective initialization method for sparse phase retrieval," in *Proc. Int. Conf. Mach. Learn.*, vol. 235. PMLR, 21–27 Jul 2024, pp. 55 525–55 546.
- [30] G. Wang, G. B. Giannakis, and Y. C. Eldar, "Solving systems of random quadratic equations via truncated amplitude flow," *IEEE Trans. Inf. Theory*, vol. 64, no. 2, pp. 773–794, 2018.
- [31] R. Vershynin, *High-Dimensional Probability: An Introduction with Applications in Data Science*, ser. Cambridge Series in Statistical and Probabilistic Mathematics. Cambridge University Press, 2018.