

A Transfer Framework for Enhancing Temporal Graph Learning in Data-Scarce Settings

Shubham Gupta
 Indian Institute of Technology, Delhi
 New Delhi, India
 shubham.gupta@cse.iitd.ac.in

Srikanta Bedathur
 Indian Institute of Technology, Delhi
 New Delhi, India
 srikanta@cse.iitd.ac.in

Abstract

Dynamic interactions between entities are prevalent in domains like social platforms, financial systems, healthcare, and e-commerce. These interactions can be effectively represented as time-evolving graphs, where predicting future connections is a key task in applications such as recommendation systems. Temporal Graph Neural Networks (TGNNs) have achieved strong results for such predictive tasks but typically require extensive training data, which is often limited in real-world scenarios. One approach to mitigating data scarcity is leveraging pre-trained models from related datasets. However, direct knowledge transfer between TGNNs is challenging due to their reliance on node-specific memory structures, making them inherently difficult to adapt across datasets.

To address this, we introduce a novel transfer approach that disentangles node representations from their associated features through a structured bipartite encoding mechanism. This decoupling enables more effective transfer of memory components and other learned inductive patterns from one dataset to another. Empirical evaluations on real-world benchmarks demonstrate that our method significantly enhances TGNN performance in low-data regimes, outperforming non-transfer baselines by up to 56% and surpassing existing transfer strategies by 36%.

CCS Concepts

• **Computing methodologies** → **Semi-supervised learning settings; Online learning settings.**

Keywords

Temporal Graph Machine Learning, Temporal Graph Networks, Temporal Interaction Networks, Transfer Learning, Future Link Prediction

ACM Reference Format:

Shubham Gupta and Srikanta Bedathur. 2018. A Transfer Framework for Enhancing Temporal Graph Learning in Data-Scarce Settings. In *Proceedings of Make sure to enter the correct conference title from your rights confirmation emai (Conference acronym 'XX)*. ACM, New York, NY, USA, 11 pages. <https://doi.org/XXXXXXXX.XXXXXXX>

Permission to make digital or hard copies of all or part of this work for personal or classroom use is granted without fee provided that copies are not made or distributed for profit or commercial advantage and that copies bear this notice and the full citation on the first page. Copyrights for components of this work owned by others than the author(s) must be honored. Abstracting with credit is permitted. To copy otherwise, or republish, to post on servers or to redistribute to lists, requires prior specific permission and/or a fee. Request permissions from permissions@acm.org.
Conference acronym 'XX, June 03–05, 2018, Woodstock, NY

© 2018 Copyright held by the owner/author(s). Publication rights licensed to ACM.
 ACM ISBN 978-1-4503-XXXX-X/18/06
<https://doi.org/XXXXXXXX.XXXXXXX>

1 Introduction and Related Work

Graph Neural Networks (GNN) are widely used in applications like node classification [11, 16, 27, 31], link prediction [4, 22], traffic prediction [37], combinatorial optimization [23], and drug discovery [2, 24, 36]. However, they assume the underlying relationships between nodes to be static, while real-world systems, e.g., interaction networks, are dynamic. Thus, it becomes imperative to learn dynamic inductive patterns. Recently, temporal graph neural networks (TGNN) [18, 21, 25, 29, 30, 39] have proved very effective in downstream tasks like future link prediction and dynamic node classification by capturing structural and temporal characteristics. The superior performance of TGNN is conditioned on the availability of large-scale timestamped interactions, which are unavailable when a dynamic system is at an early phase in many real-world settings. This is true in general for all neural models [1, 26]. We demonstrate this effect on TGNN by simulating data scarcity, reducing the training dataset of WIKI-EDIT[18] by selecting only the earliest interactions sorted by the timestamp, as shown in Figure 1. When trained with 5–10% of initial data, the performance of the model declines by more than 30%.

In real-world applications, an online delivery enterprise entering a new city might face insufficient data to train a TGNN-based restaurant recommendation system. Transfer learning [35] addresses this by leveraging historical data from existing cities. The model is initially trained on the source city’s data and then fine-tuned on limited data from the target city before deployment. Early TGNN like TGAT [30], mainly consisted of the temporal attention layer which applies local aggregator operator on *past temporal neighbors* processing their hidden representation, attributes, and time-stamp information to compute node embedding at any given time t . Model transfers thus involved reusing the aggregators’ weights and fine-tuning the target dataset.

Recent advancements in TGNN, such as state-of-art methods [21, 25] have introduced a novel memory module that compresses a node’s historical interactions into a memory vector using *recurrent neural network*. This memory is passed to the local aggregator module in temporal convolution to compute dynamic node embedding. The memory vector of a node is updated via a GRU cell [5] during an interaction event and stores the long-term dependencies, significantly enhancing the capabilities and observed performance of the temporal graph attention networks.

Transferring these recent TGNN involves migrating the weights of local aggregator module, GRU module, and current memory vectors to fully leverage the source graph’s patterns. Since the memory is node-specific, i.e., transductive, a direct model transfer is not feasible. Rather, the ideal solution requires mapping nodes in

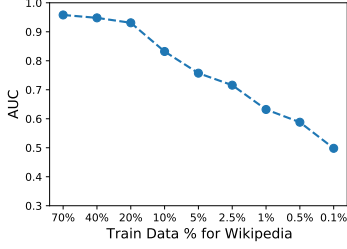


Figure 1: Performance degradation of TGNN on future link prediction task as training data is progressively reduced on WIKI-EDIT.

the target graph to the nodes in the source graph and utilizing the use of the corresponding memory during transfer.

1.1 Existing works and their limitations

Currently, there doesn't exist any transfer framework for temporal graph networks (TGNN). We are the first to motivate, define, and propose a solution for transferring memory-based TGNN. However, there are methods for transfer learning over *Graph Neural Networks* (GNN) which operate on static graphs. These works have the following limitations:

- **Limited to non-temporal graphs:** Existing works [10, 14, 17, 33, 34] are primarily designed for static graphs. Since edges in static graphs are fixed, there is no need for supporting memory for every node, as their behavior patterns are not dynamic.
- **Limited to cold start recommendations in source graph:** Existing cold-start recommendation GNN based transfer methods [3, 7, 12] primarily simulates cold-start scenario during training given the data and train a robust model using meta-learning based framework. This trained model generates representations for new nodes in the same source graph, while our emphasis is on learning representations for nodes on the target graph.
- **Require joint training of source and target datasets:** Existing works based on network alignment [8, 10] learn a joint representation of nodes in both source & target datasets by applying regularization to be in same representation space. This has limited applicability as it requires joint re-training for every target while we focus on the transfer of a trained TGNN model to any target.

By focusing on learning the representation of nodes on the target graph and avoiding joint training, our proposed model can adapt better to the specific structural & temporal features of the target domain. Please refer to section 7 for detailed literature review.

1.2 Contribution

This work proposes a **Memory Inductive Transfer** framework for Temporal graph neural networks (MINTT) from source temporal interaction dataset to target dataset in a scarcity setting, which addresses the limitations of the prior work highlighted above. Following are the novel contributions of this work:

- **Transfer Framework for TGNN:** As highlighted earlier, transferring TGNN requires weight transfer along with memory transfer. Since memory is transductive, we propose to learn the universal node embedding model by transforming source and target temporal graphs into a graph containing original graph nodes and virtual feature nodes. This transformation allows the utilize common attributes between source and target. A novel message-passing framework on this transformation enables mapping nodes in the target graph to nodes in the source graph, facilitating memory transfer. As per our knowledge, this is the first work to facilitate the transfer of temporal graph neural networks from source to scarce target temporal interaction graphs.
- **Empirical Evaluation:** We evaluate our proposed transfer method on TGN [21], a memory-based TGNN on real-world temporal interaction datasets, and establish that it consistently outperforms state-of-art methods on future link predictions task on target data. Next, we perform the ablation of TGN model transfer with and without memory, showing that memory transfer plays a crucial role in target graph performance. Moreover, to strengthen this claim, we evaluate our proposed memory transfer techniques with non-memory based TGNN TGAT [30] and the recent state-of-art GRAPH-MIXER [6].

2 Preliminaries

2.1 Definitions

DEFINITION 1 (STATIC GRAPH). A static graph $\mathcal{G} = (\mathcal{V}, \mathcal{E}, \mathcal{X})$ consists of nodes $\mathcal{V} = \{v_1, v_2, \dots, v_N\}$ where $|\mathcal{V}|=N$ and edges $\mathcal{E} \in \mathcal{V} \times \mathcal{V}$ where $|\mathcal{E}|=M$. \mathcal{X} is a set of feature vectors $\{x_1, x_2 \dots x_N\}$, where $x_v \in \mathbb{R}^{|F_v|}$, F_v is a set of features applicable for node v . Similarly each edge (u, v) might have a feature/attribute vector denoted by $x_{uv} \in \mathbb{R}^{|F_{uv}|}$

DEFINITION 2 (TEMPORAL INTERACTION GRAPH). A temporal interaction graph is defined as a timestamped sequence of events $\mathcal{G} = \{e_1, e_2 \dots e_N\}$. Each event $e_i = (u, v, t, x_u, x_v, x_{uv}(t))$ is an interaction (temporal edge) between nodes u and v at time $t \in \mathbb{R}_{\geq 0}$ where $u, v \in \mathcal{V}$, $x_u \in \mathbb{R}^{|F_u|}$ and $x_v \in \mathbb{R}^{|F_v|}$ are node features and $x_{uv}(t) \in \mathbb{R}^{|F_{uv}(t)|}$ is interaction feature at time t . F_u is a set of available features for node u .

DEFINITION 3 (CONTINUOUS TIME FUTURE LINK PREDICTION). Given a temporal interaction graph \mathcal{G} till time t , node pairs u and v , future time stamp t' , future link prediction is the task of predicting whether there will be an interaction (edge existence) between nodes u and v at time t' . This can be modeled as a binary classification task where a label of 1 denotes a link and 0 as no link.

2.2 Static Graph Representation Learning

In this section, we briefly go over the standard representation learning framework for static graphs. Given a static graph $\mathcal{G} = (\mathcal{V}, \mathcal{E}, \mathcal{X})$, a typical Graph Neural Network (GNN) follows the following framework to learn an embedding h_u for each node $u \in \mathcal{V}$. Node embeddings are initialized using their attribute vectors at layer 0,

$$h_u^0 = x_u \forall u \in \mathcal{V} \quad (1)$$

For consecutive layers, following steps are executed.

- **Step-1:** Computing messages from each node in the neighborhood

$$\text{msg}_u^l(v) = \text{MESSAGE}^l(h_u^{l-1}, h_v^{l-1}, x_{uv}) \quad \forall v \in \mathcal{N}_u \quad (2)$$

- **Step-2:** Aggregating these messages at each node $u \in \mathcal{V}$

$$\overline{\text{msg}}_u^l(v) = \text{AGGREGATE}^l(\{\text{msg}_u^l(v)\}) \quad \forall v \in \mathcal{N}_u \quad (3)$$

- **Step-3:** Combining aggregated information with previous layer embedding

$$\mathbf{h}_u^l = \text{COMBINE}^l(\mathbf{h}_u^{l-1}, \overline{\text{msg}}_u^l) \quad (4)$$

Where MESSAGE^l , AGGREGATE^l , $\text{COMBINE}^l \quad \forall l \in [1 \dots L]$ are neural network function including *identity*, *max-pool*, *min-pool*, *sum* and *average*. \mathcal{N}_u is a 1-hop neighborhood of node u and defined as $\mathcal{N}_u = \{v : (u, v) \in \mathcal{E}\}$. These steps are repeated for L layers to compute the final node representation to execute downstream tasks, e.g., node classification and link prediction.

2.3 Temporal Interaction Graph Representation Learning

In temporal interaction graphs, node embeddings must capture the dynamic behavior. Existing TGNN computes time-dependent node embeddings at time t by only attending to nodes interacted before time t . Formally, a temporal neighborhood of node u in temporal interaction graph \mathcal{G} at time t is defined as $\mathcal{N}_u(t) = \{v : (u, v, t') \in \mathcal{E} \mid t' < t\}$. Now, the following steps are executed to compute the dynamic node representations for a node $u \in \mathcal{V}$ at time t .

- **Initialization:** $\mathbf{h}_u^0(t) = \mathbf{x}_u + \mathbf{m}_u(t)$ where $\mathbf{m}_u(t)$ is memory of node u at time t , updated whenever there was a new interaction $(u, v, t', \mathbf{x}_{uv}(t'))$ at time $t' < t$ using a recurrent neural network.

$$\overline{\mathbf{m}}_u = \text{MSG}(\mathbf{m}_u(t^-), \mathbf{m}_v(t^-), \Delta t, \mathbf{x}_{uv}(t')) \quad (5)$$

$$\mathbf{m}_u(t) = \text{GRU}(\overline{\mathbf{m}}_u, \mathbf{m}_u(t^-)) \quad (6)$$

where Δt is difference between t' and time-stamp t^- which is last memory update time of node u . MSG is a MLP based neural network. The memory of a node represents its past behavior in a compressed vector and facilitates improved temporal aggregation [21].

Next, for every layer l , we skip **Step-1** and directly compute **Step-2** and **Step-3** as follows.

- **Step - 2:** Aggregating the previous layer embedding from temporal neighbourhood $\mathcal{N}_u(t)$ at each node $u \in \mathcal{V}$ as follows.

$$\overline{\mathbf{h}}_u^l(v) = \text{AGGREGATE}^l(\{\mathbf{h}_v^{l-1}(t), t - t_{uv}, \mathbf{x}_{uv}\}) \quad \forall v \in \mathcal{N}_u(t) \quad (7)$$

- **Step - 3:** Combining aggregated information with previous layer embedding as follows.

$$\mathbf{h}_u^l(t) = \text{COMBINE}^l(\mathbf{h}_u^{l-1}, \overline{\mathbf{h}}_u^l) \quad (8)$$

MSG , AGGREGATE^l , $\text{COMBINE}^l \quad \forall l \in [1 \dots L]$ are trainable neural networks. Training is enumerated via future link prediction loss. Eq. 5 and 6 are executed with a batch of new interactions in the graph. Steps 2 & 3 are repeated L times to compute L layered node representation.

3 Problem Formulation

We now describe the following novel formulation.

PROBLEM 1 (TRANSFER LEARNING FRAMEWORK FOR TEMPORAL INTERACTION GRAPHS).

Input: Given a rich temporal interaction source graph \mathcal{G}^{src} (Definition 2), let $\text{TGNN}_{\Theta^{src}} : \mathcal{V} \times \mathcal{V} \times \mathbb{R}_{\geq 0} \rightarrow \mathbb{R}_{\geq 0}$ be a temporal graph neural model parameterized by parameters Θ^{src} given as input which is trained on \mathcal{G}^{src} that maps a source node, target node and a time-stamp to positive real number interpreted as the probability of link formation at time t . We are also given a target temporal interaction graph \mathcal{G}^{tgt} having insufficient interactions. Moreover, \mathcal{G}^{src} and \mathcal{G}^{tgt}

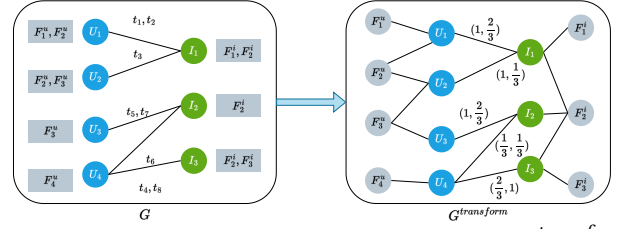


Figure 2: Transformation of input graph G to $G^{transform}$, where features are converted into nodes and repeated edges are replaced with their equivalent weight representation.

are disjoint graphs, having no common nodes i.e. $\mathcal{V}^{src} \cap \mathcal{V}^{tgt} = \phi$. Also, the attribute vector dimension of the source and target graphs need not be the same, i.e., $|\mathbf{x}_{v^{src}}| \neq |\mathbf{x}_{v^{tgt}}|$.

Goal: Learn parameters Θ^{tgt} of temporal graph neural network on target graph \mathcal{G}^{tgt} denoted as $\text{TGNN}_{\Theta^{tgt}}$. Θ^{tgt} should leverage inductive biases contained in $\text{TGNN}_{\Theta^{src}}$ without altering $\text{TGNN}_{\Theta^{src}}$ with the following objectives.

- **Testing Accuracy:** Θ^{tgt} should accurately predict the future link in chronologically split test interactions of the target graph.
- **Fast fine-tuning:** Optimum Θ^{tgt} should be achieved in few fine-tuning steps.

We focus on bipartite temporal interaction graphs where nodes are partitioned into users and items, $\mathcal{V}^{src} = (\mathcal{U}^{src}, \mathcal{I}^{src})$ and $\mathcal{V}^{tgt} = (\mathcal{U}^{tgt}, \mathcal{I}^{tgt})$. This simplification aids in experimentation and illustration, though this framework extends to non-bipartite interaction graphs as well. Transferring TGNN model requires transferring weights of neural modules in equations 5, 6, 7 and 8. To understand **why memory transfer is required**, let us assume max interaction time at \mathcal{G}^{src} as T^{src} . As transferred GRU weights from \mathcal{G}^{src} to the target graph \mathcal{G}^{tgt} will be influenced by memory before time T^{src} at \mathcal{G}^{src} , replacing that memory with $\mathbf{0}$ at \mathcal{G}^{tgt} will result in deteriorated performance. Since memories are transductive, we formulate the following problem of memory transfer between \mathcal{G}^{src} and \mathcal{G}^{tgt} graph.

PROBLEM 2 (TARGET DOMAIN TRANSFER OF SOURCE MEMORY).

Input: A trained TGNN parameters $\text{TGNN}_{\Theta^{src}}$ on source \mathcal{G}^{src} graph with corresponding learned memory $\{\mathbf{m}_u^{src} \quad \forall u \in \mathcal{V}^{src}\}$ and target data-scarce graph \mathcal{G}^{tgt}

Goal: Learn a memory mapping function $f_{memory} : V(\mathcal{G}^{src}) \rightarrow V(\mathcal{G}^{tgt})$ such that vertices in \mathcal{G}^{tgt} are mapped to vertices \mathcal{G}^{src} having most similar structural and behavior characteristics.

This mapping function need not be bijective, i.e., multiple nodes in \mathcal{G}^{tgt} can map to the same node in \mathcal{G}^{src} . Also we do not assume any restriction on a relative number of nodes between the source and target graph.

4 MINTT Description

Our method consists of the following two steps:

- **Step-1:** Learning a node mapping between source graph \mathcal{G}^{src} and target graph \mathcal{G}^{tgt} .
- **Step-2:** Assigning memory to target graph nodes from corresponding source graph nodes, initializing equations 6 and 5 with this memory, initializing weights of $\text{TGNN}_{\Theta^{tgt}}$ with $\text{TGNN}_{\Theta^{src}}$, finally fine-tune for few epochs on future link prediction loss on target data \mathcal{G}^{tgt}

4.1 Step-1: Mapping Memory from Source to Target

Problem 1 specifies two constraints: (a) The target graph has low interactions due to data scarcity, leading to no temporal patterns (b) Feature dimensions in both source and target graphs might be different. Since we wish to leverage common attributes between the source and target graph for mapping memory, we propose decoupling graph nodes from the attribute vector by creating virtual nodes where each virtual node corresponds to an attribute/feature. Specifically, we lose timestamp information for learning the memory mapping function and convert both the source and target temporal graph to a static one by assigning edge weights between user and item nodes based on interaction frequency.

4.1.1 Graph Transformation. Given a source temporal interaction graph $\mathcal{G} = \{e_1, e_2 \dots e_N\}$ ¹ where each e_i is an interaction between source u and target node v at time t as defined in definition 2, we construct a static version $\mathcal{G}^{static} = (\mathcal{V}, \mathcal{E}^{static})$ where,

$$\mathcal{E}^{static} = \{(u, v, a_{uv}) \mid (u, v, t, \mathbf{x}_u, \mathbf{x}_v, \mathbf{x}_{uv}(t)) \in \mathcal{G}\} \quad (9)$$

$$a_{uv} = \frac{\# \text{ of interactions between nodes } u \text{ and } v}{\text{Total } \# \text{ of interactions by node } u} \quad (10)$$

\mathcal{G}^{static} is a directed graph as a_{uv} might not be the same as a_{vu} . Given this graph $\mathcal{G}^{static} = (\mathcal{V}, \mathcal{E}^{static})$, we now define a global feature set $F = \{f \mid f \in U \cup V \forall v \in \mathcal{V}\}$. The global feature set F is converted to virtual nodes and added to \mathcal{G}^{static} . We term this transformed graph as $\mathcal{G}^{transform} = (\mathcal{V}^{transform}, \mathcal{E}^{transform})$ where $\mathcal{V}^{transform} = \mathcal{V} \cup F$ and $\mathcal{E}^{transform} = \mathcal{E}^{static} \cup \mathcal{E}^{feature}$ with $\mathcal{E}^{feature} = \{(u, f) \mid \forall f \in F_u \forall u \in \mathcal{V}\}$, and F_u is set of available feature at node u .

Figure 2 depicts this transformation, where F_1^u at U_1 implies that F_1^u is available for user U_1 . We denote F^u for user feature nodes and F^i for item feature nodes. User and item nodes are assigned 0 vectors as feature vectors after this transformation. This transformation has the following benefits.

- This graph transformation introduces feature nodes, which become common nodes between the transformed source graph and the target graph.
- These common feature nodes will allow learning node representations based on common knowledge between source and target graphs derived from structural and behavior patterns.
- Memory mapping is now feasible by mapping the target graph nodes to the source graph nodes via distance in embedding space generated by training a graph representation learning model on a transformed source graph.
- Representation learning model needs to be trained once, which is reusable across multiple target graphs.

4.1.2 Representation learning on transformed graph. Each node in $\mathcal{G}^{transform}$ has two type of neighborhoods: **a)** graph node **b)** feature node, defined as follows:

Graph node neighborhood for graph node $u \in \mathcal{V}$:

$$\mathcal{N}_u^{graph} = \{v \mid (u, v) \in \mathcal{E}^{static}\} \quad (11)$$

Graph node neighborhood for features node $f \in F$:

$$\mathcal{N}_f^{graph} = \{v \mid (v, f) \in \mathcal{E}^{feature}\} \quad (12)$$

¹Here we interchangeably use \mathcal{G}^{src} with \mathcal{G}

Feature node neighborhood for graph node $u \in \mathcal{V}$:

$$\mathcal{N}_u^{feature} = \{f \mid (u, f) \in \mathcal{E}^{feature}\} \quad (13)$$

We now propose a node learning representation learning mechanism with these neighborhood definitions, incorporating feature nodes on a transformed source graph $\mathcal{G}^{transform}$. The goal is to generate representation on any target graph once the model is trained. To achieve this, we define the following embedding initialization on $\mathcal{G}^{transform}$

$$\mathbf{h}_v^0 = \mathbf{0} \quad \forall v \in \mathcal{V} \quad (14)$$

$$\mathbf{h}_f^0 = \text{EMBEDDING}(f) \quad \forall f \in F \quad (15)$$

where EMBEDDING is a trainable layer. Since graph nodes have initial embedding set to 0, a standard GNN cannot capture topological information at the next layer. To address this, we propose a novel 4-stage message-passing framework on $\mathcal{G}^{transform}$ to learn the representation for both graph and feature nodes. We first define an aggregation function g_θ that computes the target node's representation based on its either graph or feature node neighbors. Specifically,

$$\mathbf{h}_u^l = g_\theta(\mathbf{h}_u, \mathcal{N}_u^{\text{custom}}, l, l_{\mathcal{N}_u^{\text{custom}}}) \quad (16)$$

where \mathbf{h}_u and \mathbf{h}_u^l represents the input and updated embedding of node u respectively, l is current layer. The neighborhood $\mathcal{N}_u^{\text{custom}}$ can either be graph-node-based or feature-node-based. Additionally, $l_{\mathcal{N}_u^{\text{custom}}}$ is the layer number of neighbors embeddings to be used in g_θ , its application will be clearer in the steps below. The specific semantic of g_θ is as follows.

$$\text{msg}_u^l(v) = \text{LEAKYRELU}\left(\mathbf{w}_1^l \mathbf{h}_u \parallel \mathbf{w}_2^l \mathbf{h}_v^{l_{\mathcal{N}_u^{\text{custom}}}} \parallel \mathbf{w}_3^l a_{uv}\right) \quad \forall v \in \mathcal{N}_u^{\text{custom}}$$

$$\alpha_{vu} = \frac{\exp\left(\mathbf{w}_4^{lT} \text{msg}_u^l(v)\right)}{\sum_{v' \in \mathcal{N}_u^{\text{feature}}} \exp\left(\mathbf{w}_4^{lT} \text{msg}_u^l(v')\right)} \quad \forall v \in \mathcal{N}_u^{\text{custom}}$$

$$\mathbf{h}_u^l = \text{MLP}_1^l\left(\mathbf{w}_5^l \mathbf{h}_u \parallel \sum_{v \in \mathcal{N}_u^{\text{feature}}} \alpha_{vu} \mathbf{w}_6^l \mathbf{h}_v^{l_{\mathcal{N}_u^{\text{custom}}}}\right) \quad (17)$$

Given this definition, each layer l comprises the following phases.

Phase 1: Information is exchanged from feature nodes to user and item nodes, followed by aggregation at graph nodes (user and item) and combining this new information with previous layer embedding. We adopt g_θ based aggregation to compute the user and item node embeddings. $\forall u \in \mathcal{V}$

$$\mathbf{h}_u^l = g_{\theta_1}(\mathbf{h}_u^{l-1}, \mathcal{N}_u^{\text{feature}}, l, l-1) \quad (18)$$

Phase 2: Now we exchange information from item nodes to user nodes and repeat the same steps of aggregation and combining. $\forall u \in \mathcal{U}$

$$\mathbf{h}_u^l = g_{\theta_2}(\mathbf{h}_u^l, \mathcal{N}_u^{\text{graph}}, l, l) \quad (19)$$

Phase 3: This information is now exchanged from user to item nodes, similar to phase 2. $\forall u \in \mathcal{I}$

$$\mathbf{h}_u^l = g_{\theta_3}(\mathbf{h}_u^l, \mathcal{N}_u^{\text{graph}}, l, l) \quad (20)$$

Phase 4: Finally, the information at the user and item nodes is sent back to feature nodes. $\forall u \in F$

$$\mathbf{h}_u^l = g_{\theta_4}(\mathbf{h}_u^l, \mathcal{N}_u^{\text{graph}}, l, l) \quad (21)$$

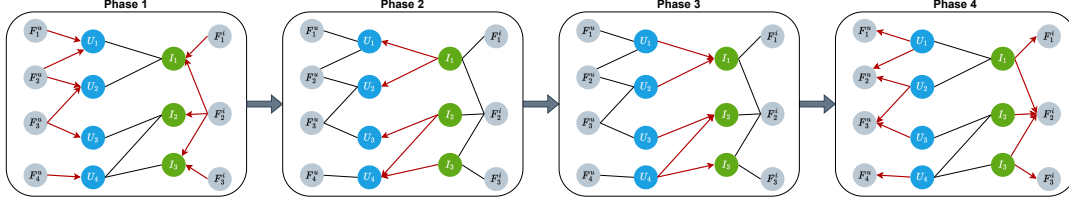


Figure 3: A breakdown of message passing pipeline architecture. Phase 1 corresponds to information passed from feature nodes to user and item nodes, Phase 2 corresponds to information passed from item nodes to user nodes, Phase 3 corresponds to information passed from user nodes to item nodes, and Phase 4 corresponds to information passed from user and item nodes back to feature nodes.

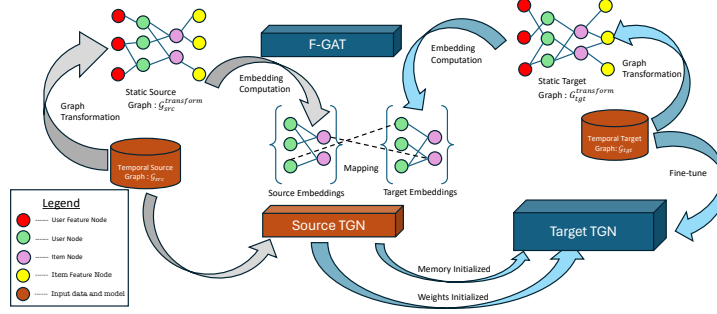


Figure 4: Overall architecture of MINTT framework. First, the source temporal graph G_S and target temporal graph G_T are converted into their respective static transformation graphs. These are then passed to F-GAT to compute their node embeddings. These node embeddings are then used to create a source-target node memory mapping. Now, weights and mapped memory are transferred from trained TGN on the source graph to initialize TGN on the target graph. Finally, target TGN is fine-tuned on the target graph

These steps are repeated L times to generate a rich representation for user and item nodes. $g_{\theta_i}^l \forall i \in \{1..4\} \ \& \ l \in \{1..L\}$ are trainable neural functions. We note that phase 2 and phase 3 are interchangeable as information flow can be from user to item or item to user. Further, in a non-bipartite setting, phases 2 and 3 will be merged into a single phase. The order of phases 1 and 4 should remain as defined since eq. 14 assigns $\mathbf{0}$ vector to graph nodes. Thus, they require information first from feature nodes to enable phases 2 and 3. These steps are also described in figure 3. We term this GNN as *Feature Graph Attention Network* (F-GAT).

4.1.3 Memory Transfer. Our proposed transformation is generic and facilitates memory transfer from one source graph to another graph. To achieve this, we first train F-GAT using a link-prediction task on a collection of graphs similar to source graph, including source graph, even if these graphs are not temporal, by applying the same transformation. These diverse set of training graphs facilitates robust learning of F-GAT. After training, we obtain node representation on both G^{src} and G^{tgt} using F-GAT.

$$\mathbf{H}^{src} = \text{F-GAT}(G^{src \text{ transform}}) \quad (22)$$

$$\mathbf{H}^{tgt} = \text{F-GAT}(G^{tgt \text{ transform}}) \quad (23)$$

where $\mathbf{H}^{src} = \mathbf{h}_u \forall u \in \mathcal{V}^{src}$ and $\mathbf{H}^{tgt} = \mathbf{h}_u \forall u \in \mathcal{V}^{tgt}$.

Finally, we map the memory of target nodes from source graph nodes as follows, $\forall u \in \mathcal{V}^{tgt}$

$$src_node = \arg \max_{v \in \mathcal{V}^{src}} (\mathbf{h}_v^{src \text{ T}} \mathbf{h}_u^{tgt}) \quad (24)$$

$$\mathbf{m}_u^{tgt} = \mathbf{m}_{src_node}^{src} \quad (25)$$

where $\mathbf{m}_{src_node}^{src}$ is the input memory of the source graph as defined in problem statement 2. We find this simple initialization method effective, though more complex mapping functions can be designed to utilize a combination of the top closest source nodes to initialize the target node's memory.

4.1.4 Transfer Learning on G^{tgt} . After initializing the memory of the target graph, we initialize the weights Θ^{tgt} of $\text{TGN}_{\Theta^{tgt}}$ with weights Θ^{src} of trained source TGN. Finally, the target model is trained on the target training graph for a few epochs on future link prediction tasks as standard practice in few-shot fine-tuning.

Figure 4 summarizes the proposed MINTT framework on temporal interaction graphs.

5 Experiments

In this section, we evaluate our proposed framework MINTT on transfer capabilities and answer the following questions?

RQ1: Can MINTT outperform no-transfer TGNN and state-of-the-art baselines on data-scarcity conditions?

RQ2: Is memory-transfer module of MINTT significant compares to transferring only weights?

RQ3: Is MINTT required even without low-data conditions in target graphs?

5.1 Dataset

To simulate our transfer conditions as outlined in problem 1, we work with a popular check-in dataset by Foursquare [32], which includes long-term (about 22 months from Apr. 2012 to Jan. 2014) global-scale check-in data collected from over 400 cities. It is a temporal bipartite interaction graph between users and businesses for all 400 cities. We refer to businesses as items in the proposed methodology. We evaluate the transferring capabilities of MINTT over check-in recommendations as future link prediction tasks from a particular source graph dataset to various target graphs. We filter out businesses with less than 20 check-ins and users with less than 10 check-ins for source datasets. These thresholds are set for target datasets at 10 and 2, respectively. A higher threshold is used for source datasets to minimize the effects of noisy data

during transfer. Table 1 presents the statistics for different source and target cities, highlighting the significantly low interactions in target cities compared to source cities. Additionally, we evaluate the efficacy of MINTT on Wiki [15] and Yelp dataset [9].

Table 1: Number of interactions in training data of Foursquare datasets

Source City	Interactions	Target City	Interactions
Moscow	525520	Brussels	3934
Jakarta	538262	Campo Grande	5719
Tokyo	562962	Rio de Janeiro	3534
Kuala Lumpur	533927	Gent	2961
		San Antonio	4210
		Berlin	3336

5.2 Experimental Settings

This section describes the experimental settings employed in our research study. **Transfer Protocol:** For each source region dataset in Foursquare, we employ a temporal data split, wherein the dataset was partitioned into training (70%), validation (15%), and test (15%) sets sequentially on sorted time-stamped interactions. We train our source models for 10 epochs each. A split of 10% for training and 45-45% for validation and testing sets was adopted for each target region dataset to simulate data scarcity. We deliberately opted for a 10% allocation for the training set in each target dataset, aiming to create a sparse training environment suited for evaluating the transferring capabilities of MINTT. For source graphs in transfer, we select the top 4 graphs in terms of the number of interactions. For target graphs, we pick all the graphs with the total number of unprocessed interactions between 40,000 and 80,000, giving us 79 target graphs. We note that since we use only 10% data for training on the target graph, the # of interactions in target training data varies from 2000 to 8000 after pre-processing. This also enables us to have sufficient # of interactions (20 – 40K) in test target data to evaluate the quality of the trained model robustly. To train F-GAT, we created a pool of the top 30 graphs similar to the source graph. We don't include any target graph in this pool. We temporally partition the data of each of the 30 graphs into a train/validation/test of 70%-15%-15%. We randomly sample one of these graphs at each epoch and train on masked link prediction loss. Specifically, we mask 50% of training edges, only using the remaining 50% for message passing and back-propagating loss computed using masked 50% edges. We employ this training strategy to ensure that our F-GAT learns from a broad range of data distributions and is less susceptible to over-fitting on a particular graph. This F-GAT, once trained, can generate source-target graph memory mapping without any further training for any number of target datasets. We evaluate all approaches over 5 independent runs for the transfer setting and report the mean and standard deviation. A similar strategy is followed for Wiki and Yelp datasets. We use the same TGNN hyper-parameters reported in menu-script [21]. All our models are implemented in PyTorch on a server running Ubuntu 18.04.4 LTS. CPU: Intel(R) Xeon(R) Gold 6248 CPU @ 2.50GHz, RAM: 385GB, and GPU: NVIDIA V100 GPU.

5.3 Baselines

To compare our approach, we evaluate the performance of two popular state-of-the-art models for graph-based recommendations. We select the following baselines since they work well under data scarcity. **LIGHTGCN**[13] simplifies the design of NGCF with less

of parameters by removing complex message and aggregation functions to make it more concise and appropriate for the link-prediction tasks, including only the most essential component in GCN [16] neighborhood aggregation for collaborative filtering. This is shown to work well in data-scarce settings. **NGCF** [28] adopts the user-item bipartite graph to incorporate high-order relations using GNN to enhance collaborative patterns. We use a 2-layer architecture for both NGCF and **LIGHTGCN**. In **LIGHTGCN**, repeated interactions were accounted for, whereas NGCF formulation only takes unique interactions. The train-val-test split is employed in the same way as described earlier. We train **LIGHTGCN** up to convergence and NGCF for 25 epochs. Because of their transductive nature, we did not show transfer for NGCF and **LIGHTGCN**.

5.3.1 Non-memory based TGNN: To showcase the importance of memory in model transfer for temporal interaction graphs, we also include non-memory based TGNN **TGAT** [30] and state-of-the-art model **GRAPHMIXER** [6] as baselines and compare with their weight transfer variant.

5.3.2 Proposed Method Variants. We propose three variants of the proposed method **MINTT** and benchmark their performance in the transfer setting. **No-memory and no-weight transfer [NT-TGN]**- We train TGN [21] from scratch for 30 epochs on the target dataset. **Weight only transfer [WT-TGN]** - We train TGN [21] from scratch for 30 epochs on the source dataset and fine-tune the trained weights on the target dataset. **Memory and weight transfer [MINTT]** - This is our proposed framework as described in the methodology section, where we use [21] as TGNN.

5.4 Evaluation Metrics

For evaluation, we use metrics including Average Precision (AP), Area under Curve (AUC), Mean Reciprocal Rank (MRR), and Recall@20. **AP and AUC** are the standard metrics for evaluating TGNN [21, 25, 30] on the future link prediction task. Positive links are from the validation/test dataset edges, while an equal number of negative links are randomly sampled from non-existent links. We assign label 1 to positive links and 0 to the negative links. We calculate AP² and AUC [19] based on link prediction probabilities. **Mean Reciprocal Rank (MRR)** evaluates rank performance. Given a dataset D of interactions (u, l, t) where u, l , and t denote the user, item, and timestamp, respectively. To compute MRR on an interaction (u, l, t) , we generate recommendations for u at timestamp t and compute the rank of ground truth l in the recommended list. MRR over dataset D is $MRR = \frac{1}{N} \sum_{(u,l,t) \in D} \frac{1}{rank_{l,u,t}}$. For non-time dependent baselines, $rank_{l,u,t}$ is the same for all time stamps. **Recall@20** is the fraction of times the ground truth appears in the top 20 recommendations over the entire validation/test set. Please note that we report the mean and standard deviation of five runs in the evaluation for each method. Standard deviations smaller than 0.001 are approximated as 0.

5.5 Empirical Evaluation

We now discuss the three key questions posed at the start of the section. We extensively evaluate the performance of our transfer framework and compare it to various baselines and our method variants across different source regions in foursquare, i.e., Moscow

²scikit-learn: https://scikit-learn.org/stable/modules/generated/sklearn.metrics.average_precision_score.html

Table 2: Transfer comparison on various pairs from Foursquare

Transfer	Method	AP	AUC	MRR	Recall@20
MS → GN	NGCF	0.6892 ± 0.0	0.6471 ± 0.0	0.1156 ± 0.0	0.2031 ± 0.0
	LightGCN	0.6911 ± 0.0	0.6529 ± 0.0	0.1220 ± 0.0	0.2110 ± 0.0
	NT-TGN	0.6035 ± 0.0027	0.6086 ± 0.0062	0.0225 ± 0.0012	0.0684 ± 0.014
	WT-TGN	0.8182 ± 0.0143	0.8232 ± 0.0113	0.1256 ± 0.0139	0.3136 ± 0.0237
	MINTT	0.9426 ± 0.0015	0.937 ± 0.002	0.332 ± 0.0069	0.6598 ± 0.0048
MS → BR	NGCF	0.7129 ± 0.0	0.6736 ± 0.0	0.1259 ± 0.0	0.2399 ± 0.0
	LightGCN	0.7213 ± 0.0	0.6802 ± 0.0	0.1289 ± 0.0	0.2439 ± 0.0
	NT-TGN	0.6488 ± 0.0024	0.6674 ± 0.0081	0.0183 ± 0.0061	0.062 ± 0.0091
	WT-TGN	0.8649 ± 0.0084	0.8678 ± 0.0081	0.1385 ± 0.0073	0.3876 ± 0.0156
	MINTT	0.9407 ± 0.0028	0.9346 ± 0.0031	0.3335 ± 0.0134	0.6437 ± 0.0067
JK → KW	NGCF	0.605 ± 0.0	0.5425 ± 0.0	0.0840 ± 0.0	0.1527 ± 0.0
	LightGCN	0.6467 ± 0.0	0.6075 ± 0.0	0.0898 ± 0.0	0.1681 ± 0.0
	NT-TGN	0.7245 ± 0.0073	0.7313 ± 0.0066	0.0502 ± 0.0158	0.197 ± 0.0165
	WT-TGN	0.7982 ± 0.0029	0.8123 ± 0.0	0.0963 ± 0.0091	0.3152 ± 0.0185
	MINTT	0.9072 ± 0.0	0.8996 ± 0.0011	0.3126 ± 0.0023	0.5607 ± 0.0013
JK → RJ	NGCF	0.6234 ± 0.0037	0.588 ± 0.0029	0.0714 ± 0.0012	0.1225 ± 0.0021
	LightGCN	0.6288 ± 0.0	0.5947 ± 0.0	0.0760 ± 0.0	0.1281 ± 0.0
	NT-TGN	0.5974 ± 0.0035	0.6151 ± 0.0061	0.0159 ± 0.0052	0.0472 ± 0.0129
	WT-TGN	0.888 ± 0.0078	0.8914 ± 0.0077	0.1425 ± 0.0099	0.3903 ± 0.014
	MINTT	0.9478 ± 0.0038	0.9415 ± 0.0039	0.3504 ± 0.017	0.6689 ± 0.0092
TY → CG	NGCF	0.6472 ± 0.0	0.6185 ± 0.0	0.06536 ± 0.0	0.1379 ± 0.0
	LightGCN	0.6635 ± 0.0	0.6267 ± 0.0	0.0715 ± 0.0	0.1523 ± 0.0
	NT-TGN	0.6197 ± 0.0091	0.6331 ± 0.0154	0.0157 ± 0.0032	0.0545 ± 0.0085
	WT-TGN	0.8633 ± 0.0058	0.8502 ± 0.0062	0.1207 ± 0.0027	0.3455 ± 0.0041
	MINTT	0.9118 ± 0.0	0.9027 ± 0.002	0.2407 ± 0.0012	0.5343 ± 0.0022
TY → SA	NGCF	0.6239 ± 0.0	0.5734 ± 0.0	0.0703 ± 0.0	0.1607 ± 0.0
	LightGCN	0.6719 ± 0.0104	0.632 ± 0.0065	0.08418 ± 0.0087	0.1788 ± 0.0039
	NT-TGN	0.5674 ± 0.0035	0.565 ± 0.0019	0.0097 ± 0.0043	0.0352 ± 0.0108
	WT-TGN	0.8397 ± 0.0024	0.8187 ± 0.0029	0.1157 ± 0.0049	0.3091 ± 0.008
	MINTT	0.877 ± 0.0014	0.8577 ± 0.0012	0.2335 ± 0.0034	0.455 ± 0.0037

Table 3: Comparison with non-memory based TGNN, TGAT and GRAPHMIXER on Foursquare

Transfer	Metric	TGAT		GRAPHMIXER		MINTT
		NT	WT	NT	WT	
MS → GN	AP	0.7285 ± 0.009	0.8720 ± 0.007	0.7442 ± 0.005	0.8746 ± 0.000	0.9426 ± 0.002
	AUC	0.7216 ± 0.002	0.8649 ± 0.008	0.7161 ± 0.008	0.8698 ± 0.000	0.9370 ± 0.002
	MRR	0.0379 ± 0.009	0.1857 ± 0.004	0.0792 ± 0.003	0.1459 ± 0.002	0.3320 ± 0.007
MS → BR	AP	0.7347 ± 0.013	0.8828 ± 0.002	0.7411 ± 0.004	0.8723 ± 0.001	0.9407 ± 0.003
	AUC	0.7184 ± 0.007	0.8751 ± 0.002	0.7100 ± 0.007	0.8680 ± 0.002	0.9346 ± 0.003
	MRR	0.0236 ± 0.008	0.1765 ± 0.004	0.0655 ± 0.007	0.1285 ± 0.000	0.3335 ± 0.013
JK → KW	AP	0.7928 ± 0.014	0.8767 ± 0.010	0.8044 ± 0.007	0.8901 ± 0.003	0.9072 ± 0.000
	AUC	0.7719 ± 0.017	0.8742 ± 0.011	0.7800 ± 0.011	0.8860 ± 0.000	0.8990 ± 0.001
	MRR	0.0612 ± 0.009	0.2031 ± 0.007	0.1238 ± 0.003	0.1724 ± 0.001	0.3126 ± 0.002
JK → RJ	AP	0.7458 ± 0.012	0.8892 ± 0.002	0.7428 ± 0.007	0.8865 ± 0.000	0.9478 ± 0.004
	AUC	0.7545 ± 0.011	0.8845 ± 0.001	0.7214 ± 0.011	0.8862 ± 0.000	0.9415 ± 0.004
	MRR	0.0310 ± 0.002	0.2060 ± 0.007	0.0495 ± 0.000	0.1200 ± 0.009	0.3504 ± 0.017
TY → CG	AP	0.7261 ± 0.020	0.8632 ± 0.007	0.7455 ± 0.013	0.8699 ± 0.000	0.9118 ± 0.000
	AUC	0.7058 ± 0.023	0.8527 ± 0.009	0.7201 ± 0.021	0.8656 ± 0.001	0.9027 ± 0.002
	MRR	0.0407 ± 0.006	0.0970 ± 0.004	0.0445 ± 0.007	0.0820 ± 0.004	0.2407 ± 0.001
TY → SA	AP	0.6818 ± 0.047	0.8473 ± 0.008	0.7204 ± 0.007	0.8453 ± 0.000	0.8770 ± 0.001
	AUC	0.6778 ± 0.026	0.8352 ± 0.011	0.6939 ± 0.011	0.8374 ± 0.000	0.8577 ± 0.001
	MRR	0.0158 ± 0.000	0.1336 ± 0.003	0.0435 ± 0.008	0.0975 ± 0.003	0.2335 ± 0.003

(MS), Jakarta (JK), Tokyo (TK), and Kuala Lumpur (KL). We show results on transfers to several target regions, i.e., Gent (GN), Brussels (BR), Kuwait (KW), Rio de Janeiro (RJ), Campo Grande (CG), and San Antonio (SA). Table 2 shows the performance comparison of MINTT with baselines and MINTT-variants with scarcity simulating training conditions on target graphs as described in section 5.2. We indeed observe that the proposed method MINTT works considerably well compared to baselines and its variants by a margin of 30%-60% in

Table 4: Average performance across all 79 target graphs for given sources from Foursquare

Source	Method	AP	AUC	MRR
MS	NT-TGN	0.6461 ± 0.0	0.6485 ± 0.0	0.028 ± 0.0
	WT-TGN	0.8072 ± 0.0073	0.8073 ± 0.0074	0.1083 ± 0.0056
	MINTT	0.8746 ± 0.0071	0.8673 ± 0.007	0.2051 ± 0.0098
JK	NT-TGN	0.6461 ± 0.0	0.6485 ± 0.0	0.028 ± 0.0
	WT-TGN	0.8141 ± 0.011	0.8151 ± 0.0099	0.1052 ± 0.0079
	MINTT	0.87 ± 0.0071	0.8644 ± 0.0069	0.186 ± 0.0079
TY	NT-TGN	0.6461 ± 0.0	0.6485 ± 0.0	0.028 ± 0.0
	WT-TGN	0.8446 ± 0.0048	0.8299 ± 0.0051	0.1679 ± 0.0065
	MINTT	0.8727 ± 0.0021	0.8641 ± 0.0022	0.2065 ± 0.003
KL	NT-TGN	0.6461 ± 0.0	0.6485 ± 0.0	0.028 ± 0.0
	WT-TGN	0.8387 ± 0.007	0.8298 ± 0.0069	0.136 ± 0.0069
	MINTT	0.8641 ± 0.0054	0.8584 ± 0.0048	0.1744 ± 0.0058

AP. Improvements in other metrics, MRR and Recall@20, are much better.

We observe that the weight-only transfer variant WT-TGN considerably outperforms the no-memory and no-weight transfer variant NT-TGN. The proposed framework MINTT consistently outperforms the weight-only transfer variant WT-TGN across all metrics, highlighting the explicit advantage of the memory transfer framework. Moreover, table 3 underscores the benefit of memory transfer in a data-scarce setting in comparison to non-memory based TGNN. While non-memory TGNN, TGAT, and GRAPHMIXER do better than no-weight and no-memory transfer TGN on the target graph,

Table 5: Transfer comparison on various pairs from Yelp dataset. We transfer from source cities Philadelphia (PA) and New Orleans (NO) to target cities King of Prussia (KP), Hermitage (HM), Glen Mills (GM) with data scarcity.

Transfer	Method	AP	AUC	MRR
PA → KP	NGCF	0.5389 ± 0.0	0.5389 ± 0.0	0.0914 ± 0.0
	LightGCN	0.5277 ± 0.0	0.5299 ± 0.0	0.0756 ± 0.0
	NT-TGN	0.5791 ± 0.0027	0.5746 ± 0.0062	0.1219 ± 0.0012
	WT-TGN	0.532 ± 0.0143	0.4995 ± 0.0113	0.1085 ± 0.0139
	MINTT	0.6567 ± 0.0015	0.662 ± 0.002	0.1622 ± 0.0069
PA → HM	NGCF	0.5585 ± 0.0	0.5482 ± 0.0	0.05047 ± 0.0
	LightGCN	0.5172 ± 0.0	0.5031 ± 0.0	0.0518 ± 0.0
	NT-TGN	0.6374 ± 0.0024	0.6193 ± 0.0081	0.1005 ± 0.0061
	WT-TGN	0.5579 ± 0.0084	0.5431 ± 0.0081	0.0646 ± 0.0073
	MINTT	0.6735 ± 0.0028	0.6795 ± 0.0031	0.1235 ± 0.0134
PA → GM	NGCF	0.5134 ± 0.0	0.5072 ± 0.0	0.0547 ± 0.0
	LightGCN	0.5206 ± 0.0	0.5047 ± 0.0	0.05722 ± 0.0
	NT-TGN	0.6052 ± 0.0073	0.602 ± 0.0066	0.0983 ± 0.0158
	WT-TGN	0.5721 ± 0.0029	0.5722 ± 0.0	0.0753 ± 0.0091
	MINTT	0.6642 ± 0.0102	0.6802 ± 0.0011	0.1204 ± 0.0023
NO → KP	NGCF	0.5389 ± 0.0	0.5389 ± 0.0	0.0914 ± 0.0
	LightGCN	0.5277 ± 0.0	0.5299 ± 0.0	0.0756 ± 0.0
	NT-TGN	0.5791 ± 0.0035	0.5746 ± 0.0061	0.1219 ± 0.0052
	WT-TGN	0.493 ± 0.0078	0.4638 ± 0.0077	0.0666 ± 0.0099
	MINTT	0.6959 ± 0.0038	0.7029 ± 0.0039	0.1917 ± 0.017
NO → HM	NGCF	0.5585 ± 0.0	0.5482 ± 0.0	0.05047 ± 0.0
	LightGCN	0.5172 ± 0.0	0.5031 ± 0.0	0.0518 ± 0.0
	NT-TGN	0.6374 ± 0.0091	0.6193 ± 0.0154	0.1005 ± 0.0032
	WT-TGN	0.5542 ± 0.0058	0.5329 ± 0.0062	0.0591 ± 0.0027
	MINTT	0.6904 ± 0.0	0.6715 ± 0.002	0.1511 ± 0.0012
NO → GM	NGCF	0.5134 ± 0.0	0.5072 ± 0.0	0.0547 ± 0.0
	LightGCN	0.5206 ± 0.0	0.5047 ± 0.0	0.05722 ± 0.0
	NT-TGN	0.6052 ± 0.0035	0.602 ± 0.0019	0.0983 ± 0.0043
	WT-TGN	0.5643 ± 0.0024	0.5646 ± 0.0029	0.0779 ± 0.0049
	MINTT	0.666 ± 0.0014	0.6719 ± 0.0012	0.1301 ± 0.0034

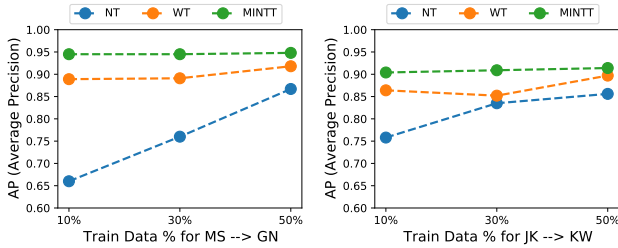


Figure 5: Performance of proposed framework MINTT in different extents of train data scarcity on Foursquare

their weight-transfer variants WT-TGAT and WT-GRAPHMIXER performs worse than MINTT. This evaluation undoubtedly strengthens the efficacy of memory transfer in a data-scarce target graph. We For similar evaluation on Wiki and Yelp, we refer the reader to tables 5 and 6. This concludes the evaluation on questions **RQ1** and **RQ2**.

We notice that among baselines, NGCF and LIGHTGCN, the latter outperforms the former. This is expected as LIGHTGCN is a simpler model less prone to over-fitting. It does much better in MRR and recall@20. In some instances, LIGHTGCN does better than NT-TGN owing to the poor performance of TGN in scarce data settings.

Table 4 summarizes the average performance for all source datasets across all 79 target datasets. We observe a similar trend, i.e., MINTT outperforms other variants. Figures 6 compare transfer performance from source graphs (Tokyo, Moscow, Kuala Lumpur,

Table 6: Transfer comparison on various pairs from Wiki-Edits dataset. We choose English (en), French (fr), German (de) as sources and Norwegian (nn), Japanese (ja), Vietnamese (vi), Slovak (sk), Serbian (sr), Arabic (ar) as target languages with data scarcity.

Transfer	Method	AP	AUC	MRR
en → nn	NGCF	0.6823 ± 0.0	0.6243 ± 0.0	0.2716 ± 0.0
	LightGCN	0.6360 ± 0.0	0.5598 ± 0.0	0.2349 ± 0.0
	NT-TGN	0.5872 ± 0.0198	0.5996 ± 0.0234	0.0919 ± 0.0045
	WT-TGN	0.4918 ± 0.0106	0.4153 ± 0.0130	0.1415 ± 0.0041
	MINTT	0.6733 ± 0.0148	0.6991 ± 0.0200	0.2819 ± 0.0088
en → ja	NGCF	0.7043 ± 0.0	0.6547 ± 0.0	0.1264 ± 0.0
	LightGCN	0.6441 ± 0.0	0.5821 ± 0.0	0.1207 ± 0.0
	NT-TGN	0.5402 ± 0.0135	0.4930 ± 0.0165	0.0225 ± 0.0004
	WT-TGN	0.7589 ± 0.0295	0.7148 ± 0.0180	0.1165 ± 0.0050
	MINTT	0.8673 ± 0.0415	0.8657 ± 0.0303	0.1961 ± 0.0084
fr → sk	NGCF	0.5244 ± 0.0	0.4600 ± 0.0	0.0556 ± 0.0
	LightGCN	0.5465 ± 0.0	0.4604 ± 0.0	0.0572 ± 0.0
	NT-TGN	0.4943 ± 0.0244	0.4669 ± 0.0074	0.0361 ± 0.0016
	WT-TGN	0.5689 ± 0.0280	0.4536 ± 0.0054	0.0562 ± 0.0018
	MINTT	0.7760 ± 0.0085	0.7408 ± 0.0237	0.1221 ± 0.0034
fr → sr	NGCF	0.5454 ± 0.0	0.5243 ± 0.0	0.0355 ± 0.0
	LightGCN	0.5238 ± 0.0	0.5096 ± 0.0	0.0323 ± 0.0
	NT-TGN	0.4840 ± 0.0158	0.4900 ± 0.0138	0.0133 ± 0.0004
	WT-TGN	0.5863 ± 0.0086	0.5245 ± 0.0240	0.0596 ± 0.0029
	MINTT	0.6926 ± 0.0204	0.6617 ± 0.0075	0.0749 ± 0.0016
de → ar	NGCF	0.6357 ± 0.0	0.5905 ± 0.0	0.0725 ± 0.0
	LightGCN	0.6299 ± 0.0	0.5882 ± 0.0	0.0976 ± 0.0
	NT-TGN	0.5339 ± 0.0104	0.5018 ± 0.0116	0.0198 ± 0.0010
	WT-TGN	0.7050 ± 0.0275	0.6722 ± 0.0083	0.0860 ± 0.0025
	MINTT	0.7602 ± 0.0271	0.7602 ± 0.0268	0.1481 ± 0.0027
de → sk	NGCF	0.5244 ± 0.0	0.4600 ± 0.0	0.0556 ± 0.0
	LightGCN	0.5465 ± 0.0	0.4604 ± 0.0	0.0572 ± 0.0
	NT-TGN	0.4943 ± 0.0109	0.4669 ± 0.0162	0.0361 ± 0.0009
	WT-TGN	0.5474 ± 0.0140	0.4908 ± 0.0078	0.0612 ± 0.0017
	MINTT	0.7067 ± 0.0189	0.6978 ± 0.0267	0.1226 ± 0.0034

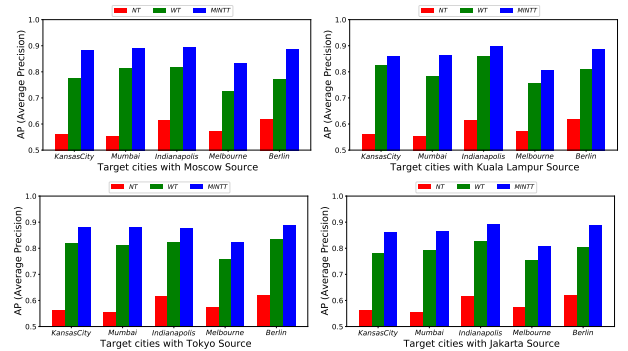


Figure 6: Visualization of our transfer framework's performance across different source-target region pairs.

and Jakarta) to multiple other target regions. Here, we also observe similar trends.

Finally, to answer **RQ3**, we evaluate our transfer framework at different extents of data scarcity. We select a few source and target pairs and evaluate the transfer at different training data percentages (50%,30%,10%) of the target graph while utilizing 20% data for validation and 30% for testing. In figure 5 and table 7, we observe that in a data-abundant setting (50% training data), the performance of no-memory and no-weight transfer TGN (NT-TGN) is comparable with weight-only transfer TGN (WT-TGN) and MINTT. However, as data scarcity increases, the performance of NT-TGN and WT-TGN deteriorates rapidly. In contrast, MINTT consistently upholds its

Table 7: AP and MRR of MINTT and its variants on different extents of training data scarcity on Foursquare

Transfer	Method	Target 50%		Target 30%		Target 10%	
		AP	MRR	AP	MRR	AP	MRR
MS → GN	NT-TGN	0.8672	0.1088	0.7606	0.044	0.6666	0.0254
	WT-TGN	0.9186	0.2856	0.8915	0.1964	0.8892	0.1665
	MWT-TGN	0.9486	0.3818	0.9459	0.3443	0.9459	0.3757
JK → KW	NT-TGN	0.8569	0.1441	0.8359	0.0938	0.7581	0.0444
	WT-TGN	0.8979	0.2607	0.8527	0.1286	0.8646	0.2096
	MWT-TGN	0.9145	0.3282	0.9097	0.3038	0.9044	0.2994
TY → SA	NT-TGN	0.8291	0.0967	0.8280	0.0758	0.6737	0.0180
	WT-TGN	0.8499	0.1911	0.8578	0.1227	0.8127	0.1946
	MWT-TGN	0.8876	0.2529	0.8854	0.2520	0.8723	0.2286

performance consistently, which establishes its efficacy for low-resource target dataset adaptation. This also implies that *MINTT* is not required in a non-scarce setting where the weight-only transfer itself is sufficient. This concludes our evaluation of the proposed framework MINTT.

6 Discussion on non-memory based TGNN

We have compared our proposed transfer approach with the transfer of non-memory-based TGNN like TGAT [30] and state-of-the-art GRAPHMIXER [6] in table 3 highlighting the importance of memory in model transfer. We also scrutinized DYGFORMER [38], a non-memory TGNN outside the scope of this work, as it predicts the link formation probability using link-based features instead of learning node representations like TGAT, TGN, and GRAPHMIXER. DYGFORMER’s architecture utilizes common neighbor encodings to predict link formation probability, leading to more expressivity [4], which leads to better performance than node representation learning-based TGNN. However, unlike node-representation learning-based models that provide dynamic embeddings applicable to multiple downstream tasks like future link prediction, node classification, clustering, and anomaly detection, DYGFORMER is computationally expensive for large-scale recommendation tasks as it computes edge-level features, not node embeddings. For a dynamic graph with N nodes, DYGFORMER requires $O(N^2)$ complexity for future link predictions, whereas TGN, TGAT and GRAPHMIXER using approximate neighbor indexing [20] of embeddings can achieve a scalable $O(N \log N)$ complexity for computing cosine similarity between embeddings.

7 Detailed Related Work

In this section, we provide more details on the current literature related to transfer learning on graphs. [17] shows the efficacy of a simple weight transfer by fine-tuning a source graph trained GNN model on the target graph. [34] jointly trains GNN on both the source and target graph with a soft coupling penalty to align the embedding spaces between the source and target graph. [8] solves the joint task of link prediction and network alignment using seed nodes mapping to jointly train on both the source and target graph containing the same users, but without known mapping, boosting performance. [14] proposes a meta-learning-based solution for transfer learning on traffic graphs by dividing source graphs into multiple regions spatially, then learning these region’s weight and fine-tuning on target graph. [33] extends this to transfer from multiple traffic graphs to the target graph instead of one-to-one transfer. [10] solves few-shot classification by utilizing the auxiliary graphs containing enough labels per class by learning joint metric space

for labels. [3, 7, 12] are cold-start meta-learning-based recommendation models that quickly adapt to new users and items having few connections in the same graph by simulating cold-start during model training. Unlike our problem 1, which focuses on transferring knowledge from a trained source TGNN to the target graph, these methods either focus on joint training of source and target graph models or fine-tuning for new nodes in the source graph itself.

8 Limitation and Future Work

Graph Similarity and performance correlation: This work does not explore the correlation between source-target graph similarity and performance improvement. It requires elaborate research and remains for future work as similarity metrics for temporal graphs are complex. Thus, we have provided the aggregated results of TGN transfer from source to all target graphs in table 4.

Dynamic node attributes and scalability: Our work assumes static node features as all open-source temporal graphs lack dynamic attributes. We see this as potential future work.

Handling of continuous node attributes: The proposed graph transformation assumes categorical node attributes on both source and target graph datasets. It can be extended to continuous attributes by discretizing them into bins and utilizing these bins as new categories as input to the MINTT.

9 Conclusion

Temporal Graph Neural Networks (TGNN) have exhibited state-of-the-art performance in future link prediction tasks for temporal interaction graphs. However, they perform poorly in low data settings, and the node-specific memory modules of TGNN make them non-trivial for transferring inductive knowledge from semantically similar other graphs. Towards this, we formulate a novel transfer framework MINTT that learns a memory mapping between the source and target graphs to enable the transfer of TGNN memory to enhance performance on target graphs. We evaluate the performance by transferring TGNN across several sources and data-scarce target graph pairs extracted from a real-world dataset spanning 400 regions. MINTT significantly outperforms the GNN based recommendation baselines suitable for low-data settings, transfer of non-memory based TGNN, no-memory and no-weight transfer of TGN, weight-only transfer of TGN, establishing the importance of TGNN memory transfer in low-resource data setting. In terms of future work, we wish to explore meta-learning-based solutions for fine-tuning the trained TGN model on target graphs by simulating the data scarcity on the source graph. We note this is a different setup with respect to this work, as the source TGNN model is already trained, and we leverage it to fine-tune the model on the target graph.

References

- [1] G. Bebis and M. Georgiopoulos. 1994. Feed-forward neural networks. *IEEE Potentials* 13, 4 (1994), 27–31. <https://doi.org/10.1109/45.329294>
- [2] Aleksandar Bojchevski, Oleksandr Shchur, Daniel Zügner, and Stephan Günnemann. 2018. NetGAN: Generating Graphs via Random Walks. In *Proceedings of the 35th International Conference on Machine Learning (Proceedings of Machine Learning Research, Vol. 80)*, Jennifer Dy and Andreas Krause (Eds.). PMLR, 610–619. <https://proceedings.mlr.press/v80/bojchevski18a.html>
- [3] Desheng Cai, Shengsheng Qian, Quan Fang, Jun Hu, and Changsheng Xu. 2023. User Cold-Start Recommendation via Inductive Heterogeneous Graph Neural

- Network. *ACM Trans. Inf. Syst.* 41, 3, Article 64 (feb 2023), 27 pages. <https://doi.org/10.1145/3560487>
- [4] Benjamin Paul Chamberlain, Sergey Shirobokov, Emanuele Rossi, Fabrizio Frasca, Thomas Markovich, Nils Yannick Hammerla, Michael M. Bronstein, and Max Hansmire. 2023. Graph Neural Networks for Link Prediction with Subgraph Sketching. In *The Eleventh International Conference on Learning Representations, ICLR 2023, Kigali, Rwanda, May 1-5, 2023*. OpenReview.net. <https://openreview.net/forum?id=m1oqEOAozQU>
 - [5] Kyunghyun Cho, Bart van Merriënboer, Caglar Gulcehre, Dzmitry Bahdanau, Fethi Bougares, Holger Schwenk, and Yoshua Bengio. 2014. Learning Phrase Representations using RNN Encoder–Decoder for Statistical Machine Translation. In *Proceedings of the 2014 Conference on Empirical Methods in Natural Language Processing (EMNLP)*, Alessandro Moschitti, Bo Pang, and Walter Daelemans (Eds.). Association for Computational Linguistics, Doha, Qatar, 1724–1734. <https://doi.org/10.3115/v1/D14-1179>
 - [6] Weilin Cong, Si Zhang, Jian Kang, Baichuan Yuan, Hao Wu, Xin Zhou, Hanghang Tong, and Mehrdad Mahdavi. 2023. Do We Really Need Complicated Model Architectures For Temporal Networks?. In *The Eleventh International Conference on Learning Representations, ICLR 2023, Kigali, Rwanda, May 1-5, 2023*. OpenReview.net. <https://openreview.net/forum?id=ayPPc0SyLv1>
 - [7] Manqing Dong, Feng Yuan, Lina Yao, Xiwei Xu, and Liming Zhu. 2020. MAMO: Memory-Augmented Meta-Optimization for Cold-start Recommendation. In *Proceedings of the 26th ACM SIGKDD International Conference on Knowledge Discovery & Data Mining (Virtual Event, CA, USA) (KDD '20)*. Association for Computing Machinery, New York, NY, USA, 688–697. <https://doi.org/10.1145/3394486.3403113>
 - [8] Xingbo Du, Junchi Yan, and Hongyuan Zha. 2019. Joint link prediction and network alignment via cross-graph embedding. In *Proceedings of the 28th International Joint Conference on Artificial Intelligence (Macao, China) (IJCAI'19)*. AAAI Press, 2251–2257.
 - [9] Mingming Fan and Maryam Khademi. 2014. Predicting a Business Star in Yelp from Its Reviews Text Alone. *ArXiv abs/1401.0864* (2014). <https://api.semanticscholar.org/CorpusID:7344916>
 - [10] Andrey Gritsenko, Yuan Guo, Kimia Shayestehfard, Armin Moharrer, Jennifer Dy, and Stratis Ioannidis. 2021. Graph Transfer Learning. In *2021 IEEE International Conference on Data Mining (ICDM)*. 141–150. <https://doi.org/10.1109/ICDM51629.2021.00024>
 - [11] William L. Hamilton, Zhitao Ying, and Jure Leskovec. 2017. Inductive Representation Learning on Large Graphs. In *Advances in Neural Information Processing Systems 30: Annual Conference on Neural Information Processing Systems 2017, December 4-9, 2017, Long Beach, CA, USA*, Isabelle Guyon, Ulrike von Luxburg, Samy Bengio, Hanna M. Wallach, Rob Fergus, S. V. N. Vishwanathan, and Roman Garnett (Eds.). 1024–1034. <https://proceedings.neurips.cc/paper/2017/hash/5dd9db5e033da9c6fb5ba83c7a7e9a9-Abstract.html>
 - [12] Bowen Hao, Jing Zhang, Hongzhi Yin, Cuiping Li, and Hong Chen. 2021. Pre-Training Graph Neural Networks for Cold-Start Users and Items Representation. In *Proceedings of the 14th ACM International Conference on Web Search and Data Mining (Virtual Event, Israel) (WSDM '21)*. Association for Computing Machinery, New York, NY, USA, 265–273. <https://doi.org/10.1145/3437963.3441738>
 - [13] Xiangnan He, Kuan Deng, Xiang Wang, Yongdong Li, and Meng Wang. 2020. LightGCN: Simplifying and Powering Graph Convolution Network for Recommendation. In *Proceedings of the 43rd International ACM SIGIR Conference on Research and Development in Information Retrieval (Virtual Event, China) (SIGIR '20)*. ACM, New York, NY, USA, 639–648. <https://doi.org/10.1145/3397271.3401063>
 - [14] Yilun Jin, Kai Chen, and Qiang Yang. 2022. Selective Cross-City Transfer Learning for Traffic Prediction via Source City Region Re-Weighting. In *Proceedings of the 28th ACM SIGKDD Conference on Knowledge Discovery and Data Mining (Washington DC, USA) (KDD '22)*. Association for Computing Machinery, New York, NY, USA, 731–741. <https://doi.org/10.1145/3534678.3539250>
 - [15] Sun Kim, Sungjoon Park, Scott A. Hale, Sooyoung Kim, Jeongmin Byun, and Alice H. Oh. 2016. Understanding Editing Behaviors in Multilingual Wikipedia. *PLOS ONE* 11, 5 (May 2016), e0155305. <https://doi.org/10.1371/journal.pone.0155305>
 - [16] Thomas N. Kipf and Max Welling. 2017. Semi-Supervised Classification with Graph Convolutional Networks. In *5th International Conference on Learning Representations, ICLR 2017, Toulon, France, April 24-26, 2017, Conference Track Proceedings*. OpenReview.net. <https://openreview.net/forum?id=SJU4ayYgl>
 - [17] Nishai Koooverjee, Steven James, and Terence van Zyl. 2022. Investigating Transfer Learning in Graph Neural Networks. *arXiv:2202.00740* [cs.LG]
 - [18] Srijan Kumar, Xikun Zhang, and Jure Leskovec. 2019. Predicting dynamic embedding trajectory in temporal interaction networks. In *Proceedings of the 25th ACM SIGKDD International Conference on Knowledge Discovery & Data Mining*. ACM, 1269–1278.
 - [19] Charles X. Ling, Jin Huang, and Harry Zhang. 2003. AUC: a statistically consistent and more discriminating measure than accuracy. In *Proceedings of the 18th International Joint Conference on Artificial Intelligence (Acapulco, Mexico) (IJCAI'03)*. Morgan Kaufmann Publishers Inc., San Francisco, CA, USA, 519–524.
 - [20] Yu A Malkov and Dmitry A Yashunin. 2018. Efficient and robust approximate nearest neighbor search using hierarchical navigable small world graphs. *IEEE transactions on pattern analysis and machine intelligence* 42, 4 (2018), 824–836.
 - [21] Emanuele Rossi, Ben Chamberlain, Fabrizio Frasca, Davide Eynard, Federico Monti, and Michael Bronstein. 2020. Temporal Graph Networks for Deep Learning on Dynamic Graphs. In *ICML 2020 Workshop on Graph Representation Learning*.
 - [22] Michael Sejr Schlichtkrull, Thomas N. Kipf, Peter Bloem, Rianne van den Berg, Ivan Titov, and Max Welling. 2018. Modeling Relational Data with Graph Convolutional Networks. In *The Semantic Web - 15th International Conference, ESWC 2018, Heraklion, Crete, Greece, June 3-7, 2018, Proceedings (Lecture Notes in Computer Science, Vol. 10843)*, Aldo Gangemi, Roberto Navigli, Maria-Esther Vidal, Pascal Hitzler, Raphaël Troncy, Laura Hollink, Anna Tordai, and Mehwish Alam (Eds.). Springer, 593–607. https://doi.org/10.1007/978-3-319-93417-4_38
 - [23] Martin J. A. Schuetz, J. Kyle Brubaker, and Helmut G. Katzgraber. 2022. Combinatorial optimization with physics-inspired graph neural networks. *Nature Machine Intelligence* 4, 4 (April 2022), 367–377. <https://doi.org/10.1038/s42256-022-00468-6>
 - [24] Martin Simonovsky and Nikos Komodakis. 2018. GraphVAE: Towards Generation of Small Graphs Using Variational Autoencoders. In *Artificial Neural Networks and Machine Learning - ICANN 2018 - 27th International Conference on Artificial Neural Networks, Rhodes, Greece, October 4-7, 2018, Proceedings, Part I (Lecture Notes in Computer Science, Vol. 11139)*, Vera Kurková, Yannis Manolopoulos, Barbara Hammer, Lazaros S. Iliadis, and Ilias Maglogiannis (Eds.). Springer, 412–422. https://doi.org/10.1007/978-3-030-01418-6_41
 - [25] Amauri H. Souza, Diego Mesquita, Samuel Kaski, and Vikas Garg. 2022. Provably expressive temporal graph networks. In *Advances in Neural Information Processing Systems 35: Annual Conference on Neural Information Processing Systems 2022, NeurIPS 2022, New Orleans, LA, USA, November 28 - December 9, 2022*, Sanmi Koyejo, S. Mohamed, A. Agarwal, Danielle Belgrave, K. Cho, and A. Oh (Eds.). http://papers.nips.cc/paper_files/paper/2022/hash/d029c97ee0db162c60f2ebc9cb93387e-Abstract-Conference.html
 - [26] Ashish Vaswani, Noam Shazeer, Niki Parmar, Jakob Uszkoreit, Llion Jones, Aidan N Gomez, Łukasz Kaiser, and Illia Polosukhin. 2017. Attention is All you Need. In *Advances in Neural Information Processing Systems*, I. Guyon, U. Von Luxburg, S. Bengio, H. Wallach, R. Fergus, S. Vishwanathan, and R. Garnett (Eds.), Vol. 30. Curran Associates, Inc. https://proceedings.neurips.cc/paper_files/paper/2017/file/3f5ee243547dee91fbd053c1c4a845aa-Paper.pdf
 - [27] Petar Velickovic, Guillem Cucurull, Arantxa Casanova, Adriana Romero, Pietro Liò, and Yoshua Bengio. 2018. Graph Attention Networks. In *6th International Conference on Learning Representations, ICLR 2018, Vancouver, BC, Canada, April 30 - May 3, 2018, Conference Track Proceedings*. OpenReview.net. <https://openreview.net/forum?id=rjXMPikCZ>
 - [28] Xiang Wang, Xiangnan He, Meng Wang, Fuli Feng, and Tat-Seng Chua. 2019. Neural Graph Collaborative Filtering. In *Proceedings of the 42nd International ACM SIGIR Conference on Research and Development in Information Retrieval, SIGIR 2019, Paris, France, July 21-25, 2019*. 165–174.
 - [29] Yanbang Wang, Yen-Yu Chang, Yunyu Liu, Jure Leskovec, and Pan Li. 2021. Inductive Representation Learning in Temporal Networks via Causal Anonymous Walks. (2021). <https://openreview.net/forum?id=KYPz4YsCpJ>
 - [30] Da Xu, Chuanwei Ruan, Evren Körpeoglu, Sushant Kumar, and Kannan Achan. 2020. Inductive representation learning on temporal graphs. In *8th International Conference on Learning Representations, ICLR 2020, Addis Ababa, Ethiopia, April 26-30, 2020*. OpenReview.net. <https://openreview.net/forum?id=rJew1yHYwH>
 - [31] Keyulu Xu, Weihua Hu, Jure Leskovec, and Stefanie Jegelka. 2019. How Powerful are Graph Neural Networks?. In *7th International Conference on Learning Representations, ICLR 2019, New Orleans, LA, USA, May 6-9, 2019*. OpenReview.net. <https://openreview.net/forum?id=ryGs6iA5Km>
 - [32] Dingqi Yang, Bingqing Qu, Jie Yang, and Philippe Cudré-Mauroux. 2019. Revisiting User Mobility and Social Relationships in LBSNs: A Hypergraph Embedding Approach. In *The World Wide Web Conference, WWW 2019, San Francisco, CA, USA, May 13-17, 2019*, Ling Liu, Ryan W. White, Amin Mantrach, Fabrizio Silvestri, Julian J. McAuley, Ricardo Baeza-Yates, and Leila Zia (Eds.). ACM, 2147–2157. <https://doi.org/10.1145/3308558.3313635>
 - [33] Huaxiu Yao, Yiding Liu, Ying Wei, Xianfeng Tang, and Zhenhui Li. 2019. Learning from Multiple Cities: A Meta-Learning Approach for Spatial-Temporal Prediction. In *The World Wide Web Conference, WWW 2019, San Francisco, CA, USA, May 13-17, 2019*, Ling Liu, Ryan W. White, Amin Mantrach, Fabrizio Silvestri, Julian J. McAuley, Ricardo Baeza-Yates, and Leila Zia (Eds.). ACM, 2181–2191. <https://doi.org/10.1145/3308558.3313577>
 - [34] Huaxiu Yao, Chuxu Zhang, Ying Wei, Meng Jiang, Suhang Wang, Junzhou Huang, Nitesh V. Chawla, and Zhenhui Li. 2020. Graph Few-Shot Learning via Knowledge Transfer. In *The Thirty-Fourth AAAI Conference on Artificial Intelligence, AAAI 2020, The Thirty-Second Innovative Applications of Artificial Intelligence Conference, IAAI 2020, The Tenth AAAI Symposium on Educational Advances in Artificial Intelligence, EAAI 2020, New York, NY, USA, February 7-12, 2020*. AAAI Press, 6656–6663. <https://doi.org/10.1609/AAAI.V34I04.6142>

- [35] Jason Yosinski, Jeff Clune, Yoshua Bengio, and Hod Lipson. 2014. How transferable are features in deep neural networks?. In *Proceedings of the 27th International Conference on Neural Information Processing Systems - Volume 2 (Montreal, Canada) (NIPS'14)*. MIT Press, Cambridge, MA, USA, 3320–3328.
- [36] Jiaxuan You, Rex Ying, Xiang Ren, William L. Hamilton, and Jure Leskovec. 2018. GraphRNN: Generating Realistic Graphs with Deep Auto-regressive Models.. In *ICML (Proceedings of Machine Learning Research, Vol. 80)*, Jennifer G. Dy and Andreas Krause (Eds.), PMLR, 5694–5703. <http://dblp.uni-trier.de/db/conf/icml/icml2018.html#YouYRHL18>
- [37] Bing Yu, Haoteng Yin, and Zhanxing Zhu. 2018. Spatio-Temporal Graph Convolutional Networks: A Deep Learning Framework for Traffic Forecasting. In *Proceedings of the Twenty-Seventh International Joint Conference on Artificial Intelligence, IJCAI 2018, July 13-19, 2018, Stockholm, Sweden*, Jérôme Lang (Ed.), ijcai.org, 3634–3640. <https://doi.org/10.24963/IJCAI.2018/505>
- [38] Le Yu, Leilei Sun, Bowen Du, and Weifeng Lv. 2023. Towards Better Dynamic Graph Learning: New Architecture and Unified Library. In *Advances in Neural Information Processing Systems 36: Annual Conference on Neural Information Processing Systems 2023, NeurIPS 2023, New Orleans, LA, USA, December 10 - 16, 2023*, Alice Oh, Tristan Naumann, Amir Globerson, Kate Saenko, Moritz Hardt, and Sergey Levine (Eds.). http://papers.nips.cc/paper_files/paper/2023/hash/d611019afba70d547bd595e8a4158f55-Abstract-Conference.html
- [39] Yuan Zuo and Junjie Wu. 2018. Embedding Temporal Network via Neighborhood Formation. In *Proceedings of the 24th ACM SIGKDD International Conference on Knowledge Discovery; Data Mining (London, United Kingdom) (KDD '18)*. Association for Computing Machinery, New York, NY, USA, 2857–2866. <https://doi.org/10.1145/3219819.3220054>