

LongCaptioning: Unlocking the Power of Long Caption Generation in Large Multimodal Models

Hongchen Wei¹, Zhihong Tan¹, Yaosi Hu², Changwen Chen², Zhenzhong Chen¹
¹Wuhan University ²Hong Kong Polytechnic University

Abstract

*Large multimodal models (LMMs) have shown remarkable performance in video understanding tasks and can even process videos longer than one hour. However, despite their ability to handle long inputs, generating outputs with corresponding levels of richness remains a challenge. In this paper, we explore the issue of long outputs in LMMs using video captioning as a proxy task, and we find that open-source LMMs struggle to consistently generate outputs exceeding about 300 words. Through controlled experiments, we find that the scarcity of paired examples with long-captions during training is the primary factor limiting the model’s output length. However, manually annotating long-caption examples is time-consuming and expensive. To address this, we propose the **LongCaption-Agent**, a framework that synthesizes long caption data by aggregating multi-level descriptions. Using LongCaption-Agent, we curated a new long-caption dataset, **LongCaption-10K**. We also develop **LongCaption-Bench**, a benchmark designed to comprehensively evaluate the quality of long captions generated by LMMs. By incorporating LongCaption-10K into training, we enable LMMs to generate captions exceeding 1,000 words, while maintaining high output quality. In LongCaption-Bench, our 8B parameter model achieved state-of-the-art performance, even surpassing larger proprietary models. We will release the dataset and code after publication.*

1. Introduction

Large multimodal models (LMMs) [4, 18, 25, 26, 28, 33, 41, 42, 47] have made significant progress in video understanding tasks. Given the rich information in videos, recent works have attempted to handle longer visual context inputs. For example, LongVA [47] extended the input video length to 1 hour, which corresponds to approximately 10,000 visual tokens. However, despite their ability to handle long input, they still face challenges in generating long captions. Here, we distinguish between dense video captioning [19, 21, 38, 43] and long caption generation. The

former aims to identify different event timestamps within a video and generate corresponding captions for each event. This task still focuses on short video and short caption scenarios, with the generated captions typically not exceeding 30 words. In contrast, long caption generation requires producing captions that exceed or approach 1,000 words.

In this paper, we explore the issue of long caption generation in LMMs. As shown in Figure 1, we collect 5 movie videos, each approximately 20 minutes, and segment each video into 6 clips of 1, 2, 5, 10, 15, and 20 minutes. For videos of different duration, we sample one frame every 4 seconds as an input to the model. This ensures that as the video duration increases, the amount of information it contains also becomes richer. Then, we use the same prompts (detailed prompts are provided in the Appendix) to have different models perform the video captioning task. We find that although the amount of information in the videos increases, the open-source LMMs consistently fail to generate outputs exceeding about 300 words, leading to captions that lose most of the visual information. In contrast, the proprietary model (*i.e.*, Gemini 1.5 Pro [34]) performs exceptionally well, easily generating descriptions of over 1,000 words for 20-minute videos, thereby preserving rich fine-grained information. However, considering the lack of open-source technical solutions for proprietary models and the challenges they face in deployment on edge devices, we aim to explore a low-cost method to enhance the long caption generation capabilities of open-source LMMs.

LMMs typically consist of a visual encoder, a modality projector, and a language decoder, where the language decoder is usually a pretrained large language model (LLM). As a core component, the development of LLMs often drives advancements in LMMs. LongWriter [5] is the first to explore the long text generation problem in LLMs. By constructing a supervised fine-tuning dataset for long texts, it successfully extended the model output from 2,000 to 10,000 words. In this paper, we use the video captioning task as a proxy to explore long-text output in LMMs for the first time. We conduct controlled experiments to investigate the key factors that affect the output length of LMMs.

We first explore the impact of long-caption examples in

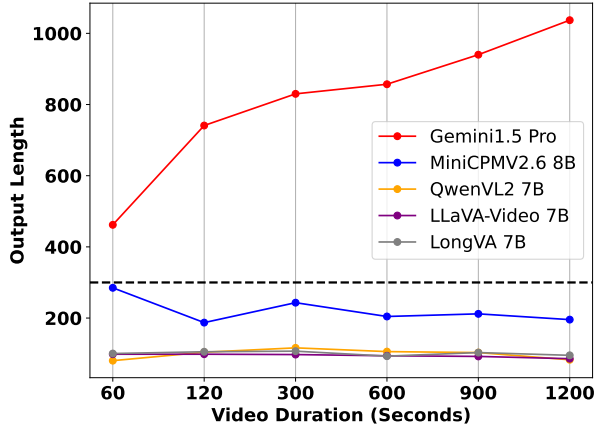


Figure 1. The output length of LMMs varies with different duration. The maximum output length of open-source LMMs is around 300 words, which is significantly shorter than that of proprietary models.

the training data on the model’s output length. As shown in Figure 2, we use MiniCPMV2.6 8B [45] as the backbone network, fix the sampled frame count at 64, and fine-tune the model using synthetic datasets with different annotation lengths (<300, <500, and <700). The method for synthesizing the dataset is detailed in Section 3. It is evident that as the annotation length increases, the output length of the model also increases. However, as the number of video duration increases, the output length gradually decreases. This is because the length of the input during the inference process exceeds the effective context window that the model can handle. Based on this, we further investigate the effect of input length on output length. As shown in Figure 2, we fix the annotation length of samples (<700) and fine-tune the model using 128 sampled frames. We find that after training on long sampled frames, the model maintains the ability to produce long outputs for long videos. Through experiments, we conclude that **the scarcity of long-caption examples samples during training is the primary factor limiting the model’s output length**. Increasing the input sequence length during training improves the model’s output length on long videos. A straightforward solution is to construct datasets of video-long caption pairs to train LMMs. However, manually annotating long-captions is time-consuming and expensive.

To address this, we propose the **LongCaption-Agent**, an automated framework for synthesizing long-caption data. This framework utilizes off-the-shelf LMMs and LLMs to synthesize captions in three stages: frame-level, clip-level, and video-level. By employing multi-level information extraction and summarization, the framework produces comprehensive long-captions. Building upon the LongCaption-Agent, we develop the **LongCaption-10K** dataset, which includes 10,000 long-caption examples. By incorporating

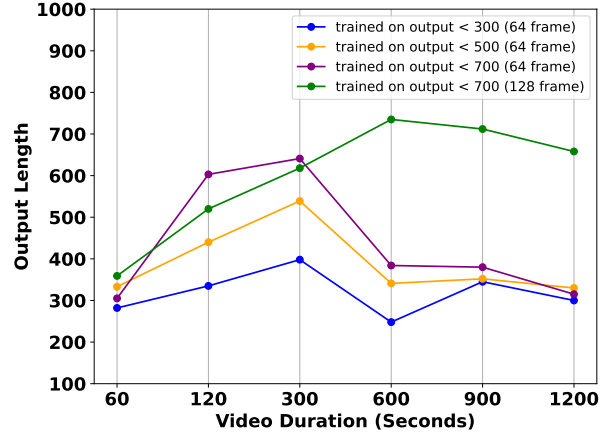


Figure 2. Visualization of model output length when trained on datasets (each containing 5,000 samples) with varying caption lengths and sampled frame counts. All captions are synthetically generated.

the LongCaption-10K dataset into training, we extend the output length of LMM to over 1,000 words, successfully unlocking its long-caption generation capabilities. Additionally, to further enable the model to handle longer sampled frame inputs during inference, we introduce a visual context window extension method [39] in the training phase. This method effectively mitigates the issue of reduced output length when transitioning from short-sequence training to long-sequence inference, as demonstrated in Figure 2.

To rigorously evaluate the long-caption generation capabilities of LMM, we develop **LongCaption-Bench**, a comprehensive benchmark for assessing the quality of long-captions generated by LMMs. It includes 281 test videos with an average duration of 1060.4 seconds. Each video has a global description generated by Gemini 1.5 Pro [34], which is then manually reviewed and modified. The average caption length is 1161.3 words.

Evaluations on LongCaption-Bench indicate that our model achieved optimal performance, even surpassing larger proprietary models. Additionally, to reduce training costs, we introduce a visual context window expansion technique [39] during the training phase to further increase the effective context length during inference. In summary, our paper makes the following key contributions:

- We are the first to explore the main factor limiting the output length of LMMs: the scarcity of long-caption examples in training data.
- To unlock the long-caption generation capability of LMMs at a lower cost, we propose the LongCaption-Agent, a long-caption synthesis framework. Based on this framework, we construct the LongCaption-10K. By incorporating the LongCaption-10K dataset into training, we extend the output length of LMM to over 1,000 words.
- We also develop LongCaption-Bench, designed to com-

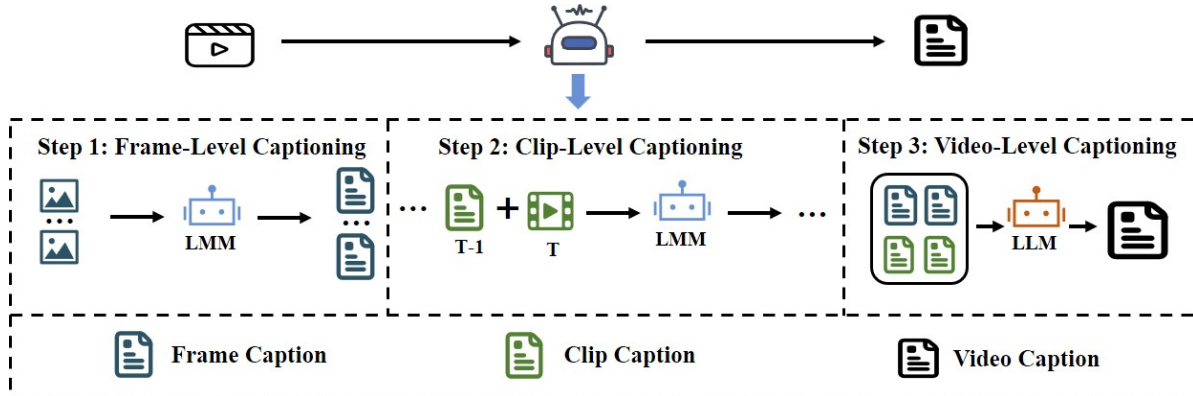


Figure 3. The LongCaption-Agent framework. The framework uses an off-the-shelf LLM (*i.e.*, MiniCPMV2.6 8B [45]) to first generate frame-level descriptions for each sampled frame, and then iteratively produce clip-level descriptions for each clip. Finally, an off-the-shelf LLM (*i.e.*, GLM4-Long [12]) is used to integrate the frame-level and clip-level descriptions into a complete video long-caption.

prehensively evaluate the quality of long-captions generated by LMMs.

2. Related Work

Large Multimodal Model Recent advancements in large language models (LLMs) [1, 3, 17, 32, 35, 44] have demonstrated impressive language understanding and generation capabilities. This success has sparked interest in large multimodal models (LMMs) [10, 23, 45, 46], which typically consist of visual encoders, modality projectors, and pretrained language model decoders. LMMs initially made breakthroughs in image understanding tasks. With the construction of high-quality video-text datasets, more researchers are applying LMMs to video understanding tasks [18, 23, 25, 26, 28, 33, 41, 42, 47]. For example, models like VideoChatGPT [29], VideoChat [24], and Video-LLaMA [9] have enhanced the video understanding capabilities of LMMs through high-quality data and fine-tuning techniques. These models have shown excellent performance in short video understanding. Recently, some efforts [28, 39, 42, 47] have been made to input long videos into LMMs, achieving some progress. For instance, MovieChat [33] introduced a memory mechanism to compress long video tokens into a fixed size. Additionally, LongVA [47] extended the context window by continuously training LLMs on long texts. Although they perform well in long video-QA tasks, they face challenges in generating video captions that require global descriptions.

Video Captioning Early video captioning methods used template-based approaches [13, 20, 22], which lacked flexibility. With the development of deep learning, expert models based on CNN-RNN and Transformer architectures replaced previous methods [11, 15]. However, these approaches typically handle only short videos of a few seconds, and the generated captions are also brief. The VideoReCap [16] model was the first to attempt generating de-

scriptions for long videos recursively. However, its descriptions often do not exceed 100 words for a 60-minute video, inevitably missing much of the video content. Recently, some efforts [7, 8] have attempted to combine LMMs and LLMs to construct large-scale video captioning datasets. For instance, Panda70M [8] constructed semantically consistent videos by splitting and merging based on semantic understanding, and then used a pre-trained model to generate captions for each video. ShareGPT4Video [7] proposed a differential video captioning strategy, leveraging GPT-4V [1] to synthesize video captions by identifying differences between adjacent frames. However, these methods typically focus on short video-caption examples.

3. LongCaption-Agent: A Long-Caption Synthesis Framework

In this section, we introduce LongCaption-Agent, a framework designed for generating long-captions for videos. Based on LongCaption-Agent, we develop LongCaption-10k long-caption dataset, which includes 10,000 long-caption examples. Next, we provide a detailed explanation of the data synthesis process and the statistical information of the dataset.

3.1. Framework

In Section 1, we analyze the challenges faced by large multimodal models (LMMs) in generating long captions, identifying the scarcity of long-caption examples during training as a key factor. A statistical review of commonly used video-text datasets, shown in Table 1, reveals that their average text lengths are all under 100 words. For instance, Pand70M [8] synthesizes video captions using off-the-shelf multimodal models, combining outputs from various teacher models and a retrieval model to select the best match. However, due to output length limitations, the generated captions remain relatively short. Additionally, syn-

Table 1. Existing Video-Text Datasets

Dataset Name	Video Length (sec.)	Text Length
MSVD [6]	9.7	4.7 words
YouCook2 [50]	19.6	8.8 words
MSR-VTT [40]	15.0	9.3 words
ActivityNet [14]	36.0	13.5 words
LLaVA-Hound-255K [48]	52.4	37.6 words
VideoChatGPT-100K [29]	123.4	68.0 words
Panda-70M [8]	8.5	13.2 words
LongCaption-10K (Ours)	92.8	1198.2 words

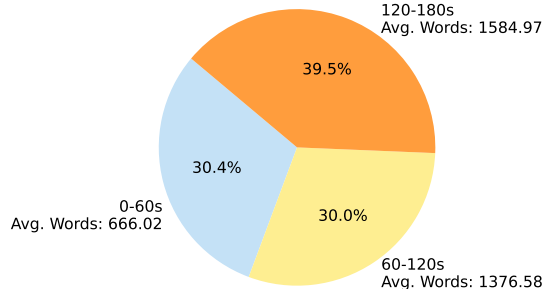
thesizing long captions with proprietary LMMs or manual annotation is prohibitively expensive.

To obtain long-caption samples at a lower cost, we propose the **LongCaption-Agent**, a framework that synthesizes long-caption data by aggregating multi-level descriptions. Specifically, the framework leverages off-the-shelf open-source LMMs and LLMs to divide the long-caption synthesis process into three steps: 1) Frame-level captioning: The LMM is used to extract static fine-grained information from each sampled frame. 2) Clip-level captioning: The video is divided into multiple clips, and the LMM is employed to extract temporal fine-grained information from each short clip. 3) Video-level captioning: Finally, with the powerful language understanding capabilities of the LLM, the frame-level and clip-level captions are aggregated to synthesize a complete video-level long-caption. Next, we provide a detailed introduction for each step.

First, we sample the video into a sequence of frames at 1 fps, and then generate captions at different levels:

Step 1 - Frame-Level Captioning: Considering that current open-source LMMs struggle to generate long-captions for videos, we instead sample frames as model inputs to extract fine-grained static information from each frame. As shown in Figure 3, in this work, we use MiniCPMV2.6 8B [45] as the frame-level caption generation model. Some studies have attempted to use LLMs to summarize frame-level captions into video captions. However, by neglecting the temporal information of the original video, this approach often fails to accurately capture the dynamic changes in events and the continuity of actions, resulting in captions that lack coherence and completeness. Temporal information is crucial for understanding causal relationships, action sequences, and scene transitions in videos. Relying solely on frame-level summaries tends to produce fragmented captions that struggle to reflect the overall semantics of the video. Therefore, in this work, we use frame-level captions only as a supplementary source of fine-grained static information for clip-level captions.

Step 2 - Clip-Level Captioning: Due to the issue of the lack of coherence and consistency when directly integrating frame-level captions, we introduce clip-level captioning that incorporates temporal information. Specifically, we

**Figure 4.** Key statistics of LongCaption-10k.

first divide the original video into multiple clips. To avoid excessive content disparity between the captions of different clips and ensure smooth transitions between frame-level captions, we designed a clip segmentation method based on a sliding window. Specifically, we extract clips using a sliding window approach, where the window size is set to 10 seconds and the stride is set to 5 seconds, thereby constructing overlapping clips that share content from adjacent time segments. This overlapping design not only captures the continuity of the video but also effectively mitigates the issue of context fragmentation caused by direct segmentation. In this way, we generate more coherent clip-level captions while preserving the temporal information of the video.

Moreover, to further enhance the coherence and consistency of caption generation, we design an iterative caption generation strategy. Specifically, when generating the caption for each clip, we not only rely on the visual information of the current clip but also input the caption generated for the previous clip as contextual information into LMM. This allows the model to leverage contextual information from both the preceding and following clips, generating captions that better align with the overall semantics of the video and avoiding content jumps or breaks between different clip captions. This iterative generation process is represented by the following formula:

$$\text{caption}_t = \text{LMM}(\text{clip}_t, \text{caption}_{t-1}) \quad (1)$$

where clip_t represents the clip at time step t that requires captioning, and caption_{t-1} denotes the caption generated for the clip at time step $t - 1$.

Considering that a simple summary of clip-level captions may overlook some fine-grained static information from sampled frames, we propose using LLM to integrate the frame-level captions, which contain fine-grained static information, with the clip-level captions, which incorporate temporal information.

Step 3 - Video-Level Captioning: With the emergence of large language models such as ChatGPT [30], LLMs have demonstrated remarkable capabilities in language understanding and generation. Therefore, we have designed an LLM-based caption summarization pipeline that, through

Table 2. Key statistics of LongCaption-Bench.

# Data in each subset			
Video duration	number	Caption length	number
[300s, 600s)	9	[0, 500)	38
[600s, 900s)	58	[500, 1000)	101
[900s, 1200s)	129	[1000, 1500)	66
[1200s, 1800s]	85	[1500, 3000)	76
Average video duration		1060.4	
Average caption length		1161.3	

carefully crafted prompts, can efficiently and accurately integrate frame-level descriptions into clip-level captions and summarize all clip-level captions into a complete video-level long-caption.

Specifically, our pipeline is divided into the following steps: 1) Timestamp Annotation: First, we annotate each clip-level caption and each frame-level caption with a timestamp, allowing the LLM to align the frame-level descriptions with the clip-level captions in terms of time. 2) Frame-Level Caption Grouping: Next, based on the timestamps of clip-level captions, we group the continuous frame-level captions into different sets, with each set corresponding to the time range of a clip. This ensures that the frame-level captions can be summarized within a local time range without losing details. 3) Interleaved Input Combination: Finally, we interleave all the frame-level caption sets with the clip-level captions and, combined with carefully designed prompts, feed them as input to the LLM. The prompts are designed to guide the LLM in effectively merging the fine-grained information from the frame-level captions with the temporal information from the clip-level captions, thereby generating a coherent and information-rich long-caption. The formula can be expressed as:

Through this method, we not only retain the fine-grained static information from the frame-level captions but also ensure the temporal coherence of the video-level captions, ultimately generating a complete and rich long-caption. We provide the detailed prompts used at each step in Appendix.

3.2. LongCaption-10K Dataset

Based on the LongCaption-Agent, we constructed LongCaption-10k, a dataset containing 10,000 synthesized long-caption samples. Specifically, we selected 10,000 videos from open-source video datasets [49], with video durations ranging from 30 to 180 seconds. To ensure the model’s generalization across different instructions, we collected a variety of prompts to serve as queries for LongCaption-10k.

Table 1 reports the comparison results of video duration and annotation text length between LongCaption-10K and other open-source datasets. Among them, VideoChatGPT-

100K contains longer videos, but its average text length is only 68 words. The average text length in the Panda70M dataset, which is based on LMM methods, is only 13.2. In contrast, LongCaption-10K extends the average annotation text length to 1,198 words, with an average video duration of 92.8 seconds. Figure 4 further illustrates the distribution of samples with different video durations in the dataset. The LongCaption-10K dataset contains video data of varying durations and is relatively evenly distributed across the three intervals: [0, 60), [60, 120), and [120, 180). Additionally, across different duration ranges, this dataset consistently maintains a relatively longer caption length.

4. LongCaption-Bench: A Benchmark for Long-Caption Generation

Table 1 presents commonly used video captioning benchmarks, which are focused on short video-short caption scenarios. Although our synthesized dataset, LongCaption-10K, provides long caption annotations, traditional video captioning benchmarks are typically annotated manually, and the reliability and quality of human-annotated samples generally surpass those of synthesized samples.

To reliably evaluate the long-caption generation capabilities of LMMs, we constructed a LongCaption-Bench. Specifically, to prevent test videos from being included in the training data, we selected videos from the test sets of open-source long video benchmarks. To reduce the difficulty of manual annotation, we first used the latest proprietary LLM, Gemini 1.5 Pro [34] (which supports long-caption generation), to generate an initial caption for all videos. We then manually reviewed each video and its corresponding initial caption, removing any abnormal captions and their associated samples. Abnormal captions included those with infinite repetition, incomplete captions (abrupt termination), and sensitive content. In the end, we retained 281 valid video-caption pairs. Subsequently, we manually reviewed the initial captions against the video content and corrected or supplemented any errors or omissions in the captions. Table 2 reports the statistics of LongCaption-Bench. The test videos are primarily concentrated in the 900 to 1,200-second range, with caption lengths mostly between 500 and 1,500 words. The average video duration is 1060.4s, and the average caption length is 1161.3 words, which is significantly greater than previous video captioning benchmarks.

Another challenge in evaluating long-captions lies in the assessment metrics. Traditional n -gram-based metrics (*e.g.*, CIDEr [36]) commonly used for image and video captioning fall short for long captions due to the flexibility of language. In this work, we evaluate the long-caption generation capabilities of LMMs from three perspectives: length, quality, and video-caption relevance.

Length Score S_l : Following [5], we use the length of

Table 3. Evaluation results on the LongCaption-Bench across different duration intervals. Here, S_l represents the score for caption length, S_q represents the quality score, and S_r represents the video-caption relevance score.

	Overall			[300s, 600s)			[600s, 900s)			[900s, 1200s)			[1200s, 1800s)		
	S_l	S_q	S_r	S_l	S_q	S_r	S_l	S_q	S_r	S_l	S_q	S_r	S_l	S_q	S_r
<i>Proprietary models</i>															
GPT-4o [32]	33.6	79.4	2.50	64.9	81.5	2.78	41.2	81.2	2.41	30.2	79.4	2.57	24.3	78.7	2.50
<i>Open-source models</i>															
PLLaVA 7B [41]	4.5	63.2	1.10	4.0	64.1	1.09	2.3	63.7	1.07	3.7	64.9	1.10	6.8	62.8	1.18
PLLaVA 32B [41]	5.3	65.1	1.18	4.9	66.4	1.21	2.6	64.7	1.10	4.9	65.2	1.20	7.7	64.0	1.17
LongVA 7B [47]	2.1	64.5	1.15	0.0	65.2	1.11	0.0	65.5	1.07	1.9	64.6	1.17	4.0	63.6	1.18
LLaVA-Video 7B [27]	4.5	66.8	1.30	8.6	67.8	1.33	1.8	69.0	1.21	3.1	67.2	1.38	8.4	64.8	1.24
MiniCPMV2.6 8B [45]	11.8	73.5	2.18	27.6	72.6	2.11	12.8	74.9	2.02	10.4	73.1	2.24	11.5	73.0	2.20
Qwen2-VL 7B [37]	7.7	57.8	1.36	0.0	58.9	1.22	6.6	56.4	1.12	6.4	58.5	1.47	11.2	57.6	1.36
Qwen2-VL 72B [37]	9.4	70.2	1.71	11.8	69.1	1.72	7.7	68.6	1.66	7.0	71.4	1.72	10.1	70.2	1.68
<i>Our trained models</i>															
LongCaptioning-8B	40.9	81.2	2.59	88.2	80.7	2.56	53.6	81.7	2.53	38.8	81.6	2.62	30.3	80.4	2.58

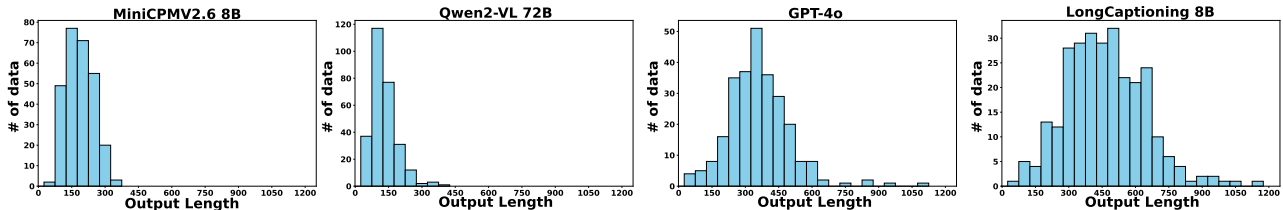


Figure 5. Visualization of caption lengths generated by different models. The horizontal axis represents caption length, while the vertical axis represents the number of samples.

human-annotated captions as a reference and calculate the model’s output length score S_l based on a piecewise linear function:

$$S_l = \begin{cases} 100 \cdot \max(0, 1 - (l'/l - 1)/3) & \text{if } l' > l \\ 100 \cdot \max(0, 1 - (l/l' - 1)/2) & \text{if } l' \leq l \end{cases} \quad (2)$$

where l is the human-annotated length and l' is the model’s output length. The piecewise linear function ensures that, compared to the ground truth, both excessively long or excessively short model outputs will result in lower scores.

Quality Score S_q : Considering that the comparative methods include GPT-4o, in order to ensure a fair comparison, we use GPT-4o mini [31] as the judge. Following [5], we score the output across six dimensions: relevance, accuracy, coherence, clarity, breadth and depth, and readability. We take the average score across these six dimensions to obtain the overall quality score.

Video-Caption Relevance Score S_r : Following Video-ChatGPT [29], we score the correlation between human annotations and model-generated descriptions on a scale of 1 to 5. To ensure a fair comparison, we use the original prompts provided by Video-ChatGPT for evaluation.

5. LongCaptioning: A Long-Caption Generation Model

5.1. Model Training

We conduct training based on the latest open-source models, namely MiniCPMV2.6 8B [45]. This model has only undergone pretraining and supervised fine-tuning (SFT) on image-text datasets. This allows us to eliminate the interference of other video datasets when analyzing the experimental results. Moreover, to further extend the effective context window during inference and allow the input of longer frame sequences, we introduced a visual context window extension technique [39] during training. This technique scales the rotational frequency of the position encoding embedding for visual tokens, thereby extending the model’s context window. The model was trained on a 2 A800-80G GPUs using DeepSpeed + ZeRO3 + CPU offloading [2]. We used a batch size of 1, a learning rate of $5e-5$, and trained for 1 epoch.

5.2. Experiments

We compare the LongCaptioning model with state-of-the-art open-source models and proprietary models on the LongCaption-Bench. For videos of different duration, we sample one frame every 6 seconds as input to the model. This ensures that as the video duration increases, the

Table 4. Ablation study results on the LongCaption-Bench. ‘w/o Visual Context Window Ext.’ represents the LongCaptioning 8B model trained without the visual context window extension, ‘w/o Clip-Level Captioning’ indicates that only frame-level captions were used during long caption synthesis, ‘w/o Frame-Level Captioning’ refers to the use of only clip-level captions during long caption synthesis, and ‘w/o LongCaption-10k data’ refers to the results without using the LongCaption-10K dataset for training.

	Overall			[300s, 600s)			[600s, 900s)			[900s, 1200s)			[1200s, 1800s)		
	S_l	S_q	S_r	S_l	S_q	S_r	S_l	S_q	S_r	S_l	S_q	S_r	S_l	S_q	S_r
LongCaptioning-8B	40.9	81.2	2.59	88.2	80.7	2.56	53.6	81.7	2.53	38.8	81.6	2.62	30.3	80.4	2.58
w/o Visual Context Window Ext.	32.3	79.1	2.35	90.3	76.3	2.44	37.5	78.7	2.13	30.1	79.7	2.37	25.8	78.6	2.45
w/o Clip-Level Captioning	28.7	75.0	2.21	64.3	74.8	2.25	25.8	76.5	2.06	21.0	76.7	2.28	19.1	74.9	2.30
w/o Frame-Level Captioning	25.7	74.2	2.20	58.8	74.6	2.20	21.5	76.1	2.06	18.9	76.0	2.27	16.0	74.3	2.28
w/o LongCaption-10k data	11.8	73.5	2.18	27.6	72.6	2.11	12.8	74.9	2.02	10.4	73.1	2.24	11.5	73.0	2.20

amount of information contained also becomes richer. It is worth noting that since the LongCaption-Bench was first generated by Gemini 1.5 Pro and then refined by human editors, we do not use Gemini 1.5 Pro as a comparison model. For the open-source models, we uniformly set the output temperature to 0.2 and the maximum token generation parameter to 2048.

5.2.1. Quantitative Results

Evaluates the Output Length Table 3 presents the results of the output length score of the models. For the output length score S_l , we use human annotations as the ground truth (assuming the human annotations contain all the content of the test videos) and calculate the difference between the model output length and the human annotation length using Equation 2. A higher S_l indicates that the length of the captions generated by the model more closely matches the length of the human annotations. Our findings are as follows: 1) Open-source LMMs generally perform poorly, even those with 72 billion parameters, as they struggle to generate complete captions beyond 300 words. 2) The performance of MiniCPMV2.6 8B even surpasses that of Qwen2-VL 72B, reflecting that the output length of LMMs is not necessarily correlated with model size. 3) Notably, compared to other duration intervals, all models show an improvement in output length scores in the [1200s, 1800s) interval. After analyzing the generated outputs, we found that some models exhibit repetitive output issues when the input frame is longer, leading to an increase in output length. Due to the repetition problem, their quality scores are lower. 4) By fine-tuning the model on LongCaption-10K, our model achieved optimal performance, even surpassing larger proprietary models like GPT-4o.

Figure 5 presents the output length statistics for various models, with anomalous outputs like infinitely looping captions manually removed. Open-source models, such as MiniCPMV2.6 8B and Qwen2-VL 72B, generated captions primarily between 150 and 300 words. The proprietary GPT-4o model produced captions mostly in the 300 to 600-word range. In contrast, our model generated outputs between 300 and 700 words, with a maximum length reaching approximately 1,200 words. This demonstrates our model’s

ability to produce longer, more detailed captions compared to both open-source and proprietary models.

Evaluates the Output Quality Following [5], we further report the output quality of the models in Table 3. We use GPT-4o mini as the judge to evaluate the output quality across 6 dimensions: Relevance, Accuracy, Coherence, Clarity, Breadth and Depth, and Readability (with each dimension scored on a scale of 1 to 5, and detailed prompt templates provided in the appendix). The average score across these six dimensions is calculated to obtain the overall quality score S_q . The final results are multiplied by 20 and presented as percentages. Our findings are as follows: 1) Larger models like PLLaVA 32B and Qwen2-VL 72B significantly outperform their smaller counterparts (PLLaVA 7B and Qwen2-VL 7B), indicating that increasing model size improves caption quality. 2) The proprietary model GPT-4o significantly outperforms open-source models. Our model achieves the best performance in sentence quality while maintaining output length.

Evaluates the Relevance of Video and Generated Caption To assess the relevance of model-generated descriptions to the video content, Table 3 presents relevance scores S_r . Our model consistently achieved the highest relevance scores across all duration intervals, indicating its superior ability to accurately and comprehensively describe video content compared to other models.

5.2.2. Ablation Studies

We explore the effects of removing the visual context window extension and the LongCaption-10K dataset on the LongCaptioning-8B model. As shown in Table 4, we find that: 1) Removing the visual context window extension significantly reduces both output length and quality, with the length score S_l dropping by 8.6, the quality score S_q dropping by 2.1, and the relevance score S_r dropping by 0.24. This is because the visual context window extension allows the model to input more sampled frames during the inference process. 2) Removing the clip-level captioning step during the synthesis of LongCaption-10K leads to a drop in all metrics, as relying solely on frame-level captions fails to capture dynamic changes and action continuity, resulting in less coherent captions. 3) Similarly, removing the frame-



MiniCPMV2.6 8B

Generated Caption Length: 229

The video captures a series of experiences and interactions in a vibrant urban setting, likely in Dubai, given the architecture and cultural elements. It starts with two individuals in a clothing store, engaging in a friendly conversation, followed by a scene of a person enjoying a drink at a lively outdoor venue. The narrative then shifts to a boat tour on a canal, showcasing the city's waterways and skyline. Throughout the video, the camera captures a mix of personal interactions, cultural experiences, and the dynamic city life, providing a comprehensive glimpse into the destination's attractions and lifestyle.

Qwen2-VL 72B

Generated Caption Length: 79

The video begins with a man standing in front of a mirror, followed by him riding a boat and taking a selfie. He then shows a hotel room and a beach, before moving on to a ferris wheel and a night scene. The man is seen eating dinner, drinking coffee, and shopping in a market. He also visits a spice market and a car showroom. The video concludes with a man taking a selfie in front of a car.

LongCaptioning 8B (Ours)

Generated Caption Length: 706

The video begins with a person holding up several banknotes in front of a luxurious pool area, featuring tall buildings and palm trees. The scene transitions to an indoor setting where the same individual interacts with bunk beds before moving outdoors at night, enjoying a drink from a plastic cup amidst a lively market atmosphere. Various cityscapes are shown, including high-rise buildings along a canal and a bridge over water, all set against a backdrop of skyscrapers and urban development. The narrative continues with a close-up of a person on a bridge overlooking a canal, followed by another individual standing near a sign warning about slippery steps. The scene shifts to a hotel lobby displaying 'Marina View Hotel \$124/night (\$62/bed)' text, transitioning to a room tour showcasing amenities like a kitchenette and bathroom. The focus returns to the outdoor setting, highlighting a busy street and a beachfront area filled with people relaxing under clear skies. The evening sky is illuminated as the sun sets behind towering buildings, creating a vibrant cityscape. The clip concludes with a nighttime shot of a well-lit Ferris wheel and a fountain show, capturing the dynamic energy of Dubai's nightlife. \n\nNext, the video shows a nighttime selfie taken on a bridge with a bustling city skyline in the background, transitioning to a daytime walk down a narrow alleyway. The scene shifts to a public transportation ticketing booth inside a terminal, followed by a visit to 'Al Fahidi Stationery Centre,' where the person buys tickets Finally, the video shows a person wearing a light gray t-shirt, speaking directly to the camera in a dimly lit room with pinkish-purple lighting.

Figure 6. Qualitative comparison of different methods. The results indicate that our proposed method is capable of generating more detailed and comprehensive long-captions compared to other approaches.

level captioning step further degrades performance, as using only clip-level captions during LongCaption-10K synthesis results in shorter captions. 4) Without the LongCaption-10K dataset (*i.e.*, using only the MiniCPMV2.6 8B backbone), the model struggles to generate long captions, leading to a sharp decline in output length. Additionally, without both the visual context window extension and the LongCaption-10K dataset, the relevance between generated captions and video content significantly deteriorates.

5.2.3. Qualitative Results

Figure 6 illustrates the qualitative results of video captions generated by the comparison models (MiniCPMV2.6 8B and Qwen2-VL 72B) and our model (LongCaptioning 8B). For all models, we uniformly sample 128 frames from the video as input. It is evident that LongCaptioning 8B produces outputs with significantly greater length compared to the other models while maintaining the relevance of the generated content to the video. In contrast to MiniCPMV2.6 8B and Qwen2-VL 72B, LongCaptioning 8B generates more

detailed captions for the input video.

6. Conclusions

In this paper, we explore for the first time the long-caption generation capabilities of LMMs and find that current open-source models struggle to produce captions of around 300 words. Through controlled experiments, we identify the scarcity of long-caption samples as the primary factor affecting the length of LMM outputs. To obtain long-caption samples at a lower cost, we propose LongCaption-Agent, a framework synthesizing long-caption data by aggregating multi-level descriptions. Based on this framework, we constructed the LongCaption-10K. Additionally, we deployed LongCaption-Bench to reliably evaluate the model's long-caption generation capabilities. Using the LongCaption-10K, we successfully extended the caption generation capacity of current LMMs to over 1,000 words, while maintaining high output quality. We hope this work will advance research on long-caption generation in LMMs and provide

valuable insights for the design of future LMMs.

References

- [1] Josh Achiam, Steven Adler, Sandhini Agarwal, Lama Ahmad, Ilge Akkaya, Florencia Leoni Aleman, Diogo Almeida, Janko Altenschmidt, Sam Altman, Shyamal Anadkat, et al. GPT-4 technical report. *arXiv preprint arXiv:2303.08774*, 2023. 3
- [2] Reza Yazdani Aminabadi, Samyam Rajbhandari, Ammar Ahmad Awan, Cheng Li, Du Li, Elton Zheng, Olatunji Ruwase, Shaden Smith, Minjia Zhang, Jeff Rasley, and Yuxiong He. DeepSpeed-inference: Enabling efficient inference of transformer models at unprecedented scale. In *SC22*, pages 46:1–46:15, Dallas, TX, USA, 2022. 6, 1
- [3] Anthropic. Claude 3. <https://www.anthropic.com/news/claude-3-family>, 2024. 3
- [4] Kirolos Ataallah, Xiaoqian Shen, Eslam Abdelrahman, Essam Sleiman, Deyao Zhu, Jian Ding, and Mohamed Elhoseiny. MiniGPT4-Video: Advancing multimodal llms for video understanding with interleaved visual-textual tokens. *arXiv preprint arXiv:2404.03413*, 2024. 1
- [5] Yushi Bai, Jiajie Zhang, Xin Lv, Linzhi Zheng, Siqi Zhu, Lei Hou, Yuxiao Dong, Jie Tang, and Juanzi Li. Longwriter: Unleashing 10,000+ word generation from long context llms. *arXiv preprint arXiv:2408.07055*, 2024. 1, 5, 6, 7
- [6] David L. Chen and William B. Dolan. Collecting highly parallel data for paraphrase evaluation. In *ACL*, pages 190–200, Portland, Oregon, USA, 2011. 4
- [7] Lin Chen, Xilin Wei, Jinsong Li, Xiaoyi Dong, Pan Zhang, Yuhang Zang, Zehui Chen, Haodong Duan, Bin Lin, Zhenyu Tang, et al. Sharegpt4video: Improving video understanding and generation with better captions. *arXiv preprint arXiv:2406.04325*, 2024. 3
- [8] Tsai-Shien Chen, Aliaksandr Siarohin, Willi Menapace, Ekaterina Deyneka, Hsiang-wei Chao, Byung Eun Jeon, Yuwei Fang, Hsin-Ying Lee, Jian Ren, Ming-Hsuan Yang, et al. Panda-70m: Captioning 70m videos with multiple cross-modality teachers. In *CVPR*, pages 13320–13331, 2024. 3, 4
- [9] Zesen Cheng, Sicong Leng, Hang Zhang, Yifei Xin, Xin Li, Guanzheng Chen, Yongxin Zhu, Wenqi Zhang, Ziyang Luo, Deli Zhao, et al. VideoLLaMA 2: Advancing spatial-temporal modeling and audio understanding in video-llms. *arXiv preprint arXiv:2406.07476*, 2024. 3
- [10] Wenliang Dai, Junnan Li, Dongxu Li, Anthony Meng Huat Tiong, Junqi Zhao, Weisheng Wang, Boyang Albert Li, Pascale Fung, and Steven C. H. Hoi. InstructBLIP: Towards general-purpose vision-language models with instruction tuning. *ArXiv*, abs/2305.06500, 2023. 3
- [11] Lianli Gao, Xuanhan Wang, Jingkuan Song, and Yang Liu. Fused GRU with semantic-temporal attention for video captioning. *Neurocomputing*, 395:222–228, 2020. 3
- [12] Team GLM, Aohan Zeng, Bin Xu, Bowen Wang, Chenhui Zhang, Da Yin, Diego Rojas, Guanyu Feng, Hanlin Zhao, Hanyu Lai, et al. ChatGLM: A family of large language models from glm-130b to glm-4 all tools. *arXiv preprint arXiv:2406.12793*, 2024. 3
- [13] Sergio Guadarrama, Niveda Krishnamoorthy, Girish Malkar-nenkar, Subhashini Venugopalan, Raymond Mooney, Trevor Darrell, and Kate Saenko. Youtube2Text: Recognizing and describing arbitrary activities using semantic hierarchies and zero-shot recognition. In *ICCV*, pages 2712–2719, 2013. 3
- [14] Fabian Caba Heilbron, Victor Escorcia, Bernard Ghanem, and Juan Carlos Niebles. ActivityNet: A large-scale video benchmark for human activity understanding. In *CVPR*, pages 961–970, Boston, MA, USA, 2015. 4
- [15] Yaosi Hu, Zhenzhong Chen, Zheng-Jun Zha, and Feng Wu. Hierarchical global-local temporal modeling for video captioning. In *ACM MM*, pages 774–783, 2019. 3
- [16] Md Mohaiminul Islam, Ngan Ho, Xitong Yang, Tushar Nagarajan, Lorenzo Torresani, and Gedas Bertasius. Video Re-Cap: Recursive captioning of hour-long videos. In *CVPR*, pages 18198–18208, 2024. 3
- [17] Albert Q Jiang, Alexandre Sablayrolles, Arthur Mensch, Chris Bamford, Devendra Singh Chaplot, Diego de las Casas, Florian Bressand, Gianna Lengyel, Guillaume Lample, Lucile Saulnier, et al. Mistral 7B. *arXiv preprint arXiv:2310.06825*, 2023. 3
- [18] Peng Jin, Ryuichi Takanobu, Caiwan Zhang, Xiaochun Cao, and Li Yuan. Chat-univi: Unified visual representation empowers large language models with image and video understanding. *arXiv preprint arXiv:2311.08046*, 2023. 1, 3
- [19] Minkuk Kim, Hyeon Bae Kim, Jinyoung Moon, Jinwoo Choi, and Seong Tae Kim. Do you remember? Dense video captioning with cross-modal memory retrieval. In *CVPR*, pages 13894–13904, Seattle, WA, USA, 2024. 1
- [20] Atsuhiko Kojima, Takeshi Tamura, and Kunio Fukunaga. Natural language description of human activities from video images based on concept hierarchy of actions. *IJCV*, 50: 171–184, 2002. 3
- [21] Ranjay Krishna, Kenji Hata, Frederic Ren, Li Fei-Fei, and Juan Carlos Niebles. Dense-captioning events in videos. In *ICCV*, pages 706–715, Venice, Italy, 2017. 1
- [22] Niveda Krishnamoorthy, Girish Malkar-nenkar, Raymond Mooney, Kate Saenko, and Sergio Guadarrama. Generating natural-language video descriptions using text-mined knowledge. In *AAAI*, pages 541–547, 2013. 3
- [23] Bo Li, Yuanhan Zhang, Dong Guo, Renrui Zhang, Feng Li, Hao Zhang, Kaichen Zhang, Yanwei Li, Ziwei Liu, and Chunyuan Li. LLaVA-OneVision: Easy visual task transfer. *arXiv preprint arXiv:2408.03326*, 2024. 3
- [24] KunChang Li, Yinan He, Yi Wang, Yizhuo Li, Wenhai Wang, Ping Luo, Yali Wang, Limin Wang, and Yu Qiao. VideoChat: Chat-centric video understanding. *arXiv preprint arXiv:2305.06355*, 2023. 3
- [25] Yanwei Li, Chengyao Wang, and Jiaya Jia. LLaMA-VID: An image is worth 2 tokens in large language models. *arXiv preprint arXiv:2311.17043*, 2023. 1, 3
- [26] Bin Lin, Bin Zhu, Yang Ye, Munan Ning, Peng Jin, and Li Yuan. Video-LLaVA: Learning united visual representation by alignment before projection. *arXiv preprint arXiv:2311.10122*, 2023. 1, 3
- [27] Haotian Liu, Chunyuan Li, Yuheng Li, Bo Li, Yuanhan Zhang, Sheng Shen, and Yong Jae Lee. LLaVA-NeXT: Improved reasoning, ocr, and world knowledge, 2024. 6

- [28] Jiajun Liu, Yibing Wang, Hanghang Ma, Xiaoping Wu, Xiaoyi Ma, Xiaoming Wei, Jianbin Jiao, Enhua Wu, and Jie Hu. Kangaroo: A powerful video-language model supporting long-context video input. *arXiv preprint arXiv:2408.15542*, 2024. 1, 3
- [29] Muhammad Maaz, Hanoona Abdul Rasheed, Salman Khan, and Fahad Khan. Video-ChatGPT: Towards detailed video understanding via large vision and language models. In *ACL*, pages 12585–12602, Bangkok, Thailand, 2024. 3, 4, 6
- [30] OpenAI. ChatGPT. <https://openai.com/index/chatgpt/>, 2022. 4
- [31] OpenAI. GPT-4o mini: advancing cost-efficient intelligence, 2024. 6
- [32] OpenAI. GPT-4o. <https://openai.com/index/hello-gpt-4o/>, 2024. 3, 6
- [33] Enxin Song, Wenhao Chai, Guanhong Wang, Yucheng Zhang, Haoyang Zhou, Feiyang Wu, Haozhe Chi, Xun Guo, Tian Ye, Yanting Zhang, et al. MovieChat: From dense token to sparse memory for long video understanding. In *CVPR*, pages 18221–18232, 2024. 1, 3
- [34] Gemini Team, Petko Georgiev, Ving Ian Lei, Ryan Burnell, Libin Bai, Anmol Gulati, Garrett Tanzer, Damien Vincent, Zhufeng Pan, Shibo Wang, et al. Gemini 1.5: Unlocking multimodal understanding across millions of tokens of context. *arXiv preprint arXiv:2403.05530*, 2024. 1, 2, 5
- [35] Hugo Touvron, Louis Martin, Kevin Stone, Peter Albert, Amjad Almahairi, Yasmine Babaei, Nikolay Bashlykov, Soumya Batra, Prajjwal Bhargava, Shruti Bhosale, et al. LLaMA 2: Open foundation and fine-tuned chat models. *arXiv preprint arXiv:2307.09288*, 2023. 3
- [36] Ramakrishna Vedantam, C. Lawrence Zitnick, and Devi Parikh. CIDEr: Consensus-based image description evaluation. In *CVPR*, pages 4566–4575, Boston, MA, USA, 2015. 5
- [37] Peng Wang, Shuai Bai, Sinan Tan, Shijie Wang, Zhihao Fan, Jinze Bai, Keqin Chen, Xuejing Liu, Jialin Wang, Wenbin Ge, et al. Qwen2-VL: Enhancing vision-language model’s perception of the world at any resolution. *arXiv preprint arXiv:2409.12191*, 2024. 6
- [38] Teng Wang, Ruimao Zhang, Zhichao Lu, Feng Zheng, Ran Cheng, and Ping Luo. End-to-end dense video captioning with parallel decoding. In *ICCV*, pages 6827–6837, Montreal, QC, Canada, 2021. 1
- [39] Hongchen Wei and Zhenzhong Chen. Visual context window extension: A new perspective for long video understanding. *arXiv preprint arXiv:2409.20018*, 2024. 2, 3, 6, 1
- [40] Jun Xu, Tao Mei, Ting Yao, and Yong Rui. MSR-VTT: A large video description dataset for bridging video and language. In *CVPR*, pages 5288–5296, Las Vegas, NV, USA, 2016. 4
- [41] Lin Xu, Yilin Zhao, Daquan Zhou, Zhijie Lin, See Kiong Ng, and Jiashi Feng. PLLaVA: Parameter-free llava extension from images to videos for video dense captioning. *arXiv preprint arXiv:2404.16994*, 2024. 1, 3, 6
- [42] Fuzhao Xue, Yukang Chen, Dacheng Li, Qinghao Hu, Ligeng Zhu, Xiuyu Li, Yunhao Fang, Haotian Tang, Shang Yang, Zhijian Liu, et al. LongVILA: Scaling long-context visual language models for long videos. *arXiv preprint arXiv:2408.10188*, 2024. 1, 3
- [43] Antoine Yang, Arsha Nagrani, Paul Hongsuck Seo, Antoine Miech, Jordi Pont-Tuset, Ivan Laptev, Josef Sivic, and Cordelia Schmid. Vid2Seq: Large-scale pretraining of a visual language model for dense video captioning. In *CVPR*, pages 10714–10726, Vancouver, BC, Canada, 2023. 1
- [44] An Yang, Baosong Yang, Binyuan Hui, Bo Zheng, Bowen Yu, Chang Zhou, Chengpeng Li, Chengyuan Li, Dayiheng Liu, Fei Huang, et al. Qwen2 technical report. *arXiv preprint arXiv:2407.10671*, 2024. 3
- [45] Yuan Yao, Tianyu Yu, Ao Zhang, Chongyi Wang, Junbo Cui, Hongji Zhu, Tianchi Cai, Haoyu Li, Weilin Zhao, Zhihui He, et al. MiniCPM-V: A GPT-4V level MLLM on your phone. *arXiv preprint arXiv:2408.01800*, 2024. 2, 3, 4, 6, 1
- [46] Qinghao Ye, Haiyang Xu, Guohai Xu, Jiabo Ye, Ming Yan, Yi Zhou, Junyan Wang, Anwen Hu, Pengcheng Shi, Yaya Shi, Chenliang Li, Yuanhong Xu, Hehong Chen, Junfeng Tian, Qiang Qi, Ji Zhang, and Feiyan Huang. mPLUG-Owl: Modularization empowers large language models with multimodality. *ArXiv*, abs/2304.14178, 2023. 3
- [47] Peiyuan Zhang, Kaichen Zhang, Bo Li, Guangtao Zeng, Jingkang Yang, Yuanhan Zhang, Ziyue Wang, Haoran Tan, Chunyuan Li, and Ziwei Liu. Long context transfer from language to vision. *arXiv preprint arXiv:2406.16852*, 2024. 1, 3, 6
- [48] Ruohong Zhang, Liangke Gui, Zhiqing Sun, Yihao Feng, Keyang Xu, Yuanhan Zhang, Di Fu, Chunyuan Li, Alexander Hauptmann, Yonatan Bisk, et al. Direct preference optimization of video large multimodal models from language model reward. *arXiv preprint arXiv:2404.01258*, 2024. 4
- [49] Yuanhan Zhang, Jinming Wu, Wei Li, Bo Li, Zejun Ma, Ziwei Liu, and Chunyuan Li. Video instruction tuning with synthetic data. *arXiv preprint arXiv:2410.02713*, 2024. 5
- [50] Luowei Zhou, Chenliang Xu, and Jason J. Corso. Towards automatic learning of procedures from web instructional videos. In *AAAI*, pages 7590–7598, New Orleans, Louisiana, USA, 2018. 4

LongCaptioning: Unlocking the Power of Long Caption Generation in Large Multimodal Models

Supplementary Material

Table 5. Training Parameters

Parameter	Value
SFT Type	LoRA
LoRA _r	8
LoRA _α	32
Freeze vit	true
Batch Size	1
Epochs	1
Learning Rate	5e-5
Gradient accumulation steps	4
Dataloader num workers	1
Flash attn	true
DeepSpeed	zero3-offload

7. Training Details

Table 5 reports the details of the training process. We conduct training based on the latest open-source models, namely MiniCPMV2.6 8B [45]. This model has only undergone pretraining and supervised fine-tuning (SFT) on image-text datasets. This allows us to eliminate the interference of other video datasets when analyzing the experimental results. We employ the LoRA strategy for supervised fine-tuning. Specifically, we fine-tune only a small subset of parameters in the LLM, where the LoRA_r is set to 8 and the LoRA_α is set to 32. Moreover, to further extend the effective context window during inference and allow the input of longer frame sequences, we introduced a visual context window extension technique [39] during training. This technique scales the rotational frequency of the position encoding embedding for visual tokens, thereby extending the model’s context window. The model was trained on a 2 A800-80G GPUs using DeepSpeed + ZeRO3 + CPU offloading [2]. We used a batch size of 1, a learning rate of 5e-5, and trained for 1 epoch.

8. Prompts

8.1. Test Prompt

In Figure 1 and 2, all models use the same prompt.

Task:

You are an expert in understanding scene transitions based on visual features in a video. You are requested to create the descriptions for the current video sent to you, which includes multiple sequential frames.

Guidelines For Video Description:

- Analyze the narrative progression implied by the sequence of frames, interpreting the sequence as a whole. - Note that since these frames are extracted from a video, adjacent frames may show minimal differences. These should not be interpreted as special effects in the video. - If text appears in the frames, you must describe the text in its original language and provide an English translation in parentheses. For example: book. Additionally, explain the meaning of the text within its context. - When referring to people, use their characteristics, such as clothing, to distinguish different people. - ****IMPORTANT**** Please provide as many details as possible in your description, including colors, shapes, and textures of objects, actions and characteristics of humans, as well as scenes and backgrounds.

Output Format:

Your response should look like this: "Video Level Description": "The video begins with..., progresses by..., and concludes with..."

Please give me the description of the current video.

8.2. Quality Score

The prompt used when evaluating the quality score is as follows.

You are an expert in evaluating text quality. Please evaluate the quality of an AI assistant's response to a user's writing request. Be as strict as possible.

You need to evaluate across the following six dimensions, with scores ranging from 1 to 5. The scoring criteria from 5 to 1 for each dimension are as follows:

1. **Relevance:** From content highly relevant and fully applicable to the user's request to completely irrelevant or inapplicable.
2. **Accuracy:** From content completely accurate with no factual errors or misleading information to content with numerous errors and highly misleading.
3. **Coherence:** From clear structure with smooth logical connections to disorganized structure with no coherence.
4. **Clarity:** From clear language, rich in detail, and easy to understand to confusing expression with minimal details.
5. **Breadth and Depth:** From both broad and deep content with a lot of information to seriously lacking breadth and depth with minimal information.
6. **Reading Experience:** From excellent reading experience, engaging and easy to understand content to very poor reading experience, boring and hard to understand content.

Please evaluate the quality of the following response to a user's request according to the above requirements.

<User Request> :

</Response> :

'''Please evaluate the quality of the response. You must first provide a brief analysis of its quality, then give a comprehensive analysis with scores for each dimension. The output must strictly follow the JSON format: "Analysis": ..., "Relevance": ..., "Accuracy": ..., "Coherence": ..., "Clarity": ..., "Breadth and Depth": ..., "Reading Experience": You do not need to consider whether the response meets the user's length requirements in your evaluation. Ensure that only one integer between 1 and 5 is output for each dimension score.'''

You are an intelligent chatbot designed for evaluating the detail orientation of generative outputs for video-based question-answer pairs. "Your task is to compare the predicted answer with the correct answer and determine its level of detail, considering both completeness and specificity. Here's how you can accomplish the task:"

"____"

INSTRUCTIONS:

"- Check if the predicted answer covers all major points from the video. The response should not leave out any key aspects." "- Evaluate whether the predicted answer includes specific details rather than just generic points. It should provide comprehensive information that is tied to specific elements of the video." "- Consider synonyms or paraphrases as valid matches." "- Provide a single evaluation score that reflects the level of detail orientation of the prediction, considering both completeness and specificity."

Please evaluate the following video-based question-answer pair:

<User Request> :

<Correct Answer> :

<Predicted Answer> :

"Provide your evaluation only as a detail orientation score where the detail orientation score is an integer value between 0 and 5, with 5 indicating the highest level of detail orientation. " "Please generate the response in the form of a Python dictionary string with keys 'score', where its value is the detail orientation score in INTEGER, not STRING." "DO NOT PROVIDE ANY OTHER OUTPUT TEXT OR EXPLANATION. Only provide the Python dictionary string. " "For example, your response should look like this: 'score': 4.8."

8.3. Video-Caption Relevance Score

The prompt used when evaluating the Video-Caption Relevance Score is as follows.

8.4. Frame-Level Captioning

We present our prompt in use:

Task:

You are an expert in understanding the visual details of individual frames within a video. You are requested to create detailed descriptions for each video frame sent to you. Your task is to describe the frame's content with high precision, focusing only on the elements visible in that exact frame. Do not infer or speculate about actions or events not explicitly visible in the frame.

Guidelines For Frame Description:

- Describe only what is visible in the frame: Focus on the exact visual details, without making assumptions about what happens before or after.
- Avoid narrative progression: Unlike a clip description, there is no need to interpret or connect this frame with others. Only describe the current frame.
- Be specific and exhaustive: Include as many details as possible, such as:
 - Objects: Colors, shapes, textures, positions, and relationships between objects.
 - People: Clothing, facial expressions, posture, gestures, and any visible features (e.g., hair color, accessories).
 - Background: Environmental details, lighting, shadows, and any visible text (with translations if necessary).
 - Text in the frame: If text appears, provide its original language and an English translation in parentheses.
- No additional reasoning: Do not infer motivations, future actions, or unseen parts of the scene.

Output Format:

Your response should look like this: "Frame Level Description": "The frame shows..."

Task:

You are an expert in understanding scene transitions based on visual features in a video. There is a video including multiple sequential clips (clip-1,clip-2,...). Given the description for these clips (clip-1,clip-2,...) as the context, you are requested to create the descriptions for the current clip sent to you, which includes multiple sequential frames.

Guidelines For Clip Description:

- Your description should see the description of previous clips as context.
- Analyze the narrative progression implied by the sequence of frames, interpreting the sequence as a whole.
- Note that since these frames are extracted from a clip, adjacent frames may show minimal differences. These should not be interpreted as special effects in the clip.
- Note that some objects and scenes shown in the previous clips might not shown in the current clip. Be carefully do not assume the same object and scenes shown in every clips.
- If text appears in the frames, you must describe the text in its original language and provide an English translation in parentheses. For example: book. Additionally, explain the meaning of the text within its context.
- When referring to people, use their characteristics, such as clothing, to distinguish different people.
- ****IMPORTANT**** Please provide as many details as possible in your description, including colors, shapes, and textures of objects, actions and characteristics of humans, as well as scenes and backgrounds.

Output Format:

Your response should look like this: "Clip Level Description": "The clip begins with..., progresses by..., and concludes with..."

Description of Previous Clips: {*t-1_step_clip_description*}

8.5. Clip-Level Captioning

Here is the prompt we use:

8.6. Video-Level Captioning

Video-Level Captioning The prompt used is:

Task:

You are an expert at understanding frame-level and clip-level descriptions in a video that includes $\{num_frame\}$ frames and $\{num_clip\}$ clips. You are requested to create a video description by summarizing these frame-level and clip-level descriptions chronologically.

Guidelines For Video Description:

- Since the frame-level and clip-level descriptions are provided in chronological order, ensure that the video description is coherent and follows the same sequence. Avoid referring to the first or final frame of each clip as the first or final frame of the entire video.
- Include any text that appears in the clip, provide its English translation in parentheses, and explain the significance of each text within its context.
- The tone of the video description should be as if you are describing a video directly instead of summarizing the information from several clip descriptions. Therefore, avoid phrases found in the referred clip descriptions such as "The clip begins...", "As the clip progresses...", "The clip concludes", "The final/first frame", "The second clip begins with", "The final frames of this segment", etc - ****IMPORTANT**** Include all details from the given clip descriptions in the video description. Try to understand of the theme of the video and provide a coherent narrative that connects all the clips together.

Output Format:

1. Your output should be formed in a JSON file.
2. Only provide the Python dictionary string.
3. You can use various descriptive sentence structures to outline the narrative progression. One example is: `{}` Your response should look like this: `{{"Video Level Description": "YOUR DESCRIPTION HERE."}}`

Frame-level Description (sorted in chronological order by number): $\{t_step_frame_descriptions\}$

Clip-level Description (sorted in chronological order by number): $\{t_step_clip_description\}$

Please give me the description of the video given the frame-level and clip-level descriptions.



MiniCPMV2.6 8B

Generated Caption Length: 113

The video captures a series of American football game moments, showcasing various plays and team interactions. It starts with a graphic introduction featuring a player's name and team logo, then transitions to in-game footage. The scenes depict teams in action, with players in distinct uniforms engaging in offensive and defensive plays. Key moments include a player scoring a touchdown, the subsequent celebration, and the continuation of the game with new plays. The video highlights the dynamic nature of the sport, with players running, tackling, and strategizing on the field. The environment is a professional stadium filled with spectators, and the footage includes game statistics and time indicators, providing context to the ongoing action.

LongCaptioning 8B (Ours)

Generated Caption Length: 578

The video begins with a dynamic animation featuring red and blue geometric shapes and the word 'SUCCESS' in large, bold letters. This transitions to a sports broadcast screen displaying the name 'DERRICK HENRY' along with the Titans logo, indicating a player introduction. The scene then shifts to an American football game between the San Diego Chargers (SD) and the Tennessee Titans (TEN), showing a play at the 2-yard line with 11:54 remaining in the second quarter. The Titans are on offense, and the quarterback throws a pass that is intercepted by a Chargers player, who runs towards the end zone for a touchdown. The scoreboard updates to show the Titans leading 10-7. The action continues with another offensive play, this time from the 1st & 10 with 11:25 remaining in the second quarter. The Titans drive downfield but are stopped short of the goal line, resulting in a turnover on downs. The next sequence shows the Titans on defense, facing a 3rd & 13 with 22 seconds remaining in the second quarter. The Chargers attempt a long pass, but it is intercepted by a Titans player, who secures the ball and runs towards the end zone for a touchdown. The scoreboard updates to show the Titans leading 17-10. The final segment of this clip shows the Titans on offense again, facing a 1st & 15 with 2:44 remaining in the second quarter. The Titans drive downfield but are stopped short of the goal line, resulting in a turnover on downs. The scoreboard updates to show the Titans leading 13-7. The scene transitions to a different game between the Tennessee Titans (TEN) and the Oakland Raiders (OAK). The Titans are on offense, facing a 2nd & 9 with 7:36 remaining in the second quarter. The quarterback throws a pass that is intercepted by a Raiders player, who runs towards the end zone for a touchdown. The scoreboard updates to show the Raiders leading 14-13. The next sequence shows the Titans on defense, facing a 2nd & 10 with 1:54 remaining in the second quarter. The Titans drive downfield but are stopped short of the goal line, resulting in a turnover on downs. The scoreboard updates to show the Raiders leading 14-13. The final segment of this clip shows the Titans on defense, facing a 2nd & 10 with 1:53 remaining in the second quarter. The Titans drive downfield but are stopped short of the goal line, resulting in a turnover on downs. The scoreboard updates to show the Raiders leading 14-13. The scene transitions to a different game between the Tennessee Titans (TEN) and the Miami Dolphins (MIA). The Titans are on offense, facing a 1st & 10 with 14:46 remaining in the first quarter. The Titans drive downfield but are stopped short of the goal line, resulting in a turnover on downs. The scoreboard updates to show the Titans leading 10-0. The next sequence shows the Titans on defense, facing a 2nd & 8 with 13:37 remaining in the first quarter. The Titans drive downfield but are stopped short of the goal line, resulting in a turnover on downs. The scoreboard updates to show the Titans leading 10-6. The final segment of this clip shows the Titans on defense, facing a 2nd & 19 with 4:39 remaining in the first quarter. The Titans drive downfield but are stopped short of the goal line, resulting in a turnover on downs. The scoreboard updates to show the Titans leading 10-7.

Figure 7. Visualization of example.



LongCaptioning 8B (Ours)

Generated Caption Length: 472

The video begins with a player in a yellow and green jersey holding the FIFA World Cup trophy, accompanied by text that reads 'All World Cup Finals Since 1998' (indicating historical context). The scene transitions to an aerial view of a stadium filled with spectators as players from two teams prepare for kickoff. A close-up shows a goal being scored by Zinedine Zidane at minute 28, followed by another goal by Zidane at minute 45+2. Brazil leads France 0-2. The narrative continues with a Brazilian player celebrating after scoring against France, while French goalkeeper Fabien Barthez looks dejected. The score changes to 3-0 in favor of France, leading to celebrations among the French team. The focus then shifts to a match between Germany and Argentina in 2014, where Mario G\u00f6tze scores the winning goal at minute 113, changing the scoreboard to 1-1. The German team celebrates their victory.\n\nNext, the video showcases a tense moment during a match between Italy and Uruguay in 2010, featuring a dramatic play near the Italian penalty area. The referee signals a foul, and the Italian goalkeeper is seen reacting to the incident. The final moments show the Italian goalkeeper making a save attempt but failing, resulting in a goal for Uruguay. The scoreboard updates to reflect this change, showing Uruguay leading 2-1. The celebration ensues as the Uruguayan team celebrates their win.\n\nFollowing this, the video highlights a thrilling match between Croatia and France in 2018. Paul Pogba scores a crucial goal for France at minute 28, tying the game at 1-1. Ivan Perisic's free-kick results in a goal for Croatia at minute 28, giving them a lead of 2-1. The Croatian team celebrates their victory, and the scoreboard reflects the updated result. The clip concludes with a celebratory scene where the Croatian team hoists the FIFA World Cup trophy aloft amidst jubilant fans.\n\nThe next segment features a dynamic match between Argentina and France in 2022. Lionel Messi dribbles past defenders, evading challenges and advancing towards the goal. He takes a shot on goal, which is saved by the French goalkeeper. The Argentine team celebrates enthusiastically, highlighting the intensity and excitement of the match. The scoreboard shows Argentina leading 1-0. The video captures the emotional highs and lows of both teams throughout the match, emphasizing the competitive spirit and passion inherent in international football matches.\n\nFinally, the video presents a vibrant and energetic atmosphere following a significant event in a football match. Players are seen celebrating energetically, some jumping and others running around in joyous gestures. The crowd is visibly excited, cheering loudly and waving flags. The background reveals a large stadium illuminated under bright lights, adding to the festive ambiance. The video concludes with a promotional screen encouraging viewers to subscribe and watch more content, indicating the end of the main sequence and transitioning into additional viewing options.

Ground Truth

Generated Caption Length: 620

The video starts with a fast-paced montage of football highlights featuring moments from various World Cup finals since 1998, culminating in Lionel Messi of Argentina hoisting the FIFA World Cup trophy in 2022. The montage is set to upbeat music and features colorful visuals, confetti, and fireworks.\n\nThe video then transitions to a chronological recap of each World Cup final starting with 1998's Brazil vs. France match. France, wearing blue jerseys and white shorts, defeat Brazil, who are wearing yellow jerseys with green accents and blue shorts, with a final score of 3-0. The highlights show key moments like goals scored by Zinedine Zidane, who wears the number 10 on his jersey, and Emmanuel Petit, who wears the number 17 on his jersey, as well as a red card issued to a France player, Marcel Desailly, who wears the number 8 on his jersey.\n\nNext, the video shows highlights from the 2002 Germany vs. Brazil final. The score is shown as 0-2, with Germany wearing white jerseys and black shorts, while Brazil wears yellow jerseys and blue shorts. This section features a missed shot by Ronaldo of Brazil, who wears the number 9 on his jersey, a red card issued to a France player, and ultimately, Brazil winning the match with two goals from Ronaldo.\n\nThe 2006 Italy vs. France final is then presented. The score is tied at 1-1, with Italy sporting blue jerseys and white shorts and France wearing white jerseys and blue shorts. The game goes to a penalty shootout, with scores for each team appearing in a blue box at the top left corner of the screen. Italy wins the shootout with a final score of 5-3.\n\nMoving to 2010, the Netherlands vs. Spain final is shown. The score is tied at 0-0. The Netherlands wear orange jerseys and black shorts while Spain wears red jerseys and blue shorts. The highlight shows Spain's decisive goal, scored by Andr\u00e9s Iniesta, who wears the number 6 on his jersey, giving Spain the 1-0 victory.\n\nThe penultimate final highlighted is the 2014 Germany vs. Argentina match. Germany, wearing white jerseys and black shorts, defeat Argentina, who are wearing blue jerseys and white shorts, with a final score of 1-0. Memorable moments like a missed chance by Gonzalo Higua\u00edn of Argentina, who wears the number 9 on his jersey, and the winning goal by Mario G\u00f6tze of Germany, who wears the number 19 on his jersey, are featured.\n\nThe video ends by showing an extended sequence of the 2018 France vs. Croatia final. France, wearing white jerseys and blue shorts, secure a 4-2 victory over Croatia, who sport a red and white checkerboard jersey and white shorts. The highlights showcase an own goal by Mario Mand\u017euki\u0107 of Croatia, who wears the number 17 on his jersey, a penalty kick goal by Antoine Griezmann of France, who wears the number 7 on his jersey, and a fantastic goal from Kylian Mbapp\u00e9 of France, who wears the number 10 on his jersey.\n\nFollowing the game recap, a screen appears with text reading "THANKS FOR WATCHING." Inside the "O" of "FOR," a loading circle is shown. Beneath "WATCHING" are two blank boxes with white borders and blue outlines. The top box displays text reading "Recommended Video," while the bottom box reads "Next Video." On the left side of the screen is text reading "CALCIO SHOW SUBSCRIBE." Below this text is a small Instagram icon with the username "@footballshow_2023" and a small TikTok icon with the username "@calcioshow7." Overall, the video is a dynamic and visually engaging summary of FIFA World Cup finals from 1998 to 2022. It effectively uses music, highlights, and commentary to capture the excitement and drama of these historic matches.

Figure 8. Visualization of example.