

A LYAPUNOV FUNCTION FOR A SYNCHRONISATION Diffeomorphism OF THREE CLOCKS

JORGE BUESCU¹, EMMA D'ANIELLO² AND HENRIQUE M. OLIVEIRA^{3*}

ABSTRACT. Lyapunov functions are essential tools in dynamical systems, as they allow the stability analysis of equilibrium points without the need to explicitly solve the system's equations. Despite their importance, no systematic method exists for constructing Lyapunov functions. In a previous paper, we examined a diffeomorphism arising from the problem of Huygens Synchronisation for three identical limit cycle clocks arranged in a line, proving that the system possesses a unique asymptotically stable fixed point on the torus \mathbb{T}^2 , corresponding to synchronisation in phase opposition. In this paper, we rederive this result by constructing a discrete Lyapunov function for the system.

The closure of the basin of attraction of the asymptotically stable attractor is the torus \mathbb{T}^2 , showing that Huygens Synchronisation exhibits generic and robust behaviour, occurring with probability one with respect to initial conditions.

Date: February 24, 2025.

2020 Mathematics Subject Classification. Primary 37E30, Secondary 34D06.

Key words and phrases. Lyapunov function, Stability, Attractors, Huygens Synchronisation, Iteration of Diffeomorphisms.

¹jsbuescu@ciencias.ulisboa.pt; ORCID: 0000-0001-5444-5089; Departamento de Matemática, Faculdade de Ciências, CEMS.UL - centre for Mathematical Studies, FCT UID/04561/2025, Universidade de Lisboa, Campo Grande, 1749-006 Lisbon, Portugal.

²emma.daniello@unicampania.it; ORCID: 0000-0001-5872-0869; Dipartimento di Matematica e Fisica, Università degli Studi della Campania “Luigi Vanvitelli”, Viale Lincoln n. 5 - 81100 Caserta, Italia.

³henrique.m.oliveira@tecnico.ulisboa.pt; ORCID: 0000-0002-3346-4915; Centro de Análise Matemática, Geometria e Sistemas Dinâmicos, Departamento de Matemática, Instituto Superior Técnico, Universidade de Lisboa, Av. Rovisco Pais 1, 1049-001 Lisbon, Portugal;

* Corresponding author;

1. INTRODUCTION AND PREPARATORY RESULTS

1.1. Motivation and Paper Organization. The study of Lyapunov functions plays a pivotal role in understanding the stability of dynamical systems, offering a robust framework for the analysis of equilibrium points without requiring explicit solutions to the governing equations. This paper builds on the synchronisation problem of three coupled oscillatory systems with nearest-neighbour interactions, a scenario characterised by rich dynamical properties and practical relevance. We address this problem by constructing a discrete Lyapunov function for the Synchronisation diffeomorphism of three clocks and establishing that phase opposition between clocks is the paradigm for these systems, reinforcing and extending prior stability results.

The paper is structured as follows: Section 1 introduces the foundational concepts and theoretical framework of discrete Lyapunov functions. Section 2 details the dynamical system under study, arising from the Synchronisation problem, and its key properties. Section 3 focuses on constructing the Lyapunov function and demonstrating its applicability to stability analysis. Finally, Section 4 concludes with a synthesis of the results and their implications for broader applications in dynamical systems theory.

1.2. Discrete Lyapunov functions. The stability analysis of equilibrium points is a cornerstone of dynamical systems and control theory. Lyapunov’s approach [17] to stability analysis, commonly referred to as “Lyapunov’s Second Method” [14, 15, 16], offers a systematic framework for evaluating the stability or asymptotic stability of equilibrium points. This method employs Lyapunov functions and is applicable to both continuous-time and discrete-time dynamical systems, without requiring explicit computation of the system’s flow.

In this paper, we focus on discrete dynamical systems defined by the iteration of diffeomorphisms, specifically addressing discrete-time Lyapunov stability. Discrete-time Lyapunov functions are only required to be continuous, as noted by La Salle [16]. Consequently, discrete Lyapunov functions naturally fall within the domain of topological dynamics.

Our results about discrete Lyapunov functions are presented within this general topological dynamics framework. From Section 2 onwards, we narrow our focus to the specific case of the Synchronisation diffeomorphism of \mathbb{R}^2 (or \mathbb{T}^2) for the problem of three clocks on a line with nearest neighbour interactions, which is of primary relevance to this work.

Definition 1. Let X be a topological space and $f : X \rightarrow X$ be a continuous map. We refer to the pair (X, f) as a topological dynamical system.

We note that this should technically be referred to as a semi-dynamical system. However, as this distinction is not relevant to the discussion that follows — given that the map studied in this paper is invertible — we omit this distinction hereafter.

Definition 2 (Discrete orbital derivative). Let (X, f) be a topological dynamical system and $V : X \rightarrow \mathbb{R}$ be a continuous function. We define the discrete orbital derivative of f as the function

$$\dot{V}(x) = V(f(x)) - V(x).$$

If $(x_n)_{n \in \mathbb{N}}$ is an orbit of the dynamical system defined by f (i.e. $x_{n+1} = f(x_n)$), then $\dot{V}(x_n) = V(x_{n+1}) - V(x_n)$, and therefore $\dot{V}(x) \leq 0$ means that V is nonincreasing along orbits of f .

Definition 3 (Discrete Lyapunov function). Let (X, f) be a topological dynamical system and $V : X \rightarrow \mathbb{R}$ be a continuous function. Suppose $S \subset X$. We say V is a Lyapunov function for f on S if $\dot{V}(x) \leq 0$ for all $x \in S$.

We then have the following discrete version of Lyapunov's Stability Theorem, whose statement may be found in [16]. Here, the discrete versions of Lyapunov stability and asymptotic stability are defined in a standard manner, also to be found in [16]; see also e.g. [6, 8].

Theorem 1 (Discrete Lyapunov Stability Theorem). Let (X, f) be a topological dynamical system. Let H be compact and let S be an open set containing H . Suppose that $V(x)$ is a function such that

- (1) $V(x) \leq 0$ for $x \in H$ and $V(x) > 0$ for $x \in S \setminus H$, and
- (2) V is a Lyapunov function for f on S .

Then H is Lyapunov stable. If, in addition, $\dot{V}(x) < 0$ on $S \setminus H$, then H is asymptotically stable.

To state our next result we need to recall the notion of topological conjugacy of dynamical systems.

Definition 4. We say that two topological dynamical systems (X_1, f_1) and (X_2, f_2) are topologically conjugate if there exists a homeomorphism $h : X_1 \rightarrow X_2$ such that

$$(1) \quad h \circ f_1 = f_2 \circ h.$$

When two dynamical systems (X_1, f_1) and (X_2, f_2) are topologically conjugate, a homeomorphism h performing the conjugation, i.e. satisfying (1), is called a topological conjugacy between f_1 and f_2 .

Proposition 1. *Let (X_1, f_1) and (X_2, f_2) be topologically conjugate. Suppose the system (X_1, f_1) admits a Lyapunov function V_1 , and let S_1, H_1 be the associated open and compact sets in Theorem 1. Then*

$$(2) \quad V_2 = V_1 \circ h^{-1}$$

is a Lyapunov function for f_2 associated to the sets $S_2 = h(S_1)$ and $H_2 = h(H_1)$.

Proof. Suppose $x_2 \in X_2$ and let $x_1 = h^{-1}(x_2)$. Then it follows that

$$\dot{V}_2(x_2) = V_1(f_1(h^{-1}(x_2))) - V_1(h^{-1}(x_2)) = V_1(f_1(x_1)) - V_1(x_1)$$

so V_2 is a Lyapunov function for the topological dynamical system (X_2, f_2) . Moreover, consideration of the commutative diagram

$$\begin{array}{ccc} X_1 & \xrightarrow{f_1} & X_1 \\ h \downarrow & & \downarrow h \\ X_2 & \xrightarrow{f_2} & X_2 \end{array}$$

shows that, if the sets S_1 and H_1 have the properties stated in Theorem 1 for system (X_1, f_1) , then the corresponding sets $S_2 = h(S_1)$ and $H_2 = h(H_1)$ have those properties for system (X_2, f_2) . \square

Observe that in any topological space X a finite set is always compact, so Theorem 1 and Proposition 1 are, in particular, immediately applicable to the study of stability of fixed points. Indeed, if x^* is a fixed point of f , then $H = \{x^*\}$ is compact and the Lyapunov method applies.

In this paper we deal specifically with a diffeomorphism that may be studied equivalently in \mathbb{R}^2 or \mathbb{T}^2 , and our compact positively invariant set H of interest will be, precisely, a fixed point. A recent use of Lyapunov functions in the context of discrete maps is discussed in [4].

2. A DYNAMICAL SYSTEM ARISING FROM SYNCHRONISATION

2.1. Identical clocks. In a series of recent papers [7, 9], the authors investigated the Synchronisation of three plane oscillators with an asymptotically stable limit cycle under the mechanism of Huygens Synchronisation of the second kind, that is, where the interaction is performed not via momentum transfer but by a perturbative mechanism. The model incorporated the Andronov [2] pendulum clock, as

used in [18], but the method also applies to other types of oscillators with coupling given by the discrete Adler equation [1, 19]. The theory relies only each individual system systems having its own limit cycle, while different oscillators interact weakly once per cycle. This framework ensures applicability of the results irrespective of specific details of the oscillator models. We refer to these oscillators as clocks since we assume each oscillator to be isochronous when isolated from perturbations.

The case of all-to-all interaction between three clocks was treated in [9]. In [7], we explore the behaviour of a linear arrangement of three oscillators with nearest neighbour interactions; see Fig. 1.



FIGURE 1. Three clocks on a line with nearest neighbour interaction.

Denoting the two independent phase differences between oscillators B and C relative to the central clock A by x and y , respectively, it follows from the theory developed in [7, 9] that the dynamics is now described by the discrete system

$$(3) \quad \begin{bmatrix} x_{n+1} \\ y_{n+1} \end{bmatrix} = F \begin{bmatrix} x_n \\ y_n \end{bmatrix} = \begin{bmatrix} x_n + 2a \sin x_n + a \sin y_n \\ y_n + a \sin x_n + 2a \sin y_n \end{bmatrix}.$$

where $0 < a \ll 1$ is the coupling parameter.

It is easily shown that F in equation (3) is a diffeomorphism for

$$(4) \quad 0 < a < \frac{1}{6}.$$

This is the parameter region for a in which we will work throughout the paper.

In [7] we construct the global dynamics (see the phase portrait in Fig. 4), which we summarize as follows.

Firstly, the dynamics is periodic with period 2π in both variables.

Secondly, consider the square $D = [0, 2\pi] \times [0, 2\pi]$. In D , there exist 9 fixed points: unstable nodes (sources) at $(0, 0)$, $(0, 2\pi)$, $(2\pi, 0)$, and $(2\pi, 2\pi)$; saddle points at $(\pi, 0)$, $(0, \pi)$, $(2\pi, \pi)$, and $(\pi, 2\pi)$; and a stable node (sink) at (π, π) . All these fixed points are hyperbolic.

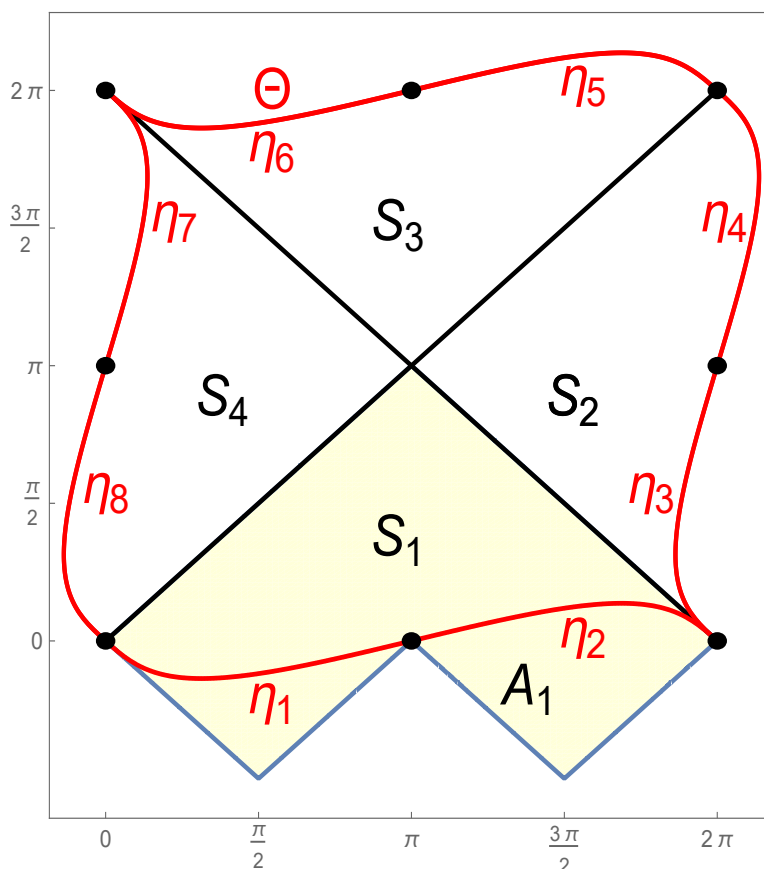


FIGURE 2. We show here the set A_1 in light yellow; the heteroclinics η_j for $j = 1, \dots, 8$ connecting sources and saddles, and the set Θ in red; the sectors S_i such that $S = \bigcup_{i=1}^4 S_i$ are also depicted.

Thirdly, there exist heteroclinic connections between:

- (1) the unstable node $(0, 0)$ and the saddle point at $(\pi, 0)$, which we denote by η_1 ;
- (2) the unstable node $(2\pi, 0)$ and the saddle point at $(\pi, 0)$, which we denote by η_2 ;
- (3) the unstable node $(2\pi, 0)$ and the saddle point at $(2\pi, \pi)$, which we denote by η_3 ;
- (4) the unstable node $(2\pi, 2\pi)$ and the saddle point at $(2\pi, \pi)$, that we call η_4 ;
- (5) the unstable node $(2\pi, 2\pi)$ and the saddle point at $(\pi, 2\pi)$, which we denote by η_5 ;

- (6) the unstable node $(0, 2\pi)$ and the saddle point at $(\pi, 2\pi)$, which we denote by η_6 ;
- (7) the unstable node $(0, 2\pi)$ and the saddle point at $(0, \pi)$, which we denote by η_7 ;
- (8) the unstable node $(0, 0)$ and the saddle point at $(0, \pi)$, which we denote by η_8 .

Notation 1. We denote by Fix^u the set of the 8 local unstable fixed points (saddles and sources) in D .

Notation 2. We denote by $H = \bigcup_{i=1}^8 \eta_i$ the union of the heteroclinics defined above.

Notation 3. We denote by Θ the union of the set of heteroclinics H and the set Fix^u of the unstable fixed points,

$$\Theta = H \cup \text{Fix}^u.$$

The above set Θ is an invariant set that encloses an open domain S , as depicted in Fig. 2. The open set S is also invariant.

Fourthly, the symmetry and periodicity properties of the diffeomorphism imply that the phase space is effectively tiled in an invariant way by translations of the domain $\bar{S} = S \cup \Theta$, so the dynamics may be understood as taking place on the 2-torus $\mathbb{T}^2 = \mathbb{R}^2 / (2\pi\mathbb{Z})^2$.

The torus \mathbb{T}^2 is a flat topological torus obtained by identifying opposite boundaries of the set S . Specifically, the curves $\overline{\eta_1 \cup \eta_2}$ are identified with $\overline{\eta_5 \cup \eta_6}$, and $\overline{\eta_3 \cup \eta_4}$ are identified with $\overline{\eta_7 \cup \eta_8}$, as shown in Fig. 2. All metric and/or measure properties of \mathbb{R}^2 that hold within the invariant compact set \bar{S} are preserved in \mathbb{T}^2 due to this construction.

In [7] we proved that S is the basin of attraction of the asymptotically stable node (π, π) . Considering now the dynamics on the torus, we may state the next result.

Proposition 2. *Almost all initial conditions, in the sense of Lebesgue measure, on \mathbb{T}^2 approach the Synchronised state (π, π) , and do so exponentially fast.*

Proof. The basin of the asymptotically stable attractor (π, π) is open and the only points not in the basins are the heteroclinics from source to saddle and these fixed points, i.e., the set Θ , which has zero Lebesgue measure. Thus the basin S has full measure. Exponential rates of attraction are a consequence of the hyperbolicity of the attractor. \square

Since the torus has finite measure, by the appropriate normalization this result may be restated in terms of the corresponding probability measure: with probability 1 every initial condition approaches the

Synchronised state (π, π) , i.e., at phase opposition between successive clocks.

Moreover, the structure of the diffeomorphism reveals several symmetries [7]. The lines $y = x$ and $y = 2\pi - x$, which are also the support of the invariant line segments connecting the four repeller nodes to the only attracting node (π, π) , divide the region S enclosed by Θ into four closed invariant sectors: S_1, S_2, S_3 , and S_4 , as depicted in Fig. 2.

2.2. Equivariance. Consider a linear bijection $\Phi \in GL(\mathbb{T}^2)$ which commutes with F , that is

$$F \circ \Phi(x, y) = \Phi \circ F(x, y) \quad \forall (x, y) \in \mathbb{T}^2.$$

Such F is said to be a Φ -equivariant map [3, 10, 11, 13]. The set of all such Φ is easily seen to form a group under composition. This group is a linear action of the symmetry group Γ of the map F ; with a slight abuse of language we identify this representation with Γ itself, so that

$$\Gamma = \{\Phi \in GL(\mathbb{T}^2) : F \circ \Phi = \Phi \circ F\}.$$

The following proposition summarizes some standard results in equivariant dynamics of which we shall make extensive use in the last section of this article; for completeness, we state and prove it in the present context. Recall that a set S is strongly F -invariant if $F(S) = S$, while an orbit with initial condition X_0 is the set $O_{X_0} = \{(X_n)\}_{n \in \mathbb{Z}}$ such that

$$X_{n+1} = F(X_n), \quad n \in \mathbb{Z}.$$

Proposition 3. *Let $F : \mathbb{T}^2 \rightarrow \mathbb{T}^2$ be a Φ -equivariant diffeomorphism. Then:*

- (1) *If the set S is strongly F -invariant, then the set $\Phi(S)$ is also strongly F -invariant.*
- (2) *If O_{X_0} is an orbit of F with initial condition X_0 , then $\Phi(O_{X_0}) = \{(\Phi(X_n))\}_{n \in \mathbb{Z}}$ is an orbit of F with initial condition $\Phi(X_0)$.*

Proof. If S is strongly invariant, that is $F(S) = S$, then Φ -equivariance immediately implies

$$F(\Phi(S)) = \Phi(F(S)) = \Phi(S),$$

showing invariance of $\Phi(S)$ and proving the first statement.

For the second statement, notice that Φ -equivariance of F implies

$$F^n \circ \Phi(X) = \Phi \circ F^n(X) \quad \forall n \in \mathbb{Z}$$

and therefore, if $Y_0 = \Phi(X_0)$, then

$$F^n(Y_0) = F^n(\Phi(X_0)) = \Phi(F^n(X_0)) \quad \forall n \in \mathbb{Z},$$

finishing the proof. □

Consider all orbits with initial conditions on an invariant set S . Proposition 3 implies that any orbit in S has an equivalent orbit, in the sense of linear conjugacy, within the invariant set $\Phi(S)$. More generally, the dynamics of each initial condition in S are linearly conjugate to the dynamics of the corresponding initial condition in $\Phi(S)$. In other words, the flow of the dynamical system in S is linearly conjugate to the flow in $\Phi(S)$.

Naturally, the existence of a Lyapunov function in an open set S is equivalent to the existence of a Lyapunov function in the image of S under Φ . This result follows directly from Proposition 1, since Φ is also a topological conjugacy.

Definition 5. For $(x, y) \in S$, we define the following sectors:

$$\begin{aligned} S_1 &= \{(x, y) \in S : x \leq y \leq 2\pi - x\}, \\ S_2 &= \{(x, y) \in S : x - \pi \leq y \leq 2\pi - x\}, \\ S_3 &= \{(x, y) \in S : x - \pi \leq y \leq x\}, \\ S_4 &= \{(x, y) \in S : x \leq y \leq -x + 2\pi\}. \end{aligned}$$

We next show that the dynamics in any two of these sectors is conjugated by an involution. We exhibit these maps explicitly below.

Definition 6. Identity map Φ_1 :

$$(5) \quad \Phi_1(x, y) = \begin{cases} X = x, \\ Y = y. \end{cases}$$

Reflection Φ_2 along the line $y = 2\pi - x$:

$$(6) \quad \Phi_2(x, y) = \begin{cases} X = 2\pi - y, \\ Y = 2\pi - x. \end{cases}$$

Rotation Φ_3 of π around the point (π, π) :

$$(7) \quad \Phi_3(x, y) = \begin{cases} X = 2\pi - x, \\ Y = 2\pi - y. \end{cases}$$

Reflection Φ_4 along the line $y = x$:

$$(8) \quad \Phi_4(x, y) = \begin{cases} X = y, \\ Y = x. \end{cases}$$

With these definitions, we have the following relationship:

$$(9) \quad \Phi_j(S_1) = S_j \text{ for } j = 1, \dots, 4.$$

Remark 1. It is a simple exercise to verify that $\Phi_j = \Phi_j^{-1}$, so that Φ_j is an involution, and it was proven in [7] that F is a Φ_j -equivariant map for $j = 1, \dots, 4$.

The structure of the dynamics in S (and therefore in \mathbb{R}^2 or \mathbb{T}^2) is then completely determined by the dynamics in a particular sector, as depicted in Fig. 4. Additionally, it is sufficient to prove that the conditions of the Lyapunov Theorem hold in a single sector, as the result will follow by symmetry for the other sectors, and, consequently, to the open domain S , as we prove in paragraph 3.3 of this article.

Before proceeding, we return to the analysis of the dynamical system in \mathbb{R}^2 , which provides a more convenient framework for constructing the sets on which the discrete Lyapunov function will be defined. The final results will naturally extend to the torus \mathbb{T}^2 , as the basin of attraction S is an open, invariant, and proper subset of \mathbb{T}^2 .

From the discussion of the Lyapunov function, we define the set A_1 where we claim the negativeness of the orbital derivative of the Lyapunov function that we construct below. Since this region A_1 contains the invariant set S_1 as shown in [7], the orbital derivative will be negative in this last set as well. Therefore, the same happens by symmetry and Φ -equivariance of F in the other sectors, meaning that the node (π, π) is asymptotically stable in S .

Definition 7. *We define the compact set A_1 (see Fig. 2)*

$$A_1 = \{(x, y) : 0 \leq x \leq \pi, y \leq x, y \geq -x, y \geq x - \pi\} \\ \cup \{(x, y) : \pi \leq x \leq 2\pi, y \leq 2\pi - x, y \geq \pi - x, y \geq x - 2\pi\}.$$

Remark 2. *The set A_1 will be instrumental to construct a Lyapunov function. Note that $S_1 \subset A_1$; therefore, if the conditions of the Lyapunov Theorem hold in A_1 , they hold in the invariant set S_1 and thus, by equivariance of the vector field, in the entire region S .*

3. CONSTRUCTION OF A LYAPUNOV FUNCTION

Following [5, 12, 16, 20], we now define a Lyapunov function $V(x, y)$ by

$$(10) \quad V(x, y) = |\pi - y| + |\pi - x|.$$

Note that V is continuous but not C^1 . However, as stated in definition 3 of section 1, a discrete Lyapunov function is only required to be continuous. Moreover, its discrete orbital derivative (2) is given by

$$\dot{V}(x, y) = |\pi - y - 2a \sin y - a \sin x| - |\pi - y| \\ + |\pi - x - 2a \sin x - a \sin y| - |\pi - x|.$$

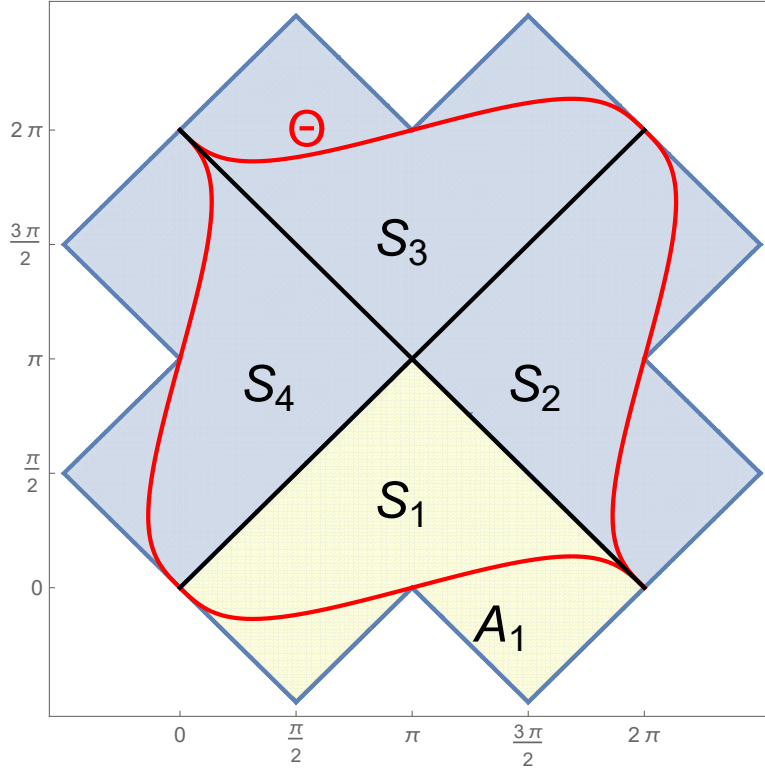


FIGURE 3. The region where the Lyapunov function is definite positive and the orbital derivative of the Lyapunov function is non-positive is shaded in blue and light yellow, with the light yellow colour representing A_1 . This region contains the invariant open set S , which is enclosed by Θ (in red). We can observe the intersection of the open domain S with A_1 , denoted by S_1 . Our study focuses on this region. The results extend to S by equivariance.

We claim that the orbital derivative \dot{V} is negative in A_1 . Then, by equivariance of the vector field¹ we show in paragraph 3.3) that this implies the asymptotic stability of (π, π) in S .

By (4), we consider $0 < a < \frac{1}{6}$ throughout the rest of the paper.

¹The equivariance of the flow is shown in full detail in [7].

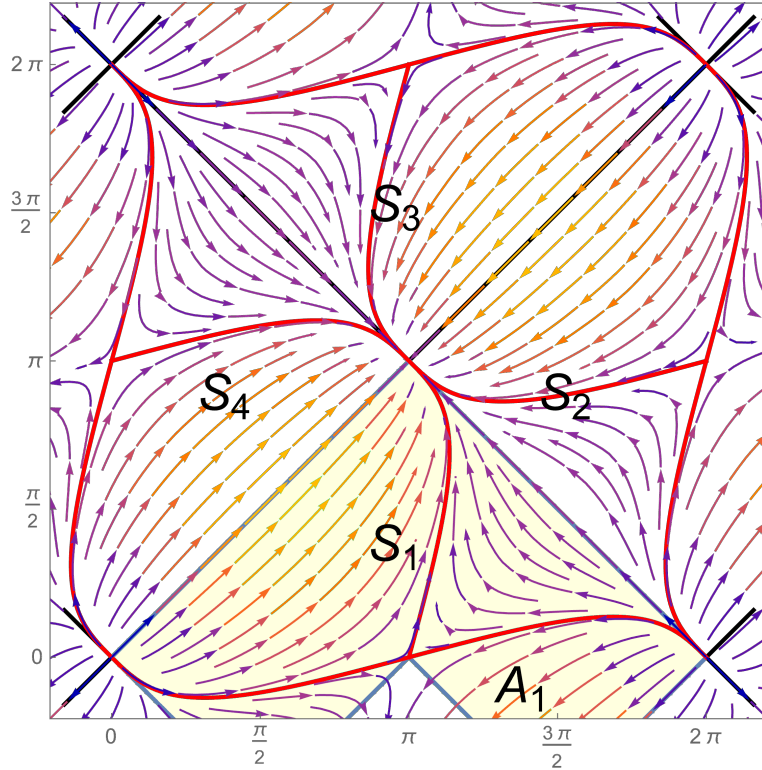


FIGURE 4. Complete phase diagram showing heteroclinic connections between saddle points and stable/unstable foci. The diagram was generated numerically for $a = 0.1$. Our focus is on the yellow shaded region A_1 at the bottom of the figure, as the other regions are equivalent by symmetry.

Definition 8. We define the four functions

$$\xi_1(x, y) = \pi - y.$$

$$\xi_2(x, y) = \pi - y - 2a \sin y - a \sin x.$$

$$\xi_3(x, y) = \pi - x,$$

$$\xi_4(x, y) = \pi - x - 2a \sin x - a \sin y,$$

With this definition, the orbital derivative is written more compactly as

$$(11) \quad \dot{V}(x, y) = |\xi_2(x, y)| - |\xi_1(x, y)| + |\xi_4(x, y)| - |\xi_3(x, y)|.$$

We claim that the orbital derivative is negative in the interior of A_1 . We prove this in three steps:

- (1) Firstly, we analyse the signs of the individual terms $\xi_i(x, t)$, $i = 1, 2, 3, 4$ occurring in the expression (11) for \dot{V} , allowing us to drop the absolute value in the interior of each region of constancy of signs.
- (2) Secondly, we estimate the sign of the orbital derivative \dot{V} in A_1 .
- (3) Thirdly, we extend this analysis to the open set S .

3.1. Analysis of the signs of $\xi_i(x, y)$, $i = 1, 2, 3, 4$. We now proceed with the first step of the strategy, analysing the signs of the individual terms $\xi_i(x, y)$ in the region A_1 . We separate the analysis in a sequence of lemmas.

Lemma 1. *In region A_1 we have, trivially, that $\xi_1(x, t) = \pi - y \geq 0$.*

Thus, in this region the corresponding absolute value may simply be dropped and the orbital derivative is written as

$$(12) \quad \dot{V}(x, y) = |\xi_2(x, y)| - \xi_1(x, y) + |\xi_4(x, y)| - |\xi_3(x, y)|.$$

Lemma 2. *We have, for all $(x, y) \in A_1$,*

$$\xi_2(x, y) = \pi - y - 2a \sin y - a \sin x \geq 0.$$

Proof. This follows from straightforward computations according to the following strategy. The function ξ_2 must attain a minimum in the compact set A_1 . We will show that ξ_2 has no interior extremal points and therefore the absolute minimum of ξ_2 must lie on the boundary of A_1 . This global minimum is then shown to be zero, implying that $\xi_2(x, y) \geq 0$ throughout A_1 .

Consider the possible critical points of $\xi_2(x, y)$ in A_1 . The stationarity equations are

$$\begin{cases} \partial_x \xi_2(x, y) = -a \cos x = 0 \\ \partial_y \xi_2(x, y) = -1 - 2a \cos y = 0. \end{cases}$$

Since $0 < a < \frac{1}{6}$ the last equation has no solutions, implying there are no critical points of $\xi_2(x, y)$ in the interior of A_1 . Thus the extrema of $\xi_2(x, y)$ must lie on the boundary of A_1 .

Referring to Fig. 3, we see that the boundary of A_1 is formed by six line segments, on each of which we now proceed to analyse the behaviour of ξ_2 .

- (1) The top left boundary of A_1 is the line segment parametrized by $x \in [0, \pi]$ and $y = x$. We have

$$\xi_2(x, y)|_{y=x} \equiv g_1(x) = \pi - x - 3a \sin x.$$

Since

$$g_1'(x) = -1 - 3a \cos x = 0 \Leftrightarrow \cos x = -\frac{1}{3a}$$

has no solutions, it follows that there are no local extrema in this set, and the extrema are in the endpoints of the segment. Now g_1 is decreasing along this line segment, with $g_1(0) = \pi$, and $g_1(\pi) = 0$; these are the extrema of g_1 on this segment. This implies that $g_1(\pi) = 0$ is the minimum of ξ_2 on the top left boundary of A_1 .

- (2) The top right boundary segment of A_1 is parametrized by $x \in [\pi, 2\pi]$ and $y = 2\pi - x$. We have

$$\xi_2(x, y)|_{y=2\pi-x} \equiv g_2(x) = x - \pi + a \sin x.$$

Since

$$g_2'(x) = 1 + a \cos x = 0 \Leftrightarrow \cos x = -\frac{1}{3a}$$

has no solutions, it follows that there are no local extrema in this set, and the extrema are in the endpoints of the segment. Thus, g_2 is increasing along this line segment, with $g_2(\pi) = 0$, and $g_2(2\pi) = \pi$; these are the extrema of g_2 on this segment. This implies that $g_2(\pi) = 0$ is the minimum value of ξ_2 on the top right boundary segment of A_1 , assumed at the point (π, π) .

- (3) The bottom far left boundary of A_1 is the line segment parametrized by $x \in [0, \frac{\pi}{2}]$ and $y = -x$. We have

$$\xi_2(x, y)|_{y=-x} = \pi + x + a \sin x > 0,$$

and therefore $\xi_2(x, y)$ is trivially positive in this line segment.

- (4) The adjacent segment (middle left) in the bottom boundary of A_1 is parametrized by $x \in [\frac{\pi}{2}, \pi]$ and $y = x - \pi$.

$$\xi_2(x, y)|_{y=x-\pi} = 2\pi - x + a \sin x > 0,$$

from which we conclude immediately that $\xi_2(x, y)$ is positive in this line segment.

- (5) The adjacent segment (middle right) in the bottom boundary A_1 is parametrized by $x \in [\pi, \frac{3\pi}{2}]$ and $y = \pi - x$.

$$\xi_2(x, y)|_{y=\pi-x} = x - 3a \sin x > 0,$$

from which it follows that $\xi_2(x, y)$ is trivially positive in this line segment.

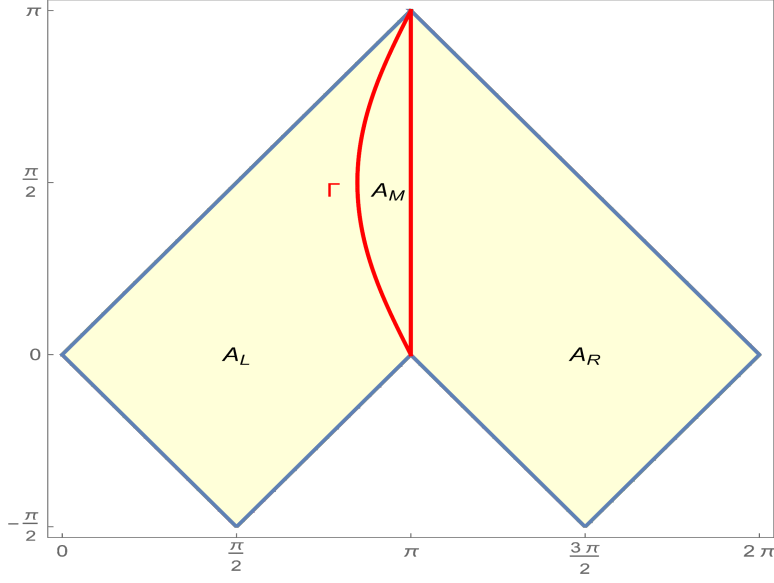


FIGURE 5. Detail of the region A_1 and its subdivisions, where the three possible combinations of signs of the absolute values of ξ_3 and ξ_4 in the orbital derivative can occur.

- (6) The last segment on the bottom boundary of A_1 , on the far right, is parametrized by $x \in [\frac{3\pi}{2}, 2\pi]$ and $y = x - 2\pi$. in the bottom of A_1 . On this segment we have

$$\xi_2(x, y)|_{y=x-2\pi} = 3\pi - x - 3a \sin x > 0,$$

from which it follows that $\xi_2(x, y)$ is trivially positive on this line segment. We may also conclude that the maximum of $\xi_2(x, y)$ is attained at $(\frac{3\pi}{2}, -\frac{\pi}{2})$, and its value is $\frac{3\pi}{2} + 3a$.

We conclude that the absolute minimum of $\xi_2(x, y)$ in A_1 is zero and is attained only at (π, π) . \square

Summing up, Lemma 2 states that

$$\xi_2(x, y) \geq 0 \text{ in } A_1,$$

with $\xi_2(x, y) = 0$ if and only if $(x, y) = (\pi, \pi)$. Recalling expression (12) for the orbital derivative together with Lemma 2, we have, for $(x, y) \in A_1$,

$$\begin{aligned} \dot{V}(x, y) &= \xi_2(x, y) - \xi_1(x, y) + |\xi_4(x, y)| - |\xi_3(x, y)| \\ &= -2a \sin y - a \sin x + |\xi_4(x, y)| - |\xi_3(x, y)|. \end{aligned}$$

For the analysis of the signs of ξ_3 and ξ_4 , it becomes necessary to further split A_1 into subregions.

Definition 9. Define the two following subregions A^- , A^+ of A_1 :

$$\begin{aligned} A^- &= \{(x, y) \in A_1 : 0 \leq x \leq \pi\}, \\ A^+ &= \{(x, y) \in A_1 : \pi \leq x \leq 2\pi\}. \end{aligned}$$

Lemma 3. The function $\xi_3 = \pi - x$ is non-negative in A^- and non-positive in A^+ .

Proof. This is a trivial check: we have

$$-|\xi_3| = -\pi + x \leq 0 \text{ for } (x, y) \in A^-$$

and

$$-|\xi_3| = \pi - x \geq 0 \text{ for } (x, y) \in A^+.$$

□

Remark 3. It is convenient to write the expression of the orbital derivative \dot{V} in each of the two subregions A^- and A^+ :

$$\dot{V}(x, y) = \begin{cases} -2a \sin y - a \sin x - \pi + x + |\xi_4(x, y)|, & (x, y) \in A^-, \\ -2a \sin y - a \sin x + \pi - x + |\xi_4(x, y)|, & (x, y) \in A^+. \end{cases}$$

To complete the analysis of the signs of the terms inside the absolute values in the orbital derivative, we now tackle the remaining term $\xi_4(x, y) = \pi - x - 2a \sin x - a \sin y$. Here the analysis is more subtle; in order to perform it it is necessary to define the regions where $\xi_4(x, y)$ does not change sign.

Lemma 4. The equation

$$(13) \quad \xi_4(x, y) = 0$$

defines implicitly a unique analytic function $x = \gamma(y)$ such that the curve Γ parametrized by $(\gamma(y), y)$, $0 \leq y \leq \pi$, is an analytic curve connecting the fixed points $(\pi, 0)$ and (π, π) of the system (3).

Proof. Fixing a value of $y = y_0 \in [0, \pi]$, we consider the left hand side of (13) as a function of x :

$$H_{y_0}(x) = \pi - x - 2a \sin x - a \sin y_0.$$

We then have

$$(14) \quad \frac{dH_{y_0}(x)}{dx} = -1 - 2a \cos x < 0$$

for all $y_0 \in [0, \pi]$, showing that $H_{y_0}(x)$ is a strictly decreasing function of x . Moreover, $\lim_{x \rightarrow \pm\infty} H_{y_0}(x) = \mp\infty$. Therefore, it follows from the Intermediate Value Theorem that the equation $H_{y_0}(x) = 0$ has, for each y_0 , a unique solution, which we denote by $x_0 = \gamma(y_0)$. From this fact and (14), we may apply the analytic Implicit Function Theorem locally at the point (x_0, y_0) . The fact that both conditions hold for all $y_0 \in [0, \pi]$ implies that these local functions join smoothly to define a unique analytic function $x = \gamma(y)$, $0 \leq y \leq \pi$. Thus the curve Γ parametrized by $(\gamma(y), y)$, $0 \leq y \leq \pi$ is an analytic curve connecting the fixed points $(\pi, 0)$ and (π, π) , as stated. \square

Remark 4. *Analysis of the function $x = \gamma(y)$ shows that it admits a minimum at $y = \frac{\pi}{2}$. This minimum is less than π since $x = \gamma(y)$ is decreasing with y . This implies that the curve Γ lies on the region A^- .*

Remark 4 allows us to decompose the region A^- into the following regions of interest from the point of view of constancy of sign of ξ_4 .

Definition 10. *Define the two following subregions A_L and A_M of A_1 :*

$$\begin{aligned} A_L &= \{(x, y) \in A_1 : x \leq \gamma(y)\}, \\ A_M &= \{(x, y) \in A_1 : \gamma(y) \leq x \leq \pi\}. \end{aligned}$$

To maintain the consistency of notation we rename A^+ to A_R .

Remark 5. *The two subregions A_L and A_M are in fact subsets of A^- ; indeed $A^- = A_L \cup A_M$, and furthermore A_L and A_M intersect along the curve Γ . Thus $A_1 = A_L \cup A_M \cup A_R$. See Fig. 5.*

The next result completes the analysis of the signs of ξ_4 .

Lemma 5. *We have:*

- (1) $\xi_4(x, y) \geq 0$ in A_L ;
- (2) $\xi_4(x, y) \leq 0$ in $A_M \cup A_R$.

Proof. We begin by noting that, by a similar reasoning to Lemma 2, $\xi_4(x, y)$ has no critical points inside A_1 . The problem thus reduces to the analysis of ξ_4 on the boundaries of the relevant regions, which now are A_L and $A_M \cup A_R$.

The regions A_L and $A_M \cup A_R$ have as common boundary the curve Γ constructed in Lemma 4. Note that we already know that $\xi_4 \equiv 0$ along Γ , and consequently we only have to consider the three boundary line segments for each region.

We now proceed to prove the first statement.

- (1) The top boundary of A_L is the line segment parametrized by $x \in [0, \pi]$ and $y = x$. We have, for all $x \in [0, \pi]$,

$$\xi_4(x, y)|_{y=x} = \pi - x - 3a \sin x \geq 0.$$

This is exactly the same situation of Lemma 2 (1). The analogous calculations lead to the conclusion that the function ξ_4 is non-negative on this segment, the only zero being at (π, π) .

- (2) The bottom left boundary segment of A_L is parametrized by $x \in [0, \frac{\pi}{2}]$ and $y = -x$. We then trivially have

$$\xi_4(x, y)|_{y=-x} = \pi - x - a \sin x > 0.$$

- (3) The bottom right boundary segment of A_L is parametrized by $x \in [\frac{\pi}{2}, \pi]$ and $y = x - \pi$. We then have

$$\xi_4(x, y)|_{y=x-\pi} = \pi - x - a \sin x \geq 0,$$

with equality if and only if $x = \pi$.

From (1)-(3) it follows that in A_L there exists a line of minimizers along the curve Γ with absolute minimum zero. This implies

$$\xi_4(x, y) \geq 0 \text{ in } A_L,$$

concluding the proof of the first statement.

To prove the second statement, we concentrate on the set $A_M \cup A_R$.

- (1) The top boundary of $A_M \cup A_R$ is the line segment parametrized by $x \in [\pi, 2\pi]$ and $y = 2\pi - x$. We then have

$$\xi_4(x, y)|_{y=2\pi-x} = \pi - x - a \sin x \leq 0,$$

the derivative is $-1 - a \cos x$. Thus, the function ξ_4 is non-positive on this segment with a unique zero at (π, π) .

- (2) The bottom left boundary segment of $A_M \cup A_R$ is parametrized by $x \in [\pi, \frac{3\pi}{2}]$ and $y = \pi - x$. We have

$$\xi_4(x, y)|_{y=\pi-x} = \pi - x - 3a \sin x \leq 0,$$

with a unique zero at $(\pi, 0)$ and again decreasing with x .

- (3) The bottom right boundary segment of $A_M \cup A_R$ is parametrized by $x \in [\frac{3\pi}{2}, 2\pi]$ and $y = x - 2\pi$. We have trivially

$$\xi_4(x, y)|_{y=x-2\pi} = \pi - x - 3a \sin x < 0.$$

We conclude that in $A_M \cup A_R$ there exists a line of maximizers of ξ_4 along the curve Γ with the maximum value zero. This concludes the proof of the second statement, finishing the proof of the lemma.

□

3.2. Sign of the orbital derivative.

Theorem 2. *The orbital derivative is non-positive in A_1 . Specifically, it is zero exactly at the lower edges of A_1 and at the fixed point (π, π) , while it is negative at all other points in A_1 .*

Proof. To compute the orbital derivative, we recall Remark 3. We substitute the findings of Lemma 5 into the statements of the mentioned remark. Now, we consider three cases corresponding to the regions A_L , A_M , and A_R .

- (1) We consider the region A_L , the orbital derivative is

$$\begin{aligned}\dot{V}(x, y) &= -2a \sin y - a \sin x - \pi + x + \xi_4(x, y) \\ &= -3a \sin y - 3a \sin x;\end{aligned}$$

- (2) in the region A_M , the orbital derivative is

$$\begin{aligned}\dot{V}(x, y) &= -2a \sin y - a \sin x - \pi + x - \xi_4(x, y) \\ &= 2x - 2\pi - a \sin y + a \sin x;\end{aligned}$$

- (3) in the region A_R , the orbital derivative is

$$\begin{aligned}\dot{V}(x, y) &= -2a \sin y - a \sin x + \pi - x - \xi_4(x, y) \\ &= -a \sin y + a \sin x.\end{aligned}$$

- (1) Let us consider the region A_L . Here we have

$$\dot{V}(x, y) = -3a \sin y - 3a \sin x.$$

There are no local extrema in the interior of A_L since the stationarity system

$$\begin{aligned}\partial_x \dot{V}(x, y) &= -3a \cos x = 0 \\ \partial_y \dot{V}(x, y) &= -3a \cos y = 0\end{aligned}$$

has the only solutions $(\frac{\pi}{2}, -\frac{\pi}{2})$ and $(\frac{\pi}{2}, \frac{\pi}{2})$, which lie in the boundary of A_L . The values of \dot{V} at those points are

$$\begin{aligned}\dot{V}\left(\frac{\pi}{2}, \frac{\pi}{2}\right) &= -6a \\ \dot{V}\left(\frac{\pi}{2}, -\frac{\pi}{2}\right) &= 0.\end{aligned}$$

By inspection we see that the orbital derivative is zero in (π, π) . We assess now the boundary of A_L , formed by three line segments and Γ .

- (a) On the lower left edge of A_L , $x \in [0, \frac{\pi}{2}]$ and $y = -x$, we have

$$\dot{V}(x, y) \Big|_{y=-x} = 3a \sin x - 3a \sin x = 0.$$

- (b) On the lower right edge of A_L , $x \in [\frac{\pi}{2}, \pi]$ and $y = x - \pi$, we have

$$\dot{V}(x, y) \Big|_{y=x-\pi} = 3a \sin x - 3a \sin x = 0.$$

- (c) On the top left edge of A_L , $x \in]0, \pi[$ and $y = x$, \dot{V} is negative:

$$\dot{V}(x, y) \Big|_{y=x} = -6a \sin x < 0.$$

- (d) On Γ , \dot{V} is negative. Since $0 < \gamma(y) < \pi$ for $y \in]0, \pi[$, as seen in Remark 4, we have

$$\dot{V}(x, y) \Big|_{x=\gamma(y)} = -3a \sin \gamma(y) - 3a \sin y < 0.$$

In conclusion, the maximum value of the orbital derivative in the compact set A_L is 0, and the minimum is $-6a$.

- (2) Consider the region A_M . We have

$$\dot{V}(x, y) = -2(\pi - x) + a \sin x - a \sin y,$$

and again there are no local extrema in the interior of A_M , since $\partial_x \dot{V} = 2 + a \cos x = 0$ has no solutions. By continuity,

$$\dot{V}((\pi, 0)) = \dot{V}((\pi, \pi)) = 0,$$

while, as seen above, \dot{V} is negative on Γ , which is shared with A_L . It only remains to consider the right edge of A_M , where $x = \pi$ for $y \in]0, \pi[$. The orbital derivative over that edge is

$$\dot{V}(x, y) \Big|_{x=\pi} = -a \sin y < 0,$$

which is again negative except at the points $(\pi, 0)$ and (π, π) where it attains its maximum value 0.

- (3) Consider the region A_R . We have

$$\dot{V}(x, y) = -a \sin y + a \sin x.$$

There are no local extrema in the interior of A_R since the stationarity system

$$\begin{aligned} \partial_x \dot{V}(x, y) &= a \cos x = 0 \\ \partial_y \dot{V}(x, y) &= -a \cos y = 0 \end{aligned}$$

has the only solutions $(\frac{3\pi}{2}, -\frac{\pi}{2})$ and $(\frac{3\pi}{2}, \frac{\pi}{2})$, which lie in the boundary of A_R . The values of \dot{V} at those points are

$$\begin{aligned}\dot{V}\left(\frac{3\pi}{2}, \frac{\pi}{2}\right) &= -2a \\ \dot{V}\left(\frac{3\pi}{2}, -\frac{\pi}{2}\right) &= 0.\end{aligned}$$

We now assess the boundary of A_R , formed by three line segments and the left vertical edge shared with A_M . At the lower edges of A_R the orbital derivative is again 0, as we can see in the next four items.

- (a) In the left lower edge of A_R , $x \in [\pi, \frac{3\pi}{2}]$ and $y = \pi - x$ we have

$$\dot{V}(x, y)\Big|_{y=\pi-x} = -a \sin(\pi - x) + a \sin x = 0.$$

- (b) In the right lower edge of A_R , $x \in [\frac{3\pi}{2}, 2\pi]$ and $y = x - 2\pi$ we have

$$\dot{V}(x, y)\Big|_{y=x-2\pi} = -a \sin(x - 2\pi) + a \sin x = 0.$$

- (c) In the right top edge of A_R the orbital derivative is trivially negative for $x \in]\pi, 2\pi[$ and $y = 2\pi - x$

$$\dot{V}(x, y)\Big|_{y=2\pi-x} = 2a \sin x < 0.$$

- (d) In the vertical left edge of A_R shared with A_M the orbital derivative is trivially negative by continuity for $y \in]0, \pi[$.

Combining all the cases, the orbital derivative is negative in the interior of A_1 . The orbital derivative attains its maximum 0 at the fixed point (π, π) and at the lower edges of A_1 , which contain the other fixed points of F in A_1 . \square

Remark 6. Notice that the lower edges of A_1 only intersect the heteroclinics at the fixed points of the vector field, as depicted in Fig. 3.

3.3. Full picture. The preceding results in this section, namely Lemmas 1 through 5 and Theorem 2, show that the function V defined globally by (10) acts as a Lyapunov function on the set A_1 , since it is positive definite and \dot{V} is non-positive along orbits. We will now show that these properties actually extend by symmetry to the whole open set S containing the fixed point (π, π) .

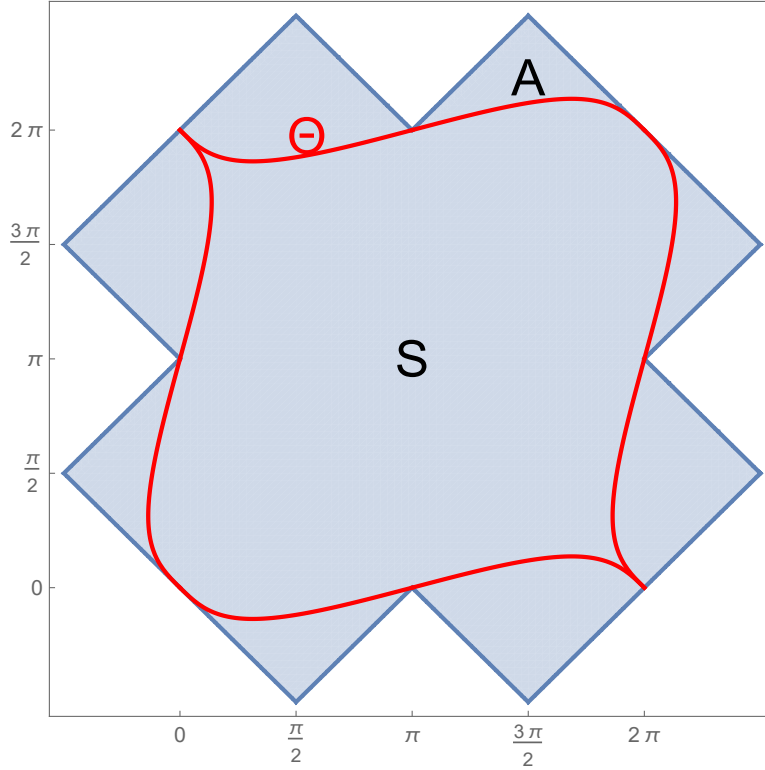


FIGURE 6. The compact set A containing the open set S where the Lyapunov function has negative orbital derivative – except at the asymptotically stable node – is shaded in blue. We see as well the set $\Theta = \partial S$.

Definition 11. We define the compact set A_2 , containing the domain S_2

$$A_2 = \{(x, y) : \pi \leq y \leq 2\pi, y \leq x, y \leq 4\pi - x, y \geq x - \pi\} \\ \cup \{(x, y) : 0 \leq y \leq \pi, y \geq 2\pi - x, y \leq 3\pi - x, y \geq x - 2\pi\}.$$

The set A_2 is the reflection of the set A_1 along the line $y = 2\pi - x$.

Definition 12. We define the compact set A_3 , containing the domain S_3

$$A_3 = \{(x, y) : \pi \leq x \leq 2\pi, y \geq x, y \leq 4\pi - x, y \leq x + \pi\} \\ \cup \{(x, y) : 0 \leq x \leq \pi, y \geq 2\pi - x, y \leq 3\pi - x, y \leq x + 2\pi\}.$$

The set A_3 is the rotation of the set A_1 around (π, π) .

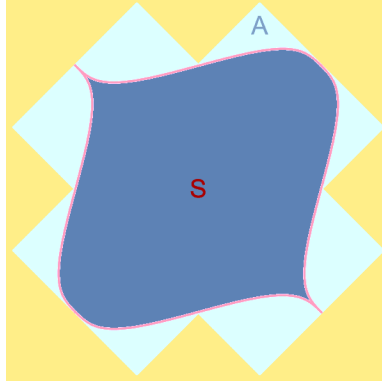


FIGURE 7. The compact set A , in white, contains the open set S in dark blue, where the Lyapunov function is positive and its orbital derivative \dot{V} is negative, except at the asymptotically stable node (π, π) .

Definition 13. We define the compact set A_4 , containing the domain S_4

$$A_4 = \{(x, y) : 0 \leq y \leq \pi, y \geq x, y \leq -x, y \leq x + \pi\} \\ \cup \{(x, y) : \pi \leq x \leq 2\pi, y \leq 2\pi - x, y \geq \pi - x, y \leq x + 2\pi\}.$$

The set A_4 is the reflection of the set A_1 along the line $y = x$.

The union

$$A = \bigcup_{i=1}^4 A_i$$

is a compact set such that $S \subset A$.

Remark 7. Recalling the construction of the involutions Φ_j from Definition 6 of Φ_j , it is immediate to check that, similarly to (9),

$$(15) \quad \Phi_j(A_1) = A_j \text{ for } j = 1, 2, 3, 4.$$

We now show that V is invariant relative to Φ_j , $j = 1, 2, 3, 4$.

Lemma 6. We have

$$(16) \quad V(\Phi_j(x, y)) = V(x, y)$$

Proof. This is a simple verification. Recall the construction of the maps Φ_j from Definition 6. The map Φ_1 is the identity, so the statement is

trivial. For the other maps we have

$$\begin{aligned} V(\Phi_2(x, y)) &= V(2\pi - y, 2\pi - x) = |y - \pi| + |x - \pi| = V(x, y), \\ V(\Phi_3(x, y)) &= V(2\pi - x, 2\pi - y) = |x - \pi| + |y - \pi| = V(x, y), \\ V(\Phi_4(x, y)) &= V(y, x) = |\pi - y| + |\pi - x| = V(x, y). \end{aligned}$$

□

Theorem 3. *The orbital derivative \dot{V} is invariant under the action of the Φ_j , $j = 1 \dots 4$:*

$$(17) \quad \dot{V}(\Phi_j(x, y)) = \dot{V}(x, y).$$

Proof. For each Φ_j , $j = 1, \dots, 4$, we have

$$\dot{V}(\Phi_j(x, y)) = V(F \circ \Phi_j(x, y)) - V(\Phi_j(x, y)),$$

from which, using the commutativity of F and Φ_j as noted in Remark 1, we obtain

$$\dot{V}(\Phi_j(x, y)) = V(\Phi_j \circ F(x, y)) - V(\Phi_j(x, y))$$

and, applying now Lemma 6, it follows that

$$\dot{V}(\Phi_j(x, y)) = V(F(x, y)) - V((x, y)) = \dot{V}(x, y)$$

□

Theorem 3 implies that the orbital derivative \dot{V} is non-positive in A_1 if and only if it is non-positive in A_2 , A_3 and A_4 . Moreover, \dot{V} is in fact negative in the interior of

$$A = \bigcup_{j=1}^4 A_j,$$

except at (π, π) , since on the boundaries of A_1 along the lines $y = x$ and $y = 2\pi - x$ it is negative (except at its endpoints which coincide with fixed points of F). Since $S \subset \text{Int}(A)$, the orbital derivative is negative \dot{V} throughout the whole open set S except at the fixed point (π, π) , where $\dot{V}(\pi, \pi) = 0$.

Recalling the discrete Lyapunov Theorem 1, we may now summarize our results in the following form.

Theorem 4. *The function $V(x, y)$ defined in (10) is a strict Lyapunov function for the fixed point (π, π) in the open set S . Consequently, $\{(\pi, \pi)\}$ is asymptotically stable with an open basin of attraction S , i.e., it is Lyapunov stable and the ω -limit set of all initial conditions $(x_0, y_0) \in S$.*

4. CONCLUSION

Lyapunov functions, introduced over a century ago by Lyapunov [17], remain an essential tool for analysing the stability of dynamical systems, in both theoretical and practical contexts, across science and engineering. Constructing these functions is an ongoing challenge that impacts various fields, from real-world engineering applications to mathematics proper. The discovery of a dynamical system admitting an explicit Lyapunov function may thus be considered a striking situation.

The diffeomorphism (3), arising in the problem of Synchronisation of three limit cycle oscillators in a line with nearest-neighbour interactions, was studied in [7] and shown to have a unique (π, π) fixed point asymptotically stable attractor. This was done by constructing a network of heteroclinic connections and showing laboriously that the fixed point is asymptotically stable and that its basin of attraction is the interior of the region bounded by the heteroclinics.

In this paper we prove asymptotic stability of the fixed point by constructing a discrete Lyapunov function. This construction is, of course, deeply inspired by the underlying geometry of the phase space symmetries and dynamics. It is also crucially linked to the fact that discrete Lyapunov functions are only required to be continuous.

Acknowledgements. The author Jorge Buescu was partially supported by Fundação para a Ciência e Tecnologia, Fundação para a Ciência e Tecnologia, UIDB/04561/2020.

The author Emma D’Aniello was partially supported by the program Erasmus+, the projects 2024 DYNAMICHÉ of the INdAM Group GNAMPA, PRIN 2022 QNT4GREEN, DAISY of the Univ. Vanvitelli (D.R. 111, 09/02/2024), and the group UMI-TAA: Approximation Theory and Applications.

The author Henrique M. Oliveira was funded by FCT/Portugal through project UIDB/04459/2020 with DOI identifier 10-54499/UIDP/04459/2020.

Data availability. Not applicable. The proofs and calculations were presented in the current article. Any queries can be addressed to the corresponding author, Henrique M. Oliveira.

Disclosure of interest. The authors report no conflict of interest.

REFERENCES

- [1] R. Adler. A study of locking phenomena in oscillators. *Proceedings of the IRE*, 34(6):351–357, 1946.

-
- [2] A. A. Andronov, A. A. Vitt, and S. E. Khaikin. *Theory of Oscillators*. Pergamon Press, Oxford, New York, 1959/1963/1966.
 - [3] M. Auslander and D. Buchsbaum. *Groups, rings, modules*. Harper and Row/Dover, New York, 1974/2014.
 - [4] S. Baigent, S. E. Z. Hou, E. C. Balreira, and R. Luís. A global picture for the planar Ricker map: convergence to fixed points and identification of the stable/unstable manifolds. *Journal of Difference Equations and Applications*, 29(5):575–591, 2023.
 - [5] R. K.-J. Bertram and R. Kalman. Control systems analysis and design via the second method of Lyapunov. *Trans. ASME, D*, 82:394–400, 1960.
 - [6] J. Buescu. *Exotic attractors: From Liapunov stability to riddled basins*, volume 153. Birkhäuser, 1997.
 - [7] J. Buescu, E. D’Aniello, and H. M. Oliveira. Huygens synchronization of three aligned clocks. *Nonlinear Dynamics*, (15732-69X), 2024.
 - [8] J. Buescu and I. Stewart. Liapunov stability and adding machines. *Ergodic Theory and Dynamical Systems*, 15(2):271–290, 1995.
 - [9] E. D’Aniello and H. M. Oliveira. Huygens synchronisation of three clocks equidistant from each other. *Nonlinear Dynamics*, 112(5):3303–3317, 2024.
 - [10] M. Field. Equivariant dynamical systems. *Bulletin of the American Mathematical Society*, 76(6):1314–1318, 1970.
 - [11] M. Field. Equivariant dynamical systems. *Transactions of the American Mathematical Society*, 259(1):185–205, 1980.
 - [12] P. Giesl and S. Hafstein. Review on computational methods for Lyapunov functions. *Discrete and Continuous Dynamical Systems-B*, 20(8):2291–2331, 2015.
 - [13] M. Golubitsky and I. Stewart. Recent advances in symmetric and network dynamics. *Chaos: An Interdisciplinary Journal of Nonlinear Science*, 25(9), 2015.
 - [14] J. Guckenheimer and P. Holmes. *Nonlinear oscillations, dynamical systems, and bifurcations of vector fields*, volume 42. Springer, Berlin, 2013.
 - [15] M. W. Hirsch, S. Smale, and R. L. Devaney. *Differential equations, dynamical systems, and an introduction to chaos*. Academic press, 2012.
 - [16] J. P. LaSalle. *The stability of dynamical systems*, volume 25. Siam, 1976.
 - [17] A. M. Lyapunov. The general problem of the stability of motion, English trans. *International Journal of Control*, 55(3):531–534, originally 1892, transl. 1992.
 - [18] H. M. Oliveira and L. V. Melo. Huygens synchronization of two clocks. *Scientific Reports*, 5(11548):1–12, 2015. doi: 10.1038/srep11548.
 - [19] A. Pikovsky, M. Rosenblum, and J. Kurths. *Synchronization: A Universal Concept in Nonlinear Sciences*, volume 12 of *Cambridge Nonlinear Science Series*. Cambridge University Press, Cambridge, 1 edition, 5 2003.
 - [20] M. Sassano and A. Astolfi. Dynamic Lyapunov functions. *Automatica*, 49(4):1058–1067, 2013.