

# Research advances on fish feeding behavior recognition and intensity quantification methods in aquaculture

Shulong Zhang <sup>a, d</sup>, Daoliang Li <sup>a, b, d</sup>, Jiayin Zhao <sup>a, d</sup>, Mingyuan Yao <sup>a, d</sup>, Yingyi Chen <sup>a, b, d</sup>, Yukang Huo <sup>a, d</sup>,  
Xiao Liu <sup>a, d</sup>, Haihua Wang <sup>a, b, c, d\*</sup>

*a National Innovation Center for Digital Fishery, Beijing 100083, P.R. China*

*b Key Laboratory of Smart Farming Technologies for Aquatic Animal and Livestock, Ministry of Agriculture and Rural Affairs, Beijing 100083, P.R. China*

*c Beijing Engineering and Technology Research Center for Internet of Things in Agriculture, Beijing 100083, P.R. China*

*d College of Information and Electrical Engineering, China Agricultural University, Beijing 100083, P.R. China*

\* Correspondence: Email: wang\_haihua@163.com.

**Abstract:** As a key part of aquaculture management, fish feeding behavior recognition and intensity quantification has been a hot area of great concern to researchers, and it plays a crucial role in monitoring fish health, guiding baiting work and improving aquaculture efficiency. In order to better carry out the related work in the future, this paper firstly reviews the research advances of fish feeding behavior recognition and intensity quantification methods based on computer vision, acoustics and sensors in a single modality. Then the application of the current emerging multimodal fusion in fish feeding behavior recognition and intensity quantification methods is expounded. Finally, the advantages and disadvantages of various techniques are compared and analyzed, and the future research directions are envisioned.

**Keywords:** Fish feeding behavior recognition; Fish feeding intensity quantification; Computer vision; Acoustic technology; Sensors; Multimodal fusion

## 1. Introduction

Aquaculture plays a crucial role in satisfying the growing global demand for fish and providing a sustainable food source (Boyd et al., 2022). According to the Food and Agriculture Organization of the United Nations, global fisheries and aquaculture production has reached 223.2 million tons (FAO., 2024). Aquaculture surpassed capture fisheries in aquatic animal production for the first time, and the capita protein supply of its products is at least 20% of the per capita protein supply from all animal sources (FAO., 2024). However, as the scale of aquaculture continues to expand, the problems of greater management difficulties, serious feed wastage and frequent occurrence of diseases have become more and more prominent (Garlock et al., 2020; Naylor et al., 2023), and have become a urgent problem to be solved at present. Studies have shown that the behavioral changes of fish during feeding reflect their desire to feed (MacGregor et al., 2020; Assan et al., 2021; Syafalni et al., 2024), and further quantification of their feeding intensity can determine whether the baits being fed are excessive or insufficient. Therefore, the key information about the survival status and growth demands of fish can be obtained by feeding behavior recognition and intensity quantification, which is extremely important for optimizing aquaculture management strategies, protecting the aquatic environment, preventing disease outbreaks and improving production and quality.

Traditionally, the identification of feeding behavior and the quantification of feeding intensity relies mainly on the observation and recording by the aquaculturists. Although this method is intuitive and easy to operate, it is time-consuming and laborious, and has large errors. Also, the feeding of diets depends on the experience and habits of the fish farmers, which is highly subjective and difficult to be standardized and popularized. With the increase of automation, the feeding method of bait has experienced a shift from manual feeding to machine timed and quantitative feeding (Martins et al., 2012). Although machine feeding system can save labor costs, it lacks the ability to dynamically adjust to the real-time feeding needs of the

fish, resulting in a waste of feed resources. In addition, with the loss of aquaculture professionals, the traditional aquaculture management mode relying on experience and manpower is gradually eliminated. In this context, the booming development of new-generation information technology has brought new opportunities for aquaculture, and the precision aquaculture model has become a new trend. More and more researchers begin to use artificial intelligence and advanced instruments to recognize and analyze the fish feeding behavior, which not only greatly improves the research efficiency, but also makes the interpretation of fish behavior more accurate and objective. Currently, intelligent analysis techniques for fish feeding behavior have made great progress, including computer vision (Ubina et al., 2021; Wang et al., 2023; Wu et al., 2024), acoustic techniques (Helberg et al., 2024; Li et al., 2024), sensors (Macaulay et al., 2021; Solpico et al., 2022; Ma et al., 2024) and multimodal fusion (Du et al., 2024; Li et al., 2024), while the related researches have continuously made innovations and enhancements on the basis of the previous ones.

Therefore, in order to help related research workers to comprehensively grasp the current status of fish feeding behavior recognition and intensity quantification methods, this paper focuses on reviewing the research progress of conventional single-modal techniques in this field in the past decade, including computer vision-based, acoustic technology-based and sensor-based methods. It also discusses the application of the current emerging multimodal fusion technology in fish feeding behavior recognition and intensity quantification. Next, the advantages and disadvantages of different methods for fish feeding behavior recognition and intensity quantification are also compared and analyzed. Finally, the future research directions are discussed.

## 2. Concept of behavior recognition and intensity quantification of fish feeding

In the existing studies, many scholars did not clearly distinguish between the feeding behavior recognition and feeding intensity quantification of fish. For example, some researches have focused on the determination of feeding and non-feeding behaviors (such as swimming, fear and hypoxia) of fish (Zhang et al., 2022; Wang et al., 2023). While other researches have focused on the specific classification of feeding states during fish feeding (Du et al., 2023; Xu et al., 2023; Zhang et al., 2024), such as strong feeding, medium feeding, weak feeding and no feeding. However, all these researches have used the generalized term “fish feeding behavior recognition” in their descriptions, which may cause confusion to readers in understanding. Although there is a certain degree of convergence between the both, they are significantly different in key aspects such as data set preparation, feature extraction and research objectives. At the same time, there is no review that clearly distinguishes between the both.

Table 1. Quantitative basis for feeding intensity.

Feeding intensity	Characteristics of feeding behavior
None	Fish does not respond to food
Weak	Fish eats only pellets that falls directly in front, and does not move to take food
Medium	Fish moves more than one body length to take food, but returns to original position
Strong	Fish moves continuously between food items and consumes all food presented

Therefore, this paper clearly defines the concepts of feeding behavior recognition and feeding intensity quantification. Among them, feeding behavior recognition refers to the process of distinguishing feeding behaviors from other non-feeding behaviors (such as normal swimming, evasive behaviors and hypoxia response) of fish. Feeding intensity quantification refers to the method of accurately assessing changes in the feeding status of fish during feeding events. In addition, in feeding intensity studies, most scholars have adopted the classification system proposed by Øverli (Øverli et al., 2006), which classified the feeding intensity into four levels of “strong”, “medium”, “weak” and “none” (Kong et al., 2022; Zeng et al., 2023; Cao et al., 2023; Zhang et al., 2024; Ma et al., 2024), and the classification basis is shown in Table 1.

Meanwhile, some scholars have adopted a more simplified classification standard, that is, only classifying the feeding intensity into “strong”, “weak” and “none” (Xu et al., 2022; Cai et al., 2024). Although these studies differed in the specific levels of classification, their classification basis is common, which is based on the behavior performance of fish during the feeding.

### 3. Application of computer vision

Computer vision firstly obtains the fish image or video data through the imaging equipment, and then effectively extracts and analyzes the information such as image texture features and fish movement feature after processing, so as to realize the recognition of feeding behavior and quantification of feeding intensity of fish in different scenes. The process is shown as Figure 1.

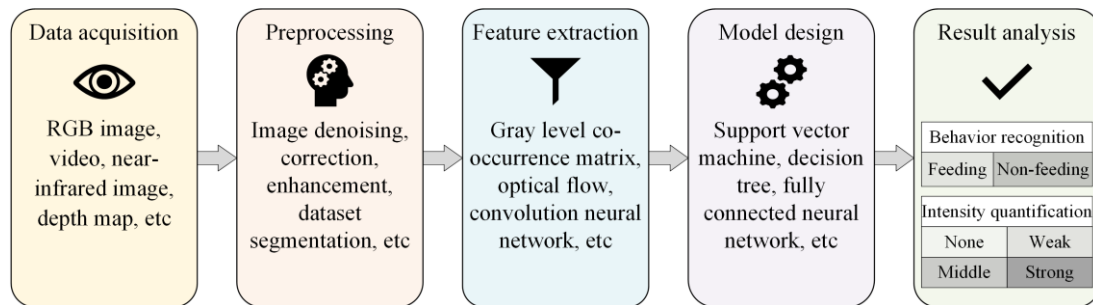


Figure 1. Flowchart of fish feeding behavior recognition and intensity quantification based on computer vision.

#### 3.1.1 Feeding behavior recognition based on computer vision

When fish are in different behavioral states, their characteristics such as group shape, area and swimming speed show significant differences. Therefore, researchers have explored methods to recognize feeding behaviors by using the movement features or image texture features of fish. Zhang et al.(2019) conducted a study on multi-feature fusion of color, shape and texture for fish feeding behavior recognition, and the constructed Back Propagation Neural Network (BPNN) model performed well in accuracy, robustness and generalization ability. Huang et al.(2022) used background subtraction, grey-level co-occurrence matrix and optical flow methods to extract the motion and image texture features of fish, and realized the accurate recognition of fish feeding behavior through the combination of the two features. However, these methods need foreground segmentation of the fish body during feature extraction, which may reduce the overall computational efficiency, and the segmentation effectiveness is also susceptible to the interference from environmental factors such as water surface fluctuation and light reflection. Therefore, Aisuwarya et al.(2018) developed a system that recognizes feeding behavior by monitoring changes in water ripples caused by the movement of fish when they are hungry, but it is difficult to distinguish between the ripples produced by fish in search of oxygen and in search of food. For this problem, Chen et al.(2021) performed frequency domain and spectral filtering analysis on the extracted images of water surface ripple prospects, and used the amplitude segmented in different steps as eigenvalues to judge the feeding behavior of fish. In addition, Yu et al.(2021) constructed a model combining the feeding behavior feature matrix and special behavior detection to recognize fish behavior, which can avoid the problems of poor stability and complicated operation brought by foreground segmentation.

The above studies rely on manually pre-designed features for feeding behavior recognition, and their applicability is usually low and difficult to determine the best solution. In contrast, deep learning models can directly learn features and expression relationships from the original data, with the ability to self-extract representative features (LeCun et al., 2015). Yang et al.(2021) proposed a deep learning algorithm for fine-grained short-term feeding behavior recognition in fish schools. In this study, the spatial and channel attention modules are attached to the top of EfficientNet-B2 model, making it more focus on the feature

representation of specific feeding regions rather than non-feeding regions, but the accuracy of model is relatively low. Therefore, [Zhang et al.\(2022\)](#) constructed a recognition model based on MobileNetV2 and SENet, which can enhance the weights of features that are useful for fish state recognition while suppressing the weights of distracting elements such as noise. Although the model has a recognition accuracy of 97.76% on a real fish image dataset, it has limitations in inference speed. To this end, [Yang et al.\(2023\)](#) added identity and residual branches to the VGG network block to accelerate the inference speed of the model, and introduced an high-efficiency channel attention module to balance the speed and accuracy. In addition, aiming at the problems of fish boundary blurring and target similarity in fish feeding images, [Wang et al.\(2023\)](#) proposed an image segmentation method combining VoVNetv2 and Shuffle Attention (SA) mechanism, which had good segmentation effects on the feeding and non-feeding state of fish and can provide decision-making support for feeding behavior recognition of underwater fish.

Fish feeding behavior is a continuous and time-dependent process. Although the image can reflect the spatial distribution characteristics of the fish, it cannot characterize the complete motion information. In contrast, videos contain both spatial distribution and temporal motion information, providing the possibility for accurate expression of fish behavioral states. [Måløy et al.\(2019\)](#) proposed a Dual-Stream Recurrent Network (DSRN) combining the spatial network, 3D-convolutional Neural Network (3DCNN) and Long Short-Term Memory (LSTM) recurrent network to predict salmon feeding behavior in an underwater video with an accuracy of 80%. However, the introduction of a large number of 3DCNN layers results in an overly complex structure of the model, making it unsuitable for the long-video behavior recognition task. For this reason, [Zhang et al.\(2020\)](#) used Variational Auto Encoder (VAE) to obtain the Gaussian mean and variance vectors of each frame of the video, and then formed a feature matrix to be input to the CNN to complete the recognition of feeding behaviors. This method simplifies the network structure and improves the utilization efficiency of spatio-temporal features. [Wang et al.\(2023\)](#) introduced an efficient channel attention and base residual modules into Boundary Matching Network (BMN) to enhance the perceptual field of the temporal dimensional features and the global perception ability, which solved solve the problem of high error in detecting feeding state switching. In addition, [Zheng et al.\(2023\)](#) designed a Spatiotemporal Attention Network (STAN) model combining two feature extraction attention channels and an LSTM fusion classification channel, and they emphasized that the feeding behavior recognition should consider the overall relationship of the fish school rather than focusing on a certain feature region. Aiming at the shortcomings of deep learning methods in appearance-motion feature fusion and the tediousness of the labeling work, [Wang et al.\(2023\)](#) proposed an Appearance-motion Autoencoder Network (AMA-Net) for recognizing the feeding activity of fish, which effectively can capture the appearance and motion features of fish behaviors in an unsupervised manner.

[Table 2](#) lists the details of studies related to the fish feeding behavior recognition based on computer vision techniques.

Table 2. Studies on computer vision-based fish feeding behavior recognition.

References	Species	Methods	Accuracy
<a href="#">Zhang et al.(2019)</a>	Cyprinus carpio var. specularis	BPNN	97.1%
<a href="#">Måløy et al.(2019)</a>	Salmo salar	DSRN	80%
<a href="#">Zhang et al.(2020)</a>	Salmo salar	VAE-CNN	89%
<a href="#">Chen et al.(2021)</a>	Oreochromis	Support vector machine	99.24%
<a href="#">Yu et al.(2021)</a>	Cyprinus carpio	Principal component analysis	96.02%
<a href="#">Yang et al.(2021)</a>	Oplegnathus punctatus	EfficientNet-B2	89.56%
<a href="#">Mei et al.(2022)</a>	Oplegnathus punctatus	GhostNet	98.12%

Zhang et al.(2022)	Plectropomus leopardus	MobileNetV2 + SENet	97.76%
Wang et al.(2023)	-	SA_VoVNetv2_RCNN	-
Wang et al.(2023)	Golden trout	BMN-Fish	93.32%
Zheng et al.(2023)	Pompanos	STAN	97.97%
Wang et al.(2023)	Oplegnathus punctatus	AMA-Net	99.71%
Yang et al.(2023)	-	RepVGG	97%
Kong et al.(2024)	Oplegnathus punctatus	FAIECA-Deeplabv3+	90%

### 3.1.2 Feeding intensity quantification based on computer vision

The behavior of fish such as rapid acceleration or aggregation after being stimulated by feeding is the main manifestation of their feeding desire. For example, fish rapidly aggregate and fiercely grab food at the beginning of feeding, and disperse and swim normally when satiated. [Hu et al. \(2015\)](#) analyzed the aggregation degree and the splash area produced by the fish during feeding, and used the area ratio of the both as a characteristic parameter to characterize the hunger level of fish. [Zhao et al. \(2017\)](#) studied the spontaneous collective behavior caused by feeding stimuli from the perspectives of dispersion degree, interaction force and water flow field changes using a kinetic energy model, and realized the quantification of the fish appetite intensity. [Zhou et al.\(2017\)](#) took the average perimeter of the Delaunay triangle as the aggregation index of the fish school to quantify the feeding intensity. Although the method resulted in a correlation coefficient of 0.945 with the expert scores, it was affected by the interference of fish overlap. For this reason, [Chen et al.\(2017\)](#) used texture changes caused by fish feeding activities as the key factor for intensity quantification, avoiding the tracking of individuals within a fish school. But the method has a fixed pattern and single feature, resulting in poor anti-interference. To address this problem, [Chen et al.\(2020\)](#) proposed a multi-feature weighted fusion method for quantifying fish feeding intensity, which had better mean square error and accuracy than quantification methods based on fish aggregation area and single feature. However, the experimental environments selected in most studies are too idealized, and factors such as water turbidity and fluctuation in real scenes are not sufficiently considered. Therefore, [Zhao et al.\(2024\)](#) further analyzed the influence of wave height on the texture feature values of images, and introduced a wave height correction factor to optimize a single texture feature model, achieving an effective quantification of the feeding behavior of the greater amberjack in real-world waters.

The above studies mainly focused on the analysis of fish body. Although these methods can realize the judgment of feeding intensity, they are seriously interfered by factors such as water surface reflection, fish crowding and light overlapping. Therefore, some scholars adopted an indirect method to quantify the fish feeding intensity by analyzing the information of non-fish bodies such as residual bait, reflective areas and water splashes. [Hu et al.\(2022\)](#) develop a computer vision-based intelligent fish farming system that determines whether to continue or stop feeding by recognizing the size of waves caused by fish eating feed. [Zhao et al.\(2016\)](#) utilized the changes of reflective areas on the water surface caused by fish feeding activities to assess the feeding intensity, avoiding the foreground extraction of fish targets and tracking of individuals. However, the texture of the reflective area is highly complex and requires a lot of computational resources to process. To this end, [Zheng et al.\(2021\)](#) proposed a fish feeding intensity quantification method based on near-infrared depth maps, which inferred the satiation state of fish by calculating the time required from the feeding onset point to the drop of feed to a certain threshold. Although the method significantly reduces the computational overhead and is not limited by the imaging conditions at the culture site, it is only suitable for fish that feed at the surface and habitually sink to the bottom after feeding, such as carp and fork-tail. Moreover, [Wu et al.\(2024\)](#) proposed a new method for assessing the feeding intensity using the fish feeding splash thumbnails, effectively eliminating the influence of water surface reflections, light



spots and ripples on the quantification results. But the accuracy of the model may be reduced in fry culture or low-density culture environments due to the inconspicuous splashing phenomenon produced by fish. For this problem, [Zhang et al.\(2024\)](#) proposed a quantification method based on dual-label and MobileViT-SENet by considering the dynamic changes of biomass, density and feeding intensity of fish, which showed excellent performance in quantifying the feeding intensity of fish under different density conditions.

Alternatively, deep learning methods can also be utilized to directly quantify fish feeding intensity. [Zhou et al.\(2019\)](#) used a CNN model based on the LeNet5 architecture to realize automatic grading of fish feeding intensity. The method was adaptable and simple to operate, but the training set was limited. [Xu et al.\(2022\)](#) proposed an improved Long-term Recurrent Convolutional Network (LRCN) model incorporating the Squeeze-and-Excitation Networks (SE) attention module, which had high robustness and suitable for small dataset scenarios. Meanwhile, [Kong et al.\(2022\)](#) combined an active learning algorithm with VGG16 network to determine the feeding status of fish, in which the active learning algorithm is used to reduce the labeling cost. The method obtains high test accuracy in smaller datasets. Besides, [Tang et al.\(2021\)](#) used the optical flow method to extract the motion features between video frames, and converted the video samples into motion feature samples, which not only implicitly expanded the size of the training data, but also improved the generalization ability of the quantitative model. [Ubina et al.\(2021\)](#) further input the optical flow frames into the 3DCNN to achieve high-precision quantification of fish feeding intensity. But the construction and training of the two deep network models consumed a lot of time, reducing the recognition efficiency. Although lightweight 3D ResNet-GloRe, 2D Motion-EfficientNetV2 and YOLOv8n ([Feng et al., 2022](#); [Zhang et al., 2024](#); [Cai et al., 2024](#)) have been proposed to reduce the parameters and floating-point operations of model, the accuracy is relatively low. To this end, [Xu et al.\(2024\)](#) improved the lightweight neural network MobileViT by introducing Convolutional Block Attention Module (CBAM) and Bi-directional LSTM (BiLSTM), achieving an accuracy of 98.61% in recognizing the fish feeding intensity. In addition, many studies rely on the overall information extracted from fish school images, and often ignore the unique behavioral characteristics of individual fish. For this problem, [Zhao et al.\(2024\)](#) proposed a new method for assessing appetite based on individual fish behavior, which utilized ByteTrack model and Spatiotemporal Graph Convolutional Neural Network (ST-GCN) for tracking and motion feature extraction of individual fish, avoiding data loss caused by fish school stacking.

[Table 3](#) lists the details of studies related to the fish feeding intensity quantification based on computer vision techniques.

Table 3. Studies on computer vision-based fish feeding intensity quantification.

References	Species	Methods	Grade	Accuracy
<a href="#">Zheng et al.(2021)</a>	Cyprinus carpio	Near-infrared depth image	4	-
<a href="#">Wei et al(2021)</a>	Salmo salar	MKEM-RNN	4	98.31%
<a href="#">Ubina et al.(2021)</a>	Lateolabrax japonicus、Rachycentron canadum	3DCNN	4	95%
<a href="#">Xu et al.(2022)</a>	Ctenopharyngodon idella、Carassius auratus	SE-LRCN	3	97%
<a href="#">Feng et al(2022)</a>	Trout	3D ResNet-Glore	4	92.68%
<a href="#">Kong et al.(2022)</a>	Oplegnathus punctatus	Active learning + VGG16	4	99.6%
<a href="#">Wei et al.(2022)</a>	Micropterus salmoides	Graph convolutional network	4	98.60%
<a href="#">Wang et al.(2022)</a>	Oplegnathus punctatus	Multi-task neural network	2	95.44%
<a href="#">Sun et al.(2022)</a>	Oplegnathus punctatus	ResNet-CA	5	93.4%
<a href="#">Li et al.(2023)</a>	Anguilla japonica	Double-flow residual CNN + ResNet50	5	98.6%
<a href="#">Zhang et al.(2023)</a>	Oplegnathus punctatus	MSIF-MobileNetV3	4	96.4%

Yang et al.(2023)	-	BlendMask-VoVNetV2	4	83.7%
Cao et al.(2023)	Oreochromis	ResNet34-T-CBAM	4	99.72%
Zhao et al.(2023)	-	GCVC	4	93.33%
Zhao et al.(2024)	Larimichthys crocea	SVM	3	93%
Liu et al.(2024)	Oncorhynchus mykiss	CFFI-Vit	3	98.63%
Huang et al.(2024)	-	FFAUNet + PSO + ANFIS	4	98.57%
Feng et al.(2024)	Cyprinus carpio	MIPS-EfficientNet	4	97.00%
Zhang et al.(2024)	Micropterus salmoides	Motion-EfficientNetV2	3	93.97%
Wu et al.(2024)	Micropterus salmoides	Semi-supervised learning	3	98.22 %
Bi et al.(2024)	Cyprinus carpio	Near-infrared depth image + Bi-GRU	4	98.54%
Zhang et al.(2024)	Carassius auratus	Dual label-MobileViT-SENet	4	95.05%
Xu et al.(2024)	Ctenopharyngodon idella、 Carassius auratus	MobileViT-CBAM-BiLSTM	3	98.61%
Cai et al.(2024)	-	Improved YOLOv8	3	83.33%
Zhao et al.(2024)	Micropterus salmoides	YOLOv8-ByteTrack + ST-GCN	3	98.47%
Ni et al.(2024)	Ctenopharyngodon idella	AKEM-RCNN	3	96.94

Note: MKEM (Modified Kinetic Energy Model); RNN (Recurrent Neural Network); CA (Coordinate Attention); GCVC (Graph Convolution Vector Calibration); FFAUNet (Feature Fusion Attention U-Net); PSO (Particle Swarm Optimizer); ANFIS (Adaptive Neuro-fuzzy Inference System); MIPS (Multi-step Image Pre-enhancement Strategy); Bi-GRU (Bidirectional Gated Recurrent Units); AKEM-RCNN (Advanced Kinetic Energy Model Combined with the Recurrent Convolutional Neural Network).

#### 4. Application of acoustic technology

Fish produce sound signals of specific intensity and frequency when rubbing body bones (teeth, jaws, gills, etc.), vibrating swim bladder, stretching fins, and swimming normally and abnormally (Lagardère et al., 2000; Kasumyan et al., 2009; Li et al., 2022). Therefore, the different movement behaviors of fish can be effectively recognized and quantified by analyzing the differences of these audio information, and the process is shown in Figure 2.

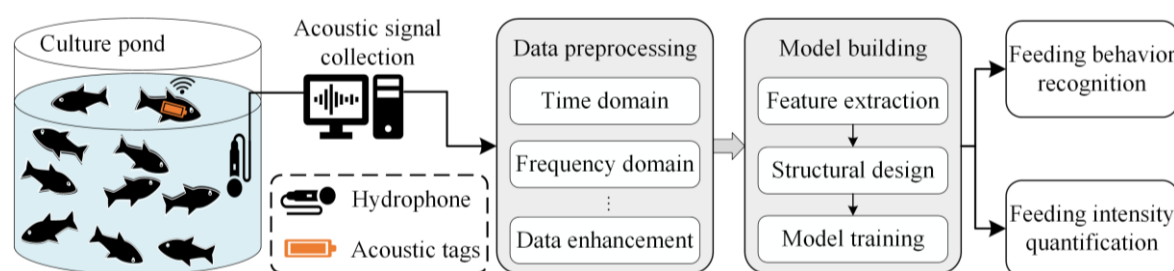


Figure 2. Flowchart of fish feeding behavior recognition and intensity quantification based on acoustic technology.

##### 4.1.1 Feeding behavior recognition based on acoustic technology

Lagardère et al.(2000) monitored the feeding sound spectrum of turbot and found that the intensity of the sound produced in the frequency range of 7-10 kHz during feeding is 15-20 dB, which reflected the variation of feeding intensity. Based on this, Mallekh et al.(2003) successfully established a linear relationship between acoustic signals and the feeding behavior, and found that selecting only feeding sounds in the 6-8 kHz frequency band could reduce the interference of background noise. Førre et al.(2011) further extended the application scope of acoustic monitoring. Using two acoustic telemetry systems, they not only effectively identified the feeding activities of fish in aquaculture cages, but also realized the monitoring of

long-duration vertical swimming behavior of fish. [Kolarevic et al.\(2016\)](#) experimented with implanted acoustic transmitting tags on Atlantic salmon, and found that an increase in feeding-related activity was clearly observed when signals were received at 30-40 s intervals. In a previous study, feeding and non-feeding behaviors could only be clearly distinguished when the transmitter sent signals every 4 seconds ([Føre et al., 2011](#)). [Lennox et al.\(2021\)](#) compared the performance of two different predation sensors on acoustic telemetry transmitters. The results showed that the directional sensor model is more accurate in recognizing the behavior of a predator feeding on a tagged fish compared to an acid-sensitive sensor. In addition, [Qi et al.\(2023\)](#) found that the short-time average amplitude of feeding signals is well differentiated from background noise using passive acoustic techniques, so that the chewing and swallowing sounds can be used as signal parameters to automatically identify the feeding process of largemouth bass. [Helberg et al.\(2024\)](#) studied the acoustic characteristics related to fish behavior in a recirculating aquaculture system, and the changes of acoustic complexity index, acoustic entropy index and normalized difference soundscape index are closely related to feeding behavior.

The above studies have achieved some success in recognizing the feeding behavior of fish. However, they mostly rely on behavioral monitoring and correlation analysis methods, and still have limitations in the accuracy, reliability and automation. Therefore, [Liu et al.\(2024\)](#) proposed a method for the recognition of swallowing and chewing sounds in fish based on low-dimensional acoustic features, with a high recognition accuracy of 98.63%. The key acoustic features are extracted by time-frequency domain characterization and multiple dimensionality reduction algorithms. [Bies et al.\(2023\)](#) verified the feasibility of using splash sounds to recognize fish feeding behavior, and developed a Deep Neural Network (DNN) recognition model that outperforms traditional architectures such as AlexNet, ResNet18 and VGG11 in terms of performance. In addition, aiming at the problem of small sound differences and difficult feature learning in fish behaviors, [Xu et al.\(2022\)](#) used Mel-frequency Cepstral Coefficient (MFCC) to represent the sound signal features, and fused the low-dimensional details and high-dimensional semantic features using ResNet. Although this method achieved effective recognition of fish feeding and swimming behaviors, it was limited by the problems of small sample variety and serious redundancy of deep residual network. For this problem, [Yang et al.\(2024a\)](#) enriched the fish behavioral acoustic signal dataset and proposed a fish feeding behavior recognition model based on Mel acoustic spectrograms and improved SEResNet. This model retains more fine-grained acoustic features by introducing a Temporal Aggregation and Pooling (TAP) layer, and its accuracy is improved by 3.23% without decreasing the detection speed.

#### **4.1.2 Feeding intensity quantification based on acoustic technology**

Audio information is an important carrier for the fish feeding behavior research, and its characteristic differences in different satiation states provide a scientific basis for the quantification of feeding intensity. [Cao et al.\(2021\)](#) obtained the feeding acoustic signals of largemouth bass in circulating aquaculture using passive acoustic techniques, and successfully filtered out the characteristic parameters that could measure the feeding activity from the mixed signals. [Cui et al.\(2022\)](#) further converted the acoustic signals into Mel Spectrogram (MS) features, and used a CNN model to classify the feeding intensity of fish with a Mean Average Precision (mAP) of 0.74. Although the CNN model has advantages in the partial field of vision, it has limitations in dealing with global features. Therefore, [Zeng et al.\(2023\)](#) proposed an Audio Spectrum Swin Transformer (ASST) model based on the attention mechanism, reaching an accuracy of 96.16% in the task of quantifying the fish feeding behavior. However, when applied to fish fry or species with extremely low feeding sound, it is difficult to distinguish feeding intensity changes from the sound spectrum. [Du et al.\(2023a\)](#) extracted MS feature maps using multiple steps including preprocessing, fast Fourier transform and Mel filter bank, and input them into the lightweight network MobileNetV3-SBSC to complete the



quantification of fish feeding intensity. This method has a fast recognition speed, but is not applicable to low breeding density scenarios. Further, [Du et al.\(2023b\)](#) proposed a novel fish feeding intensity detection method fusing MS, short-time Fourier transform and constant Q-transform feature maps, which had significantly better accuracy than the scheme using a single feature, but the combination of multiple strategies makes the model complexity higher. To address this problem, [Iqbal et al.\(2024\)](#) introduced a novel Involucional Neural Network (INN) model that achieved up to 97% accuracy in fish feeding intensity quantification. The model can automatically capture the labeling relationships and self-attention in the acquired feature space, so it has a lighter weight architecture and faster reasoning time.

[Table 4](#) lists the details of studies related to the fish feeding behavior recognition and intensity quantification based on acoustic techniques.

Table 4. Studies on acoustic technology-based fish feeding behavior recognition and intensity quantification.

Applications	References	Species	Methods	Result
Recognition of fish feeding behavior	<a href="#">Xu et al.(2022)</a>	<i>Sebastes schlegelii</i>	MFCC+ResNet152	A=99%
	<a href="#">Bies et al.(2023)</a>	<i>Dicentrarchus labrax</i>	DNN	F1-Score=96%
	<a href="#">Liu et al.(2024)</a>	<i>Micropterus salmoides</i>	Random forest	A=98.63%
	<a href="#">Yang et al.(2024a)</a>	<i>Oncorhynchus mykiss</i>	TAP-SEResNet	P=98.17%
	<a href="#">Helberg et al.(2024)</a>	<i>Salmo salar</i>	Correlation analysis	-
Quantification of fish feeding intensity	<a href="#">Cui et al.(2022)</a>	<i>Oplegnathus punctatus</i>	CNN	mAP=0.74
	<a href="#">Zeng et al.(2023)</a>	<i>Oncorhynchus mykiss</i>	ASST	A=96.16%
	<a href="#">Du et al.(2023a)</a>	<i>Oplegnathus punctatus</i>	MobileNetV3-SBSC	A=83.2%
	<a href="#">Du et al.(2023b)</a>	<i>Oplegnathus punctatus</i>	LC-GhostNet	A=97.941%
	<a href="#">Iqbal et al.(2024)</a>	<i>Oplegnathus punctatus</i>	INN	A=97%

Note: P (Precision); LC (Learned Group Convolutions and Coordinated Attention).

## 5. Application of sensors

In addition to computer vision and acoustic, sensors have also been applied to the fish feeding behavior recognition and intensity quantification in aquaculture, and the most widely used are biosensors and water quality parameter sensors ([Macaulay et al., 2021](#)). The system structure is shown in [Figure 3](#).

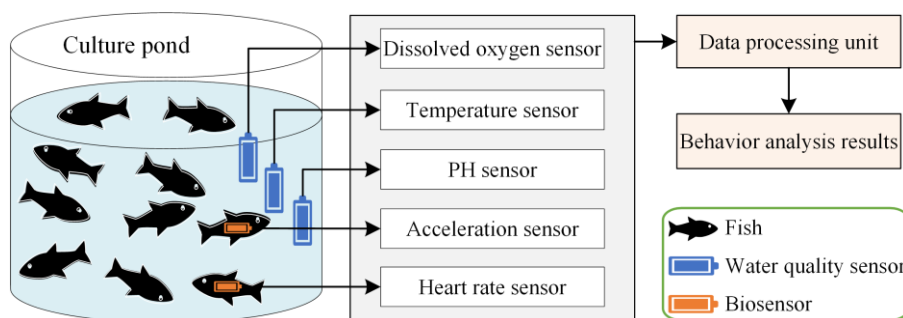


Figure 3. Structure of the sensor-based fish feeding behavior analysis system.

### 5.1.1 Based on biosensors

Biosensors are surgically inserted into the abdominal cavity or immobilized on the body surface to continuously monitor the fish behaviors and physiological parameters such as heart rate, temperature, orientation and acceleration over time ([Brijs et al., 2021](#)), and changes in these parameters during feeding differ significantly from the normal state. [Clark et al.\(2013\)](#) studied the changes of heart rate and visceral temperature in *Bluefin tuna* during free-swimming and feeding states using implantable biosensors, and found that both are consistently higher than baseline levels during feeding. [Cubitt et al.\(2008\)](#) achieved the

automatic classification of the *Oncorhynchus mykiss* feeding states by using electromyogram transmitters, and developed a secondary classifier with an average recognition accuracy of 86%. [Makiguchi et al.\(2012\)](#) remotely monitored the feeding behavior of common carp by attaching miniaturized acceleration data loggers to their mandibles. The results showed a significant increase in the frequency and amplitude of the lower mandible stroke during the feeding period compared to that during the non-feeding period. [Broell et al.\(2013\)](#) firstly used high-frequency accelerometer tag to identify different movement behaviors in fish, proving that multiple parameters in the time and probability domains can statistically differentiate between feeding and escape behaviors of fish. In addition, [Adegboye et al.\(2020\)](#) developed a model using acceleration and angular velocity data obtained through a data logger that incorporated a triaxial accelerometer, magnetometer and gyroscope, which can recognize fish feeding behavior with high accuracy. However, the invasiveness of the implantable accelerometers poses a potential hazard to fish, limiting their practical application. For this problem, [Subakti et al.\(2017\)](#) utilized sensors suspended on the water surface to sense the acceleration caused by the surface wave as a way to monitor the activities of fish near surface water, and observed three distinctive patterns related to the feeding activity of fish. [Ma et al.\(2024\)](#) further introduced a six-axis inertial sensor to increase the data of angular velocity and angle, and proposed a Time-domain and requency-domain fusion model (TFFormer) for quantifying the fish feeding intensity. The method can avoid the interference of equipment vibration noise, fish overlap, water turbidity and complex lighting, but faces challenges when dealing with fish fry or low-density schools of fish.

### 5.1.2 Based on water quality parameter sensors

Water quality parameters such as water temperature, dissolved oxygen and ammonia nitrogen compounds interact with the feeding behavior of fish ([Remen et al., 2016](#); [Li et al., 2020](#); [Zhang et al., 2024](#)). For example, the feeding activity of fish will lead to the localized decrease of dissolved oxygen concentration, and changes in dissolved oxygen concentration will directly affect fish appetite and food intake ([Li et al., 2017](#)). Therefore, water quality parameter sensors can be used to monitor the changes in water quality and thus achieve the behavior recognition and intensity quantification of fish feeding. [Wu et al.\(2015\)](#) developed an Adaptive Network-based Fuzzy Inference System (ANFIS) for feeding decision-making based on the dissolved oxygen changes of silver perch during feeding. [Zhao et al.\(2019\)](#) took water temperature and dissolved oxygen concentration as input parameters of the ANFIS model to determine fish feeding, and used a hybrid learning approach to optimize the parameters and fuzzy rule base. The Nash-Sutcliffe efficiency coefficient (NS) and Root Mean Squared Error (RMSE) of the model outperformed traditional fuzzy logic control and artificial feeding methods. Further, [Chen et al.\(2020\)](#) proposed a fish intake prediction model based on BPNN and Mind Evolutionary Algorithm (MEA), which successfully established the mapping relationship between fish intake and environmental factors and biomass by using temperature, dissolved oxygen, weight and number of fish as input variables, avoiding the subjectivity of traditional methods. In addition, [Solpico et al.\(2022\)](#) constructed a prototype sensor suite consisting of current sensors, cameras and inertial measurement units to measure the currents around the fish cage and record fish activity. It was found that the current increases continuously when feeding starts and decreases to zero when feeding stops. However, the method needs to collect and analyze more data to better understand the relationship between changes in current and fish activities.

[Table 5](#) lists the details of studies related to the fish feeding behavior recognition and intensity quantification based on sensor technologies.

Table 5. Studies on sensor-based fish feeding behavior recognition and intensity quantification.

References	Species	Parameters	Methods	Result
<a href="#">Cubitt et al.(2008)</a>	<i>Oncorhynchus mykiss</i>	Electromyogram	SVM	A= 86.3%

Makiguchi et al.(2012)	Cyprinus carpio	Surging acceleration	-	A=92.82%
Broell et al.(2013)	Myoxocephalus polyacanthocephalus	Acceleration	Discrete parameter analysis	A=80%
Subakti et al.(2017)	Oreochromis niloticus	Acceleration caused by the water wave	-	-
Adegboye et al.(2020)	Seriola quinqueradiata, Thynnus thynnus	Acceleration + Angular velocity	MLPNN	A=100%
Wu et al.(2015)	Bidyanus bidyanus	Dissolved oxygen	ANFIS	A=97.89%
Zhao et al.(2019)	Ctenopharyngodon idellus	Dissolved oxygen + Temperature	ANFIS	NS=0.8539; RMSE= 0.0541
Chen et al.(2020)	Oncorhynchus mykiss	Water temperature + Dissolved oxygen + Weight and number of fish	MEA-BPNN	C=0.96
Solpico et al(2022)	-	Current	-	-
Ma et al.(2024)	Lateolabrax japonicus	Acceleration, angular velocity and angle caused by the water wave	TFFormer	A=91.52%

Note: MLPNN (Multilayer Perceptron Neural Network); C (Correlation Coefficient).

## 6. Application of multimodal fusion

Multimodal fusion integrates more comprehensive and accurate information from several different data sources including image, video, sound, text and sensors to support richer analysis and decision making. Multimodal fusion strategies are mainly categorized into early, intermediate and late stages (Boulahia et al., 2021), as shown in Figure 4. (1) Early fusion combines the original modalities before feature extraction. (2) Intermediate fusion allows simultaneous or gradual fusion of the modal data at different levels of abstraction hierarchy levels, and is particularly suitable for systems containing three or more modalities. (3) Late fusion trains models for each modality independently and aggregates the predictions of each model at the decision level. Currently, multimodal techniques are rapidly developing and have demonstrated significant advantages in several fields, such as medical image analysis (Steyaert et al., 2023; Duan et al., 2024), intelligent transportation systems (Nagarajan et al., 2024) and aquaculture (Li et al., 2024).

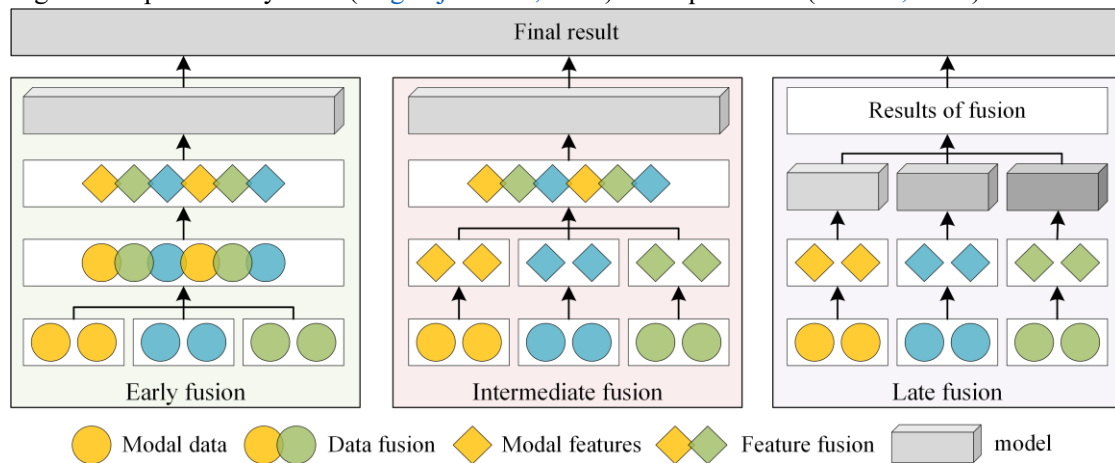


Figure 4. Structure of multimodal fusion.

Multimodal fusion has demonstrated superior performance in detecting and recognizing fish feeding behaviors, as it provides richer information compared to single-modality approaches. Qu et al.(2021) explored the correlation between feeding behavior and acoustic signals in Largemouth bass under different culture densities using an acoustic-visual synchronization method. But the video data was only used to extract information on the time points of swallowing and swimming to match with the corresponding audio time points, and not directly utilized for behavior recognition. To this end, Wang et al.(2021) proposed a Dual-stream 3D Convolutional Neural Network (DSC3D) to fully capitalize the spatiotemporal and motion information of video data, obtaining an average accuracy of 95.79% in fish feeding behavior recognition.

The spatiotemporal features in the RGB video and the motion features in the optical flow video are fused by a maximum pooling strategy. [Xu et al.\(2023\)](#) designed a multilevel integration model of acoustic and visual features to recognize the feeding and swimming behaviors of fish under complex conditions, which enhanced the interaction of intermodal feature information by fusing modal features at different stages through the designed jump connection module. Aiming at the problems such as image blurring and indistinct sounds in aquaculture environments that affect the effectiveness of multimodal fusion and complementary modalities, [Yang et al.\(2024b\)](#) introduced a multimodal interactive fusion module to achieve a more comprehensive representation of articulated features, and designed a U-shaped bilinear fusion structure to enhance complementarity in the fusion process. The constructed multimodal model, Mul-SEResNet50, achieved a 5.04 % accuracy improvement over SEResNet50 without sacrificing detection speed.

Similarly, multimodal fusion techniques can be used for the task of quantifying fish feeding intensity. [Syafalni et al.\(2024\)](#) proposed a multimodal sensor-based method for fish appetite detection, which used Residual (2+1)-Dimensional CNN (R(2+1)D-CNN) and dense network to process video and accelerometer data. [Du et al.\(2024\)](#) developed a multi-modal fusion framework called Multimodal Fusion of Fish Feeding Intensity (MFFFI). It mined the in-depth features from audio, video and acoustic data and performed better than the mainstream single-modality approach. However, this method only simply splices the features in the channel dimension and does not realize the information interaction between modalities. For this reason, [Hu et al.\(2023\)](#) added a multimodal transfer module and adaptive weights to the MulT algorithm to achieve effective fusion of feature vectors and dynamic adjustment of modal contributions, and further optimized the number of cross-modal Transformer transformers. But the information redundancy and noise present in visual and audio features still result in high computational cost. In order to reduce the computational complexity and improve the feature quality, [Yang et al.\(2023\)](#) proposed a feature compression and expansion combined with separation strategy to enhance the video and audio features, and designed Deep Modular Co-attention (DMCA) to realize the inter-modal information interaction. The constructed DMCA-UMT model shows good applicability and accuracy in quantifying fish feeding intensity. In addition, [Zheng et al.\(2024\)](#) proposed a new method to characterize fish feeding behaviors using near-infrared and depth maps, which combined the feature information of feeding dynamics, water level fluctuation and feeding audio by weighted fusion. The method not only achieves an accurate quantification of fish feeding intensity, but also strikes a balance between analysis speed and accuracy.

[Table 6](#) lists the details of studies related to the fish feeding behavior recognition and intensity quantification based on multimodal fusion techniques.

Table 6. Studies on multimodal fusion-based fish feeding behavior recognition and intensity quantification.

Applications	References	Modalities	Methods	Fusion strategy	Result
Recognition of fish feeding behavior	<a href="#">Wang et al.(2021)</a>	RGB video + Optical flow video	DSC3D	Intermediate	A=95.79%
	<a href="#">Xu et al.(2023)</a>	Image + Audio	U-FusionNet-ResNet50 + SENet	Intermediate	A=93.71%
	<a href="#">Yang et al.(2024b)</a>	Image + Audio	Mul-SEResNet50	Intermediate	A=94.25 %
	<a href="#">Hu et al.(2023)</a>	Video + Audio + Water quality parameters	Fish-MulT	Intermediate	A=95.36%
	<a href="#">Chen et al.(2022)</a>	Image + Audio	FC n-fused CNN	Intermediate	A=96.5%
Quantification of fish feeding intensity	<a href="#">Wei et al.(2023)</a>	Video + Audio	FCN-LSTM + ResNet	Late	A=99.81%
	<a href="#">Yang et al.(2023)</a>	Video + Audio + Water quality parameters	DMCA-UMT	Intermediate	mAP=75.3%
	<a href="#">Tang et al.(2024)</a>	Image + Text	Mul_Large(2+1)D	Intermediate	A=79.68%
	<a href="#">Syafalni et al.(2024)</a>	Video + Sensor	R(2+1)D-CNN	Intermediate	A=99.09%

Zheng et al.(2024)	Audio + NIR + depth map	Multi-feature weighted fusion	Late	A=97%
Du et al(2024)	Audio + Video + Image sonar	MFFFI	Intermediate	A=99.26%

## 7. Comparative analysis of different methods

At present, scholars have proposed many effective recognition and quantification methods for fish feeding behavior by using relevant techniques, but they have different advantages, disadvantages and applicable scenarios. In order to carry out the research in related fields more effectively, the advantages, disadvantages and applicable scenarios of different methods for fish feeding behavior identification and intensity quantification are compared and analyzed, as shown in Table 7.

Table 7. Comparison of methods for fish feeding behavior recognition and intensity quantification.

Methods	Related technologies	Advantages	Disadvantages	Suitable scenarios
Computer vision	Visible light	Real-time, high-precision, objective and non-invasive	Affected by light and water surface, fish shading	Large water surface aquaculture scenarios
	Infrared light	High precision and not easily affected by light	Difficulty in obtaining information in dark conditions, low accuracy	Factory farming scene
Acoustic	Hydrophone	Non-invasive, easy to perform and low cost	Vulnerable to environmental noise	Intensive farming scene
	Acoustic tag	Intuitive, unaffected by light and water quality	Vulnerable to environmental noise, intrusive	Large water surface experimental scenarios
Sensors	Biosensor	High sensitivity and less data processing	Invasive, confined to the individual	Factory experimental scene
	Water quality sensor	Real-time, non-intrusive and relatively low cost	Indirect, environmentally influenced	Small-scale high-density farming scenarios
Multimodal fusion	-	High accuracy, robustness and reliability	High volume of data processing and redundant information	Factory farming scene

As a low-cost, non-invasive and reliable analysis method, computer vision has significant performance in fish feeding behavior recognition and intensity quantification. However, it is vulnerable to environment interference when collecting optical images of fish, and the imaging quality of fish bodies in different backgrounds is different, which will affect the recognition of key features such as color, texture and shape of images. The analysis effect of image and spectral data is largely dependent on the selection and optimization of algorithms, and the anti-interference ability is insufficient in complex and diverse environments. In addition, although near-infrared imaging technology can make up for the shortcomings of visible light in light intensity to a certain extent, its application is still limited in environments with serious shortage of light or turbid water quality. Compared with computer vision, acoustic technology is not limited by light and water turbidity, and shows great application potential in the field of fish feeding behavior analysis. In acoustic monitoring, the hydrophone with high sensitivity and simple operation is often used as the signal acquisition device, which can display the monitored frequency, energy and waveform data in real time, but it is also susceptible to the interference of non-feeding sounds. Meanwhile, in high-density aquaculture environments, it is necessary to avoid the fish body hitting the hydrophone.

Although fish feeding behavior can be effectively monitored by implanting accelerometers and other motion information acquisition devices, the test results of individualized behaviors are difficult to be used as a real response to group behaviors. Moreover, with the popularization of the concept of fish welfare aquaculture, this invasive monitoring method is increasingly suitable for the requirements of modern aquaculture. Changes in water quality parameters, such as temperature and dissolved oxygen, can indirectly reflect the fish feeding situation. However, this approach is not advantageous in factory-based recirculating water culture systems where water quality parameters usually remain relatively stable. In addition, existing sensor studies are mainly aimed at distinguishing whether the fish are feeding or not, and further research is still needed for quantifying feeding intensity at a finer granularity. The latest multimodal fusion



techniques have brought new opportunities to the aquaculture field, which provide researchers with a more comprehensive and efficient way to recognize and quantify the feeding behavior of fish by integrating data from different sources. Although multimodal fusion techniques contain a lot of complementary information, they are also accompanied by a large amount of redundant information. Therefore, it is particularly important to conduct a detailed redundancy analysis and develop an effective feature fusion strategy when using multimodal fusion to analyze fish feeding behavior.

## 8. Conclusion and prospect

In recent years, researchers have conducted a lot of theoretical and applied studies on fish feeding behavior and its related problems, and many important results have been achieved. However, due to the complexity of the aquaculture environment, the variability of fish behavior and the lack of the effectiveness and accuracy of the current analytical methods, more in-depth studies are needed. Therefore, this paper gives the following possible development trends on the basis of investigating the existing hot issues of fish feeding behavior recognition and intensity quantification and summarizing the previous research.

### 1) Developing a standardized parametric quantification system for fish feeding intensity

There are some differences in the sensory organ functions and behavioral response patterns of fish under different species and culture environments, and the diversity of these biological characteristics further increases the complexity of feeding intensity quantification. Currently, scholars mainly rely on self-defined standard (such as [Table 1](#)) to delimit the intensity level of the fish feeding process, which may lead to ambiguities and inconsistencies in the quantification results, and also limit the application of these methods in different scenarios. Therefore, it is necessary to establish a widely representative and universal system for quantifying the fish feeding intensity in the future. It should synthesize specific data on internal and external factors such as fish species, weight, water temperature and baiting amount to achieve hierarchical quantification of intensity, rather than describing feeding intensity only from the perspective of behavioral state changes. This system should integrate the specific data of internal and external factors such as species, weight, water temperature and feeding amount to achieve the grading of intensity, rather than only describing the feeding intensity from the perspective of changes in behavioral states. The fish feeding intensity quantification system constructed through parameterization will be more objective and generalized, and can enhance the applicability of related research in different culture scenarios.

### 2) Enhancing the application of multimodal fusion technology in fish feeding behavior recognition and intensity quantification

Different modalities often face limitations under specific conditions, such as visual images may be blurred due to insufficient light; acoustic signals are not affected by light but are easily interfered by noise; and water quality parameters are affected by environmental factors. These limitations make it difficult for a single modality to comprehensively and accurately capture the complex features of fish feeding behavior, which leads to limited recognition accuracy and poor portability of the model. In contrast, the multimodal fusion technology can compensate for the shortcomings of a single modality by integrating the feature information of different modalities, and improve the accuracy and robustness of fish behavior analysis. Although multimodal fusion technology has been proposed for many years, its application in fish feeding behavior recognition and intensity quantification is relatively late, and the related research is still in the beginning stage. Therefore, it is necessary to strengthen the research on multimodal fusion technology in the future. By deeply exploring the correlation and complementarity between different modalities, we can achieve high-precision behavior recognition and quantification.

### 3) Balancing the relationship between computational speed and accuracy of deep learning

Deep learning shows better adaptability and higher accuracy in various task scenarios of fish monitoring. However, the realization of this advantage is often accompanied by more parameters and computational resources, which leads to slower model training and inference. Current studies generally tend to increase model complexity in exchange for further improvement in accuracy, but they face challenges in practical applications. Especially in the aquaculture field, real-time monitoring of fish feeding behavior is the key to optimizing farming strategies. If the computational efficiency of the deep learning model is low, it will be difficult to meet the real-time requirements, which will have a negative impact on aquaculture management and fish health. Therefore, how to balance the relationship between the computational speed and accuracy of deep learning remains a key concern.

#### 4) Focus on intelligent equipment research for fish feeding behavior analysis techniques

Advanced technologies and methods such as computer vision, acoustics, sensors, multimodal fusion and deep learning have shown great potential at the theoretical level, and have achieved preliminary results in laboratory environments. However, the application of these techniques in aquaculture practice is still limited. Therefore, it is necessary to further strengthen the research on related intelligent equipment in the future to realize the application of these technologies in real aquaculture environments. Research should be focused on the development of intelligent monitoring systems capable of real-time monitoring of fish feeding, swimming and aggregation behaviors. Meanwhile, based on the analysis results of fish feeding behavior, an intelligent feeding system should be designed, which can automatically adjust the amount, time and frequency of feeding to adapt the specific needs of different aquaculture environments and fish species. In addition, an intelligent aquaculture environment control system can be developed to achieve automatic adjustment of key environmental factors, such as water quality, temperature and light, which can help optimize the aquaculture conditions.

### **Author contributions**

Shulong Zhang: Conceptualization, Investigation, Visualization, Writing – original draft, Writing – review & editing. Daoliang Li: Methodology, Supervision, Writing – review & editing, Conceptualization. Jiayin Zhao: Writing – review & editing, Visualization. Mingyuan Yao: Writing – review & editing, Methodology. Yingyi Chen: Writing – review & editing, Methodology. Yukang Huo: Writing – review & editing, Methodology. Xiao Liu: Writing – review & editing, Methodology. Haihua Wang: Methodology, Funding acquisition, Supervision, Writing – review & editing.

### **Acknowledgments**

This work was supported by the research and development of key technologies and equipment of fish vegetable symbiosis intelligent factory (CSTB2022TIAD-ZXX0053).

### **Conflict of interest statement**

The authors declare that there are no conflicts of interest.

### **References**

- Adegboye, M. A., Aibinu, A. M., Kolo, J. G., Aliyu, I., Folorunso, T. A., & Lee, S. H. (2020). Incorporating intelligence in fish feeding system for dispensing feed based on fish feeding intensity. *IEEE Access*, 8, 91948-91960. <https://doi.org/10.1109/ACCESS.2020.2994442>.
- Aisuwarya, R., & Suhendra, E. F. (2018, October). Development of automatic fish feeding system based on gasping behavior. In *2018 International Conference on Information Technology Systems and Innovation (ICITSI)* (pp. 470-473). IEEE. <https://doi.org/10.1109/ICITSI.2018.8696050>.
- Assan, D., Huang, Y., Mustapha, U. F., Addah, M. N., Li, G., & Chen, H. (2021). Fish feed intake, feeding behavior, and the physiological response of apelin to fasting and refeeding. *Frontiers in Endocrinology*, 12, 798903. <https://doi.org/10.3389/fendo.2021.798903>.

- Besson, M., Salis, P., Laudet, V., & Lecchini, D. (2018). Complete and rapid reversal of the body color pattern in juveniles of the convict surgeonfish *Acanthurus triostegus* at Moorea Island (French Polynesia). *Coral Reefs*, 37, 31-35. <https://doi.org/10.1007/s00338-017-1631-4>.
- Bi, L., Huang, P., Huang, T., Liang, Z., Guo, D., & Zheng, J. (2024). Research on feeding behaviour of fish by using spatial and temporal features of depth images. *International Journal of Bio-Inspired Computation*, 23(2), 125-134. <https://doi.org/10.1504/IJBIC.2024.136724>.
- Bies, L., Guruprasad, S. M., Ingale, M., & Werth, D. (2023, November). Acoustic signal processing using deep learning for intelligent feed monitoring of *dicentrarchus labrax*. In 2023 17th International Conference on Signal-Image Technology & Internet-Based Systems (SITIS) (pp. 145-152). IEEE. <https://doi.org/10.1109/SITIS61268.2023.00030>.
- Boulahia, S. Y., Amamra, A., Madi, M. R., & Daikh, S. (2021). Early, intermediate and late fusion strategies for robust deep learning-based multimodal action recognition. *Machine Vision and Applications*, 32(6), 121. <https://doi.org/10.1007/s00138-021-01249-8>.
- Boyd, C. E., McNevin, A. A., & Davis, R. P. (2022). The contribution of fisheries and aquaculture to the global protein supply. *Food Security*, 14(3), 805-827. <https://doi.org/10.1007/s12571-021-01246-9>.
- Brijs, J., Føre, M., Gräns, A., Clark, T. D., Axelsson, M., & Johansen, J. L. (2021). Bio-sensing technologies in aquaculture: how remote monitoring can bring us closer to our farm animals. *Philosophical Transactions of the Royal Society B*, 376(1830), 20200218. <https://doi.org/10.1098/rstb.2020.0218>.
- Broell, F., Noda, T., Wright, S., Domenici, P., Steffensen, J. F., Auclair, J. P., & Taggart, C. T. (2013). Accelerometer tags: detecting and identifying activities in fish and the effect of sampling frequency. *Journal of Experimental Biology*, 216(7), 1255-1264. <https://doi.org/10.1242/jeb.077396>.
- Cai, K., Yang, Z., Gao, T., Liang, M., Liu, P., Zhou, S., ... & Liu, Y. (2024). Efficient recognition of fish feeding behavior: A novel two-stage framework pioneering intelligent aquaculture strategies. *Computers and Electronics in Agriculture*, 224, 109129. <https://doi.org/10.1016/j.compag.2024.109129>.
- Cao, X., Liu, H., Qi, R., Zhang, C., & Liu, S. (2021). Acoustic characteristics of the feeding pellets for *Micropterus salmoides* in circulating aquaculture. *Transactions of the Chinese Society of Agricultural Engineering*, 37(20), 219-225. <https://doi.org/10.11975/j.issn.1002-6819.2021.20.025>.
- Cao, Y., Liu, S., Wang, M., Liu, W., Liu, T., Cao, L., ... & Xu, L. (2023). A hybrid method for identifying the feeding behavior of tilapia. *IEEE Access*. <https://doi.org/10.1109/ACCESS.2023.3280559>.
- Chen, C., Du, G., Zhou, C., & Sun, C. (2017). Evaluation of feeding activity of shoal based on image texture. *Transactions of the Chinese Society of Agricultural Engineering*, 33(05), 232-237. <https://doi.org/10.11975/j.issn.1002-6819.2017.05.034>.
- Chen, L., Yang, X., Sun, C., Wang, Y., Xu, D., & Zhou, C. (2020). Feed intake prediction model for group fish using the MEA-BP neural network in intensive aquaculture. *Information Processing in Agriculture*, 7(2), 261-271. <https://doi.org/10.1016/j.inpa.2019.09.001>.
- Chen, L. (2022). Research on the detection and recognition methods of fish feeding activity based on multimodal fusion. Xiamen University. <https://doi.org/10.27424/d.cnki.gxmd.2022.001144>.
- Chen, M., Zhang, C., Feng, G., Chen, X., Chen, G., & Wang, D. (2020). Intensity assessment method of fish feeding activities based on feature weighted fusion. *Transactions of the Chinese Society for Agricultural Machinery*, 51(02), 245-253. <https://doi.org/10.6041/j.issn.1000-1298.2020.02.027>.
- Chen, Y., Feng, D., Gui, F., & Qu, X. (2021). Discrimination of the feeding status of recirculating aquaculture fish via machine vision and reflective corrugated Fourier spectrum. *Transactions of the Chinese Society of Agricultural Engineering*, 37(14), 155-162. <https://doi.org/10.11975/j.issn.1002-6819.2021.14.017>.
- Clark, T. D., Farwell, C. J., Rodriguez, L. E., Brandt, W. T., & Block, B. A. (2013). Heart rate responses to temperature in free-swimming Pacific bluefin tuna (*Thunnus orientalis*). *Journal of Experimental Biology*, 216(17), 3208-3214. <https://doi.org/10.1242/jeb.086546>.

- Cubitt, K. F., Williams, H. T., Rowsell, D., McFarlane, W. J., Gosine, R. G., Butterworth, K. G., & McKinley, R. S. (2008). Development of an intelligent reasoning system to distinguish hunger states in Rainbow trout (*Oncorhynchus mykiss*). *Computers and Electronics in Agriculture*, 62(1), 29-34. <https://doi.org/10.1016/j.compag.2007.08.010>.
- Cui, M., Liu, X., Zhao, J., Sun, J., Lian, G., Chen, T., ... & Wang, W. (2022, August). Fish feeding intensity assessment in aquaculture: A new audio dataset AFFIA3K and a deep learning algorithm. In 2022 IEEE 32nd International Workshop on Machine Learning for Signal Processing (MLSP) (pp. 1-6). IEEE. <https://doi.org/10.1109/MLSP55214.2022.9943405>.
- Du, Z., Cui, M., Wang, Q., Liu, X., Xu, X., Bai, Z., ... & Li, D. (2023). Feeding intensity assessment of aquaculture fish using Mel Spectrogram and deep learning algorithms. *Aquacultural Engineering*, 102, 102345. <https://doi.org/10.1016/j.aquaeng.2023.102345>.
- Du, Z., Xu, X., Bai, Z., Liu, X., Hu, Y., Li, W., ... & Li, D. (2023). Feature fusion strategy and improved GhostNet for accurate recognition of fish feeding behavior. *Computers and Electronics in Agriculture*, 214, 108310. <https://doi.org/10.1016/j.compag.2023.108310>.
- Du, Z., Cui, M., Xu, X., Bai, Z., Han, J., Li, W., ... & Li, D. (2024). Harnessing multimodal data fusion to advance accurate identification of fish feeding intensity. *Biosystems Engineering*, 246, 135-149. <https://doi.org/10.1016/j.biosystemseng.2024.08.001>.
- Duan, J., Xiong, J., Li, Y., & Ding, W. (2024). Deep learning based multimodal biomedical data fusion: An overview and comparative review. *Information Fusion*, 102536. <https://doi.org/10.1016/j.inffus.2024.102536>.
- FAO. (2024). The state of world fisheries and aquaculture 2024 – Blue transformation in action. Rome. <https://doi.org/10.4060/cd0683en>.
- Feng, S., Yang, X., Liu, Y., Zhao, Z., Liu, J., Yan, Y., & Zhou, C. (2022). Fish feeding intensity quantification using machine vision and a lightweight 3D ResNet-GloRe network. *Aquacultural Engineering*, 98, 102244. <https://doi.org/10.1016/j.aquaeng.2022.102244>.
- Feng, G., Kan, X., & Chen, M. (2024). A multi-step image pre-enhancement strategy for a fish feeding behavior analysis using efficientnet. *Applied Sciences*, 14(12), 5099. <https://doi.org/10.3390/app14125099>.
- Føre, M., Alfredsen, J. A., & Gronningsater, A. (2011). Development of two telemetry-based systems for monitoring the feeding behaviour of Atlantic salmon (*Salmo salar* L.) in aquaculture sea-cages. *Computers and Electronics in Agriculture*, 76(2), 240-251. <https://doi.org/10.1016/j.compag.2011.02.003>.
- Garlock, T., Asche, F., Anderson, J., Bjørndal, T., Kumar, G., Lorenzen, K., Ropicki, A., Smith, M. D., & Tveterås, R. (2020). A global blue revolution: aquaculture growth across regions, species, and countries. *Reviews in Fisheries Science & Aquaculture*, 28(1), 107-116. <https://doi.org/10.1080/23308249.2019.1678111>.
- Gutha, R., Yarrappagaari, S., Thopireddy, L., Reddy, K. S., & Saddala, R. R. (2018). Effect of abiotic and biotic stress factors analysis using machine learning methods in zebrafish. *Comparative Biochemistry and Physiology Part D: Genomics and Proteomics*, 25, 62-72. <https://doi.org/10.1016/j.cbd.2017.10.005>.
- Helberg, G. A., Anichini, M., Kolarevic, J., Sæther, B. S., & Noble, C. (2024). Soundscape characteristics of RAS tanks holding Atlantic salmon (*Salmo salar*) during feeding and feed withdrawal. *Aquaculture*, 593, 741325. <https://doi.org/10.1016/j.aquaculture.2024.741325>.
- Hu, L., Wei, Y., Zheng, D., & Chen, J. (2015). Research on intelligent bait casting method based on machine vision technology. *Journal of Tropical Oceanography*, 34(04), 90-95. <https://doi.org/10.3969/j.issn.1009-5470.2015.04.013>.
- Hu, W. C., Chen, L. B., Huang, B. K., & Lin, H. M. (2022). A computer vision-based intelligent fish feeding system using deep learning techniques for aquaculture. *IEEE Sensors Journal*, 22(7), 7185-7194. <https://doi.org/10.1109/JSEN.2022.3151777>.
- Hu, X., Zhu, W., Yang, X., Wang, D., Pan, L., Zeng, Y., & Zhou, C. (2023). Identification of feeding intensity in recirculating aquaculture fish using water quality-sound-vision fusion. *Transactions of the Chinese Society of Agricultural Engineering*, 39(10), 141-150. <https://doi.org/10.11975/j.issn.1002-6819.202302041>.

- Huang, Y. P., & Vadloori, S. (2024). Optimizing fish feeding with FFAUNet segmentation and adaptive fuzzy inference system. *Processes*, 12(8), 1580. <https://doi.org/10.3390/pr12081580>.
- Huang, Z., He, J., & Song, X. (2022). Recognition and quantification of fish feeding behavior based on motion feature of fish body and image texture. *Periodical of Ocean University of China*, 52(01), 32-41. <https://doi.org/10.16441/j.cnki.hdxh.20210050>.
- Iqbal, U., Li, D., Du, Z., Akhter, M., Mushtaq, Z., Qureshi, M. F., & Rehman, H. A. U. (2024). Augmenting aquaculture efficiency through involucional neural networks and self-attention for oplegnathus punctatus feeding intensity classification from log mel spectrograms. *Animals*, 14(11), 1690. <https://doi.org/10.3390/ani14111690>.
- Kasumyan, A. O. (2009). Acoustic signaling in fish. *Journal of Ichthyology*, 49, 963-1020. <https://doi.org/10.1134/S0032945209110010>.
- Kolarevic, J., Aas-Hansen, Ø., Espmark, Å., Baeverfjord, G., Terjesen, B. F., & Damsgård, B. (2016). The use of acoustic acceleration transmitter tags for monitoring of Atlantic salmon swimming activity in recirculating aquaculture systems (RAS). *Aquacultural Engineering*, 72, 30-39. <https://doi.org/10.1016/j.aquaeng.2016.03.002>.
- Kong, Q., Du, R., Duan, Q., Zhang, Y., Chen, Y., Li, D., ... & Liu, C. (2022). A recurrent network based on active learning for the assessment of fish feeding status. *Computers and Electronics in Agriculture*, 198, 106979. <https://doi.org/10.1016/j.compag.2022.106979>.
- Kong, H., Wu, J., Liang, X., Xie, Y., Qu, B., & Yu, H. (2024). Conceptual Validation of High-Precision Fish Feeding Behavior Recognition Using Semantic Segmentation and Real-Time Temporal Variance Analysis for Aquaculture. *Biomimetics*, 9(12), 730. <https://doi.org/10.3390/biomimetics9120730>.
- Lagardère, J. P., & Mallekh, R. (2000). Feeding sounds of turbot (*Scophthalmus maximus*) and their potential use in the control of food supply in aquaculture: I. Spectrum analysis of the feeding sounds. *Aquaculture*, 189(3-4), 251-258. [https://doi.org/10.1016/S0044-8486\(00\)00375-6](https://doi.org/10.1016/S0044-8486(00)00375-6).
- LeCun, Y., Bengio, Y., & Hinton, G. (2015). Deep learning. *nature*, 521(7553), 436-444. <https://doi.org/10.1038/nature14539>.
- Lennox, R. J., Nilsen, C. I., Nash, A., Hanssen, E. M., Johannesen, H. L., Berhe, S., ... & Wiik Vollset, K. (2021). Laboratory and field experimental validation of two different predation sensors for instrumenting acoustic transmitters in fisheries research. *Fisheries*, 46(11), 565-573. <https://doi.org/10.1002/fsh.10669>.
- Li, D., Du, Z., Wang, Q., Wang, J., & Du, L. (2024). Recent advances in acoustic technology for aquaculture: A review. *Reviews in Aquaculture*, 16(1), 357-381. <https://doi.org/10.1111/raq.12842>.
- Li, D., Wang, G., Du, L., Zheng, Y., & Wang, Z. (2022). Recent advances in intelligent recognition methods for fish stress behavior. *Aquacultural Engineering*, 96, 102222. <https://doi.org/10.1016/j.aquaeng.2021.102222>.
- Li, D., Wang, Z., Wu, S., Miao, Z., Du, L., & Duan, Y. (2020). Automatic recognition methods of fish feeding behavior in aquaculture: A review. *Aquaculture*, 528, 735508. <https://doi.org/10.1016/j.aquaculture.2020.735508>.
- Li, D., Xu, L., & Liu, H. (2017). Detection of uneaten fish food pellets in underwater images for aquaculture. *Aquacultural Engineering*, 78, 85-94. <https://doi.org/10.1016/j.aquaeng.2017.05.001>.
- Li, K., Jiang, X., Xu, Z., & Lin, X. (2023). Evaluation on feeding intensity of aquaculture eel(*anguilla*)by double-flow residual convolution neural network. *Oceanologia et Limnologia Sinica*, 54(04), 1207-1216. <https://doi.org/10.11693/hyh20221100291>.
- Li, W., Du, Z., Xu, X., Bai, Z., Han, J., Cui, M., & Li, D. (2024). A review of aquaculture: From single modality analysis to multimodality fusion. *Computers and Electronics in Agriculture*, 226, 109367. <https://doi.org/10.1016/j.compag.2024.109367>.
- Liu, J., Becerra, A. T., Bienvenido-Barcelona, J. F., Yang, X., Zhao, Z., & Zhou, C. (2024). CFFI-Vit: Enhanced vision transformer for the accurate classification of fish feeding intensity in aquaculture. *Journal of Marine Science and Engineering*, 12(7), 1132. <https://doi.org/10.3390/jmse12071132>.
- Liu, S., Liu, S., Qi, R., Zheng, H., Zhang, J., Qian, C., & Liu, H. (2024). Recognition of feeding sounds of large-mouth black bass based on low-dimensional acoustic features. *Frontiers in Marine Science*, 11, 1437173. <https://doi.org/10.3389/>



[fmars.2024.1437173](https://doi.org/10.3390/fmars20241437173).

- Ma, P., Yang, X., Hu, W., Fu, T., & Zhou, C. (2024). Fish feeding behavior recognition using time-domain and frequency-domain signals fusion from six-axis inertial sensors. *Computers and Electronics in Agriculture*, 227, 109652. <https://doi.org/10.1016/j.compag.2024.109652>.
- Macaulay, G., Warren-Myers, F., Barrett, L. T., Oppedal, F., Føre, M., & Dempster, T. (2021). Tag use to monitor fish behaviour in aquaculture: a review of benefits, problems and solutions. *Reviews in Aquaculture*, 13(3), 1565-1582. <https://doi.org/10.1111/raq.12534>.
- MacGregor, H. E., Herbert-Read, J. E., & Ioannou, C. C. (2020). Information can explain the dynamics of group order in animal collective behaviour. *Nature Communications*, 11(1), 2737. <https://doi.org/10.1038/s41467-020-16578-x>.
- Makiguchi, Y., Sugie, Y., Kojima, T., & Naito, Y. (2012). Detection of feeding behaviour in common carp *Cyprinus carpio* by using an acceleration data logger to identify mandibular movement. *Journal of Fish Biology*, 80(6), 2345-2356. <https://doi.org/10.1111/j.1095-8649.2012.03293.x>.
- Mallekh, R., Lagardere, J. P., Eneau, J. P., & Cloutour, C. (2003). An acoustic detector of turbot feeding activity. *Aquaculture*, 221(1-4), 481-489. [https://doi.org/10.1016/S0044-8486\(03\)00074-7](https://doi.org/10.1016/S0044-8486(03)00074-7).
- Måløy, H., Aamodt, A., & Misimi, E. (2019). A spatio-temporal recurrent network for salmon feeding action recognition from underwater videos in aquaculture. *Computers and Electronics in Agriculture*, 167, 105087. <https://doi.org/10.1016/j.compag.2019.105087>.
- Martins, C. I., Galhardo, L., Noble, C., Damsgård, B., Spedicato, M. T., Zupa, W., ... & Kristiansen, T. (2012). Behavioural indicators of welfare in farmed fish. *Fish Physiology and Biochemistry*, 38, 17-41. <https://doi.org/10.1007/s10695-011-9518-8>.
- Mei, S., Chen, Y., Qin, H., Yu, H., Li, D., Sun, B., ... & Liu, Y. (2022). A method based on knowledge distillation for fish school stress state recognition in intensive aquaculture. *CMES-Computer Modeling in Engineering & Sciences*, 131(3). <https://doi.org/10.32604/cmes.2022.019378>.
- Nagarajan, S. M., Devarajan, G. G., Ramana, T. V., Bashir, A. K., & Al-Otaibi, Y. D. (2024). Adversarial deep learning based Dampster-Shafer data fusion model for intelligent transportation system. *Information Fusion*, 102, 102050. <https://doi.org/10.1016/j.inffus.2023.102050>.
- Naylor, R., Fang, S., Fanzo, J. (2023). A global view of aquaculture policy. *Food Policy*, 116, 102422. <https://doi.org/10.1016/j.foodpol.2023.102422>.
- Ni, W., Wei, D., Peng, Z., Ma, Z., Zhu, S., Tang, R., ... & Ye, Z. (2024). An appetite assessment method for fish in outdoor ponds with anti-shadow disturbance. *Computers and Electronics in Agriculture*, 221, 108940. <https://doi.org/10.1016/j.compag.2024.108940>.
- Qi, R., Liu, H., & Liu, S. (2023). Effects of different culture densities on the acoustic characteristics of micropterus salmoide feeding. *Fishes*, 8(3), 126. <https://doi.org/10.3390/fishes8030126>.
- Qu, R., Liu, H., Liu, J., & Zhang, J. (2021). Acoustic signal characteristics of Largemouth bass in feeding process and the effects of breeding density. *Fishery Modernization*, 48(06), 55-63. <https://doi.org/10.3969/j.issn.1007-9580.2021.06.008>.
- Remen, M., Sievers, M., Torgersen, T., & Oppedal, F. (2016). The oxygen threshold for maximal feed intake of Atlantic salmon post-smolts is highly temperature-dependent. *Aquaculture*, 464, 582-592. <https://doi.org/10.1016/j.aquaculture.2016.07.037>.
- Ruiz, N., García-Meilán, I., Khansari, A. R., Teles, M., Pastor, J., & Tort, L. (2024). Repeated hypoxic episodes allow hematological and physiological habituation in rainbow trout. *Frontiers in Physiology*, 15, 1289903. <https://doi.org/10.3389/fphys.2024.1289903>.
- Solpico, D. B., Nishida, Y., & Ishii, K. (2022). Digital transformation of feeding control knowledge in marine aquaculture using current sensors. *Journal of Robotics, Networking and Artificial Life*, 9(2), 143-153. [https://doi.org/10.57417/jrnal.9.2\\_143](https://doi.org/10.57417/jrnal.9.2_143).

- Steyaert, S., Pizurica, M., Nagaraj, D., Khandelwal, P., Hernandez-Boussard, T., Gentles, A. J., & Gevaert, O. (2023). Multimodal data fusion for cancer biomarker discovery with deep learning. *Nature Machine Intelligence*, 5(4), 351-362. <https://doi.org/10.1038/s42256-023-00633-5>.
- Subakti, A., Khotimah, Z. F., & Darozat, F. M. (2017). Preliminary study of acceleration based sensor to record Nile tilapia (*Oreochromis niloticus*) feeding behavior at water surface. *Journal of Physics: Conference Series*, 795(1), 012060. <https://doi.org/10.1088/1742-6596/795/1/012060>.
- Sun, L., Wang, X., Wang, B., Wang, J., & Meng, X. (2022). Identification method of fish satiation level based on ResNet-CA. *Transactions of the Chinese Society for Agricultural Machinery*, 53(S2), 219-225+277. <https://doi.org/10.6041/i.issn.1000-1298.2022.S2.025>.
- Syafalni, I., D'sky, A., Sutisna, N., & Adiono, T. (2024). A comprehensive design of hybrid R(2+ 1)D-CNN and dense network with multi-modal sensor for fish appetite detection. *IEEE Access*. <https://doi.org/10.1109/ACCESS.2024.3478831>.
- Tang, C., Xu, L., & Liu, S. (2021). Fine-grained classification algorithm of fish feeding state based on optical flow method. *Transactions of the Chinese Society of Agricultural Engineering*, 37(09), 238-244. <https://doi.org/10.11975/j.issn.1002-6819.2021.09.027>.
- Tang, X. (2024). Research on fish activity recognition model based on deep learning. Dalian Ocean University. <https://doi.org/10.27821/d.cnki.gdlhy.2024.000150>.
- Tanoue, H., Komatsu, T., Tsujino, T., Suzuki, I., Watanabe, M., Goto, H., & Miyazaki, N. (2012). Feeding events of Japanese late Lates japonicus detected by a high-speed video camera and three-axis micro-acceleration data-logger. *Fisheries science*, 78, 533-538. <https://doi.org/10.1007/s12562-012-0470-z>.
- Ubina, N., Cheng, S. C., Chang, C. C., & Chen, H. Y. (2021). Evaluating fish feeding intensity in aquaculture with convolutional neural networks. *Aquacultural Engineering*, 94, 102178. <https://doi.org/10.1016/j.aquaeng.2021.102178>.
- Wang, D., Yang, X., Pan, L., Zhu, W., Jiao, D., & Zhou, C. (2023). Temporal detection for fish feeding action based on improved boundary matching network. *Fishery Modernization*, 50(6), 49-59. <https://doi.org/10.3969/j.issn.1007-9580.2023.06.007>.
- Wang, G., Muhammad, A., Liu, C., Du, L., & Li, D. (2021). Automatic recognition of fish behavior with a fusion of RGB and optical flow data based on deep learning. *Animals*, 11(10), 2774. <https://doi.org/10.3390/ani11102774>.
- Wang, H., Chen, Y., Chai, Y., Ling, Xu, L., & Yu, H. (2023). Image segmentation method combined with vovnetv2 and shuffle attention mechanism for fish feeding in aquaculture. *Smart Agriculture*, 5(4), 137-149. <https://doi.org/10.12133/j.smartag.SA202310003>.
- Wang, Y., Yu, X., Liu, J., An, D., & Wei, Y. (2022). Dynamic feeding method for aquaculture fish using multi-task neural network. *Aquaculture*, 551, 737913. <https://doi.org/10.1016/j.aquaculture.2022.737913>.
- Wang, Y., Yu, X., Liu, J., Zhao, R., Zhang, L., An, D., & Wei, Y. (2023). Research on quantitative method of fish feeding activity with semi-supervised based on appearance-motion representation. *Biosystems Engineering*, 230, 409-423. <https://doi.org/10.1016/j.biosystemseng.2023.04.011>.
- Wei, D. (2023). Study on the photoacoustic coupling-based assessment model of feeding desire for *Micropterus salmoides*. Zhengjiang University. <https://doi.org/10.27461/d.cnki.gzjdx.2023.002691>.
- Wei, D., Bao, E., Wen, Y., Zhu, S., Ye, Z., & Zhao, J. (2021). Behavioral spatial-temporal characteristics-based appetite assessment for fish school in recirculating aquaculture systems. *Aquaculture*, 545, 737215. <https://doi.org/10.1016/j.aquaculture.2021.737215>.
- Wei, D., Ji, B., Li, H., Zhu, S., Ye, Z., & Zhao, J. (2022). Modified kinetic energy feature-based graph convolutional network for fish appetite grading using time-limited data in aquaculture. *Frontiers in Marine Science*, 9, 1021688. <https://doi.org/10.3389/fmars.2022.1021688>.
- Wu, T. H., Huang, Y. I., & Chen, J. M. (2015). Development of an adaptive neural-based fuzzy inference system for feeding decision-making assessment in silver perch (*Bidyanus bidyanus*) culture. *Aquacultural Engineering*, 66, 41-51. <https://doi.org/10.1016/j.aquaeng.2015.02.001>.

- Wu, Y., Wang, X., Shi, Y., Wang, Y., Qian, D., & Jiang, Y. (2024). Fish feeding intensity assessment method using deep learning-based analysis of feeding splashes. *Computers and Electronics in Agriculture*, 221, 108995. <https://doi.org/10.1016/j.compag.2024.108995>.
- Xu, J., Yu, H., Li, H., Cheng, S., Zheng, G., Gu, L., ... & Yin, L. (2022). Fish behavior recognition based on mfcc and resnet. *Journal of Marine Information Technology and Application*, 37(01), 21-27. <https://doi.org/10.3969/j.issn.1005-1724.2022.01.003>.
- Xu, J., Yu, H., Zhang, P., Gu, L., Li, H., Zheng, G., ... & Yin, L. (2023). A fish behavior recognition model based on multi-level fusion of sound and vision U-fusionNet-ResNet50+SENet. *Journal of Dalian Fisheries University*, 38(02), 348-356. <https://doi.org/10.16535/j.cnki.dlhyxb.2022-307>.
- Xu, L., Huang, X., & Liu, S. (2022). Recognition of fish feeding intensity based on improved LRCN. *Transactions of the Chinese Society for Agricultural Machinery*, 53(10), 236-241. <https://doi.org/10.6041/j.issn.1000-1298.2022.10.025>.
- Xu, L., Huang, Z., Long, W., Jiang, L., & Tong, X. (2024). Classification model of fish feeding behavior based on improved MobileViT. *Transactions of the Chinese Society for Agricultural Machinery*. <http://kns.cnki.net/kcms/detail/11.1964.s.20240827.1429.008.html>.
- Yang, C., Yang, X., Zhu, K., & Zhou, Chao. (2023). Fish feeding behavior recognition using adaptive dmca-umt algorithm. *Journal of Beijing Institute of Technology*, 32(03), 285-297. <https://doi.org/10.15918/j.jbit1004-0579.2023.008>.
- Yang, L., Chen, Y., Shen, T., Yu, H., & Li, D. (2023). A BlendMask-VoVNetV2 method for quantifying fish school feeding behavior in industrial aquaculture. *Computers and Electronics in Agriculture*, 211, 108005. <https://doi.org/10.1016/j.compag.2023.108005>.
- Yang, L., Yu, H., Cheng, Y., Mei, S., Duan, Y., Li, D., & Chen, Y. (2021). A dual attention network based on efficientNet-B2 for short-term fish school feeding behavior analysis in aquaculture. *Computers and Electronics in Agriculture*, 187, 106316. <https://doi.org/10.1016/j.compag.2021.106316>.
- Yang, P., Liu, Q., & Li, Z. (2023). A high-precision classification method for fish feeding behavior analysis based on improved RepVGG. *Journal of Nonlinear and Convex Analysis*, 25(4), 1155-1165. <https://doi.org/10.20944/preprints202309.1041.v1>.
- Yang, Y., Yu, H., Yang, Z., Tu, W., Zhang, X., & Lin, Y. (2024). Fish behavior recognition based on Mel spectrogram and improved SEResNet. *Fishery Modernization*, 51(01), 56-63. <https://doi.org/10.3969/j.issn.1007-9580.2024.01.007>.
- Yang, Y., Yu, H., Zhang, X., Zhang, P., Tu, W., & Gu, L. (2024). Fish behavior recognition based on an audio-visual multimodal interactive fusion network. *Aquacultural Engineering*, 107, 102471. <https://doi.org/10.1016/j.aquaeng.2024.102471>.
- Yu, X., Wang, Y., An, D., & Wei, Y. (2021). Identification methodology of special behaviors for fish school based on spatial behavior characteristics. *Computers and Electronics in Agriculture*, 185, 106169. <https://doi.org/10.1016/j.compag.2021.106169>.
- Zeng, Y., Yang, X., Pan, L., Zhu, W., Wang, D., Zhao, Z., ... & Zhou, C. (2023). Fish school feeding behavior quantification using acoustic signal and improved Swin Transformer. *Computers and Electronics in Agriculture*, 204, 107580. <https://doi.org/10.1016/j.compag.2022.107580>.
- Zhang, C., Chen, M., Feng, G., Guo, Q., Zhou, X. Shi, G., & Chen, G. (2019). Detection method of fish feeding behavior based on the multi-feature fusion and the machine learning. *Journal of Hunan Agricultural University (Natural Sciences)*, 45(01), 97-102. <https://doi.org/10.13331/j.cnki.jhau.2019.01.017>.
- Zhang, J., Xu, L., & Liu, S. (2020). Classification of Atlantic salmon feeding behavior based on underwater machine vision. *Transactions of the Chinese Society of Agricultural Engineering*, 36(13), 158-164. <https://doi.org/10.11975/j.issn.1002-6819.2020.13.019>.
- Zhang, K., Ye, Z., Qi, M., Cai, W., Saraiva, J. L., Wen, Y., ... & Zhao, J. (2024). Water quality impact on fish behavior: A review from an aquaculture perspective. *Reviews in Aquaculture*. <https://doi.org/10.1111/raq.12985>.
- Zhang, L., Liu, Z., Zheng, Y., & Li, B. (2024). Feeding intensity identification method for pond fish school using dual-label

- and MobileViT-SENet. *Biosystems Engineering*, 241, 113-128. <https://doi.org/10.1016/j.biosystemseng.2024.03.010>.
- Zhang, L., Wang, J., Li, B., Liu, Y., Zhang, H., Duan, Q. (2022). A MobileNetV2-SENet-based method for identifying fish school feeding behavior. *Aquacultural Engineering*, 99, 102288. <https://doi.org/10.1016/j.aquaeng.2022.102288>.
- Zhang, Y., Xu, C., Du, R., Kong, Q., Li, D., & Liu, C. (2023). MSIF-MobileNetV3: An improved MobileNetV3 based on multi-scale information fusion for fish feeding behavior analysis. *Aquacultural Engineering*, 102, 102338. <https://doi.org/10.1016/j.aquaeng.2023.102338>.
- Zhang, Z., Shen, Y., & Zhang, Z. (2024). Recognition of feeding behavior of fish based on motion feature extraction and 2D convolution. *Transactions of the Chinese Society for Agricultural Machinery*, 55(06), 246-253. <https://doi.org/10.6041/j.issn.1000-1298.2024.06.026>.
- Zhao, H., Cui, H., Qu, K., Zhu, J., Li, H., Cui, Z., & Wu, Y. (2024). A fish appetite assessment method based on improved ByteTrack and spatiotemporal graph convolutional network. *Biosystems Engineering*, 240, 46-55. <https://doi.org/10.1016/j.biosystemseng.2024.02.011>.
- Zhao, J., Bao, W. J., Zhang, F. D., Ye, Z. Y., Liu, Y., Shen, M. W., & Zhu, S. M. (2017). Assessing appetite of the swimming fish based on spontaneous collective behaviors in a recirculating aquaculture system. *Aquacultural Engineering*, 78, 196-204. <https://doi.org/10.1016/j.aquaeng.2017.07.008>.
- Zhao, J., Jiang, C., Chen, J., & Li, H. (2024). Quantitative study on the feeding behavior of *Larimichthys crocea* in live waters. *Marine Sciences*, 48(05), 81-88. <https://doi.org/10.11759/hyxx20230812002>.
- Zhao, J., Zhu, S., Ye, Z., Liu, Y., Li, Y., & Lu, H. (2016). Assessing method for feeding activity of swimming fishes in RAS. *Transactions of the Chinese Society for Agricultural Machinery*, 47(08), 288-293. <https://doi.org/10.6041/j.issn.1000-1298.2016.08.038>.
- Zhao, S., Ding, W., Zhao, S., & Gu, J. (2019). Adaptive neural fuzzy inference system for feeding decision-making of grass carp (*Ctenopharyngodon idellus*) in outdoor intensive culturing ponds. *Aquaculture*, 498, 28-36. <https://doi.org/10.1016/j.aquaculture.2018.07.068>.
- Zhao, Z., Yang, X., Liu, J., Zhou, C., & Zhao, C. (2023). GCVC: Graph convolution vector distribution calibration for fish group activity recognition. *IEEE Transactions on Multimedia*, 26, 1776-1789. <https://doi.org/10.1109/TMM.2023.3287339>.
- Zheng, J., Ye, Z., Zhao, J., Zhang, H., Huang, P., Tan, B., & Pang, Y. (2024). Sensitive detection of fish feeding intensity by using sound and image features of feeding process. *Oceanologia et Limnologia Sinica*, 55(03), 577-588. <https://doi.org/10.11693/hyhz20231000212>.
- Zheng, J., Zhao, F., Lin, Y., Chen, Z., Gan, Y., & Pang, B. (2021). Evaluation of fish feeding intensity in aquaculture based on near-infrared depth image. *Journal of Shanghai Ocean University*, 30(6), 1067-1078. <https://doi.org/10.12024/jsou.20200703116>.
- Zheng, K., Yang, R., Li, R., Guo, P., Yang, L., & Qin, H. (2023). A spatiotemporal attention network-based analysis of golden pompano school feeding behavior in an aquaculture vessel. *Computers and Electronics in Agriculture*, 205, 107610. <https://doi.org/10.1016/j.compag.2022.107610>.
- Zhou, C., Xu, D., Chen, L., Zhang, S., Sun, C., Yang, X., & Wang, Y. (2019). Evaluation of fish feeding intensity in aquaculture using a convolutional neural network and machine vision. *Aquaculture*, 507, 457-465. <https://doi.org/10.1016/j.aquaculture.2019.04.056>.
- Zhou, C., Zhang, B., Lin, K., Xu, D., Chen, C., Yang, X., & Sun, C. (2017). Near-infrared imaging to quantify the feeding behavior of fish in aquaculture. *Computers and Electronics in Agriculture*, 135, 233-241. <https://doi.org/10.1016/j.compag.2017.02.013>.
- Øverli, Ø., Sørensen, C., & Nilsson, G. E. (2006). Behavioral indicators of stress-coping style in rainbow trout: do males and females react differently to novelty?. *Physiology & Behavior*, 87(3), 506-512. <https://doi.org/10.1016/j.physbeh.2005.11.012>.