

PhyLiNO – A Forward-Folding Likelihood-Fit Framework for Neutrino Oscillation Physics

Denise Hellwig^{†1}, Stefan Schoppmann^{1,2*}, Philipp Soldin^{1*}, Achim Stahl¹,
Christopher Wiebusch¹

¹III. Physikalisches Institut, RWTH Aachen University, 52056 Aachen, Germany.

²Detektorlabor, Exzellenzcluster PRISMA⁺, Johannes Gutenberg-Universität Mainz, 55128 Mainz, Germany.

*Corresponding author(s). E-mail(s): schoppmann@uni-mainz.de;
soldin@physik.rwth-aachen.de;

Abstract

We present a framework for the analysis of data from neutrino oscillation experiments. The framework performs a profile likelihood fit and employs a forward folding technique to optimize its model with respect to the oscillation parameters. It is capable of simultaneously handling multiple datasets from the same or different experiments and their correlations. The code of the framework is optimized for performance and allows for convergence times of a few seconds handling hundreds of fit parameters, thanks to multi-threading and usage of GPUs. The framework was developed in the context of the Double Chooz experiment, where it was successfully used to fit three- and four-flavor models to the data, as well as in the measurement of the energy spectrum of reactor neutrinos. We demonstrate its applicability to other experiments by applying it to a study of the oscillation analysis of a medium baseline reactor experiment similar to JUNO.

Keywords: neutrino oscillations, likelihood fit, forward folding

1 Introduction

In neutrino physics, a common task is extracting oscillation parameters such as mixing angles θ_{jk} and squared mass differences Δm_{jk}^2 , with $j, k \in \{1, 2, 3\}$, $j \neq k$, by fitting the theoretical model to a measured dataset in a Neutrino detector [1–3]. Correcting the acquired data for detector effects in order to compare it to the prediction, the so-called unfolding, is often challenging. An alternative is forward-folding which is based on predicting the experimental data using a model of the detector response and fitting this to the acquired data. This approach usually requires significant computing resources, as the expectation has to be recalculated frequently during the fitting procedure.

In this article, we present a software framework for forward-folding fits for use in neutrino oscillation physics. It exploits a binned log-likelihood approach that allows combining datasets from multiple detectors

and data taking configurations. It accounts for correlated systematic uncertainties of the expected rates and spectra of signal and background contributions, as well as the energy scale and other detector uncertainties. External knowledge on systematic effects can be included by virtue of prior functions.

For practical use, the algorithms are engineered with special attention on computational performance which improved the convergence time by more than a factor 1000 with respect to the performance of the initial implementation. The framework performs a full oscillation fit with $\mathcal{O}(300)$ parameters within roughly a minute on a typical notebook. Applying techniques of parallelization and using modern graphical processors, improves the convergence time to a few seconds. With this, large ensemble studies of pseudo experiments, e.g. for validating the statistical coverage of results, become feasible.

Before we discuss details of our framework in [section 3](#), we introduce the experimental context in

[†]Now at: d-fine GmbH, 60313 Frankfurt am Main, Germany

section 2. We discuss extensions and possible applications of our framework in section 4, and conclude with a summary. We provide the source code of our framework through a GitHub software project [4].

2 Experimental Context

The software framework presented in this article has been developed in the context of the reactor anti-neutrino disappearance experiment Double Chooz (DC) [5, 6]. Double Chooz is a short-baseline reactor anti-neutrino disappearance experiment. It consists of two almost identical liquid scintillator detectors measuring the neutrino flux from two nuclear reactors. The near detector (ND) and far detector (FD) have an approximate distance of 400 m and 1050 m to the reactor cores, respectively. The FD started operation in 2011 (FD-I dataset) and since 2015 both detectors were operational (FD-II and ND datasets). Data taking concluded in December 2017. Double Chooz’s primary goal is the measurement of the survival probability $P_{\bar{\nu}_e \rightarrow \bar{\nu}_e}$ of electron anti-neutrinos and thereby the measurement of the lepton mixing angle θ_{13} [2, 7]. The survival probability for a short-baseline reactor experiment is given in good approximation as

$$P_{\bar{\nu}_e \rightarrow \bar{\nu}_e}(L, E) \approx 1 - \sin^2(2\theta_{13}) \sin^2\left(\frac{\Delta m_{ee}^2 L}{4E}\right) - \cos^4(\theta_{13}) \sin^2(2\theta_{12}) \sin^2\left(\frac{\Delta m_{21}^2 L}{4E}\right) \quad (1)$$

where L is the baseline, E the neutrino energy, θ_{12} and θ_{13} are two of the leptonic mixing angles, Δm_{ij}^2 is a squared mass splitting, and

$$\Delta m_{ee}^2 \equiv \cos^2(\theta_{12})|\Delta m_{31}^2| + \sin^2(\theta_{12})|\Delta m_{32}^2| \quad (2)$$

is the effective squared mass splitting at reactors [8]. The main objective of our software framework has been the determination of the oscillation parameters in Equation 1 considering all experimental and theoretical uncertainties.

While the primary purpose of this software framework in Double Chooz has been the determination of the mixing angle θ_{13} , see [9] and the up-coming result [10], it has further been used by the Double Chooz collaboration to investigate the shape anomaly of the reactor spectrum [9] and in the search for sterile neutrinos [11, 12].

2.1 Neutrino Signal

Reactor neutrinos can be efficiently detected by the reaction of the inverse β -decay (IBD) [6]. In this reaction, an electron antineutrino $\bar{\nu}_e$ interacts with the

scintillator and converts into a positron and a neutron. The positron annihilates promptly with an electron of the scintillator and deposits an energy proportional to initial neutrino energy. The neutron produces a delayed signal when it is captured by a nucleus. The coincident observation of these two signals and their relative delay enables a highly efficient suppression of experimental backgrounds.

The expected rate and spectrum of anti-neutrinos is estimated from reactor and detector specific inputs such as detection efficiency, fiducial mass, baseline, thermal power of each reactor, energy release per fission of the fuel isotopes, and the time-dependent fuel inventory of each reactor core [13]. These estimations enter the fit only indirectly as starting values and for the computation of covariances. Due to the two-detector setup, where the measured experimental rates are compared, the overall normalizations as well as the shape of the energy spectrum are determined from the measured data. Here, the ND provides a reference measurement of the almost un-oscillated neutrino flux. When comparing to the FD measurement, the difference to the un-oscillated prediction is due to neutrino oscillations and is described by Equation 1.

2.2 Background Processes

There are few background processes which produce a signature similar to an IBD. These are either correlated processes induced by atmospheric muons such as the spallation products Lithium-9 and Helium-8 which perform a β^- -n decay [14, 15], fast neutrons which recoil in the liquid scintillator when entering the detector from the outside until they get captured [9], and stopping muons in coincidence with their Michel-electrons/positron [16]. Additionally, random coincidences of backgrounds coming from different sources such as radioactive contamination exist [13, 17, 18].

3 Details of the Framework

The analysis approach is based on a binned maximum likelihood fit [19] of the energy dependent event rate assuming Poisson statistics. We describe the implementation of the framework in the following. For the source code see Ref. [4].

3.1 General Concept and Statistical Methods

For the likelihood approach, the expected number of neutrino events n_i in each energy bin $1 \leq i \leq N$ is assumed to follow a probability density function (pdf) $f_i(n_i; \vec{\theta})$ that depends on parameters $\vec{\theta}$. In this analysis

the pdf is a Poissonian

$$\mathcal{P}_i = \frac{\mu_i^{n_i} e^{-\mu_i}}{n_i!} \quad (3)$$

where the expectation $\mu_i(\vec{\theta})$ is a function of the model parameters. The joint pdf over all N energy bins $\vec{n} = (n_1, \dots, n_N)^T$ is then given as

$$f(\vec{n}; \vec{\theta}) = \prod_{i=1}^N \mathcal{P}_i(n_i; \vec{\theta}) \quad (4)$$

This pdf represents a likelihood function of the measured data vector \vec{n} conditioned on the model parameters

$$\mathcal{L}(\vec{n} | \vec{\theta}) = f(\vec{n}; \vec{\theta}) \quad (5)$$

In the fit, this likelihood function is maximized with respect to the parameters $\vec{\theta}$ to find the most likely values $\hat{\vec{\theta}}$ given the measured data [20]. The targeted oscillation parameters will be called signal parameters $\vec{\eta}$. The additional model parameters that are fitted together with the signal parameters are called nuisance parameters $\vec{\xi}$. They typically include non-targeted oscillation parameters, normalizations of signal and background rates and parameters of the detector response and the reactor fluxes.

Usually several of the nuisance parameters and sometimes also signal parameters are constrained by a number M of prior knowledge conditions \vec{b}_j with $j \in M$ and $\vec{b}_j \in \vec{\theta}$. Those can constrain a single parameter or multiple parameters with correlations. This can be described by M prior functions g_j that express the pdfs of known constraints. In case of uncorrelated conditions, the g_j can be simple Gaussian functions $\mathcal{G}(b_j - \bar{b}_j, \sigma_{b_j})$ that describe the uncertainty of a model parameter b_j where \bar{b}_j and σ_{b_j} are the expectation value and the standard deviation — or a more complicated pdf. Here, we use a generalized parametrization where the constrained parameters $\vec{b}_j(\vec{\theta})$ are functions of the actually fitted nuisance parameters $\vec{\theta}$. In case of correlations, the g_j depend on the subset of k correlated parameters \vec{b}_j and the full covariance of the parameters $\vec{b}_j(\vec{\theta})$ is considered $\mathcal{G}((\vec{b}_j - \bar{\vec{b}}_j)^T \Sigma_j^{-1} (\vec{b}_j - \bar{\vec{b}}_j))$ where Σ is the covariance matrix. The set of M prior conditions is included in the likelihood function by multiplication

$$\mathcal{L}(\vec{n} | \vec{\theta}) = f(\vec{n}; \vec{\theta}) \cdot \prod_{j=1}^M g_j(\vec{b}_j(\vec{\theta})) \quad (6)$$

Often no prior function is applied to signal parameters $\vec{\eta}$ to avoid a biased measurement, however, if desired external prior information on the signal parameters can be consistently included in the fit.

Apart from finding the most likely value for the oscillation parameter θ_{13} , or more general the signal parameters $\vec{\eta}$, it is also of interest to define a confidence interval for these parameter. We achieve this by exploiting Wilks' theorem [21]: Under certain regularity conditions and in the limit of infinite sample size, it holds that the statistic of two nested hypotheses $\Theta(\vec{\eta})$ and $\Theta_0(\hat{\vec{\eta}})$

$$\Lambda(\vec{n}, \vec{\eta}) := -2 \cdot \ln \frac{\sup\{\mathcal{L}(\vec{n} | \vec{\eta}, \vec{\xi})\}}{\sup\{\mathcal{L}(\vec{n} | \hat{\vec{\eta}}, \hat{\vec{\xi}})\}} \quad (7)$$

follows a χ^2 -distribution with the degrees of freedom given by the dimension of $\vec{\eta}$, i.e. $n_{dof} = 1$ in case of $\vec{\eta} = (\theta_{13})$. Here, $\vec{\xi}$ denotes the best fit nuisance parameters for the tested values $\vec{\eta}$, i.e. the tested hypothesis Θ , and $\hat{\vec{\xi}}, \hat{\vec{\eta}}$ are the global best fit parameters, i.e. hypothesis Θ_0 . For finding an interval of confidence level $\alpha \in [0, 1]$ for $\vec{\eta}$ one has to find those values of $\vec{\eta}$ that correspond to the $1 - \alpha$ quantile of the χ^2 -distribution with the corresponding difference of degrees of freedom of the two hypotheses.

Similarly, evaluating the goodness of fit can be evaluated with a likelihood ratio

$$\Lambda_S(\vec{n}, \vec{\eta}) := -2 \cdot \ln \frac{\sup\{\mathcal{L}(\vec{n} | \vec{\eta}, \vec{\xi})\}}{\mathcal{L}(\vec{n} | \vec{\mu} = \vec{n})} \quad (8)$$

where the tested model becomes the global best fit, i.e. hypothesis Θ_0 and the reference model is replaced by the saturated model Θ_S i.e. a model where the expectation is the experimental observation. The saturated model is thus describing the data perfectly and without any discrepancy [20]. Again, the likelihood ratio Λ_S follows a χ^2 -distribution with the degrees of freedom given as dimensional difference between the saturated model Θ_S and the nested model Θ_0 , i.e. the number of linearly independent parameters. The goodness of fit is given by the p-value of the χ^2 -distribution as detailed above.

3.2 Description of the Input Model of Double Chooz

An analysis may combine several datasets of different detector configurations. For the oscillation analysis in the context of Double Chooz that is not only data from the different phases of operation of the two detectors but also phases where both nuclear reactors are turned on or off, or where only one or the other reactor is turned on.

The expected IBD events in each energy bin of all datasets are modeled by the sum of four contributions [9, 13]. Those contributions are the IBD-signal, as discussed in subsection 2.1, and the three background

types (accidental, β -n decays of lithium and helium, and fast neutron backgrounds), as discussed in [subsection 2.2](#). The three background spectra are determined from experimental data and thus enter the analysis without energy correction. Each of the three background contributions is then subject to modifications during the fit within their rate and shape uncertainties that are parametrized by nuisance parameters [22–24]. In contrast to those background spectra, the template for the IBD-signal spectrum is derived from a reactor and detector Monte-Carlo (MC) simulation. Thus the signal template includes uncertainties of the simulation, particularly the energy scale, flux uncertainties of the reactor simulation, normalization corrections, as well as the signal parameters $\sin^2(2\theta_{13})$ and Δm_{ee}^2 . The background rate parameters and the signal normalization corrections scale the corresponding templates. Background shape parameters, and reactor flux parameters distort the templates in a bin-to-bin correlated way. In addition to the rate and shape parameters, three parameters for energy scale correction are fitted to match the simulated signal spectra with the data-driven background spectra [13].

The data of each dataset are binned for each detector between 1 MeV to 20 MeV with custom bin sizes resulting in a total of 38 energy bins. This allows for including spectral information in the analysis. An exception is the dataset for time periods with both reactors turned off, where due to low statistics only the overall rate is fit [25]. Some energy bins are background-dominated. With this strategy to include background dominated regions in the fit, it is possible to constrain the background rates even beyond their model uncertainties [18].

Most of the nuisance parameters describing the detector response, i.e. signal and background rates, energy scale and detection efficiencies are highly correlated between the datasets FD-I, ND, and FD-II and they are assumed fully correlated for phases of different reactor operation. A detailed discussion of correlations and their motivation can be found in reference [22].

The two signal parameters $\sin^2(2\theta_{13})$ and Δm_{ee}^2 are modeled with a full three flavor neutrino oscillation scenario including interactions of neutrinos with matter. The differential equations are solved with help of the GLoBES program [26, 27]. All other oscillation parameters are treated as nuisance parameters constrained to the world averages at the time.

3.3 Likelihood Implementation for Double Chooz within the Framework

The model described in [subsection 3.2](#) results in the following likelihood function [12, 22–24]:

$$\begin{aligned} \mathcal{L}(\vec{x} | \vec{\eta}, \vec{\xi}) = & \prod_{i \in [E_{min} \dots E_{max}]} \prod_{d \in \vec{d}} \mathcal{P}_i(n_{d,i}, \mu_{d,i}(\vec{\eta}, \vec{\xi})) \\ & \cdot \mathcal{P}_i(n_{\text{off}}, \mu_{\text{off}}(\vec{\xi})) \\ & \cdot \prod_{j \in M} \mathcal{G}((\vec{b}_j - \vec{b}_{j,0})^T \mathbf{V}_j^{-1} (\vec{b}_j - \vec{b}_{j,0})) \end{aligned} \quad (9)$$

It is a product of multiplicative terms of the Poissonian likelihoods $\mathcal{P}_i(n_i, \mu_i)$ for the observed number of events n_i in each energy bin i for all considered datasets \vec{d} from different phases of operation. For Double Chooz that is the dataset FD-I from the early phase of only far detector operation and the data ND of the near detector and FD-II of the far detector from the phase of simultaneous operation of both detectors. These phases are further split according to the combinations of reactors in operation. Here, $\mu_{d,i}(\vec{\eta}, \vec{\xi})$ denotes the bin expectation which is the sum of signal and backgrounds as a function of the model parameters. The second term is the Poisson probability of the total observed event rate during the reactor-off phases. The third term describes the M Gaussian priors for constrained parameters. Note, that the notation includes the case of a single uncorrelated parameter as well as the possibility of different constraints for the different datasets. The oscillation parameters are the free signal parameters. While $\sin^2 2\theta_{13}$ is left unconstrained the value of Δm_{ee}^2 is constrained with a prior based on independent measurements.

Systematic uncertainties are modeled by the following nuisance parameters $\vec{\xi}$ in the analysis:

- The normalizations of the reactor flux expectation for each energy bin are free fit parameters. With this approach the fit becomes independent of the initially modeled reactor flux prediction. The bin normalizations effectively become constrained by the data-to-data comparison between the measured data in each detector. This way, known discrepancies of reactor flux models cannot bias the fit, however, at the price of a slightly reduced sensitivity. The basis of the above approach is the high correlation of the observed reactor fluxes for the three datasets FD-I, FD-II, ND with almost identical detectors. Because of different running times and small differences between the near and far detector, this assumption is only approximate. Therefore, we model additional constraints on the normalization of each energy bin of the three datasets with a total of 3×41 reactor flux parameters between 1 MeV to

11.25 MeV. The number of parameters is determined by the greatest common divisor of the bin widths to create a uniform binning. These bins form the basis of an area conserving spline, which is energy corrected and later transformed into the original binning. These parameters are correlated between the datasets with the above correlation factors and additionally we allow for uncorrelated shape deviations with a 41×41 covariance matrix for each dataset, that is determined from the reactor flux prediction.

- Backgrounds are modeled with free parameters for rate and shape.

The shape of the contribution from rare isotopes (${}^9\text{Li}$) is assumed identical between the three datasets. It is modeled with 38 shape parameters. The rate is assumed identical for FD-I and FD-II but is different for ND. Both total rates are not constrained but determined by the data as free parameters during the fit.

The accidental backgrounds are modeled individually for each dataset by 38 parameters for the shape and one parameter for the rate. These parameters are assumed uncorrelated for the three datasets, to account for changes in data taking over time and differences in the detectors, but are constrained with a prior that reflects the uncertainty in the data-driven [18] determination of the rates.

The spectrum of fast neutron and stopping muon backgrounds are modeled with custom functions that preserve the normalization under variation of the model parameters. The shapes are assumed to be fully correlated between the datasets, while the rates are the same for FD-I and FD-II but independent for ND.

A special case is the treatment of the small rate of $\bar{\nu}_e$ from the reactor fuel that has been determined during FD-I reactor-off phases [25]. As these neutrinos undergo the same oscillation as the signal, this is modeled consistently in the fit including the oscillated shape expectation and the rate is additionally constrained by a prior corresponding to this reactor-off rate.

- The uncertainties in the detector response are modeled by second order polynomials. They take into account the non-linearity of the visible energy response of the scintillator, the non-uniformity within the detector, and the charge non-linearity of the photomultiplier and electronics response. As we assume the energy response of the scintillator to be fully correlated but the other effects to be uncorrelated between the datasets, the 9 polynomial coefficients can be expressed by 7 independent parameters.

In addition to the energy responses, the total detection efficiencies are subject to uncertainty. They are modeled by three constrained and partly correlated

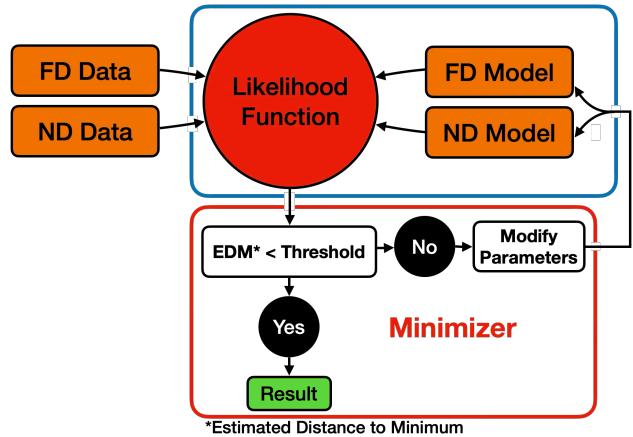


Fig. 1 Basic structure of the fit procedure with the PhyLiNO specific implementation highlighted with a blue box. The used Minuit2 [28] minimizer is illustrated with a red box. PhyLiNO implements a structure to construct the parametrized model and calculate the likelihood for the data.

parameters. The uncertainty is dominated by the knowledge of the total target mass.

3.4 Structure of the Framework

The software framework PhyLiNO is designed to be modular and efficient, leveraging the advantages of modern features of the C++ programming language. The minimization process uses the well-established Minuit2 [28] module, part of the ROOT software framework [29]. PhyLiNo implements all contributions to the likelihood function, which are subsequently used in the minimization process.

The basic structure of the fit procedure is illustrated in Figure 1. In the center is the implemented likelihood function that calculates the Poisson and prior terms for the input data and model expectations. This function is minimized by iteratively modifying the model parameters until the estimated distance to the minimum is smaller than a predefined threshold which indicates that convergence is achieved.

The specific likelihood function and performance requirements differ between different experiments and are not easily generalizable. Therefore, the software framework is divided into three main components.

The first component manages the parsing of the parameters of a configuration file, that is designed to be easily extendable to each experiment’s unique needs and thus allowing for flexible configuration across various use cases. This component also includes a database class that stores data in memory. This class significantly improves the performance of multiple parallel fits, e.g. for ensemble studies or parameter scans, by ensuring that frequently used information is readily available in memory without the need for repeated disk access.

The second component implements the likelihood functions. It is highly modular. Likelihood functions

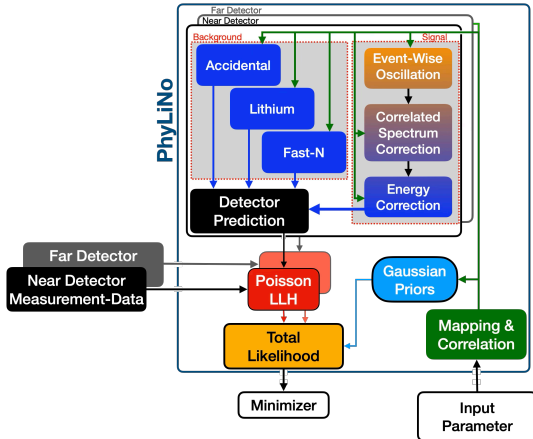


Fig. 2 The specific likelihood implementation for the Double Chooz setup

are derived from abstract base classes and an interface for generalized parametrizations. Different contributions to the likelihood can be configured dynamically during execution time. The implementation includes features like caching, where costly recalculations are only triggered upon relevant parameter changes. The necessary computation steps are modularized and thus different likelihood functions or even multiple experiments can be easily combined. The parameter handling allows for multiple namespaces and facilitates easy extension. The modular components are then integrated to form the overall model prediction, which is subsequently used to compute the likelihood.

The third component manages the output data. Once the fit is converged and the best-fit parameters are determined, they are saved in an output file formatted as JSON. This implements a standard interface to other programs of the analysis chain.

The Double Chooz implementation of the calculation of the likelihood is depicted in [Figure 2](#). All contributions to the full spectrum prediction, the background components, and the reactor neutrino signal are handled individually because they require specific treatments of the fit parameters and Monte Carlo datasets. The minimizer generically handles the minimized model parameters as uncorrelated. A transformation layer applies the covariance of any changed model parameter within the calculation of the likelihood.

The background expectations are based on data-driven templates that are dependent on the fit parameters. Each contribution is handled independently, with parameter caching to optimize performance. The cached values are only recalculated when the parameters related to a specific contribution change, ensuring efficiency.

The signal expectation is derived from Monte-Carlo events which include the full detector response. The calculation is divided into three distinct steps, each one

is only recalculated if the respective parameters or the previous step have changed.

In the first step, these events are weighted individually to the modeled prompt energy spectrum, utilizing the oscillation formula given in [Equation 1](#). The events are sorted according to their energy and then each bin content is calculated sequentially to optimize memory access. Optionally, this step can be accelerated using Graphics Processing Units (GPUs), discussed in [subsection 3.5](#). In the next step, the bins of the energy spectrum, which already include the oscillation weighting, are re-scaled to account for correlations. First, the correlations between the detector datasets and then the correlations between energy bins are applied. This approach captures correlated effects between the detectors while preserving only uncorrelated effects, such as neutrino oscillation, effectively absorbing deviations from the assumed reactor model. In the third step, an optional energy correction is applied, to account for small calibration discrepancies of the simulated and experimental data. The expectation is smoothed using a second-degree polynomial function. These corrected bins entries are then integrated over the original binning to generate the energy correction. This process effectively provides an adjustment to the energy reconstruction during execution time. As final step all previously calculated signal and background contributions are combined for computing the likelihood.

Multiple fits can be parallelized with individual settings and initial parameter values. This allows for efficient parameter scans in profile-likelihoods. If user-implemented functions are thread-safe, parallelization can be achieved using threading. If not, multiprocessing with Message Passing Interface (MPI) can be used [\[30\]](#). This parallelization approach is compatible with GPU calculations, provided the implementation is configured correctly.

3.5 GPU Accelerated Computation

The calculation of the oscillation-weighted expectations for the large number of events in the simulation data is the most time-demanding computational step. However, the content of the different bins can be calculated in parallel, as they are independent of each other. The task is ideally suited for computation by Graphics Processing Units (GPUs). The repeated calculation of the same function with different input is parallelized increasing the data throughput for repetitive computational tasks. For example, the survival probability, defined in [Equation 1](#), depends only on two varying inputs energy and distance, while the neutrino oscillation parameters do not change within a single minimization step. The acceleration is implemented using CUDA [\[31\]](#) with CUB [\[32\]](#) from Nvidia. The implementation is integrated into a CMake environment as

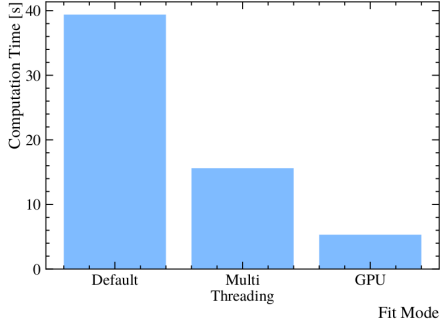


Fig. 3 Comparison of total run time for a fit of Double Chooz data for different computing environments. The computation platform is a single machine with a Nvidia RTX 3090 and a AMD Ryzen Threadripper 3960X with 48 threads. The default fit uses a single core; the multithreading mode uses all 48 threads. The usage of a GPU reduces the total fit time to about 5 s [24].

a separate build option, allowing the framework to be built on machines without available GPU.

For the Double Chooz implementation, the reactor neutrino datasets for all detector configurations are copied to the GPU memory (VRAM) only once, as it remains unchanged throughout the minimization process. The resulting oscillated neutrino energy spectrum is copied back to the CPU memory for the following calculations. The calculation for each energy spectrum remains the same as previously described. The GPU acceleration reduces the total run-time by typically a factor of several, as shown in Figure 3. Note, that the performance gain depends on our used computing environment. The default fit takes roughly 39 s, which reduces to 15 s with multi-threading (factor ~ 2.6). Using a GPU further reduces the run-time to about 5 s (factor ~ 4). The total gain is a factor of ~ 8 in our setup [24].

4 Extensions of the Framework

Due to its modular design, the framework has the ability to easily include additional datasets and their correlations. These can be data from the same experiment taken under different conditions or from a different experiment all together. This allows for a joint analysis of different datasets with a consistent treatment of systematic uncertainties and correlations. In the following, we discuss three examples of extended applications of PhyLiNO.

4.1 Sterile Neutrino Searches

In Ref. [11, 12] the framework has been employed in the search for sterile neutrinos using data from Double Chooz. In the tested 3+1 model, two new fit parameters, the mass splitting and mixing angle with an additional fourth neutrino flavor have been introduced in the framework. The test statistic is unchanged from

Equation 7, but now the tested model parameters are $\vec{\eta} = \{\sin^2(2\theta_{14}), \Delta m_{41}^2\}$.

The nuisance parameters describing the reactor fluxes, detector responses, systematic uncertainties, and backgrounds are unchanged, but include the conventional oscillation parameters. A particular recent improvement [33] compared to the previous computational limitations in Ref. [11] is the high computing efficiency that now allows calculating more precise parameter scans with test statistics derived from large ensembles of pseudo-experiments. This high performance is generally relevant when evaluating test statistics for which Wilks' theorem is not applicable. Here, high performance allowed a full 2-D scan of the model parameters in a large mass range from $5 \times 10^{-4} \text{eV}^2 \lesssim \Delta m_{41}^2 \lesssim 5 \times 10^{-1} \text{eV}^2$ with a large number of raster points.

4.2 Conditional Splitting of Datasets

In many cases, the sensitivity of analyses can be improved by introducing additional information into the fit. Particularly, if background and signal expectations exhibit known variations splitting the total data into separate samples can be beneficial. This advantage has to be balanced with a potentially higher computational demand related to the higher dimensionality of the fit and additional nuisance parameters. As example, we discuss splitting the neutrino data in time according to different reactor configurations in Double Chooz [10, 24].

Neutrino oscillations depends on energy and traveled distance. If both reactor cores are active, the distance of a detected neutrinos is ambiguous between the two, slightly differing baselines. However, if one of the two reactors is inactive, the baseline becomes unique. Splitting the data into three phases according to both and each single reactor operation results in a more predictive modeling and thus enhances the sensitivity for the measurement of $\sin^2(2\theta_{13})$. In the example of Double Chooz, this improvement is roughly 15% [10, 24]. Multiple sets are treated consistently in our software framework by generically looping over all considered data.

As second example, the data can be separated also by the type of delayed neutron capture, i.e. capture on Hydrogen or on Gadolinium. The background predictions differ between the two capture-types and splitting the data includes additional information. Multiple splits strongly increase the complexity of the fit and the number of parameters, and therefore the high performance of the framework is key for pursuing such approaches. For these examples, the three analysis histograms (FD-I, FD-II and ND) become expanded to 18 histograms.

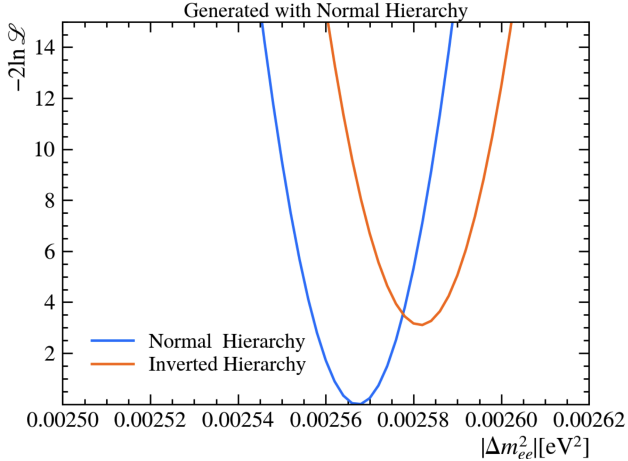


Fig. 4 Profile likelihood scan for a generated pseudo-dataset of a medium baseline oscillation measurement with reactor neutrinos. The blue curve (normal hierarchy) is the fit of the injected hypothesis of normal ordering, while the orange curve is the fit assuming inverted ordering. The shown likelihood is normalized to the global best likelihood.

4.3 Application to Medium Baseline Reactor Measurements

In order to verify the flexibility of the framework, we apply our framework to the test case of measuring the neutrino mass ordering with a medium-baseline neutrino detector setup similar to the JUNO experiment [34]. We assume a far detector located 53 km from the reactor source and a near detector at the Double Chooz ND baseline. For these baselines the survival probability of reactor-neutrinos becomes [35]

$$\begin{aligned}
 P_{\bar{\nu}_e \rightarrow \bar{\nu}_e}(L, E) &= 1 - \frac{1}{2} \sin^2(2\theta_{13}) \\
 &\cdot \left(1 - \sqrt{\sin^2(2\theta_{12}) \cdot \sin^2(\Delta_{21}) \cdot \cos(\Delta_{ee} \pm \phi)} \right) \\
 &- \sin^2(2\theta_{12}) \cos^4(\theta_{13}) \sin^2(\Delta_{21})
 \end{aligned} \quad (10)$$

with $\Delta_{ab} \equiv \Delta m_{ab}^2 \cdot \frac{L}{E}$, with Δm_{ee}^2 defined as in Equation 2, and with $\phi \equiv \arctan(\cos^2(\theta_{12}) \cdot \tan(\Delta_{21})) - \Delta_{21} \cos^2(2\theta_{12})$. Depending on the mass ordering (normal or inverted) of the mass state 3 relative to 1 and 2, the sign of ϕ changes and thus modifies the fine-structure of the oscillating survival probability differently.

We generate an Asimov-type [3] pseudo-datasets of measured reactor-neutrino spectra in the two detectors based on the Double Chooz simulations scaled to the above baselines, detector sizes and smear the true energy with JUNO’s energy resolution [34]. No systematic uncertainties and backgrounds are considered in this benchmark example. We fit the oscillation hypothesis to the data under the two different mass ordering assumptions. With the fit of the normal

ordering assumption we accurately retrieve the input parameters and thus validate the framework. The fit of the inverted ordering assumption demonstrates the framework’s capability to distinguish between the two scenarios. This is presented in Figure 4, which shows a profile of the obtained likelihood as a function of the parameter Δm_{ee}^2 for a lifetime of approximately 500 days. The likelihood of the inverted ordering is disfavored with respect to the injected normal ordering and the best fit Δm_{ee}^2 changes, as expected from the different value for inverted ordering.

This example shows that the framework is easily adaptable to different experimental measurements. An important feature of the framework is also its ability to combine the likelihood functions from multiple experiments into a single global likelihood function. This approach would allow for a combined analysis of e.g. JUNO and other reactor neutrino experiments.

5 Conclusion

In this article, we describe PhyLiNO, a forward-folding framework, which we developed within the context of the Double Chooz analysis. The framework utilizes a binned likelihood approach. It enables a detailed treatment of systematics and their correlations. Due to its modular design, the framework is readily adaptable and expandable to handle data from different and even multiple experiments. Due to its included capabilities of parallelization, the framework can handle fit models with $\mathcal{O}(100)$ parameters and more with excellent computational performance. We have successfully deployed the framework in Double Chooz’s analysis of three and four flavor neutrino oscillations. We further demonstrate its applicability to medium baseline reactor experiments.

Supplementary information. The source code of our framework alongside additional documentation can be downloaded at Ref. [4].

Acknowledgements. We sincerely thank the entire Double Chooz collaboration, especially its analysis group, led by Thiago Bezerra and Masaki Ishitsuka, for their critical input, thorough review, and validation of the fit framework.

This work was supported by German Research Foundation (DFG) through its Graduate College 1675: “Particle and Astroparticle Physics in the Light of LHC” (Project ID 164315326), the DFG Grant “Determination of the Leptonic Mixing Angle Theta-13 with the Double Chooz Experiment” (Project ID 39031316), as well as the Cluster of Excellence “Precision Physics, Fundamental Interactions, and Structure of Matter” (PRISMA⁺ EXC 2118/1) funded by the DFG within the German Excellence Strategy (Project ID 390831469).

References

- [1] Esteban, I., Gonzalez-Garcia, M.C., Maltoni, M., Schwetz, T., Zhou, A.: The fate of hints: updated global analysis of three-flavor neutrino oscillations. *JHEP* **09**, 178 (2020) [https://doi.org/10.1007/JHEP09\(2020\)178](https://doi.org/10.1007/JHEP09(2020)178) [arXiv:2007.14792](https://arxiv.org/abs/2007.14792) [hep-ph]
- [2] Esteban, I., Gonzalez-Garcia, M.C., Maltoni, M., Martinez-Soler, I., Pinheiro, J.P., Schwetz, T.: NuFit-6.0: updated global analysis of three-flavor neutrino oscillations. *JHEP* **2024**(12) (2024) [https://doi.org/10.1007/jhep12\(2024\)216](https://doi.org/10.1007/jhep12(2024)216) [arXiv:2410.05380](https://arxiv.org/abs/2410.05380) [hep-ph]
- [3] Cowan, G., Cranmer, K., Gross, E., Vitells, O.: Asymptotic formulae for likelihood-based tests of new physics. *Eur. Phys. J. C* **71**, 1554 (2011) <https://doi.org/10.1140/epjc/s10052-011-1554-0> [arXiv:1007.1727](https://arxiv.org/abs/1007.1727) [physics.data-an]. [Erratum: *Eur.Phys.J.C* 73, 2501 (2013)]
- [4] Soldin, P.: PhyLiNO. GitHub repository (2024). <https://github.com/psoldin/PhyLiNO>
- [5] Kerret, H., *et al.*: The Double Chooz antineutrino detectors. *Eur. Phys. J. C* **82**(9), 804 (2022) <https://doi.org/10.1140/epjc/s10052-022-10726-x> [arXiv:2201.13285](https://arxiv.org/abs/2201.13285) [physics.ins-det]
- [6] Ardellier, F., *et al.*: Double Chooz: A Search for the neutrino mixing angle θ_{13} . *arXiv* (2006) [arXiv:hep-ex/0606025](https://arxiv.org/abs/hep-ex/0606025)
- [7] Navas, S., *et al.*: Review of particle physics. *Phys. Rev. D* **110**(3), 030001 (2024) <https://doi.org/10.1103/PhysRevD.110.030001>
- [8] S. Parke: What is δm_{ee}^2 ?. *Physical Review D* **93**, 053008 (2016) <https://doi.org/10.1103/PhysRevD.93.053008>
- [9] Kerret, H., *et al.*: Double Chooz θ_{13} measurement via total neutron capture detection. *Nature Phys.* **16**(5), 558–564 (2020) <https://doi.org/10.1038/s41567-020-0831-y> [arXiv:1901.09445](https://arxiv.org/abs/1901.09445) [hep-ex]
- [10] Abrahão, T., *et al.*: Measurement of θ_{13} with the Double Chooz Experiment. in preparation (2025)
- [11] Abrahão, T., *et al.*: Search for signatures of sterile neutrinos with Double Chooz. *Eur. Phys. J. C* **81**(8), 775 (2021) <https://doi.org/10.1140/epjc/s10052-021-09459-0> [arXiv:2009.05515](https://arxiv.org/abs/2009.05515) [hep-ex]
- [12] Hellwig, D.: Search for light sterile neutrinos with the Double Chooz experiment. PhD thesis, RWTH Aachen University (2020). <https://doi.org/10.18154/RWTH-2020-05375>
- [13] Abe, Y., *et al.*: Reactor electron antineutrino disappearance in the Double Chooz experiment. *Phys. Rev. D* **86**, 052008 (2012) <https://doi.org/10.1103/PhysRevD.86.052008> [arXiv:1207.6632](https://arxiv.org/abs/1207.6632) [hep-ex]
- [14] Abe, Y., *et al.*: Muon capture on light isotopes measured with the Double Chooz detector. *Phys. Rev. C* **93**(5), 054608 (2016) <https://doi.org/10.1103/PhysRevC.93.054608> [arXiv:1512.07562](https://arxiv.org/abs/1512.07562) [nucl-ex]
- [15] Kerret, H., *et al.*: Yields and production rates of cosmogenic ^9Li and ^8He measured with the Double Chooz near and far detectors. *JHEP* **11**, 053 (2018) [https://doi.org/10.1007/JHEP11\(2018\)053](https://doi.org/10.1007/JHEP11(2018)053) [arXiv:1802.08048](https://arxiv.org/abs/1802.08048) [hep-ex]
- [16] Abrahão, T., *et al.*: Cosmic-muon characterization and annual modulation measurement with Double Chooz detectors. *JCAP* **02**, 017 (2017) <https://doi.org/10.1088/1475-7516/2017/02/017> [arXiv:1611.07845](https://arxiv.org/abs/1611.07845) [hep-ex]
- [17] Navas Nicolás, D.: Measurement of the θ_{13} neutrino mixing angle with the two detectors of the Double Chooz experiment. PhD thesis, Universidad Complutense de Madrid (2019). <https://hdl.handle.net/20.500.14352/17372>
- [18] Abe, Y., *et al.*: Improved measurements of the neutrino mixing angle θ_{13} with the Double Chooz detector. *JHEP* **10**, 086 (2014) [https://doi.org/10.1007/JHEP02\(2015\)074](https://doi.org/10.1007/JHEP02(2015)074) [arXiv:1406.7763](https://arxiv.org/abs/1406.7763) [hep-ex]. [Erratum: *JHEP* 02, 074 (2015)]
- [19] R.A. Fisher, E.J. Russel: On the mathematical foundations of theoretical statistics. *Philosophical Transactions of the Royal Society of London, Series A* **222**, 594–604 (1922) <https://doi.org/10.1098/rsta.1922.0009>
- [20] P. McCullagh, J.A. Nelder: *Generalized Linear Models*, 2nd edn. Chapman & Hall/CRC, Boca Raton, London, New York, Washington D.C. (1989). <https://doi.org/10.1201/9780203753736>
- [21] S.S. Wilks: The large-sample distribution of the likelihood ratio for testing composite hypotheses. *Ann. Math. Statist.* **9**(1), 60–62 (1938) <https://doi.org/10.1214/aoms/1177732360>
- [22] Schoppmann, S.: First Measurement of θ_{13} with

- the Final Two Detector Setup of the Double Chooz Experiment. PhD thesis, RWTH Aachen University (2016). <https://doi.org/10.18154/RWTH-2016-11063>
- [23] Soldin, P.: Improved measurement of the neutrino mixing angle θ_{13} with the Double Chooz experiment. Master's thesis, RWTH Aachen University (2017). https://www.institut3b.physik.rwth-aachen.de/global/show_document.asp?id=aaaaaaaaaxulrt
- [24] Soldin, P.: Improvements in the measurement of the neutrino mixing angle θ_{13} with the Double Chooz experiment. PhD thesis, RWTH Aachen University (2023). <https://doi.org/10.18154/RWTH-2023-09118>
- [25] Abe, Y., *et al.*: Direct Measurement of Backgrounds using Reactor-Off Data in Double Chooz. *Phys. Rev. D* **87**(1), 011102 (2013) <https://doi.org/10.1103/PhysRevD.87.011102> [arXiv:1210.3748](https://arxiv.org/abs/1210.3748) [hep-ex]
- [26] P. Huber, M. Lindner, W. Winter: Simulation of long-baseline neutrino oscillation experiments with globes: (general long baseline experiment simulator). *Computer Physics Communications* **167**(3), 195–202 (2005) <https://doi.org/10.1016/j.cpc.2005.01.003>
- [27] P. Huber, J. Kopp, M. Lindner, M. Rolinec, W. Winter: New features in the simulation of neutrino oscillation experiments with globes 3.0: (general long baseline experiment simulator). *Computer Physics Communications* **177**(5), 432–438 (2007) <https://doi.org/10.1016/j.cpc.2007.05.004>
- [28] F. James, M. Roos: Minuit – a system for function minimization and analysis of the parameter errors and correlation. *Computer Physics Communications* **10**(6), 343–367 (1975) [https://doi.org/10.1016/0010-4655\(75\)90039-9](https://doi.org/10.1016/0010-4655(75)90039-9)
- [29] R. Brun, F. Rademakers: Root – an object oriented data analysis framework. *Nuclear Instruments and Methods in Physics Research A* **389**(1–2), 81–86 (1997) [https://doi.org/10.1016/S0168-9002\(97\)00048-X](https://doi.org/10.1016/S0168-9002(97)00048-X)
- [30] Absoft Corporation MPI. version 4.1.4 (2022). <https://www.open-mpi.org/>
- [31] Vingelmann, P., Fitzek, F.H.P.: NVIDIA CUDA. release: 10.2.89 (2020). <https://developer.nvidia.com/cuda-toolkit>
- [32] NVIDIA CUB. version 1.16 (2022). <https://nvlabs.github.io/cub/>
- [33] Heuermann, L.: On the measurement of sterile neutrinos with Double Chooz. Master's thesis, RWTH Aachen University (2021). https://www.institut3b.physik.rwth-aachen.de/global/show_document.asp?id=aaaaaaaaabiourrs
- [34] An, F., *et al.*: Neutrino Physics with JUNO. *J. Phys. G* **43**(3), 030401 (2016) <https://doi.org/10.1088/0954-3899/43/3/030401> [arXiv:1507.05613](https://arxiv.org/abs/1507.05613) [physics.ins-det]
- [35] Forero, D.V., Parke, S.J., Ternes, C.A., Funkh, R.Z.: JUNO's prospects for determining the neutrino mass ordering. *Phys. Rev. D* **104**(11), 113004 (2021) <https://doi.org/10.1103/PhysRevD.104.113004> [arXiv:2107.12410](https://arxiv.org/abs/2107.12410) [hep-ph]