

Revisiting the displacement current: Two key examples showing when and why it can be neglected

Álvaro Suárez¹, Arturo C. Marti², Martín Monteiro³,

²*Departamento de Física, Consejo de Formación en Educación, Montevideo, Uruguay*

³*Instituto de Física, Universidad de la República, Uruguay and*

¹*Universidad ORT Uruguay, Montevideo, Uruguay*

(Dated: February 21, 2025)

This work examines the often-overlooked role of the displacement current in systems beyond capacitors, particularly in coaxial cables and resistors with alternating currents. While its influence is negligible at low frequencies compared to conduction currents, displacement current becomes crucial at higher frequencies for precise field calculations. Introductory physics textbooks commonly restrict the concept to capacitor charging, potentially leading to misconceptions about its broader applications and the interdependence of Maxwell's equations in dynamic scenarios. By analyzing two specific cases, we clarify when displacement current can be disregarded, when simplified laws like Biot-Savart are valid, and where coupled electromagnetic equations are essential. This approach highlights the boundaries of common models and promotes a deeper understanding of dynamic field interactions.

I. INTRODUCTION

The displacement current plays a fundamental role in the formulation of Maxwell's equations and in the understanding of electromagnetic phenomena. In high-frequency systems, it is essential for accurately determining electric and magnetic fields [1, 2]. However, in low-frequency systems, its contribution is often negligible compared to the conduction current.

In widely used introductory physics textbooks [3], the displacement current is primarily addressed in the context of capacitor charging [4–9]. This limited approach may lead students to believe that its application is confined to this specific case [10–12]. Moreover, in studies involving the electric and magnetic fields generated in coaxial cables and resistors with time-varying currents, the contribution of the displacement current is often omitted without providing a clear explanation for such exclusion. One possible reason is that a formal treatment considering the displacement current to determine the fields in these systems exceeds the scope of introductory courses. However, this incomplete presentation not only risks leading students to assume that the displacement current should never be considered, but also to mistakenly believe that Maxwell's equations can be applied independently in problems involving dynamic fields, when in fact they form a coupled system of equations [13, 14].

In a previous paper [12] we analysed situations involving the displacement current in relatively simple contexts for general physics students. In this paper we analyse more complex examples that require mathematical tools at the level of electromagnetics courses. Specifically, we analyze the conditions under which the contribution of the displacement current can be neglected in coaxial cables and resistors carrying alternating current. This analysis identifies cases where Maxwell's equations can be applied independently, as well as situations where the Biot-Savart law provides a valid approximation for determining magnetic fields. By clarifying these conditions,

we establish the limits of validity for simplified models of real systems.

II. DISPLACEMENT CURRENT IN A RESISTOR

The analysis of displacement current in resistors reveals that this phenomenon is not confined to capacitors but arises in any situation where the electric field varies with time, even within a conductor. This case not only underscores the universality of displacement current but also highlights key differences between conduction current density, which is proportional to the electric field, and displacement current density, which depends on its temporal variation. Furthermore, it allows for an exploration of the conditions under which displacement current is negligible compared to conduction current, thereby defining the limits of validity for using the Biot-Savart law to calculate magnetic fields.

In the case of a steady conduction current, the magnetic field generated by a volume element dv' in any conductor, located at a distance R , as illustrated in Fig. 1, is determined using Biot-Savart's law, which follows directly from Ampère's law:

$$\mathbf{B} = \frac{\mu_0}{4\pi} \int \frac{\mathbf{J}_c(r')}{|\mathbf{R}|^3} \times \mathbf{R} dv' \quad (1)$$

However, when the conduction current varies with time, the situation changes. The presence of a time-dependent electric field not only modifies the conduction current but also gives rise to a displacement current. To illustrate this, let us consider a resistor of resistivity ρ and electric permittivity ε , subjected to an axial time-varying electric field of the form

$$E(t) = E_0 \sin(\omega t) \quad (2)$$

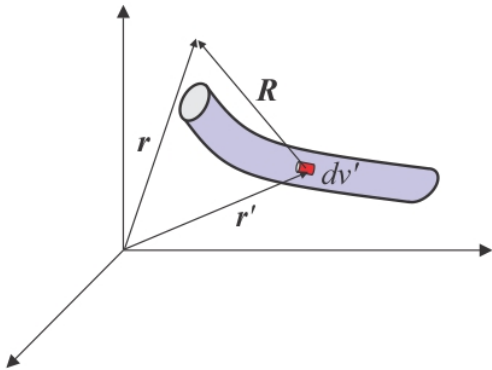


FIG. 1. Small section of a conductor carrying a conduction current.

The density of the conduction current along the resistance is given by

$$J_c(t) = \frac{E(t)}{\rho} = \frac{E_0 \sin(\omega t)}{\rho} \quad (3)$$

and, the displacement current density is given by

$$J_D(t) = \varepsilon \dot{E} = \varepsilon \omega E_0 \cos(\omega t). \quad (4)$$

Since the current changes with time (and consequently, a displacement current exists in the resistor), the magnetic field must be calculated using Jefimenko's equation, which is derived directly from Maxwell's equations in the retarded regime [15]:

$$\mathbf{B} = \frac{\mu_0}{4\pi} \int \left(\frac{\mathbf{J}_c(r', t_r)}{|\mathbf{R}|^3} + \frac{\dot{\mathbf{J}}_c(r', t_r)}{c|\mathbf{R}|^2} \right) \times \mathbf{R} dv' \quad (5)$$

where μ_0 is the vacuum permeability and $t_r = t - R/c$ is the delayed time accounting for the finite speed of propagation of the electromagnetic interaction. The new term in the r.h.s., proportional to the time derivative of \mathbf{J}_c , appears precisely as a consequence of the non-stationary character of the current density.

Now, let us establish the conditions under which Biot-Savart's law (Eq. 1) remains a valid approximation in situations where the conduction current changes with time. We expand $\mathbf{J}_c(r', t_r)$ in a Taylor series around t

$$\mathbf{J}_c(r', t_r) = \mathbf{J}_c(t) + (t_r - t) \dot{\mathbf{J}}_c(r', t) + \frac{(t_r - t)^2}{2} \ddot{\mathbf{J}}_c(r', t) + \dots, \quad (6)$$

as $t_r = t - R/c$, it results

$$\mathbf{J}_c(r', t_r) = \mathbf{J}_c(t) - \frac{R}{c} \dot{\mathbf{J}}_c(r', t) + \frac{R^2}{2c^2} \ddot{\mathbf{J}}_c(r', t) + \dots \quad (7)$$

Assuming that the current density changes with time 'slowly enough', we can neglect high-order terms. Sub-

stituting Eq. 7 in Eq. 5 it is easy to obtain

$$\mathbf{B} = \frac{\mu_0}{4\pi} \int \frac{1}{R^3} \left[\mathbf{J}_c(t) - \frac{R}{c} \dot{\mathbf{J}}_c(r', t) + \frac{R}{c} \dot{\mathbf{J}}_c(r', t_r) \right] \times \mathbf{R} dv' \quad (8)$$

Now developing $\dot{\mathbf{J}}_c(r', t_r)$ and keeping the leading term, $\dot{\mathbf{J}}_c(r', t_r) = \dot{\mathbf{J}}_c(r', t)$ we substitute in Eq. 8, to find that when the current slowly varies in time the magnetic field is given by

$$\mathbf{B}_{J\text{slow}} = \frac{\mu_0}{4\pi} \int \frac{\mathbf{J}_c(r', t)}{R^3} \times \mathbf{R} dv' \quad (9)$$

which is precisely Biot-Savart's law with the current density evaluated at time t .

We note that, to first order, Biot-Savart's law is still a very good approximation for the magnetic field generated by a time-varying current as long as the variation is slow [16]. By developing in series the current density and truncating the development in the second term, we are neglecting the higher order terms. Therefore, the slow variation of the current implies that the third term is much smaller than the second term,

$$\frac{R^2}{2c^2} \ddot{\mathbf{J}}_c \ll \frac{R}{c} \dot{\mathbf{J}}_c \quad (10)$$

To appreciate the physical significance of this relationship, let us note that for a sinusoidally varying conduction current density, as given by Eq. 3, the time derivative is proportional to the frequency ω and its second derivative to ω^2 . Taking this aspect into account and simplifying Eq. 10, we find that when the current varies slowly

$$\frac{R\omega}{c} \ll 1. \quad (11)$$

Let us denote $\Delta t = R/c$ the time needed for the magnetic field to arrive from the source to the point of interest and the period as $T = 2\pi/\omega$. The condition for assuming that the current varies slowly is

$$\Delta t \ll T \quad (12)$$

We see then that when the time it takes for the magnetic field to propagate from its source to the place where it is measured is much less than the time it takes for the current to change, the Biot-Savart's law is still a very good approximation.

Since Biot-Savart's law is derived from Ampère's law, the condition given by Eq. 10 is equivalent to stating that, under these circumstances, the magnetic field can be determined using Maxwell's equations in a decoupled manner. Consequently, the displacement current term, which couples Ampère-Maxwell's law with Faraday's law, can be neglected.

Although the analysis carried out is beyond the scope of an introductory course in electromagnetism, the discussion of the qualitative point of view as to why it seems

reasonable to use Biot-Savart's law when currents vary slowly can be carried out in introductory courses. Thus, the study of the displacement current in a resistor allows us not only to recognise that it can manifest itself in other elements of a circuit besides the capacitor, but also to discuss the framework of validity of Biot-Savart's law.

III. DISPLACEMENT CURRENT IN A COAXIAL CABLE

The analysis of electromagnetic fields in a coaxial cable is useful to show where the limits of Ampere's law lie. The coaxial cable is a well known system and is widely developed in textbooks in two extreme cases. One is the well-known case of a coaxial cable with direct current, in which a constant magnetic field is generated that is confined to the interior of the coaxial cable. The other well-studied case is that of high-frequency alternating current, which gives rise to what is known as a waveguide or transmission line, in which stationary electromagnetic waves are produced. What is meant by high frequencies and what happens to the displacement current and the Ampère-Maxwell law in the case of intermediate frequencies is analysed and demonstrated in this example.

Let us consider a coaxial cable with a uniform time-dependent current $I(t) = I_0 \cos(\omega t)$ in the inner conductor of radius a , which returns through the exterior conductor of radius b . This current generates electromagnetic fields in the insulating region that separates both conductors. To simplify the analysis, without losing validity in the final conclusions, let us consider that the conductors are ideal, with zero resistivity $\rho \approx 0$, and that the permittivity and permeability of the insulator are ϵ_0 and μ_0 . Applying Ampère's law on a circumference C with radius r as shown in Fig. 2, upper panel, the magnetic field is in the azimuthal direction and its magnitude, in the inner conductor and the in insulating region, results

$$B = \frac{\mu_0}{2\pi a^2} I_0 \cos(\omega t) r \quad (0 \leq r \leq a), \quad (13)$$

and

$$B = \frac{\mu_0}{2\pi} I_0 \cos(\omega t) \frac{1}{r} \quad (a < r < b). \quad (14)$$

This time-dependent azimuthal magnetic field implies the existence of a longitudinal electric field that can be obtained by means of Faraday's law. Let us consider a rectangular shaped curve C' with two of its sides parallel to the longitudinal direction at distances r' and R from the z -axis (as shown in the middle and bottom panels of Fig. 2), then the magnetic flux inside C' is given by

$$\Phi_B = \int \mathbf{B} \cdot d\mathbf{A} = \int_0^l \int_{r'}^R B dr dz \quad (15)$$

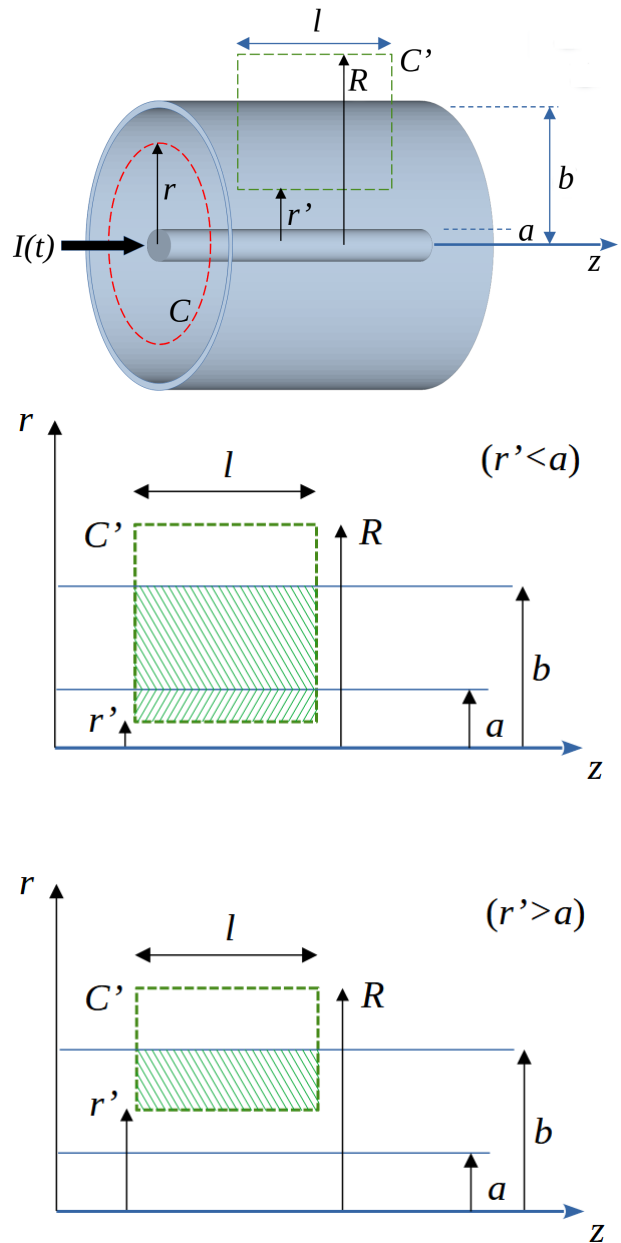


FIG. 2. Top panel: a longitudinal section of the coaxial and the curves C and C' considered in the analysis. Middle panel: if $r' < a$ the flux produced by the field in Eq. 13 between r' and a must be added to that produced in Eq. 14 between a and b . Lower panel: if $r' > a$ only the flux produced by the field Eq. 14 between r' and b should be considered.

If $r' < a$, the magnetic flux results

$$\begin{aligned} \Phi_B = & \int_0^l \int_{r'}^a \frac{\mu_0}{2\pi a^2} I_0 \cos(\omega t) r dr dz + \\ & + \int_0^l \int_a^b \frac{\mu_0}{2\pi} I_0 \cos(\omega t) \frac{1}{r} dr dz \end{aligned} \quad (16)$$

which can readily be integrated to obtain

$$\Phi_B = \frac{\mu_0}{2\pi} I_0 \cos(\omega t) l \left[\frac{1}{2a^2} (a^2 - r'^2) + \text{Ln} \left(\frac{b}{a} \right) \right], \quad (17)$$

$(0 \leq r' \leq a).$

In the inner region, $a < r' < b$, the magnetic flux can be expressed as

$$\Phi_B = \int_0^l \int_{r'}^b \frac{\mu_0}{2\pi} I_0 \cos(\omega t) \frac{1}{r} dr dz, \quad (18)$$

integrating this expression we obtain

$$\Phi_B = \frac{\mu_0}{2\pi} I_0 \cos(\omega t) l \text{Ln} \left(\frac{b}{r'} \right). \quad (19)$$

The electric field in the inner region can be obtained from Faraday's law considering the curve C'

$$\oint_{C'} \mathbf{E} \cdot d\mathbf{l} = -\dot{\Phi}_B, \quad (20)$$

and substituting Eq. 19 results

$$El = \omega \frac{\mu_0}{2\pi} I_0 \sin(\omega t) l \left(\frac{1}{2a^2} (a^2 - r^2) + \text{Ln} \left(\frac{b}{a} \right) \right), \quad (21)$$

$(0 \leq r \leq a).$

The electric field in the insulating region can be similarly obtained using

$$El = \omega \frac{\mu_0}{2\pi} I_0 \sin(\omega t) l \text{Ln} \left(\frac{b}{r} \right), \quad (a < r < b). \quad (22)$$

Finally, the previous expressions can be easily rearranged to give

$$E = \frac{\mu_0}{2\pi} \omega I_0 \sin(\omega t) \left[\text{Ln} \left(\frac{b}{r} \right) + \frac{1}{2} - \frac{r^2}{2a^2} \right], \quad (23)$$

$(0 \leq r \leq a)$

and

$$E = \frac{\mu_0}{2\pi} \omega I_0 \sin(\omega t) \text{Ln} \left(\frac{b}{r} \right), \quad (a < r < R). \quad (24)$$

This time-dependent electric field gives rise to a displacement current, which, in principle, prevents the direct application of Ampère's law. Solving for the complete electromagnetic field requires a full solution to Maxwell's equations, which is beyond the scope of introductory courses. However, it is useful to determine the conditions under which the displacement current can be neglected, allowing Ampère's law to remain a valid approximation. The displacement current associated with the time-dependent electric field inside a cylindrical region of radius r , ($a < r < b, a \approx 0$), is given by:

$$I_D = \varepsilon_0 \int_S \frac{d\mathbf{E}}{dt} \cdot d\mathbf{A} \approx \approx \frac{1}{4} \varepsilon_0 \mu_0 \omega^2 I_0 \cos(\omega t) r^2 \left[2 \text{Ln} \left(\frac{b}{r} \right) + 1 \right]. \quad (25)$$

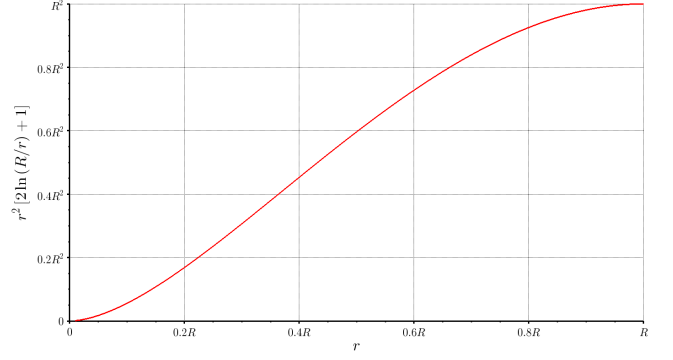


FIG. 3. This plot reveals that the amplitude of the displacement current given by the last factor of Eq. 25 is bounded by b^2 .

Note that the electric field inside the conductor, which is associated with the conduction current, does not contribute to the displacement current. This is because the field is negligible due to the conductor's extremely low resistivity $\rho \approx 0$, as mentioned earlier. Consequently, since $E = \rho J \approx 0$, the displacement current within the conductor can be ignored.

Although the amplitude of the displacement current is not constant we can find the maximum value in the region of interest. As shown in Fig. 3, the last factor of Eq. 25 is bounded by b^2 , then

$$I_D \leq \frac{1}{4} \varepsilon_0 \mu_0 \omega^2 I_0 \cos(\omega t) b^2 \quad (26)$$

in the region $r < b$.

If the amplitude of the displacement current is much smaller than the amplitude of the conduction current $I_D \ll I$, the relation given by Eq. 26 can be expressed as

$$\frac{\varepsilon_0 \mu_0 \omega^2 b^2}{4} \ll 1 \quad (27)$$

Given the speed of light is $c = 1/\sqrt{\varepsilon_0 \mu_0}$, it can be rewritten as

$$\frac{\omega^2 b^2}{4c^2} \ll 1 \quad (28)$$

$$\frac{b}{2c} \ll \frac{1}{\omega} = \frac{T}{2\pi}$$

where T is the period of the time-varying current I and consequently of the fields \mathbf{E} and \mathbf{B} , while the quotient b/c is the time t that the fields needed to travel the distance b , that is,

$$t \ll \frac{T}{\pi}. \quad (29)$$

We can derive an equivalent condition in terms of distances rather than time by revisiting Eq. 28 and expressing ω in term of the frequency f , resulting

$$\frac{2\pi f b}{2c} \ll 1, \quad (30)$$

and

$$b \ll \lambda \quad (31)$$

where λ is the wavelength.

The inequality 29 indicates that I_D is negligible when the time required for the fields to propagate from their source to the evaluation point is much shorter than the time scale over which the sources change state. This corresponds to a system in which the currents vary slowly. Similarly, the inequality 31 shows that this condition holds when the system's dimensions are much smaller than the wavelength. Therefore, in systems where the currents vary slowly—or equivalently, where the system's dimensions are much smaller than the wavelength—Ampère's law provides a good approximation for determining the magnetic field.

IV. CONCLUDING REMARKS

In this article, we explored the role of displacement current in coaxial cables and resistors, highlighting that it extends beyond charging capacitors to emerge as a fundamental aspect of time-varying electric fields. This broader perspective deepens students' understanding of displacement current and its significance within electromagnetic theory.

The examples presented offer a pathway to discuss the limits of validity of Ampere's and Biot-Savart's laws, fostering critical thinking and helping students develop physical intuition about when certain effects, such as conduction current, dominate over others, like displacement current. These concepts are fundamental for the accurate application of electromagnetic principles to real-world systems.

Finally, by exploring the interplay between temporal and spatial scales, this work paves the way for more advanced topics. We believe that introducing these concepts—even qualitatively—at an introductory level fosters a deeper understanding of the transition from static to dynamic electromagnetic fields, preparing students for more advanced studies in electromagnetism.

-
- [1] A. Beléndez, J. J. Sirvent-Verdú, T. Lloret, J. C. García-Vázquez, R. Ramírez-Vázquez, and S. Marini, Capacitor connected to an alternating voltage: Maxwell's equations, Poynting's theorem and oscillating l-c circuits, *European Journal of Physics* **45**, 045201 (2024).
- [2] B. Batell and A. Ferstl, Electrically induced magnetic fields; a consistent approach, *American Journal of Physics* **71**, 925 (2003).
- [3] A. Suárez, A. C. Martí, K. Zuza, and J. Guisasola, Electromagnetic field presented in introductory physics textbooks and consequences for its teaching, *Phys. Rev. Phys. Educ. Res.* **19**, 020113 (2023).
- [4] H. D. Young and R. A. Freedman, *University Physics with Modern Physics* (Pearson Education, 2020).
- [5] R. A. Serway and J. W. Jewett, *Physics for scientists and engineers*, Vol. 2 (Cengage learning, 2019).
- [6] P. A. Tipler and G. Mosca, *Physics for Scientists and Engineers* (W.H. Freeman and Company, 2008).
- [7] R. W. Chabay and B. A. Sherwood, *Matter and interactions* (John Wiley & Sons, 2015).
- [8] D. C. Giancoli, *Physics for scientists and engineers with modern physics* (Pearson Education, 2014).
- [9] J. Walker, R. Resnick, and D. Halliday, *Halliday and resnick fundamentals of physics* (Wiley, 2014).
- [10] A. Suárez, A. C. Martí, K. Zuza, and J. Guisasola, Learning difficulties among students when applying ampère-maxwell law and its implications for teaching, *Phys. Rev. Phys. Educ. Res.* **20**, 010143 (2024).
- [11] A. Suárez, A. C. Martí, K. Zuza, and J. Guisasola, Understanding student challenges with circulation and ampère-maxwell law, *European Journal of Physics* **46**, 025701 (2025).
- [12] Á. Suárez, M. Monteiro, and A. C. Martí, Displacement current: examples that go beyond the beaten path, arXiv preprint arXiv:2501.06111 (2025).
- [13] C. L. Allred, D. J. Della-Rose, B. M. Flusche, R. R. Kiziah, and D. J. Lee, Explaining Electromagnetic Plane Waves in a Vacuum at the Introductory Level, *The Physics Teacher* **48**, 173 (2010), https://pubs.aip.org/aapt/pte/article-pdf/48/3/173/9856247/173_1_online.pdf.
- [14] A. Suárez, A. C. Martí, K. Zuza, and J. Guisasola, Las relaciones causa-efecto en las ecuaciones de maxwell y sus implicancias en la enseñanza del electromagnetismo en los cursos introductorios de física, *Revista Brasileira de Ensino de Física* **44**, 10.1590/1806-9126-RBEF-2022-0230 (2022).
- [15] O. Jefimenko, *Electricity and magnetism*. appleton-century-crofts, New York: Electret Scientific, Star City, WV (1966).
- [16] D. J. Griffiths, *Introduction to Electrodynamics. Always learning* (Pearson Education, 2013) pp. 449–450.