

Beeping Deterministic CONGEST Algorithms in Graphs

Pawel Garncarek* Dariusz R. Kowalski† Shay Kutten‡ Miguel A. Mosteiro§

Abstract

The Beeping Network (BN) model captures important properties of biological processes, for instance, when the beeping entity, called *node*, models a cell. Perhaps paradoxically, even the fact that the communication capabilities of such nodes are extremely limited has helped BN become one of the fundamental models for networks where nodes’ transmissions interfere with each other. Since in each round, a node may transmit at most one bit, it is useful to treat the communications in the network as distributed coding and design it to overcome the interference. We study both non-adaptive and adaptive codes. Some communication and graph problems already studied in the Beeping Networks admit fast (i.e., polylogarithmic in the network size n) *randomized* algorithms. On the other hand, all known *deterministic* algorithms for non-trivial problems have time complexity (i.e., the number of beeping rounds, corresponding to the length of the used codes) at least polynomial in the maximum node-degree Δ .

We improve known results for deterministic algorithms by first showing that this polynomial can be as low as $\tilde{O}(\Delta^2)$. More precisely, we prove that beeping out a single round of any CONGEST algorithm in any network of maximum node-degree Δ can be done in $O(\Delta^2 \text{polylog } n)$ beeping rounds, each accommodating at most one beep per node, even if the nodes intend to send different messages to different neighbors. This upper bound reduces polynomially the time for a *deterministic* simulation of CONGEST in a Beeping network, comparing to the best known algorithms, and nearly matches the time obtained recently using *randomization* (up to a poly-logarithmic factor). Our simulator allows us to implement any efficient algorithm designed for the CONGEST networks in the Beeping Networks, with $O(\Delta^2 \text{polylog } n)$ overhead. This $O(\Delta^2 \text{polylog } n)$ implementation results in a polynomial improvement upon the best-to-date $\Theta(\Delta^3)$ -round beeping MIS algorithm (and of related tasks). Using a more specialized (and thus, more efficient) transformer and some additional machinery, we constructed various other efficient deterministic Beeping algorithms for various other commonly used building blocks, such as Network Decomposition (seminal in the field of CONGEST graph algorithms). For h -hop simulations, we prove a lower bound $\Omega(\Delta^{h+1})$, and we design a nearly matching algorithm that is able to “pipeline” the information in a faster way than working layer by layer.

Keywords: Beeping Networks, CONGEST Networks, deterministic simulations, graph algorithms.

*University of Wrocław, Institute of Computer Science, Wrocław, Poland; supported by the National Science Center, Poland (NCN), grant 2020/39/B/ST6/03288.

†Augusta University, Department of Computer & Cyber Sciences, Augusta, GA, USA

‡Technion, Israel Institute of Technology, Haifa, Israel; a large part of this author’s research was performed while he was on a sabbatical at Fraunhofer SIT in Darmstadt. Research supported in part by the Israeli Science Foundation and by The Bernard M. Gordon Center for Systems Engineering at the Technion.

§Pace University, Computer Science Department, New York, NY, USA; partially supported by Pace SRC grant and Kenan fund.

1 Introduction

The study of the Beeping Networks (BN) model is simultaneously interesting, challenging, and useful in several respects. Even multiple less-restrictive ad-hoc networks (e.g., wireless) are frequently the algorithmist delight: a seemingly simple computational problem that becomes challenging under harsh yet realistic conditions. In terms of communication, Beeping Networks [11] may be the harshest model: network nodes can only *beep* (emit a signal) or *listen* (detect if a signal is emitted in its vicinity). A listening node may distinguish between *silence* (no beeps) and *noise* (at least one beep), but it cannot distinguish between a single beep and multiple. Theoretically, the Beeping model is important since it enables one to study whether distributed tasks can be performed efficiently under minimal conditions, and it is a fundamental model to study communication complexity on channels where signals are superimposed (by applying the OR operator), which makes it more challenging than the basic model in which transmissions on links are independent. Moreover, in a one-hop network,¹ non-adaptive communication schedules in the Beeping model are equivalent to superimposed codes, which have been widely applied not only to communication problems, but also to text alignments, bio-computing, data pooling, dimensionality reduction, and other areas.

In addition to its theoretical importance, this model is recognized as useful for studying natural communication in biological networks [30, 2] (e.g., cells). A better understanding of the power of biological communication processes may lead to better nature-inspired algorithms [28].

It has been argued that the model is also a practical tool because algorithms designed for Beeping Networks can be implemented on non-expensive devices with low energy consumption. For example, nodes are deployed (in ad-hoc topologies) for monitoring in Internet of Things (IoT) applications such as Sensor Networks. It should be noted that a mechanism similar in properties to beeping, called “busy tone,” has been in wide use in wireless networks but for very limited purposes in channel access algorithms (as opposed to the Beeping model that is intended for general purposes distributed algorithms). See, e.g., [33, 22].

A wealth of successful research on computational problems in Beeping Networks has appeared in the literature (see, for instance [5, 16] and the references therein). Nevertheless, fundamental distributed computing questions remain open in the context of Beeping Networks, especially for deterministic algorithms. On the other hand, the CONGEST [31] model has been profusely studied. A natural question that follows is how to efficiently transform CONGEST Network algorithms into Beeping Network algorithms.

1.1 Our Contributions

The results are detailed and compared to previous work in Table 1. Our main contributions are the near optimal² deterministic implementations of two simulators. The main simulator efficiently translates any CONGEST algorithms (deterministic or randomized) to the Beeping model. Each CONGEST round is simulated using $O(\Delta^2 \text{polylog } n \log \Delta)$ rounds, improving the previous result of $O(\Delta^4 \log n)$ of [5]. The other simulator translates (more efficiently - $O(B\Delta^2 \log n)$ for sending B bits) the more specialized *local broadcast* operation (called “broadcast CONGEST” in [13]) where, whenever a node sends a message to its neighbors, it sends all of them the same message. It seems interesting that for the specialized simulator, we managed to employ non-adaptive “Beeping codes”, i.e., not needing to know the topology nor to adapt an action based on beeps heard from the channel; as such, its performance almost matches a lower bound $\Omega(\Delta^2 \log_{\Delta} n)$ for *non-adaptive* algorithms [10]. In contrast, for the more general simulator, we had to develop a technique that may be of interest in itself. We started with more complex codes and added a hierarchical structure. On top of that, we developed an adaptive algorithm that employs a novel three-stage handshake to distinguish between a genuine message and a message the adversary may have composed by colliding several transmissions.

We demonstrate the usefulness of the general simulator by improving the known results for the problem most heavily investigated under the Beeping model, namely, the Maximal Independent Set (MIS). We also demonstrate the use of the more specialized simulator (plus some additional machinery) to construct efficient algorithms for other common building blocks of algorithms, such as a node learning its neighborhood (in $O(\Delta^2 \log^2 n)$ beeping rounds), learning the whole cluster ($O(\Delta^2 \log^4 n)$ for clusters of depth $O(\log^2 n)$) for all the clusters in parallel, and Network Decomposition ($O(\Delta^2 \log^8 n)$).

Another set of results concerns whether a gap exists between the complexity of randomized and deterministic algorithms. For the task of a general simulation of CONGEST algorithms, the time taken by our

¹For any given path of links connecting two nodes, the number of *hops* is the number of links in such path.

²Optimal up to a polylogarithmic factor.

problem	protocol type	beeping rounds	ref
simulation of one CONGEST round	randomized	$O(\Delta \min(n, \Delta^2) \log n)$ whp	[3]
		$O(\Delta^2 \log n)$ whp	[13]
	deterministic	$O(\Delta^4 \log n)$	[5]
		$O(\Delta^2 \text{polylog } n)$	Thm. 6
rand./det.	$\Omega(\Delta^2 \log n)$	[13]	
B -bit h -hop simulation	deterministic	$O(h \cdot B \Delta^{h+2} \text{polylog } n)$	Thm. 8
	rand./det.	$\Omega(B \Delta^{h+1})$	Thm. 7
Local Broadcast	rand./det.	$\Omega(\Delta \log n)$	[13]
	deterministic	$O(B \Delta^2 \log n)$, for B bits	Thm. 1
B -bit h -hop Local Broadcast	rand./det.	$\Omega(B \Delta^h)$	Thm. 7
Learning Neighborhood	deterministic	$O(\Delta^2 \log^2 n)$	Thm. 2
Cluster Gathering		$O(\Delta^2 \log^4 n)$	Thm. 3
$(\log n, \log^2 n)$ -Network Decomposition		$O(\Delta^2 \log^8 n)$	Thm. 4
MIS		$O(\Delta^3 + \Delta^2 \log n)$	[5]
		$O(\Delta^2 \text{polylog } n)$	Cor. 1

Table 1: Summary of our results and related work for Beeping Networks with n nodes and maximum degree Δ . All protocols are distributed. The local broadcast lower bound applies to non-adaptive content-oblivious protocols. Highlighted pairs of cells show a comparison of our main results. For the general CONGEST simulator and Local Broadcast we show their comparison with the existing randomized results, whereas for MIS we show the upper bound improvement with respect to existing work.

deterministic simulator ($O(\Delta^2 \text{polylog } n \log \Delta)$), matches the known lower bound ($\Omega(\Delta^2 \log n)$) [13] up to a poly-logarithmic factor. The proof of the $\Omega(\Delta^2 \log n)$ lower bound in [13] is based on requiring each node to transmit a different string of bits to each of its neighbors.³ If the string of bits could be the same, that is, the much simpler problem known as local broadcast, that lower bound would collapse to $\Omega(\Delta \log n)$. Both lower bounds also hold for randomized solutions, which implies no (substantial) gap between randomness and determinism in the case of general CONGEST simulation algorithms.

An interesting generalization is to extend the notion of neighborhood to $h \geq 1$ hops. For the case where each node has a possibly different B -bit message to deliver to all nodes in its h -hop neighborhood, a problem that we call *B -bit h -hop simulation*, we show bounds $O(h \cdot B \Delta^{h+2} \text{polylog } n)$ and $\Omega(B \Delta^{h+1})$, where the lower bound holds also for randomized solutions. Our algorithm, on the other hand, efficiently “pipelines” point-to-point messages, and achieves substantially better complexity (for $h > 3$) than a straightforward application of 1-hop simulator h times (which would need $O(\Delta^{2h} \text{polylog } n)$ time). For the simpler problem when each node has to deliver the same message to all nodes in its h -hop neighborhood, which we call *B -bit h -hop Local Broadcast*, we show a lower bound of $\Omega(B \Delta^h)$ even with randomization.

³This problem is named local broadcast in [13]. However, if a different message is sent to each neighbor, the reason for calling it broadcast is unclear. We reserve the name local broadcast for the classic problem of sending the *same message to all neighbors*.

1.2 Related Work

The BN model was defined by Cornejo and Kuhn in [11] in 2010, inspired by continuous beeping studied by Degeysys et al. [14] and Motskin et al. [29], and by the implementation of coordination by carrier sensing given by Flury and Wattenhofer in [18]. Since then, the literature has included studies on MIS and Coloring [2, 1, 27, 23, 5, 7], Naming [8], Leader Election [21, 19, 15], Broadcast [21, 25, 26, 12, 4], and Shortest Paths [16].

Techniques to implement CONGEST algorithms in Beeping Networks were studied. In [5], the approach is to schedule transmissions according to a 2-hop c -coloring to avoid collisions. The multiplicative overhead introduced by the simulation is in $O(c^2 \log n)$. A constant c is enough for the simulation, but the only coloring algorithm provided in the same paper takes time $O(a^2 \Delta^2 \log^2 n + a^3 \Delta^3 \log n)$ for a $(\Delta^2 + 1)$ -coloring. Thus, the multiplicative overhead is in $O(\Delta^4 \log n)$. Thus, with respect to such work, our simulation improves by a factor of $\Delta^2 / \text{polylog } n$.

On the side of randomized protocols, in a recent work by Davies [13], a protocol that simulates a CONGEST round in a Beeping Network with $O(\Delta^2 \log n)$ overhead is presented. The protocol works even in the presence of random noise in the communication channel. Still, it is correct only with high probability (whp),⁴ and requires a polynomial number of CONGEST rounds in the simulated algorithm. More relevant for comparison with our work, in the same paper, a lower bound of $\Omega(\Delta^2 \log n)$ on the overhead to simulate a CONGEST round is shown. The lower bound applies even in a noiseless environment and regardless of randomization. Thus, our simulation is optimal modulo some poly-logarithmic factor. Another randomized simulation was previously presented in [3] with overhead of $O(\Delta \min(n, \Delta^2) \log n)$ whp.

With respect to our study on MIS, the closest work is the deterministic protocol presented in [5], which runs in $O(\Delta^2 \log n + \Delta^3)$. Thus, our results improve by a factor of $\Delta / \text{polylog } n$ for any $\Delta \in \omega(\log n)$, and match the running time (modulo poly-logarithmic factor) for $\Delta \in O(\log n)$.

On the side of randomized MIS protocols, an upper bound of $O(\log^3 n)$ has been shown in [1] for the same beeping model, and faster with some additional assumptions.

Our network decomposition algorithm for Beeping Networks is heavily based on the protocol for the CONGEST model [20] that shows a $(\log n, \log^2 n)$ network decomposition in $O(\log^5 n)$ CONGEST rounds. For comparison, we complete the same network decomposition in $O(\Delta^2 \log^7 n)$ beeping rounds.

Most works in the Beeping Networks literature assume that all nodes start execution simultaneously, called global synchronization. For settings where that is not the case, it is possible to simulate global synchronization in Beeping Networks where nodes start at different times, as shown in [1, 19, 15, 24].

2 Model, Notation, and Problems

We consider a communication network formed by n devices with communication and computation capabilities, called **nodes**. Each node has a unique **ID** from the range $[1, n^c]$ for some constant $c \geq 1$.⁵ Nodes communicate by sending **messages** among them. A message is composed of a binary sequence containing the source node ID, the destination node ID (if applicable), and the specific information to be sent. If the destination node receives the message from the source node, we say that the message was **delivered**. Each pair of nodes that are able to communicate directly (i.e., without relaying communication through other nodes) are said to be connected by a communication **link** and are called **neighbors**. We assume that links are **symmetric**, i.e., messages can be sent in both directions (delivery is restricted to the communication models specified below). The network topology defined by the communication links is modeled with an undirected graph $G = (V, E)$ where V is the set of nodes and E is the set of links. If E is such that for every pair of nodes $u, v \in V$ there is a path of links connecting u and v we say that the network is **connected**. For each node $v \in V$, the set of neighbors of v is called its **neighborhood**, denoted as $N(v)$. We assume that time is slotted in **rounds** of communication. All nodes start running protocols simultaneously, i.e., the network is **synchronous**. We assume that computations take negligible time with respect to communication. Thus, we measure algorithm performance in rounds.

⁴An event E occurs *with high probability* if $\text{Prob}(E) \geq 1 - 1/n^c$ for some $c > 0$.

⁵The availability of identifiers is essential in order to break symmetry in deterministic protocols, as pointed out in previous works on deterministic protocols in the Beeping model [5, 15].

2.1 Communication Models

Beeping Networks [11]. In this model, in each round each node can either *beep* (send a signal) or *listen* (do not send any signal). By doing so, nodes obtain the following *communication channel feedback*. In any given round, a listening node *hears* either *silence* (no neighbor beeps) or *noise* (one or more neighbors beep). A listening node that hears noise cannot distinguish between a single beep and multiple beeps.

Network protocols may use the channel feedback (i.e. the temporal sequence of strings from {“silence”, “noise”}) to make decisions adaptively. However, delivering messages is not straightforward because it requires sending (and receiving) the whole binary sequence of the message (according to some beeping schedule, possibly changing adaptively during the communication), somehow encoded with beeps. In that sense, protocols for Beeping Networks can be seen as radio network coding to cope with the communication restrictions (as in [17] to cope with noise).

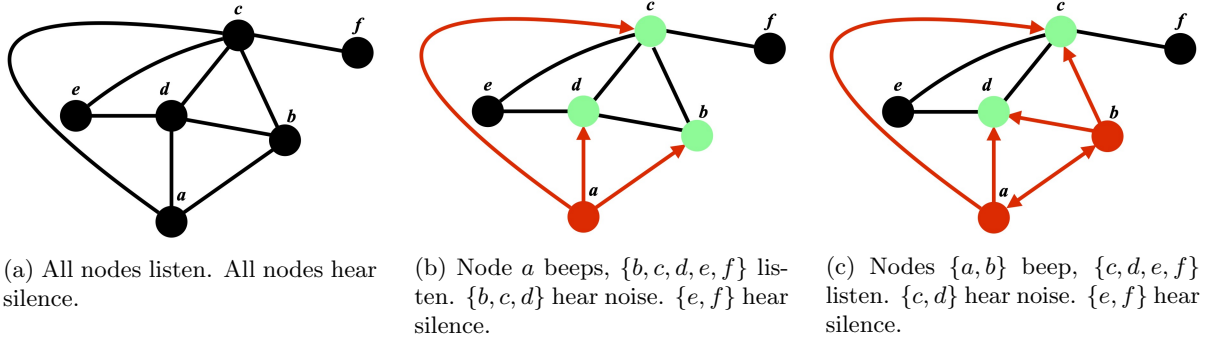


Figure 1: Beeping Network communication model example.

CONGEST Networks [31]. In this model, in each round each node can send a (possibly different) message of $O(\log n)$ bits to each neighbor independently. All nodes receive the messages sent by their neighbors. That is, there are no collisions. In the **CONGEST Broadcast** version of this model, each node can only broadcast the same message to all its neighbors in each round.

2.2 Problems Studied

Our main research question in this work is how to efficiently simulate a round of communication of a CONGEST Network protocol in a Beeping Network. We also study several distributed computing problems (of independent interest) in the context of Beeping Networks, and applications of our simulator that improve efficiency with respect to known solutions for Beeping Networks.

Before specifying the problems studied, we define the following notation for any Beeping Network with topology graph $G = (V, E)$. A *cluster* of nodes C is a subset of nodes in V (i.e. $C \subseteq V$)⁶. We say that clusters C_1 and C_2 are *neighboring clusters* if and only if there exist vertices $v_1 \in C_1$ and $v_2 \in C_2$ such that $\{v_1, v_2\} \in E$. We say that a subgraph G' of graph G has a *weak-diameter* D if each vertex in G' is at most D distance away from every other vertex in G (the original graph).⁷ An *independent set* is a set of nodes $S \subseteq V$ such that $\forall u, v \in S : \{u, v\} \notin E$. A *maximal independent set (MIS)* is an independent set that is not a subset of any other independent set.

The definitions of all problems studied follow.

Local Broadcast. Given a Beeping Network with topology graph $G = (V, E)$, where each node $v \in V$ holds a message m_v , this problem is solved once m_v is delivered to every node in $N(v)$.

Learning Neighborhood. Given a Beeping Network with topology graph $G = (V, E)$, the learning neighborhood problem is solved once every node $v \in V$ knows the ID of every node $u \in N(v)$.

Cluster Gathering. Given a Beeping Network with topology graph $G = (V, E)$, where each node $v \in V$ holds some data d_v , the set of nodes is partitioned in $k \geq 1$ *clusters* as $\{C_1, C_2, \dots, C_k\}$, and for each cluster C_i , $i \in [k]$, there is a designated *leader* node $l_{C_i} \in C_i$ and a Steiner tree of depth at most $O(\log^2 n)$ that spans the cluster C_i , the cluster gathering problem is solved once all leaders have received the data of all nodes in their cluster. That is, for each $i \in [k]$, l_i knows d_v , for all $v \in C_i$.

⁶Note that a cluster does not need to be connected.

⁷In contrast with the regular diameter, where each vertex in G' is at most D distance away from every other vertex in G' .

Network Decomposition. Given a Beeping Network with topology graph $G = (V, E)$ and parameter integers C and D , the (C, D) -network decomposition problem is to find a partition of V into clusters $\{C_1, C_2, \dots\}$ such that each cluster has weak-diameter at most $O(D)$, and each cluster can be assigned a color so that, for every pair of neighboring clusters C_i, C_j , the color of C_i and C_j are different, and the number of colors used is in $O(C)$.

CONGEST Simulation. Given a Beeping Network with topology graph $G = (V, E)$, where each node $u \in V$ may hold a message $m_{u,v}$ of $O(\log n)$ bits that must be delivered to node $v \in N(u)$, the CONGEST simulation problem is solved once for every $u \in V$ and $v \in N(u)$, $m_{u,v}$ and the ID of u has been delivered to v .

Maximal Independent Set. Given a Beeping Network with topology graph $G = (V, E)$, The Maximal Independent Set problem is solved when, for some such set, $S \subseteq V$, every node $v \in S$, v knows that it is in S .

3 Initial Results

In this section, we present beeping protocols for four fundamental network problems, usually used as building blocks of more complex tasks. Namely, Local Broadcast, Cluster Gathering, Learning Neighborhood, and Network Decomposition. The following theorems establish the performance of our protocols. The details of the algorithms as well as the proofs of the theorems are left to Section 7.

Recall that IDs of nodes come from the range $[1, n^c]$, for some constant $c \geq 1$.

Theorem 1. *Let \mathcal{N} be a Beeping Network with n nodes, where each node v knows n , parameter c , the maximum degree Δ , and its neighborhood $N(v)$, and holds a message m_v of length at most $B > 0$. There is a deterministic distributed algorithm that solves local broadcast on \mathcal{N} in $O(B\Delta^2 \log n)$ beeping rounds.*

Theorem 2. *Let \mathcal{N} be a Beeping Network with n nodes, where each node v knows n and parameter c . There is a deterministic distributed algorithm that solves learning neighborhood on \mathcal{N} in $O(\Delta^2 \log^2 n)$ beeping rounds.*

Theorem 3. *Let \mathcal{N} be a Beeping Network with n nodes, where each node v knows n , parameter c , the maximum degree Δ , and its neighborhood $N(v)$. There is a deterministic distributed algorithm that solves cluster gathering on \mathcal{N} in $O(\Delta^2 \log^4 n)$ beeping rounds.*

Theorem 4. *Let \mathcal{N} be a Beeping Network with set V of n nodes, where each node $v \in V$ knows n , parameter c and the maximum degree Δ . There is a deterministic distributed algorithm that computes a $(\log n, \log^2 n)$ -network decomposition of \mathcal{N} in $O(\Delta^2 \log^8 n)$ beeping rounds.*

4 Simulation of a CONGEST Round in Beeping Networks

Unfortunately, not all efficient graph algorithms in the CONGEST networks have the property of always broadcasting the same (short) message to every neighbor, which we exploit in Section 7.1.⁸ In this section, we present a deterministic distributed algorithm that simulates a round of *any algorithm in the CONGEST model*, even if the algorithm sends different messages to neighbors. It is only somewhat (polylogarithmically) slower than the more restricted one (local broadcast, which required a node to send the same message to all its neighbors), given in Theorem 1 and Section 7.1, but it is adaptive and uses heavier machinery. The novel construction is built hierarchically using the known family of code called “avoiding selectors”. This, intuitively, already says “when to beep.” However, it is still possible that, for example, when two neighbors of some node v send a (different) message, of multiple bits per message, node v will receive a “message” that is a logical OR of the two. This is efficiently resolved by the new adaptive algorithm by employing a 3-stage handshake procedure, which sends pieces of the code that now serve in identifying what the IDs and messages are; it allows to spot overlapping transmissions from more than one neighbor and successfully decode those that do not overlap. Intuitively, each stage is “triggered” by a different level of the code.

⁸Note that in the LOCAL model, where the sizes of messages are of second importance (as long as they are polynomial), nodes can combine individual messages into one joint message and send it to all neighbors.

Preliminaries and Challenges. Suppose every node has a possibly different message to deliver to each of its neighbors. We could use the algorithm from Section 7.2 to learn neighbors’ IDs first in $O(\Delta^2 \log^2 n)$ beeping rounds. W.l.o.g., assume that each message from a node v to a node w has $O(\log n)$ bits (otherwise, the bound on the time complexity is increased by a factor of $\mathcal{M}/\log n$, where \mathcal{M} is the maximum size of a single message). Simulation of a CONGEST round faces the following challenges.

Challenge 1. A node could try to compute its beeping schedule to avoid overlapping with other neighbors of the receiving node. However, it requires knowing at least 2-hop neighborhood, which is costly. A node could try to learn first the IDs of its 1-hop neighbors, and then broadcast them, one after another, using the local broadcast algorithm, but since there could be $\Theta(\Delta)$ such IDs (each represented by $O(\log n)$ bits), the overall time complexity would be $O(\Delta^3 \log^3 n)$, by Theorem 1. Instead, our algorithm uses specific codes, called avoiding selectors (see Definition 1), to assure partial progress in information exchange in periods that sum up to $\Theta(\Delta^2 \text{polylog } n \log \Delta)$.

Challenge 2. A node has to choose which of its input messages to beep at a time or find a more complex beeping code to encode many of its input messages. If it chooses “wrongly,” the message could be “jammed” by other beeping neighbors of the potential receiver. To overcome this, avoiding selectors ensures that many nodes “announce” themselves successfully (i.e., without interference) to many of their neighbors, and these “responders” use avoiding selectors to respond. Once an announcer hears the ID of its responder, the handshaking procedure allows them to fix rounds for their point-to-point, non-interrupted communication.

The abovementioned avoiding selectors for n nodes are parameterized by two numbers, k, ℓ , corresponding to the number of competing neighbors/responders versus the other (potentially interrupting) neighbors:

Definition 1 (Avoiding selectors). *A family \mathcal{F} of subsets of $[n]$ is called an (n, k, ℓ) -avoiding selector, where $1 \leq \ell < k \leq n$, if for every non-empty subset $S \in [n]$ such that $|S| \leq k$ and for any subset $R \subseteq S$ of size at most ℓ , there is an element $a \in S \setminus R$ for which there exists a set $F \in \mathcal{F}$ such that $|F \cap S| = \{a\}$.*

The following fact follows directly from Definition 1, see also [6, 9].

Fact 1. *Suppose we are given an (n, k, ℓ) -avoiding selector \mathcal{F} and a set S of size at most k . Then, the number of elements in S not “selected” by selector \mathcal{F} (i.e., for which there is no set in the selector that intersects S on such singleton element) is smaller than $k - \ell$.*

Theorem 5 ([6, 9]). *There exists an (n, k, ℓ) -avoiding selector of length $O\left(\frac{k^2}{k-\ell} \log n\right)$, and moreover, an (n, k, ℓ) -avoiding selector of length $O\left(\frac{k^2}{k-\ell} \text{polylog } n\right)$ can be efficiently deterministically constructed (in polynomial time of n) for some polylogarithmic function $\text{polylog } n$, locally by each node.*

4.1 The C2B Algorithm

Our simulator algorithm proceeds in epochs $i = 1, \dots, \log \Delta$. A pseudo-code for an epoch i is provided at the end of this subsection. In the beginning, each node has all its links not successfully realized – here by a link $\{v, w\}$ being realized we understand that up to the current round, an input message/ID sent by v (using a sequence of beeps) has been successfully encoded by w and vice versa (note that these are two different messages and were sent/encoded each in a different round); the formal definition of link realization will be given later. The goal of the algorithm is to preserve the following invariant for epoch $i \geq 1$:

At the end of epoch $i = 1, \dots, \log \Delta$, each vertex has less than $\kappa_i = \Delta/2^i$ incident links not realized.

We also set an auxiliary value $\kappa_0 = \Delta$, which corresponds to the maximum number of adjacent links per node at the beginning of the computation. For ease of presentation, we assume that node IDs come from the range $[1, n]$. Note that in all the formulas, the number of possible IDs appears only under logarithms, so the algorithm and proof for range $[1, n^c]$ are the same.

Algorithm for epoch i : Preliminaries and main concepts. Epoch i proceeds in subsequent batches of $2 \log n$ rounds, each batch is called a *super-round*. In a single super-round, a node can constantly listen or keep beeping according to some 0-1 sequence of length $2 \log n$, where 1 corresponds to beeping in the related round and 0 means staying silent. The sequences that the nodes use during the algorithm are *extended-IDs*, defined as follows: the first $\log n$ positions contain an ID of some node in $\{1, \dots, n\}$, while

the next $\log n$ positions contain the same ID with the bits flipped, that is, with ones swapped to zeros and vice versa. Note that extended-IDs are pairwise different, and each of them contains exactly $\log n$ ones and $\log n$ zeros. We say that a node v *beeps an extended-ID of node w in a super-round s* if, within super-round s , node v beeps only in rounds corresponding to positions with 1's in the extended ID of w (w could be a different node id than v). We say that a node w *receives an extended-ID of a node v in a super-round s* if:

- w does not beep in super-round s ,
- the sequence of noise/silence heard by w in super-round s form an extended-ID of v .

From the perspective of receiving information in a super-round, all other cases not falling under the above definition of receiving an extended-ID, i.e., when a node is not silent in the super-round or receives a sequence of beeps that does not form any extended-ID, are ignored by the algorithm, in the sense that it could be treated as meaningless information noise.

Analogously to extended-ID's, nodes create an *extended-message* by taking the binary representation of the message of logarithmic length and transforming it to a $2 \log n$ binary sequence in the same way as an extended-ID is created from the binary ID of a node. An extended-message, as well as an extended-ID, is easily decodable after being received without interruptions from other neighbors.

A specification of the conditions to achieve one-to-one communication, which is given “for free” in the CONGEST model, is crucial. An illustration of the following handshake communication procedure is shown in Figure 4. We say that our algorithm *realizes link* $\{v, w\}$ if the following are satisfied:

- (a) there are three consecutive super-rounds (called “responding”) in which v beeps an extended-ID of itself followed by an extended-ID of w and then by extended-message of v addressed to w , and w receives them in these super-rounds; intuitively, it corresponds to the situation when v “tells” w that it dedicates these three super-rounds for communication from itself to w , and w receives this information;
- (b) there are three consecutive super-rounds (called “confirming”) in which w beeps an extended-ID of itself followed by an extended-ID of v and by its extended-message addressed to v , and v receives them in these super-rounds; intuitively, it corresponds to the situation when w “tells” v that it dedicates these three super-rounds for communication from itself to v , and v receives this information;
- (c) there is a super-round, not earlier than the one specified in point (a), at the end of which node w locally marks link $\{v, w\}$ as realized, and analogously, there is a super-round, not earlier than the one specified in point (b), at the end of which node v locally marks link $\{v, w\}$ as realized.

It is straightforward to see that in super-rounds specified in points (a) and (b), a multi-directional communication between v and w takes place – by sending and receiving both “directed pairs” of extended-IDs of these two nodes, each of them commits that the super-rounds specified in points (a) and (b) are dedicated for sending a message dedicated to the other node, and vice versa. Additionally, in some super-round(s) both nodes commit that it has happened (c.f., point (c) above).

Algorithm for epoch i : Structure. An epoch i is split into $|\mathcal{F}_{\Delta, k_i}|$ *phases*, for a given $(n, \Delta, \Delta - k_i)$ -avoiding selector $\mathcal{F}_{\Delta, k_i}$ and parameter $k_i = \Delta/2^i$, parameterized by a variable j . Each phase starts with one *announcing super-round*, in which nodes in set $\mathcal{F}_{\Delta, k_i}(j)$ beep in pursuit to be received by some of their

Algorithm 1: C2B algorithm for each node u . $E(u)$ is a global variable.

$E(u) \leftarrow \{\{u, v\} \mid \{u, v\} \in E \text{ for some } v \in V\}$

Algorithm C2B()

```

1  for each epoch  $i = 1, 2, \dots, \log \Delta$  do
2       $k_i \leftarrow \Delta/2^i$ 
3      for each phase  $j = 1, 2, \dots, |\mathcal{F}_{\Delta, k_i}|$  do
4          if  $u \in \mathcal{F}_{\Delta, k_i}(j)$  then
5              announcer( $u, k_i$ )
6          else
7              listener( $u, k_i$ )

```

Algorithm 2: C2B algorithm for announcer node v .

```

Procedure announcer( $v, k_i$ )
  // announcing super-round
1  for each round  $r = 1, 2, \dots, 2 \log n$  do
2    if  $\langle v \rangle(r) = 1$  then beep else listen
3  for each sub-phase  $a = 1, 2, \dots, \log k_i$  do
4    for  $b = 1, 2, \dots, |\mathcal{F}_{k_i/2^{a-2}, k_i/2^{a-1}}|$  do
      // responding 3 super-rounds
5      for  $6 \log n$  rounds do listen // announcer only listens
6      if some  $\langle w \rangle \langle m_{w,v} \rangle$  was heard and  $\{w, v\} \in E(v)$  then
          // confirming 3 super-rounds
7        for each round  $r = 1, 2, \dots, 2 \log n$  do
8          if  $\langle v \rangle(r) = 1$  then beep else listen
9        for each round  $r = 1, 2, \dots, 2 \log n$  do
10         if  $\langle w \rangle(r) = 1$  then beep else listen
11        for each round  $r = 1, 2, \dots, 2 \log n$  do
12         if  $\langle m_{v,w} \rangle(r) = 1$  then beep else listen
13          $E(v) \leftarrow E(v) \setminus \{w, v\}$  // link realized
14         if  $E(v) = \emptyset$  then  $v$  stops executing
15       else
16         for  $6 \log n$  rounds do listen // wait to synchronize

```

neighbors. This super-round is followed by $\log k_i$ sub-phases, parameterized by $a = 1, \dots, \log k_i$. A sub-phase a uses sets from an $(n, k_i/2^{a-2}, k_i/2^{a-1})$ -avoiding selector $\mathcal{F}_{k_i/2^{a-2}, k_i/2^{a-1}}$ to determine who beeps in which super-round (together with additional rules to decide what extended-ID and extended-message to beep and how to confirm receiving them), and consists of $|\mathcal{F}_{k_i/2^{a-2}, k_i/2^{a-1}}|$ 6-tuples of super-rounds (3 responding super-rounds and 3 confirming super-rounds). The goal of a phase is to realize links that were successfully received (“announced”) in the first (announcing) super-round of this phase. This is particularly challenging in a distributed setting since many neighbors could receive such an announcement, but the links between them and the announcing node must be confirmed so that one-to-one communication between the announcer and responders could take place in different super-rounds (in one super-round, a node can receive only logarithmic-size information).

Algorithm for epoch i : Definitions and notation. The pseudocode of the C2B algorithm can be seen in Algorithm 1, and its subroutines in Algorithms 2 and 3. $\mathcal{F}_{\Delta, k_i}$ is a locally computed $(n, \Delta, \Delta - k_i)$ -avoiding selector, and for any $a = 1, \dots, \log k_i$, $\mathcal{F}_{k_i/2^{a-2}, k_i/2^{a-1}}$ is a (locally computed) $(n, k_i/2^{a-2}, k_i/2^{a-1})$ -avoiding selector, as in Theorem 5. We denote the extended-ID of node x as $\langle x \rangle$, and the extended-message of node x for node y as $\langle m_{x,y} \rangle$, both given as a sequence of bits. For any sequence of bits s , $s(i)$ is the i^{th} bit of s .

4.2 Analysis of the C2B Algorithm

Recall that the algorithm proceeds in synchronized super-rounds, each containing a subsequent $2 \log n$ rounds. Therefore, our analysis assumes that the computation is partitioned into consecutive super-rounds and, unless stated otherwise, it focuses on correctness and progress in super-rounds. Recall also that each node either stays silent (no beeping at all) or beeps an extended ID of some node or an extended message of one node addressed to one of its neighbors in a super-round. The missing proofs are deferred to Section 6.

In the next two technical results, we state and prove the facts that receiving an extended-ID by a node w in a super-round can happen if and only if there is *exactly one neighbor* of w has been beeping *the same extended-ID* during the considered super-round.

Fact 2 (Single beeping). *If during a super-round, exactly one neighbor of a node w beeps an extended-ID of some z , then w receives this extended-ID in this super-round.*

Algorithm 3: C2B algorithm for listener node w .

```
Procedure listener( $w, k_i$ )
1   $status(w) \leftarrow nil$ 
   // announcing super-round
2  for  $2 \log n$  rounds do listen // listener only listens
3  if some  $\langle v \rangle$  was heard and  $\{v, w\} \in E(w)$  then
4  |  $status(w) \leftarrow v$ -responsive
5  for each sub-phase  $a = 1, 2, \dots, \log k_i$  do
6  | for  $b = 1, 2, \dots, |\mathcal{F}_{k_i/2^{a-2}, k_i/2^{a-1}}|$  do
7  | | if  $status(w) = v$ -responsive and  $w \in \mathcal{F}_{k_i/2^{a-2}, k_i/2^{a-1}}(b)$  then
   | | // responding 3 super-rounds
8  | | | for each round  $r = 1, 2, \dots, 2 \log n$  do
9  | | | | if  $\langle w \rangle(r) = 1$  then beep else listen
10 | | | for each round  $r = 1, 2, \dots, 2 \log n$  do
11 | | | | if  $\langle v \rangle(r) = 1$  then beep else listen
12 | | | for each round  $r = 1, 2, \dots, 2 \log n$  do
13 | | | | if  $\langle m_{w,v} \rangle(r) = 1$  then beep else listen
   | | // confirming 3 super-rounds
14 | | | for  $6 \log n$  rounds do listen // listener only listens
15 | | | if some  $\langle v \rangle \langle w \rangle \langle m_{v,w} \rangle$  was heard then
16 | | | |  $status(w) \leftarrow nil$ 
17 | | | |  $E(w) \leftarrow E(w) \setminus \{v, w\}$  // link realized
18 | | | | if  $E(w) = \emptyset$  then  $w$  stops executing
19 | | else
20 | | | for  $12 \log n$  rounds do listen // wait to synchronize
```

Proof. Directly from the definition of receiving an extended-ID. □

Lemma 1 (Correct receiving). *During the algorithm, if a node w receives some extended-ID of z in a super-round, then some unique neighbor v of w has been beeping an extended-ID of z in this super-round while all other neighbors of w have been silent. The above holds except, possibly, some second responding super-rounds, in which a node can receive an extended-ID of z that has been beeped by more than one neighbor.*

We now prove that link realization implemented by our algorithm is consistent with the definition – it allocates in a distributed way super-rounds for bi-directional communication of distinct messages.

Lemma 2 (Correct realization). *If a node v (locally) marks some link $\{v, w\}$ as realized, which may happen only at the end of a second confirming super-round, the link has been realized by then.*

As mentioned earlier in the description of the phase, the goal of a phase j (of epoch i) is to assure that any node v that was received by some other nodes w in the announcing super-round, gets all such links $\{v, w\}$ realized by the end of the phase (and vice versa, because the condition on the realization by this algorithm is symmetric). The next step is conditional progress in a sub-phase a of a phase j .

Lemma 3 (Sub-phase progress). *Consider any node v and suppose that in the beginning of sub-phase a of phase j , there are at most $\Delta/2^{i+a-2}$ nodes w such that w is (j, v) -responsive and it does not mark link $\{v, w\}$ as realized. Then, by the end of the sub-phase, the number of such nodes is reduced to less than $\Delta/2^{i+a-1}$.*

Lemma 4 (Phase progress). *Consider a phase j of epoch i and assume that in the beginning, there are at most $2k_i$ non-realized incident links to any node. Every node w that becomes (j, v) -responsive in the first (announcing) super-round of the phase, for some v , mark locally the link $\{v, w\}$ as realized during this phase. And vice versa, also node v marks locally that link as realized.*

The next lemma proves the invariant for epoch i , assuming that it holds in the previous epochs.

Lemma 5 (Epoch invariant). *The invariant for epoch $i \geq 1$ holds.*

Theorem 6. *The C2B algorithm deterministically and distributedly simulates any round of any algorithm designed for the CONGEST networks in $O(\Delta^2 \text{polylog } n \log \Delta)$ beeping rounds, where the $\text{polylog } n$ is the square of the (poly-)logarithm in the construction of avoiding-selectors in Theorem 5 multiplied by $\log n$.*

Proof. By Lemma 5, each epoch i reduces by at least half the number of non-realized incident links. We next count the number of rounds in each epoch by counting the number of super-rounds and multiplying the result by the $O(\log n)$ length of each super-round. Recall that link realization means that some triples of responding and confirming super rounds were not interrupted by other neighbors of both end nodes of that link; therefore, the attached extended messages (in the third super-rounds in a row) were correctly received. Thus, the local exchange of messages addressed to specific neighbors took place successfully.

Each sub-phase a has $O(\Delta^2 \text{polylog } n)$ super-rounds, because for each set in of the $(n, k_i/2^{a-1}, k_i/2^a)$ -avoiding selector $\mathcal{F}_{k_i/2^{a-1}, k_i/2^a}$, there are four super-rounds and the selector itself has $O((k_i/2^a) \text{polylog } n)$ set, by Theorem 5.

Therefore, the total number of super-rounds in all sub-phases executed within the loops in Line 3 of Algorithm 2 and Line 5 of Algorithm 3 is

$$O\left(\sum_{a=1}^{\log k_i} (k_i/2^a) \text{polylog } n\right) \leq O(k_i \text{polylog } n) .$$

Within one phase, they are executed as many times as the number of announcing super-rounds. The number of announcing super-rounds in a phase is $|\mathcal{F}_{\Delta, k_i}|$, which is $O((\Delta^2/k_i) \cdot \text{polylog } n)$ by Theorem 5. Hence, the total number of super-rounds in a phase is $O((\Delta^2/k_i) \cdot \text{polylog } n \cdot k_i \text{polylog } n) \leq O(\Delta^2 \text{polylog } n)$, where the final $\text{polylog } n$ is a square of the (poly-)logarithms from Theorem 5.

Since there are $\log \Delta$ epochs, the total number of super-rounds is $O(\Delta^2 \text{polylog } n \log \Delta)$, which is additionally multiplied by $O(\log n)$ – the length of each super-round – if we want to refer the total number of beeping rounds. \square

Maximal Independent Set (MIS): To demonstrate that the above efficient simulator can yield efficient results for many graph problems, we apply it to the algorithm of [20] to improve polynomially (with respect to Δ) the best-known solutions for MIS (c.f. [5]):

Corollary 1. *MIS can be solved deterministically on any network of maximum node-degree Δ in $O(\Delta^2 \text{polylog } n)$ beeping rounds.*

5 Multi-hop Simulation

We generalize the simulation at distance 1 to the following B -bit h -hop simulation problem: each node has messages, potentially different, of size at most B bits addressed to any other node, and it needs to deliver them to all destination nodes within distance at most h hops. If each node has only a single message of size at most B bits to be delivered to all nodes within distance at most h hops, then we call this restricted version B -bit h -hop Local Broadcast. Note also that we do not require messages addressed to nodes of distance larger than h to be delivered. Below we generalize the lower bound for single-hop simulation in [13] to multi-hop simulation and multi-hop local broadcast.

Theorem 7. *There is an adversarial network of size $\Theta(\Delta^h)$ such that any B -bit h -hop simulation algorithm requires $\Omega(B\Delta^{h+1})$ beeping rounds to succeed with probability more than $2^{-\frac{1}{2} \cdot B(\Delta-1)^{h-2}(\Delta/2)^3} = 2^{-\Theta(B\Delta^{h+1})}$.*

There exists an adversarial network of size $\Theta(\Delta^h)$ such that any B -bit h -hop Local Broadcast requires $\Omega(B\Delta^h)$ beeping rounds to succeed with probability more than $2^{-\frac{1}{2} \cdot B(\Delta-1)^{h-2}(\Delta/2)^2} = 2^{-\Theta(B\Delta^h)}$.

Proof. Problem instance. We describe the construction of the adversarial network and input set of messages used to prove our lower bound as follows (refer to Figures 2 and 3). Consider a full bipartite graph

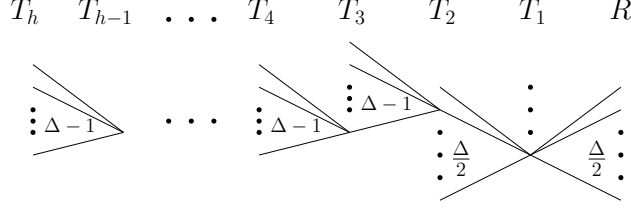


Figure 2: An illustration of the structure of the graph. The graph is partitioned into vertical layers T_h, \dots, T_1, R . The graph is branching out heavily, so we show only a path from an arbitrary node in T_1 layer to an arbitrary node in T_h layer, with all the edges incident to the path. The numbers between the layers denote the number of edges between the layers that are incident to the path or on the path. Recall that layers T_1 and R have $\Delta/2$ nodes each, while the other layers have significantly more nodes, but we only show nodes that are adjacent to the considered path.

$K_{\Delta/2, \Delta/2}$, with one part called T and the other R . We focus on transmissions going towards nodes in R , hence nodes in R will be called receivers, while nodes in $T = T_1$ will be called the first of h layers of transmitters.

Each node in T_1 will be a root of an $(h-1)$ -depth tree of transmitters. We create a second layer of transmitters T_2 composed of $(\Delta/2)^2$ nodes. Each node in T_1 (already connected to each node in R) will also be connected to different $\Delta/2$ nodes in T_2 . For subsequent layers of transmitters, that is each layer T_i , for $3 \leq i \leq h$, will be composed of $(\Delta/2)^2(\Delta-1)^{i-2}$ nodes. Each node in layer T_{i-1} , for $3 \leq i \leq h$, will be connected to different $\Delta-1$ nodes in layer T_i . Note that each node in the defined network has at most Δ neighbors.

We define now the input set of messages as follows. Let each node $v \in T_h$ have a B -bit message $m_{v \rightarrow u}$ to each node $u \in R$. We choose those messages uniformly at random. We will show that just these messages cannot be relayed efficiently and we do not need any other messages in our problem instance⁹.

Multihop Simulation. Here we analyze the multihop simulation algorithms.

There are $(\Delta/2)^2(\Delta-1)^{h-2}$ nodes in T_h , and each of them has $\Delta/2$ (possibly different) messages, one for each node in R . Therefore, there are $(\Delta/2)^3(\Delta-1)^{h-2} = \Theta(\Delta^{h+1})$ messages to nodes in R that are passing through nodes in T_1 .

Let \mathcal{R} be the concatenated string of local randomness in all the nodes in R . The output of any receiver $u \in R$ must depend only on \mathcal{R} , node IDs and the pattern of beeps and silences of nodes in T_1 .

There are 2^t possible patterns of beeps and silences in t rounds. Therefore, the output of nodes in R must be one of the 2^t possible distributions, where a distribution is over the randomness of \mathcal{R} . The correct output of nodes in R is a string $\{0, 1\}^{B(\Delta-1)^{h-2}(\Delta/2)^3} = \{0, 1\}^{\Theta(B\Delta^{h+1})}$ chosen uniformly at random (since the input messages of nodes in T_h were chosen uniformly at random). Therefore, the probability of picking the correct result is at most $2^{t-B(\Delta-1)^{h-2}(\Delta/2)^3}$, and any algorithm that finishes within $t \leq \frac{1}{2} \cdot B(\Delta-1)^{h-2}(\Delta/2)^3$ rounds has at most $2^{-\frac{1}{2} \cdot B(\Delta-1)^{h-2}(\Delta/2)^3}$ probability of outputting the correct answer.

Local Broadcast. The analysis of Local Broadcast is analogous to the analysis of multihop simulation, except that there are $\Delta/2$ times fewer messages to transmit (because the same message is transmitted to all nodes located within distance h hops of the transmitter). The full analysis of Local Broadcast is below.

There are $(\Delta/2)^2(\Delta-1)^{h-2}$ nodes in T_h and each of them has 1 message to nodes in R . Therefore, there are $(\Delta-1)^{h-2}(\Delta/2)^2 = \Theta(\Delta^h)$ messages to nodes in R that are passing through nodes in T_1 .

Let \mathcal{R} be the concatenated string of local randomness in all the nodes in R . The output of any receiver $u \in R$ must depend only on \mathcal{R} , node IDs, and the pattern of beeps and silences of nodes in T_1 .

There are 2^t possible patterns of beeps and silences in t rounds. Therefore, the output of nodes in R must be one of the 2^t possible distributions, where a distribution is over the randomness of \mathcal{R} . The correct output of nodes in R is a string $\{0, 1\}^{B(\Delta-1)^{h-2}(\Delta/2)^2} = \{0, 1\}^{\Theta(B\Delta^h)}$ chosen uniformly at random (since the input messages of nodes in T_h were chosen uniformly at random). Therefore, the probability of picking the correct result is at most $2^{t-B(\Delta-1)^{h-2}(\Delta/2)^2}$, and any algorithm that finishes within $t \leq \frac{1}{2} \cdot B(\Delta-1)^{h-2}(\Delta/2)^2$ rounds has at most $2^{-\frac{1}{2} \cdot B(\Delta-1)^{h-2}(\Delta/2)^2}$ probability of outputting the correct answer. \square

⁹Alternatively we can make all the other messages known to the optimal algorithm, e.g., by setting them to be 0^B .

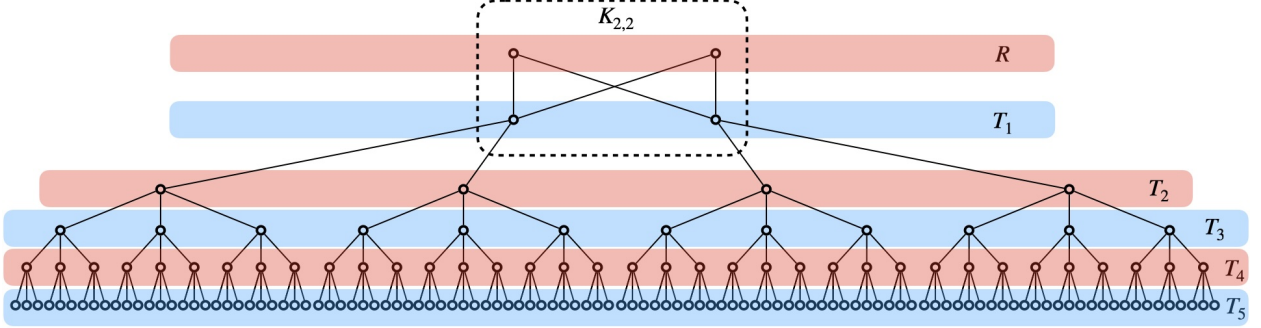


Figure 3: Illustration for Theorem 7. Example of adversarial graph for $\Delta = 4$ and $h = 5$.

Algorithm. A simple algorithm would repeatedly use a 1-hop Local Broadcast routine to flood the network with the messages until nodes at a distance h received the messages. This, however, can take $\Omega(\Delta^{2h})$ rounds. Instead, we limit the flooding by only sending messages along the shortest paths to their destinations using a 1-hop simulation algorithm. The details of the algorithm as well as its analysis are presented next.

In the beginning, nodes use a standard protocol to disseminate their IDs up to distance h . They do it in h subsequent epochs, each epoch i of t_i rounds sufficient to run our Local Broadcast from Section 3 (see Theorem 1) for messages of size $\Delta^i \log n$. These messages contain different IDs learned by the node at the beginning of the current epoch. A direct inductive argument, also using the property that there are at most Δ^i nodes at a distance at most i , shows that at the end of epoch i , each node knows the IDs of all nodes at a distance at most i from it. Additionally, each node records in which epoch i it learned each known ID v for the first time and from which of its neighbors w – and stores this information as a triple (v, w, i) . The invariant for $i = h$ proves that at the end of epoch h , each node knows IDs of all nodes of distance at most h from it. The round complexity is $\sum_{i=1}^h \Delta^i \log n \cdot \Delta^2 \log n = O(\Delta^{h+2} \log^2 n)$, and as will be seen later, it is subsumed by the round complexity of the second part of our algorithm (as the *polylog* n function in Theorem 6 is asymptotically bigger than $\log^2 n$).

Note that a sequence of triples $(v, w_1 = v, 1), \dots, (v, w_\ell, \ell)$, stored at nodes $w_2, w_3, \dots, w_\ell, w_{\ell+1} = u$ respectively, represents a shortest path to node v starting from the node u ; the length of that path is ℓ .

In the second part, nodes also proceed in epochs, but this time each epoch i takes t_i^* rounds sufficient to execute 1-hop simulation algorithm from Section 4 (see Theorem 6) for point-to-point messages of size $(B + \log n)\Delta^h$. Here B denotes the known upper bound on the size of any input message. In epoch i , every node u transmits a (possibly different) message of size $(B + \log n)\Delta^h$ to each neighbor w . Such a message contains all the input messages of nodes within $i - 1$ distance and the recipients of these messages such that w is the next node on the saved shortest path to the recipient. The messages have already traveled $i - 1$ hops, so their destination is at most $h - (i - 1)$ hops away. More specifically, the message from node u addressed to a neighbor w in epoch i contains pairs $(v, m_{z \rightarrow v})$, where v is such that (v, w, i') is stored at the node for some $i' \leq h - (i - 1)$ and $m_{z \rightarrow v}$ is a message received by the node u in epoch $i - 1$ (in case of $i - 1 = 0$, it is the original message of the node addressed to v). A direct inductive argument shows that at the end of each epoch i a node knows at most Δ^i messages addressed to any node v of distance $\ell \leq h - i$ from the node. This invariant is based on the following arguments:

- Because there is a unique neighbor w of the node u such that a triple (v, w, ℓ) is stored at the node, the number of such nodes v of distance at most $h - i + 1$ from the node u is at most Δ^{h-i+1} ,
- by the end of epoch $i - 1$, node u could receive messages to be relayed to v from Δ^{i-1} different nodes at distance $i - 1$,
- each message contains up to B -bit long original message and an ID of length $\log n$,
- hence, messages of size at most $(B + \log n)\Delta^{i-1} \cdot \Delta^{h-i+1} = (B + \log n)\Delta^h$ are being sent to each neighbor in epoch i , and by definition – epoch i has sufficient number of rounds to deliver them.

The invariant for $i = h$ proves the desired property of B -bit h -hop simulation. The total number of rounds is

$$O(h \cdot (B + \log n)\Delta^h \cdot \Delta^2 \text{ polylog } n) \subseteq O(h \cdot B\Delta^{h+2} \text{ polylog } n),$$

where factor h comes from the number of epochs, each sending at most Δ point-to-point messages of size at most $(B + \log n)\Delta^h$ to neighbors (by the invariant) using the 1-hop simulation protocol with overhead $O(\Delta^2 \text{ polylog } n)$ (by Theorem 6). Hence we proved the following.

Theorem 8. *There is a distributed deterministic algorithm solving the B -bit h -hop simulation problem in a beeping network in $O(h \cdot B\Delta^{h+2} \text{ polylog } n)$ rounds.*

6 Details of Section 4 – Analysis of the C2B Algorithm

Proof of Lemma 1. The proof is by contradiction – suppose that in some super-round a node w receives an extended-ID z but the claim of the lemma does not hold. Without loss of generality, we may assume that this is the first such super-round.

Recall that the definition of receiving an extended-ID requires that node w has been silent in this super-round. Note that if exactly one neighbor of node w has been beeping during the super-round, it must have been an extended-ID of some node (by specification of the algorithm), and therefore node w receives this extended-ID (as other neighbors do not beep at all). Similarly, we argue that at least one neighbor of node w must have been beeping (some extended-ID) in the super-round, as otherwise node w would not have received any beep (and so, also no extended-ID) in the considered super-round.

In the remainder we focus on the complementary case that at least two neighbors of node w have been beeping in the super-round, each of them some extended-ID (again, by specification of the algorithm, a node beeps only some extended-ID or stay silent during any super-round).

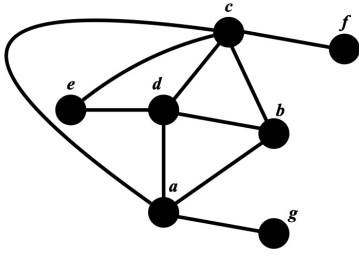
First, suppose that some two neighbors, v_1, v_2 , beeped different extended-IDs, say $z_1 \neq z_2$, respectively. It means that node w received more than $\log n$ beeps during the super-round: $\log n$ beeps coming from one of the extended-IDs and at least one more because the extended IDs of different nodes differ by at least one position. Hence, the received sequence of beeps does not form any extended-ID, as it must always have $\log n$ bits 1 corresponding to the beeps. This contradicts the fact that w receives an extended-ID in the considered super-round.

Second, suppose that all extended-IDs beeped by (at least two) neighbors on node w are the same. If this happens in an announcing, or a first responding, or a first confirming super-round, it is a contradiction because all nodes that beep in such super-rounds beep their own extended-IDs, which are pairwise different. If this happens in a second confirming super-round, it means that these two neighbors v_1, v_2 belong to the same set $\mathcal{F}_{\Delta, k_i}(j)$, for some phase number j , and both of them received an extended-ID of z in the preceding responding super-round. By the fact that the considered super-round is the first when the lemma's claim does not hold, we get that in this preceding responding super-round, both v_1, v_2 received the extended-ID of z when z was their unique beeping neighbor (beeping its own extended-ID, by the specification of the responding super-rounds). This, however, implies that in the beginning of the current phase j , i.e., during its announcing super-round, both v_1, v_2 beeped their extended-IDs and, again by the choice of the current contradictory super-round, their neighbor w could not have received any extended-ID – this is a contradiction with the fact that z was transmitting in the responding super-round preceding the considered (contradictory) super-round. More precisely, only (j, \cdot) -responsive nodes can transmit in responding super-rounds, but z is not (j, \cdot) -responsive because it had not received any extended-IDs in the first (announcing) super-round of the current phase.

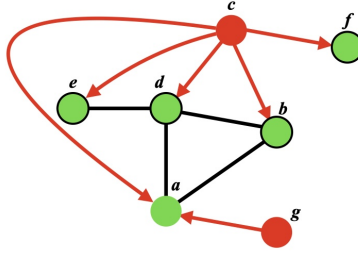
The last sub-case of the above scenario, when all extended-IDs beeped by (at least two) neighbors on node w are the same, is as follows. If this situation happens in a second responding super-round, it means that these two neighbors v_1, v_2 are both (j, z) -responsive and beep extended-ID of z . This is, however, acceptable due to the exception in the lemma's statement.

This completes the proof of the lemma. □

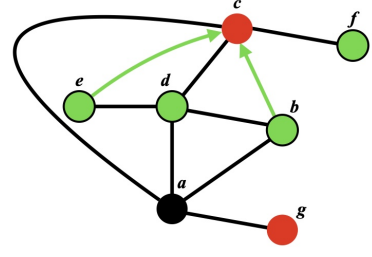
Proof of Lemma 2. It is enough to show that points (a) and (b) of the definition of link realization occurred in the last four super-rounds (two responding and two confirming) and also that the other node, w , (locally) marks link $\{v, w\}$ as realized at the same time when v does.



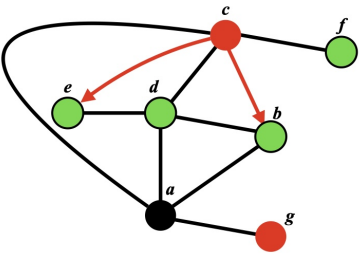
(a) Some part of a beeping network.



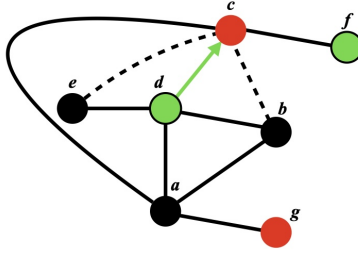
(b) Announcing super-round of some phase j : $\{c, g\}$ announce, $\{a, b, d, e, f\}$ hear noise, but only $\{b, d, e, f\}$ receive an extended-ID $\langle c \rangle$ and become c -responsive.



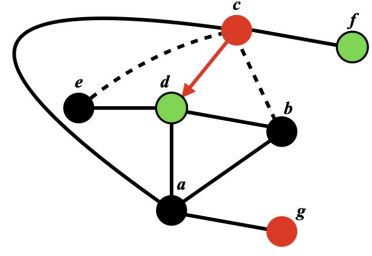
(c) Responding 3 super-rounds within some sub-phase a' : $\{b, e\}$ respond and c receives $\langle b \rangle \langle c \rangle \langle m_{b,c} \rangle$ and $\langle e \rangle \langle c \rangle \langle m_{e,c} \rangle$.



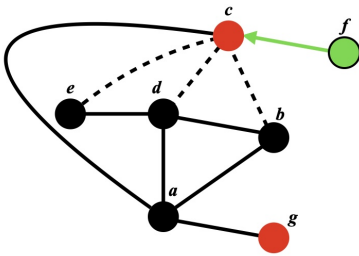
(d) Confirming 3 super-rounds during sub-phase a' : c confirms, $\{b, e\}$ receive $\langle c \rangle \langle b \rangle \langle m_{c,b} \rangle$ and $\langle c \rangle \langle e \rangle \langle m_{c,e} \rangle$ respectively. After this $\{b, e\}$ abandon the c -responsive status and $\{\{b, c\}, \{e, c\}\}$ are marked as realized.



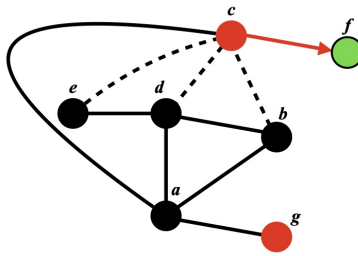
(e) Responding 3 super-rounds within some sub-phase a'' : d responds and c receives $\langle d \rangle \langle c \rangle \langle m_{d,c} \rangle$.



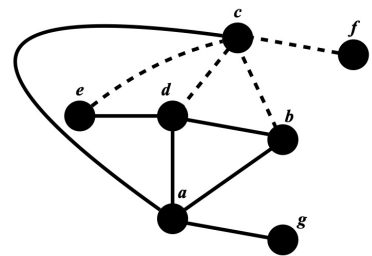
(f) Confirming 3 super-rounds during sub-phase a'' : c confirms, d receives $\langle c \rangle \langle d \rangle \langle m_{c,d} \rangle$. After this d abandons the c -responsive status and $\{d, c\}$ is marked as realized.



(g) Responding 3 super-rounds within some sub-phase a''' : f responds and c receives $\langle f \rangle \langle c \rangle \langle m_{f,c} \rangle$.



(h) Confirming 3 super-rounds during sub-phase a''' : c confirms, f receives $\langle c \rangle \langle f \rangle \langle m_{c,f} \rangle$. After this f abandons the c -responsive status and $\{f, c\}$ is marked as realized.



(i) By the end of phase j links $\{\{b, c\}, \{d, c\}, \{e, c\}, \{f, c\}\}$ have been realized.

Figure 4: Illustration of c2B algorithm – consecutive handshakes between the announcer c and its responders during a phase.

If node v marked the link $\{v, w\}$ as realized, it could be because of one of two reasons.

First, it is in the set $\mathcal{F}_{\Delta, k_i}(j)$, where i is the number of the current epoch and j is the number of the current phase and received an extended-ID of w followed by its own extended-ID in the preceding two responding super-rounds. This satisfies point (a) of the definition of link realization, as both were beeped by node w , by the algorithm specification, and by Lemma 1. Note that the exception in that lemma does not really apply here because if there were two or more neighbors beeping the same extended-ID (of v) in the second responding round, they would also be beeping their own extended-IDs in the first responding round, which could contradict the fact that v received a single extended-ID at that super round.

This also means that v has beeped its own extended-ID followed by extended-ID of w in the last two confirming super-rounds, which must have been received by w because w is (j, v) -responsive (because only such nodes could have beeped in the preceding responding super-rounds) and thus its only neighbor in set $\mathcal{F}_{\Delta, k_i}(j)$ (only such nodes are allowed to beep in confirming super-rounds) is v ; here we use Fact 2. Hence, w also marks link $\{v, w\}$ as realized at the end of the two confirming super-rounds; by the algorithm's specification, point (c) of the definition also holds in this case.

Second, it is (j, z) -responsive and received an extended-ID of z followed by its own extended-ID in the current two confirming super-rounds. This satisfies point (b) of the definition, as both were beeped by node z , by the specification of the algorithm and Lemma 1 (exception in that lemma does not apply here because we now consider only confirming super-rounds).

This also means that v beeped its own extended-ID followed by extended-ID of z in the preceding two responding super-rounds (because v is (j, z) -responsive and only such nodes could beep in the preceding responding super-rounds), which must have been received by z (otherwise, by the specification of the algorithm, z would not beep its extended-ID followed by the extended-ID of v in the last two confirming super-rounds). Hence, z also marks link $\{v, z\}$ as realized at the end of the two confirming super-rounds by the algorithm's specification, and point (c) of the definition also holds in this case. \square

Proof of Lemma 3. The lemma follows from the definition of the $(n, k_i/2^{a-2}, k_i/2^{a-1})$ -avoiding selector $\mathcal{F}_{k_i/2^{a-2}, k_i/2^{a-1}}$ used throughout sub-phase a of phase j of epoch i . By specification of the sub-phase, only nodes w such that w is (j, v) -responsive and it does not marked link $\{v, w\}$ as realized take active part in sub-phase a (in the sense that only those nodes can beep extended-IDs of itself followed by v in pairs of responding super-rounds), while other neighbors of v do not beep at all. The latter statement needs more justification – in the beginning of the current phase, in the announcing super-round, v must have beeped because some nodes have become (j, v) -responsive in this phase (w.l.o.g. we may assume that at least one node has become (j, v) -responsive, because otherwise the lemma trivially holds), therefore, by Lemma 1, other neighbors of v could not receive another announcement and become (j, v') -responsive, for some $v' \neq v$, and thus by the description of the algorithm – they stay silent throughout the whole phase.

By lemma assumption, there are at most $\Delta/2^{i+a-2} = k_i/2^{a-2}$ (j, v) -responsive nodes w that have not marked link $\{v, w\}$ as realized by the beginning of the sub-phase. Hence, at least half of them will be in a singleton intersection with some set $\mathcal{F}_{k_i/2^{a-2}, k_i/2^{a-1}}(b)$, by Definition 1 and Fact 1, in which case v receives their beeping in the corresponding pair of the responding super-rounds. Consequently, v beeps back its own extended-ID and the extended-ID of w in the following two confirming super-rounds.

Node w receives those beepings, as there is no other neighbor of w who is allowed to beep in these two rounds – indeed if there was, it would belong to set $\mathcal{F}_{\Delta, k_i}(j)$ and thus it would have been beeping in the announcing super-round of this phase, preventing (together with neighbor v of w) node w from receiving anything in that super-round (by Lemma 1), which contradicts the fact that w must have received an extended-ID of v in that round to become (j, v) -responsive (as assumed). Therefore, by the description of the algorithm, w marks link $\{v, w\}$ as realized. This completes the proof that the number of (j, v) -responsive neighbors w of v who remain without realizing link $\{v, w\}$ becomes less than $\Delta/2^{i+a-1}$ at the end of the considered sub-phase. \square

Proof of Lemma 4. It follows directly from the fact that a phase, after its announcing super-round, iterates sub-phases $a = 1, \dots, \log k_i$. Each subsequent sub-phase halves the number of not-realized links $\{v, w\}$, for (j, v) -responsive nodes w and each announcing node v , c.f., Lemma 3, starting from the assumed $2k_i$ maximum number of (j, v) -responding nodes (recall that (j, v) -responding nodes form a subset of those to whom links are not realized, hence there are at most $2k_i$ of them in the beginning). \square

Proof of Lemma 5. The proof is by induction on epoch number i . Obviously, the invariant holds at the beginning of the first epoch, i.e., $\kappa_1 \leq k_1$, where κ_i was defined as the sharp upper bound on the maximum number of not realized links at a node at the end of epoch i and k_i is the parameter used in the algorithm for epoch i .

Consider epoch $i \geq 1$. We have to prove that: assuming that $\kappa_{i'} \leq k_{i'}$, for any $1 \leq i' < i$, we also have $\kappa_i \leq k_i$. Technically we can assume that $\kappa_0 = k_0 = \Delta$.

Consider a node w . By the inductive assumption, it has at most k_{i-1} neighbors v such that link $\{v, w\}$ has not been marked by w as realized. By Definition 1 and Fact 1 applied to $(n, \Delta, \Delta - k_i)$ -avoiding selector $\mathcal{F}_{\Delta, k_i}$, which sets are used for announcing super-rounds (and later for confirming super-rounds), the number of neighbors v of node w from whom node w has not received their extended-ID during the announcing super-round is smaller than k_i . By Lemma 4, all such nodes w realize their links, and by Lemma 2, also node v realizes these links during the considered phase. Hence, the number of non-realized links incident to any node w drops below k_i by the end of epoch k_i . \square

7 Details of Section 3 – Algorithms and Analysis of Building Blocks

In this section, we include the remaining details of our building blocks (Section 3). Theorems are restated for easy reference. First, let us introduce the following combinatorial object, to be used later.

Definition 2 (Strong selector). *A family \mathcal{F} of subsets of $[n]$ of size at most k each is called an (n, k) strong selector if for every non-empty subset $S \in [n]$ such that $|S| \leq k$, for every element $a \in S$, there exists a set $F \in \mathcal{F}$ such that $|F \cap S| = \{a\}$.*

Note that there are known constructions of (n, Δ) strong selectors of length at most $O(\Delta^2 \log n)$ [32]. Next, we show how to use an (n, Δ) strong selector to perform a local broadcast.

7.1 Local broadcast

Our local broadcast routine is non-adaptive. That is, each node has a predefined schedule specifying in which rounds beeps and in which rounds listens.

Assumptions. The nodes know the total number of nodes n , parameter c , the maximum degree Δ of the graph and have access to a global clock. Additionally, we assume that each node v knows its neighborhood $N(v)$. (In Subsection 7.2 we will show how all nodes can learn their neighborhoods in $O(\Delta^2 \log^2 n)$ beeping rounds.)

Theorem 1. *Let \mathcal{N} be a Beeping Network with n nodes, where each node v knows n , parameter c , the maximum degree Δ , and its neighborhood $N(v)$, and holds a message m_v of length at most $B > 0$. There is a deterministic distributed algorithm that solves local broadcast on \mathcal{N} in $O(B\Delta^2 \log n)$ beeping rounds.*

Proof. Consider an (n^c, Δ) strong selector $\mathcal{F} = \{S_1, S_2, \dots, S_L\}$ of length $L = O(\Delta^2 \log n)$, known to all nodes. Our local broadcast schedule will take L rounds. At any round i , nodes $v \in S_i$ that have bit 1 (indicating to transmit) send a beep while all the other nodes are silent.

Consider any receiver r . Consider the set $N(r)$ of neighbors of r . Note that $|N(r)| \leq \Delta$. From the definition of a (n^c, Δ) strong selector \mathcal{F} , for every $v \in N(r)$ there exists an index i such that $S_i \cap N(r) = \{v\}$. Therefore, for every pair of transmitters v and receiver r that are adjacent to each other, there exists a round i such that v is the only transmitting neighbor of r .

Since every node v knows its neighborhood $N(v)$ and the sets S_i for all i , node v also knows for each neighbor $u \in N(v)$ at what round t neighbor u is the only neighbor transmitting. If at round t node v hears a beep, it means that u transmitted bit 1. If at round t node v hears silence, it means that u transmitted bit 0.

Therefore, after L rounds the algorithm will go through the entire strong selector \mathcal{F} and each node will learn a bit of information from each of its neighbors.

The procedure can be repeated B times to broadcast messages of at most B bits. Hence, the claim follows. \square

7.2 Learning neighborhood

Now we show how all the nodes can learn their neighborhoods in $O(\Delta^2 \log^2 n)$ beeping rounds. The following procedure will be non-adaptive.

Assumptions. The nodes know the total number of nodes n and parameter c .

Theorem 2. *Let \mathcal{N} be a Beeping Network with n nodes, where each node v knows n and parameter c . There is a deterministic distributed algorithm that solves learning neighborhood on \mathcal{N} in $O(\Delta^2 \log^2 n)$ beeping rounds.*

Proof. The nodes will beep according to a strong selector \mathcal{F} as in the previous subsection. This time, however, for each set $S_i \in \mathcal{F}$ there will be $2 \log n$ beeping rounds instead of 1 round. First, nodes $v \in S_1$ will transmit for $2 \log n$ rounds, then nodes $v \in S_2$ will transmit for $2 \log n$ rounds and so on.

In each block of $2 \log n$ rounds corresponding to a set S_i for some i , each node $v \in S_i$ will encode its ID in the following way. For each bit in its ID, if the bit is 1, then the node listens for 1 round and then beeps. If the bit is 0, then the node beeps once and then listens for 1 round. The process is repeated for each bit in the ID.

After all $2 \log n$ beeping rounds corresponding to a set S_i for some i pass, each node v can look at the string of beeps and silences that it heard during the block. If there were beeps in both rounds $2k$ and $2k + 1$ for some k , then there were multiple neighbors transmitting in the block and v will ignore this block. Otherwise, the string of beeps encodes the ID of the only transmitting neighbor u . In particular, u can be added to the list of neighbors of v .

After all L blocks of transmissions pass, each node v heard from each $u \in N(v)$ in a block such that u was the only transmitting neighbor. Therefore, each $u \in N(v)$ was added to the list of neighbors of v . No other nodes were added to the list of neighbors of v . Thus, v knows its neighborhood from now on and the claim follows. \square

7.3 Cluster gathering

Assumptions. Thanks to running cluster gathering inside the network decomposition algorithm, we will have access to additional structures. During the working of the network decomposition algorithm, each cluster C will have a Steiner tree S associated with it. All nodes $v \in C$ will be regular nodes in the Steiner tree S , while there may be some additional nodes $u \notin C$ that are Steiner nodes in S . All Steiner trees will have depth at most $O(\log^2 n)$, i.e., the diameter of the Steiner tree S will be the same as the weak-diameter of the cluster C that corresponds to S . Each node and each edge will be in at most $O(\log n)$ Steiner trees. Each Steiner tree S will have a fixed root node r . Given that our cluster gathering algorithm uses the local broadcast algorithm defined above, the previous assumptions also apply.

Effect and efficiency. Given the above assumptions, we can develop an algorithm that gathers and aggregates limited information (each node passes at most $O(\log n)$ bits for each Steiner tree it is in) from all nodes in a cluster C to the root r of the corresponding Steiner tree S , with all clusters working in parallel. Additionally, the root r can broadcast $O(\log n)$ bits to all nodes in C . The algorithm will work in $O(\Delta^2 \cdot \log^6 n)$ beeping rounds.

Utilization. The gathering algorithm will be used throughout the network decomposition algorithm but may be of independent use, especially since the network decomposition algorithm may output the Steiner trees it was using as well as the decomposition. Therefore, any algorithm using our network decomposition algorithm will have access to the appropriate Steiner trees to use for collecting information using our cluster gathering algorithm.

Theorem 3. *Let \mathcal{N} be a Beeping Network with n nodes, where each node v knows n , parameter c , the maximum degree Δ , and its neighborhood $N(v)$. There is a deterministic distributed algorithm that solves cluster gathering on \mathcal{N} in $O(\Delta^2 \log^4 n)$ beeping rounds.*

Proof. The algorithm will utilize the local broadcast subroutine at each step. When we say "transmit", we mean to use local broadcast subroutine, unless specified otherwise. Each node $v \in C$ broadcasts its $O(\log n)$ bits (e.g., a number less than n) in parallel using the local broadcast subroutine $O(\log n)$ times. At each step, the parent p of v in the corresponding Steiner tree will listen for the message from v as well as messages from its other children. Whenever p receive messages from some of its children, p prepares its own message

(e.g., sum of numbers provided by its children in the current step, assuming that the sum is smaller than n) of $O(\log n)$ bits. The process will repeat until the root r receives all the messages, which will last the number of steps equal to the depth of the Steiner tree, $O(\log^2 n)$. Note that node p may receive messages from its children in multiple steps; in that case in each step t node p transmits the aggregate of messages it received at t , thus transmitting multiple times.

Similarly, one can broadcast a message from r to all the nodes $v \in C$ in $O(\log^2 n)$ steps. The entire algorithm takes $O(\log^2 n)$ steps, which is $O(t_{local_broadcast} \cdot \log^2 n)$ beeping rounds and the claim follows. \square

7.4 Network Decomposition

In this section, we present how to adapt the network decomposition algorithm of Ghaffari et al. [20] to the beeping model. The only changes are in the way that nodes communicate. The original algorithm was designed for the CONGEST model, where communication was straightforward. Instead, for the beeping model, we have to carefully implement all the concurrent communication, so that the algorithm remains efficient. First, let us recall the result from [20].

Theorem 9. [20] *There is a deterministic distributed algorithm that computes a $(\log n, \log^2 n)$ network decomposition in $O(\log^5 n)$ CONGEST rounds.*

We adapt the above result to the beeping model and obtain the next theorem.

Theorem 4. *Let \mathcal{N} be a Beeping Network with set V of n nodes, where each node $v \in V$ knows n , parameter c and the maximum degree Δ . There is a deterministic distributed algorithm that computes a $(\log n, \log^2 n)$ -network decomposition of \mathcal{N} in $O(\Delta^2 \log^8 n)$ beeping rounds.*

The algorithm works as follows. In preprocessing, each node learns its neighborhood, so that we will be able to use local broadcast routine. This part can take up to $O(\Delta^2 \log^2 n)$ beeping rounds (see Theorem 2). Next, we perform the network decomposition algorithm from [20] with all the communication carefully replaced, as shown below. This completes our network decomposition algorithm.

Summary of messages: We need to carefully replace all the communication from [20] with routines that work in the beeping model. We will use our local broadcast and cluster gathering routines from Section 3.

Below, we present a list of messages transmitted in a step and how to implement this information propagation in the beeping model (for convenience, we attach the network decomposition algorithm from [20] in Section 7.5):

1. **Before proposals.** A node v needs to check which clusters are adjacent to it and what are the parameters of these clusters (id, level). Every node u can broadcast the parameters of the cluster u is in, which is at most $O(\log n)$ bits. This is done once per step, at a cost of $O(1)$ CONGEST rounds per step. In the beeping model, it can be done via a local broadcast with messages of length at most $O(\log n)$ bits. According to Theorem 1, it will cost $O(\Delta^2 \log^2 n)$ beeping rounds per step.
2. **Proposals.** Proposals to join a cluster can be transmitted to all neighbors if the target cluster (or the target node) is specified in the message. Other receivers may ignore the message. This part used to cost $O(1)$ CONGEST rounds per step. In the beeping model, it can be done via a local broadcast, where the message specifies the IDs of both, sender and receiver, meaning messages of length at most $O(\log n)$ bits. According to Theorem 1, it will cost $O(\Delta^2 \log^2 n)$ beeping rounds per step.
3. **Gathering proposals.** The leader of each cluster should learn the total number of proposals and the total number of tokens in the cluster. This part was done in $O(\log^3 n)$ CONGEST rounds. Note that the algorithm keeps the Steiner tree of $O(\log^2 n)$ diameter for each cluster, such that each node (and therefore each edge) is in at most $O(\log n)$ Steiner trees. Additionally, each node that participates in this cluster gathering can add the numbers of proposals/tokens it receives from other nodes and then transmit the sums instead of relaying each message separately; these sums can never exceed the total number of nodes n , so this guarantees that each node only transmits $O(\log n)$ bits per Steiner tree it is in. Therefore, we can use the cluster gathering algorithm. According to Theorem 3, this takes at most $O(\Delta^2 \log^6 n)$ beeping rounds.

4. **Responding to proposals.** Each node informs all its neighbors either that all the proposals were accepted or that all the proposing nodes should be killed. This part used to cost $O(1)$ CONGEST rounds per step. In the beeping model, the same can be done in a local broadcast, with $O(1)$ bit messages. According to Theorem 1, it will cost $O(\Delta^2 \log n)$ beeping rounds.
5. **Stalling.** If a cluster decides to stall, all nodes neighboring the cluster should be informed about it. This part used to cost $O(1)$ CONGEST rounds per step. In the beeping model, the same can be done in a local broadcast with $O(1)$ bit messages. According to Theorem 1, it will cost $O(\Delta^2 \log n)$ beeping rounds.

In the procedure described above, there is a total of $O(\Delta^2 \cdot \log^6 n)$ beeping rounds required per step. There are up to $O(\log n)$ steps per phase and up to $O(\log n)$ phases in the algorithm, which results in $O(\Delta^2 \cdot \log^8 n)$ beeping rounds for the entire algorithm. Note that only the means of communication changed. Therefore, the correctness of the algorithm is unaffected. This completes the proof of Theorem 4.

7.5 GGR network decomposition algorithm

Notation: b is the length of identifiers, n is the number of nodes in graph G .

The remainder of this subsection, which is important from perspective of assurance that our Local Broadcast could be combined with the tools in [20], is cited from [20] verbatim.

Construction outline: The construction has $2(b + \log n) = O(\log n)$ phases. Each phase has $28(b + \log n) = O(\log n)$ steps. Initially, all nodes of G are *living*, during the construction some living nodes *die*. Each living node is part of exactly one cluster. Initially, there is one cluster C_v for each vertex $v \in V(G)$ and we define the identifier $id(C)$ of C as the unique identifier of v and use $id_i(C)$ to denote the i -th least significant bit of $id(C)$. From now on, we talk only about identifiers of clusters and do not think of vertices as having identifiers, though they will still use them for simple symmetry breaking tasks. Also, at the beginning, the Steiner tree T_{C_v} of a cluster C_v contains just one node, namely v itself, as a terminal node. Clusters will grow or shrink during the iterations, while their Steiner trees collecting their vertices can only grow. When a cluster does not contain any nodes, it does not participate in the algorithm anymore.

Parameters of each cluster: Each cluster C keeps two other parameters besides its identifier $id(C)$ to make its decisions: its number of tokens $t(C)$ and its level $lev(C)$. The number of tokens can change in each step – more precisely it is incremented by one whenever a new vertex joins C , while it does not decrease when a vertex leaves C . The number of tokens only decreases when C actively deletes nodes. We define $t_i(C)$ as the number of tokens of C at the beginning of the i -th phase and set $t_1(C) = 1$. Each cluster starts in level 0. The level of each cluster does not change within a phase i and can only increment by one between two phases; it is bounded by b . We denote with $lev_i(C)$ the level of C during phase i . Moreover, for the purpose of the analysis, we keep track of the potential $\Phi(C)$ of a cluster C defined as $\Phi_i(C) = 3i - 2lev_i(C) + id_{lev_i(C)+1}(C)$. The potential of each cluster stays the same within a phase.

Description of a step: In each step, first, each node v of each cluster C checks whether it is adjacent to a cluster C' such that $lev(C') < lev(C)$. If so, then v proposes to an arbitrary neighboring cluster C' among the neighbors with the smallest level $lev(C')$ and if there is a choice, it prefers to join clusters with $id_{lev(C')+1}(C') = 1$. Otherwise, if there is a neighboring cluster C' with $lev(C') = lev(C)$ and $id_{lev(C')+1}(C') = 1$, while $id_{lev(C)+1}(C) = 0$, then v proposes to arbitrary such cluster.

Second, each cluster C collects the number of proposals it received. Once the cluster has collected the number of proposals, it does the following. If there are p proposing nodes, then they join C if and only if $p \geq t(C)/(28(b + \log n))$. The denominator is equal to the number of steps. If C accepts these proposals, then C receives p new tokens, one from each newly joined node. On the other hand, if C does not accept the proposals as their number is not sufficiently large, then C decides to kill all those proposing nodes. These nodes are then removed from G . Cluster C pays $p \cdot 14(b + \log n)$ tokens for this, i.e., it pays $14(b + \log n)$ tokens for every vertex that it deletes. These tokens are forever gone. Then the cluster does not participate in growing anymore, until the end of the phase and throughout that time we call that cluster *stalling*. The cluster tells that it is stalling to neighboring nodes so that they do not propose to it. At the end of the phase, each stalling cluster increments its level by one.

If the cluster is in level $b - 1$ and goes to the last level b , it will not grow anymore during the whole algorithm, and we say that it has finished. Other neighboring clusters can still eat its vertices (by this we

mean that vertices of the finished clusters may still propose to join other clusters).

Whenever a node u joins a cluster C via a vertex $v \in C$, we add u to the Steiner tree T_C as a new terminal node and connect it via an edge uv . Whenever a node $u \in C$ is deleted or eaten by a different cluster, it stays in the Steiner tree T_C but is changed to a non-terminal node.

8 Conclusions

We provided deterministic distributed algorithms to efficiently simulate a round of algorithms designed for the CONGEST model on the Beeping Networks. This allowed us to improve polynomially the time complexity of several (also graph) problems on Beeping Networks. The first simulation by the Local Broadcast algorithm is shorter by a polylogarithmic factor than the other, more general one – yet still powerful enough to implement some algorithms, including the prominent solution to Network Decomposition [20]. The more general one could be used for solving problems such as MIS. We also considered efficient pipelining of messages via several layers of BN.

Two important lines of research arise from our work. First, whether some (graph) problems do not need local broadcast to be solved deterministically, and whether their time complexity could be asymptotically below Δ^2 . Second, could a lower bound on any deterministic local broadcast algorithm, better than $\Omega(\Delta \log n)$, be proved?

References

- [1] Yehuda Afek, Noga Alon, Ziv Bar-Joseph, Alejandro Cornejo, Bernhard Haeupler, and Fabian Kuhn. Beeping a maximal independent set. *Distributed computing*, 26(4):195–208, 2013.
- [2] Yehuda Afek, Noga Alon, Omer Barad, Eran Hornstein, Naama Barkai, and Ziv Bar-Joseph. A biological solution to a fundamental distributed computing problem. *science*, 331(6014):183–185, 2011.
- [3] Yagel Ashkenazi, Ran Gelles, and Amir Leshem. Brief announcement: Noisy beeping networks. In *Proceedings of the 39th Symposium on Principles of Distributed Computing*, pages 458–460, 2020.
- [4] Joffroy Beauquier, Janna Burman, Peter Davies, and Fabien Dufoulon. Optimal multi-broadcast with beeps using group testing. In *Structural Information and Communication Complexity: 26th International Colloquium, SIROCCO 2019, L'Aquila, Italy, July 1–4, 2019, Proceedings 26*, pages 66–80. Springer, 2019.
- [5] Joffroy Beauquier, Janna Burman, Fabien Dufoulon, and Shay Kutten. Fast beeping protocols for deterministic mis and $(\delta + 1)$ -coloring in sparse graphs. In *IEEE INFOCOM 2018-IEEE Conference on Computer Communications*, pages 1754–1762. IEEE, 2018.
- [6] Annalisa De Bonis, Leszek Gasieniec, and Ugo Vaccaro. Optimal two-stage algorithms for group testing problems. *SIAM J. Comput.*, 34(5):1253–1270, 2005.
- [7] Arnaud Casteigts, Yves Métivier, John Michael Robson, and Akka Zemhari. Design patterns in beeping algorithms: Examples, emulation, and analysis. *Information and Computation*, 264:32–51, 2019.
- [8] Bogdan S Chlebus, Gianluca De Marco, and Muhammed Talo. Naming a channel with beeps. *Fundamenta Informaticae*, 153(3):199–219, 2017.
- [9] Bogdan S. Chlebus and Dariusz R. Kowalski. Almost optimal explicit selectors. In Maciej Liskiewicz and Rüdiger Reischuk, editors, *Fundamentals of Computation Theory, 15th International Symposium, FCT 2005, Lübeck, Germany, August 17–20, 2005, Proceedings*, volume 3623 of *Lecture Notes in Computer Science*, pages 270–280. Springer, 2005.
- [10] Andrea E.F. Clementi, Angelo Monti, and Riccardo Silvestri. Distributed broadcast in radio networks of unknown topology. *Theoretical Computer Science*, 302(1):337–364, 2003.

- [11] Alejandro Cornejo and Fabian Kuhn. Deploying wireless networks with beeps. In *Distributed Computing: 24th International Symposium, DISC 2010, Cambridge, MA, USA, September 13-15, 2010. Proceedings 24*, pages 148–162. Springer, 2010.
- [12] Artur Czuma and Peter Davies. Communicating with beeps. *Journal of Parallel and Distributed Computing*, 130:98–109, 2019.
- [13] Peter Davies. Optimal message-passing with noisy beeps. In *Proceedings of the 2023 ACM Symposium on Principles of Distributed Computing*, pages 300–309, 2023.
- [14] Julius Degeysys, Ian Rose, Ankit Patel, and Radhika Nagpal. Desync: Self-organizing desynchronization and tdma on wireless sensor networks. In *Proceedings of the 6th international conference on Information processing in sensor networks*, pages 11–20, 2007.
- [15] Fabien Dufoulon, Janna Burman, and Joffroy Beauquier. Beeping a deterministic time-optimal leader election. In *32nd International Symposium on Distributed Computing (DISC 2018)*. Schloss Dagstuhl-Leibniz-Zentrum fuer Informatik, 2018.
- [16] Fabien Dufoulon, Yuval Emek, and Ran Gelles. Beeping shortest paths via hypergraph bipartite decomposition. *arXiv preprint arXiv:2210.06882*, 2022.
- [17] Klim Efremenko, Gillat Kol, and Raghuvansh Saxena. Interactive coding over the noisy broadcast channel. In *Proceedings of the 50th Annual ACM SIGACT Symposium on Theory of Computing*, pages 507–520, 2018.
- [18] Roland Flury and Roger Wattenhofer. Slotted programming for sensor networks. In *Proceedings of the 9th ACM/IEEE International Conference on Information Processing in Sensor Networks*, pages 24–34, 2010.
- [19] Klaus-Tycho Förster, Jochen Seidel, and Roger Wattenhofer. Deterministic leader election in multi-hop beeping networks. In *Distributed Computing: 28th International Symposium, DISC 2014, Austin, TX, USA, October 12-15, 2014. Proceedings 28*, pages 212–226. Springer, 2014.
- [20] Mohsen Ghaffari, Christoph Grunau, and Vaclav Rozhoň. Improved deterministic network decomposition. In *Proceedings of the 2021 ACM-SIAM Symposium on Discrete Algorithms (SODA)*, pages 2904–2923. SIAM, 2021.
- [21] Mohsen Ghaffari and Bernhard Haeupler. Near optimal leader election in multi-hop radio networks. In *Proceedings of the twenty-fourth annual ACM-SIAM Symposium on Discrete algorithms (SODA)*, pages 748–766. SIAM, 2013.
- [22] Zygmunt J Haas and Jing Deng. Dual busy tone multiple access (dbtma)-a multiple access control scheme for ad hoc networks. *IEEE transactions on communications*, 50(6):975–985, 2002.
- [23] Stephan Holzer and Nancy Lynch. Brief announcement: beeping a maximal independent set fast. In *30th International Symposium on Distributed Computing (DISC)*, 2016.
- [24] Kokouvi Hounkanli, Avery Miller, and Andrzej Pelc. Global synchronization and consensus using beeps in a fault-prone multiple access channel. *Theoretical Computer Science*, 806:567–576, 2020.
- [25] Kokouvi Hounkanli and Andrzej Pelc. Deterministic broadcasting and gossiping with beeps. *arXiv preprint arXiv:1508.06460*, 2015.
- [26] Kokouvi Hounkanli and Andrzej Pelc. Asynchronous broadcasting with bivalent beeps. In *Structural Information and Communication Complexity: 23rd International Colloquium, SIROCCO 2016, Helsinki, Finland, July 19-21, 2016, Revised Selected Papers 23*, pages 291–306. Springer, 2016.
- [27] Peter Jeavons, Alex Scott, and Lei Xu. Feedback from nature: simple randomised distributed algorithms for maximal independent set selection and greedy colouring. *Distributed Computing*, 29:377–393, 2016.

- [28] Jason J. Moore, Alexander Genkin, Magnus Tournoy, Joshua L. Pughe-Sanford, Rob R. de Ruyter van Steveninck, and Dmitri B. Chklovskii. The neuron as a direct data-driven controller. *Proceedings of the National Academy of Sciences*, 121(27):e2311893121, 2024.
- [29] Arik Motkin, Tim Roughgarden, Primoz Skraba, and Leonidas Guibas. Lightweight coloring and desynchronization for networks. In *IEEE INFOCOM 2009*, pages 2383–2391. IEEE, 2009.
- [30] Saket Navlakha and Ziv Bar-Joseph. Distributed information processing in biological and computational systems. *Communications of the ACM*, 58(1):94–102, 2014.
- [31] David Peleg. *Distributed computing: a locality-sensitive approach*. SIAM, Philadelphia, PA, USA, 2000.
- [32] Ely Porat and Amir Rothschild. Explicit nonadaptive combinatorial group testing schemes. *IEEE Transactions on Information Theory*, 57(12):7982–7989, 2011.
- [33] Fouad Tobagi and Leonard Kleinrock. Packet switching in radio channels: Part ii-the hidden terminal problem in carrier sense multiple-access and the busy-tone solution. *IEEE Transactions on communications*, 23(12):1417–1433, 1975.