

# CipherGuard: Compiler-aided Mitigation against Ciphertext Side-channel Attacks

Ke Jiang  
Nanyang Technological University  
ke006@e.ntu.edu.sg

Sen Deng  
Hong Kong University of Science and  
Technology  
sdengan@cse.ust.hk

Yinshuai Li  
Southern University of Science and  
Technology  
12231139@mail.sustech.edu.cn

Shuai Wang  
Hong Kong University of Science and  
Technology  
shuaiw@cse.ust.hk

Tianwei Zhang  
Nanyang Technological University  
tianwei.zhang@ntu.edu.sg

Yinqian Zhang  
Southern University of Science and  
Technology  
yinqianz@acm.org

## Abstract

Cryptographic implementations bolster security against timing side-channel attacks by integrating constant-time components. However, the new ciphertext side channels resulting from the deterministic memory encryption in Trusted Execution Environments (TEEs), enable ciphertexts to manifest identifiable patterns when being sequentially written to the same memory address. Attackers with read access to encrypted memory in TEEs can potentially deduce plaintexts by analyzing these changing ciphertext patterns.

In this paper, we design CIPHERGUARD, a compiler-aided mitigation methodology to counteract ciphertext side channels with high efficiency and security. CIPHERGUARD is based on the LLVM ecosystem, and encompasses multiple mitigation strategies, including software-based probabilistic encryption and secret-aware register allocation. Through a comprehensive evaluation, we demonstrate that CIPHERGUARD can strengthen the security of various cryptographic implementations more efficiently than existing state-of-the-art defense mechanism, i.e., CIPHERFIX.

## 1 Introduction

Data security in cloud computing has become a major concern, hindering data owners from fully leveraging Virtual Machines (VMs) offered by public service providers. Accordingly, major processor vendors introduce a hardware-based technology known as TEE, which provides an isolated environment with memory encryption to fortify the integrity and confidentiality of VMs against privileged attackers, such as malicious hypervisors or host OS. These TEE-enabled processors include AMD Secure Encrypted Virtualization (SEV) [16] and its iterations: SEV Encrypted States (SEVES) [15] and SEV Secure Nested Paging (SEV-SNP) [17], Intel Software Guard Extensions (SGX) [11, 14], Intel Trust Domain Extensions (TDX) [10] and ARM Confidential Compute Architecture (CCA) [3].

Admittedly, existing TEEs still exhibit security weaknesses. For instance, unauthenticated encryption [6, 8, 37], Nested Page Table (NPT) remapping [9, 26, 27], unprotected I/O [21],

and unauthorized Address Space Identifier (ASID) [20] exist in SEV. Providers release hardware upgrades such as SEV-SNP to resolve these known attacks. However, recent works disclosed a new vulnerability in SEV-SNP, i.e., ciphertext side-channel attack [19, 22]. Attackers leverage deterministic memory encryption, in which a consistent plaintext block at the same physical address is always encrypted into the same ciphertext block. Hence, a one-to-one mapping between the plaintext and ciphertext can be constructed by continuously monitoring changes in the encrypted guest memory, ultimately, recovering the plaintext. More seriously, this attack is not limited to SEV-SNP but can threaten any TEE processors utilizing deterministic memory encryption with the memory bus snooping technique [18].

Several works are dedicated to detecting or mitigating this attack. CIPHERH [7] has successfully detected ciphertext side-channel vulnerabilities in many popular cryptography libraries. It utilizes DataFlowSanitizer (DFSan) [24] to efficiently mark sensitive memory writes. Within functions involving these marked instructions, CIPHERH conducts symbolic execution and constructs formulas checked by a constraint solver to identify potential vulnerabilities. CIPHERFIX [35] mitigates ciphertext side-channel leakage at the cost of an average performance overhead ranging from 2.4× to 16.8× in its most efficient variant. With static binary instrumentation, CIPHERFIX transforms each tainted memory store into a copy with masking operations in a new section. However, the instrumentation method for patching existing executable files has inherent limitations, such as inflexibility in layout adjustment, limited compilation resource usage, and potential challenges in maintaining code integrity and compatibility. OBELIX [36], the latest mitigation tool, leverages Oblivious RAM (ORAM) to execute and access enforced union code blocks, making execution flows indistinguishable from attackers. Nevertheless, OBELIX suffers from considerable performance overhead inherent to ORAM itself (hundreds of times).

Such being the case, we turn to a different methodology for enhancing security with higher efficiency: mitigating ciphertext side channels *at the compilation stage*, which offers several advantages. Firstly, it fixes the potential vulnerabilities directly in the code generation phase with insight and control over the compilation process. Secondly, the compiler has full analysis capabilities over the entire program, while instrumentation is often constrained to specific locations where probes are inserted. Thirdly, compilers can still utilize various resources and optimizations to generate efficient code during program repair. The instrumentation method, however, can only be applied to fixed executable files, facing constraints in layout adjustment and resource utilization.

To this end, we introduce CIPHERGUARD, an LLVM-based compiler-aided methodology for automated and efficient mitigation against ciphertext side channels. CIPHERGUARD captures all sensitive memory accesses and their precise memory references at the last optimized IR level by dynamic taint analysis. At the Machine-IR level, CIPHERGUARD employs multiple variants such as software-based probabilistic encryption, which introduces a random nonce to the secret upon memory writing, and secret-aware register allocation that allows the retention of secrets in registers. The fixed Machine-IR is compiled into a secure executable that can run directly in existing TEEs. With efficient random nonce buffers management and flexible register allocation, CIPHERGUARD demonstrates a satisfactory performance overhead, averaging 1.76-3.10 $\times$  across various cryptographic implementations. This is a significant performance improvement over CIPHERFIX, highlighting the efficacy of the compiler-aided methodology in defeating ciphertext side channels. In sum, this paper makes the following contributions:

- For the first time, we introduce a compiler-aided methodology to address ciphertext side channels. Equipped with multiple variants, the methodology has been demonstrated to provide a more efficient and flexible solution in comparison to the binary instrumentation.
- It presents CIPHERGUARD, an LLVM-based tool that harnesses dynamic taint analysis and deploys mitigation variants at the compilation stage. CIPHERGUARD excels in generating more efficient mitigated code through in-place code insertion, precise random nonce buffers management, and flexible register allocation.
- It evaluates CIPHERGUARD in mitigating ciphertext side channels among real-world cryptographic software. CIPHERGUARD hardens all the sensitive memory accesses with superior performance compared to CIPHERFIX.

## 2 Background

### 2.1 Ciphertext Side-Channel Attacks

The ciphertext side channel originates from the deterministic memory encryption implemented in AMD’s TEE. The encrypted memory is calculated by an XOR-Encrypt-XOR

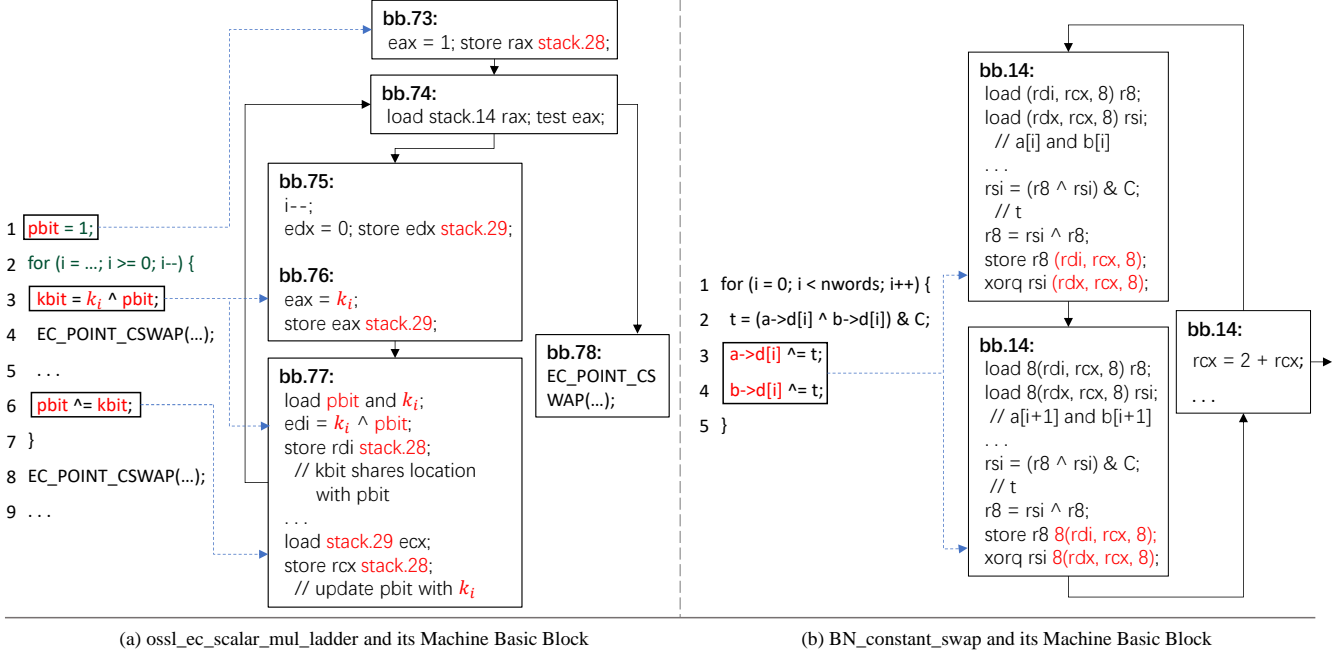
(XEX) mode, expressed as:  $c = ENC(m \oplus T(P_m)) \oplus T(P_m)$ , where the plaintext  $m$  undergoes the XOR operations before and after AES-128 encryption with a tweak value  $T(P_m)$  that incorporates the physical address  $P_m$ . Without freshness in the encryption process, the encryption of the same plaintext at a given physical address produces the identical ciphertext. It is crucial to acknowledge that this vulnerability extends to other deterministic encryption-based TEE architectures as long as attackers have read accesses to ciphertext (via software access [22] or memory bus snooping [18]).

Two attack schemes are introduced in [19]. The *Dictionary* attack involves the continuous monitoring of the ciphertext at a fixed memory address to construct a dictionary containing mappings of ciphertext-plaintext pairs. Consider the code snippet shown in Fig. 1(a), extracted from the ECDSA Montgomery ladder algorithm implemented in OpenSSL-3.0.2. In each loop iteration, the `BN_is_bit_set` function (denoted by  $k_i$  in line 3) is utilized to obtain one bit of the secret  $k$ . Following this, the  $kbit$  variable is computed through an XOR operation with the value in  $pbit$ , which is then written back to  $pbit$ . Given the dual XOR operations in lines 3 and 6,  $pbit$  ultimately stores each bit of the secret  $k$ . The attacker records consecutive ciphertext pairs ( $pbit-kbit$ ) both before and after the `BN_is_bit_set` function, aiming to deduce  $k_i$  in each iteration based on the changes observed in ciphertext pairs. In contrast, the *Collision* attack focuses on identifying repetitions or alterations in certain ciphertexts to break the constant-time mechanism. Fig. 1(b) shows the constant-time-swap function `BN_constant_swap`. This function takes two variables  $a$  and  $b$ , along with a decision  $C$  (e.g.,  $kbit$  in line 4 of Fig. 1(a)). If  $C$  is set to 1, the values of  $a$  and  $b$  are exchanged, leading to observable changes in the ciphertext. Conversely, if  $C$  is 0, the ciphertext remains unaltered. In this way, the *Collision* attack recovers the decision  $C$ , undermining the constant-time component.

Currently, many well-known cryptographic applications are vulnerable to this attack, including RSA and ECDSA (such as `secp256k1` and `secp384r1`) equipped with constant-time algorithms, ECDSA from WolfSSL-5.3.0, ECDSA and RSA from MbedTLS-3.1.0, as well as EdDSA (`Ed25519`) from OpenSSH adopted by Ubuntu LTS 20.04 [19, 22].

### 2.2 Countermeasures to Ciphertext Side-channels

Hardware-based countermeasures provide stronger security by eliminating ciphertext side channels, but they require extensive validation before chip manufacturing. In contrast, we choose a software-based approach, enabling quicker implementation and deployment without modifying hardware. Unfortunately, existing countermeasures for cache and timing side channels [2, 23, 28–30, 39–41], like constant-time cryptography, cannot mitigate ciphertext side channels. While constant-time cryptography avoids secret-dependent branches and memory accesses, it has been shown to be ineffective against ciphertext side-channel attacks [7, 19, 22].



**Figure 1.** Ciphertext side-channel examples and revisiting vulnerabilities from the perspective of compilation.

Without detailed implementation, AMD’s whitepaper [1] and Li et al. [19] proposed countermeasures as follows, but no single software-based scheme is perfectly suited for both methodology and implementation. Therefore, exploring different mitigation approaches, particularly through compiler-level optimizations and combinations, offers valuable insights for improving defenses.

- 1) Preserving secret variables in registers instead of memory enhances security [19], but faces implementation challenges due to limited register availability.
- 2) Avoiding the reuse of fixed memory addresses ensures fresh ciphertexts [1, 19], but requires extra memory and precise runtime reference management, potentially leading to significant performance overhead.
- 3) Introducing a random nonce to the plaintext with each memory write increases ciphertext unpredictability [19]. This includes masking and padding strategies [1], where padding requires extended data structures.

### 3 Methodology Overview

#### 3.1 Threat Model

We adopt the same threat model as prior works [19, 22], where a privileged attacker aims to steal secrets from cryptographic programs running in a confidential VM (e.g., AMD SEV-SNP). The attacker has full system privileges and can read the entire encrypted memory’s ciphertext [19]. We also account for single-step attack [38], which aids in selecting optimal observation points in the control flow by controlling

procedures within confidential VMs and pausing after each instruction. While we focus on ciphertext side channels, we assume the confidential VM hardware and internal entities (i.e., guest OS, applications) are trusted. Although registers can leak during kernel context switches [19], a kernel patch can resolve this, so we consider registers are secure to protect secrets in this context.

#### 3.2 A Motivating Example

We revisit the process of compiling a program using LLVM to illustrate how ciphertext side channels are identified. Fig. 1 presents the Machine Basic Blocks (MBBs) of the code snippet from the function `ossl_ec_scalar_mul_ladder`, handled by the register allocation pass in LLVM. We simplify the representation of these MBBs by only showing the ciphertext side-channel relevant variables. Additionally, we format the first operand as the source and the second as the destination.

In `bb.73` of Fig. 1(a), the register `eax` is allocated to hold the variable `pbit`. Since `pbit` is not used immediately or in succession, the compiler optimization inserts a memory store to write it back to `stack.28`. Subsequently, the compiler inserts a reload for the spilled variable `pbit` once it is involved in operations, as shown in `bb.77` where `pbit` is reloaded. This gives us the first source of ciphertext side-channel occurrence: the **spilling-reloading mechanism** during compilation generates additional memory writes, resulting in involuntary leakage. A similar situation arises in `stack.29`, as demonstrated in `bb.75` and `bb.76`, where the variable directly holds the secret returned from `BN_is_bit_set`.

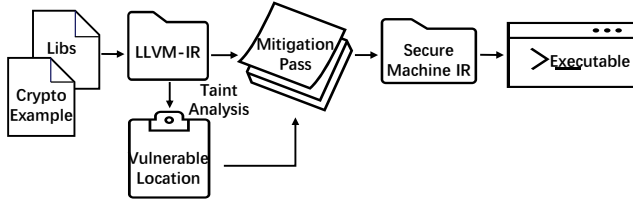


Figure 2. Workflow of CIPHERGUARD.

Next, the function `BN_constant_swap` in Fig. 1(b) demonstrates intermediate values being written back to allocated heap areas. The compiler directly generates store instructions that point to heap memories, using  $(rdi, rcx, 8)$  for  $a \rightarrow d[i]$  and  $(rdx, rcx, 8)$  for  $b \rightarrow d[i]$ . Naturally, if these data are stored in registers during their lifecycles, the difficulty of the attack will be significantly increased as the attacker can only obtain the observation of final results. Unfortunately, even with the vector registers in Single Instruction Multiple Data (SIMD), big numbers in cryptography software cannot be continuously held. Thus, this gives us the second source of ciphertext side-channel occurrence: the compiler pervasively resorts to using stack and heap memory writes to store intermediate values due to **insufficient register resources**, thereby resulting in large attack surfaces for secret leakage.

### 3.3 Architecture Overview of CIPHERGUARD

The compiler-aided methodology emerges as a natural and effective solution to defeat ciphertext side-channel attacks. Fig. 2 depicts the workflow of CIPHERGUARD, consisting of two phases: dynamic taint analysis and static rewriting. The dynamic taint analysis tracks sensitive memory accesses on the last optimized IR (Sec. 4.1), while the mitigation phase applies protection at the Machine-IR level using multiple variants. Conducting mitigation at this level because: 1) As analyzed in Sec. 3.2, backend optimizations like register allocation may inadvertently undermine the efforts of mitigating ciphertext side channels. 2) The lower Machine-IR level could also support mitigation, although it would require additional efforts such as adapting taint analysis granularity, managing physical register usage, and manually allocating the mask buffer. Therefore, ensuring the effectiveness of the mitigation requires fixing the program at **the LLVM Machine-IR level with the register allocation pass**. During mitigation, precise buffer management for random nonces is carried out for all variants (Sec. 4.4). Lastly, the patched Machine-IR is subsequently compiled into a hardened binary for deployment. Below are descriptions of the three variants.

- Variant 1 employs the `rdrand` instruction to generate random nonces when encountering sensitive memory stores. It optimizes the compiling process by utilizing a pre-generated nonce buffer (Sec. 4.2).

- Variant 2 employs the `vaesenc` instruction from AES-NI and a shift/rotate-based linear transformation from Xor-Shift128+ [31] to fulfill the requirement of generating a random nonce on-the-fly (Sec. 4.2).
- Variant 3 seeks to safeguard secrets in sensitive stack areas by retaining them within vector registers, such as SSE registers, throughout their lifecycles (Sec. 4.3).

**Application Scope.** The main audience for CIPHERGUARD is developers looking to deploy cryptographic software on modern TEEs. CIPHERGUARD offers security guarantees for existing cryptographic systems used in TEEs, as it relies on widely used hardware instructions for its three variants.

### 3.4 Advantages of Compiler-aided Mitigation

Opting for a compiler-aided methodology provides several advantages.

**In-place Code Insertion.** The compiler-aided method repairs the program alongside the compilation process in an integrated and streamlined manner. Thus, it ensures the fixed programs maintain their execution flow as much as possible, eliminating the need for frequent jumps to the instrumentation code that affect branch predictions, as seen in the binary instrumentation approach of CIPHERFIX.

**Smooth Management for Random Nonces.** It is feasible to introduce and manage random nonces for the secrets with each memory writing during compilation (all Variants). We denote this method as *software-based probabilistic encryption*. For example, the compiler directly allocates additional stack slots for nonces and links sensitive memory locations to their corresponding nonces through explicit virtual symbols. This approach contrasts with the binary instrumentation method, where allocating extra space for sensitive variables is challenging due to the fixed binary structure.

**Flexible Register Allocation.** It is a significant advantage for the compiler to preserve secret variables within registers throughout their lifecycles, by leveraging register allocation before the final binary is generated (Variant 3). We denote this method as *secret-aware register allocation*. For the binary instrumentation method, it is difficult to implement this mitigation approach. There are some possible solutions, including performing liveness analysis on a fixed binary and preserving register values before allocating them to sensitive variables or reserving a certain number of registers at the beginning of compilation. However, these solutions can inevitably lead to large performance degradation.

**Accurate Variable Length.** Notably, the length of the stack and heap is crucial for subsequent vulnerability mitigation, as it aids in determining the duration for which memory needs to be protected. The compiler-aided approach enables the protection of each memory unit independently. Oppositely, the binary instrumentation approach introduces unnecessary protection, focusing on protecting a slice of heap

memory, primarily because it can only track explicit memory allocations and deallocations, such as `malloc`.

**Compensatory Dynamic Taint Analysis.** Dynamic taint analysis quickly identifies secret variables but sacrifices coverage, as it only tracks sensitive memories in executed paths, leaving untouched paths unprotected. However, the virtual symbols in IR (as shown in Fig. 1) help compensate for this limitation. These virtual symbols, which represent sensitive memories, are initially tainted in executed paths and are recognized across all MBBs of a tainted function during the streamlined compilation process. This approach provides more comprehensive protection compared to binary instrumentation.

### 3.5 Technical Challenges

While the compiler-aided methodology facilitates the implementation of the three aforementioned variants, it faces several technical challenges. In the context of software-based probabilistic encryption, two random nonce buffers are necessary: one to provide the initial nonce for sensitive variables that require masking (utilized in Variants 1 and 3) and another to store the nonce currently in use (applicable across all variants). This requirement poses challenges in identifying suitable locations for these nonce buffers and establishing reliable references between sensitive variables and their corresponding nonces within these buffers. Furthermore, in the realm of secret-aware register allocation, a critical challenge lies in formulating a strategy for allocating limited registers to tainted stack slots. This includes determining which registers can temporarily accommodate sensitive variables without compromising performance and prioritizing access to these registers for tainted stack slots. We address these technical challenges in the following section.

## 4 Detailed Design of CIPHERGUARD

### 4.1 Tainting Secret Locations

**IR Level.** At present, binary-level taint analysis is employed to track secret propagation by logging execution traces, but it suffers from low speed [13, 33] and incomprehensive implicit information flow [34]. Tainting within compilation is another practice for detecting program vulnerabilities. Tools like DFSan have been utilized in prior works [4, 7] to capture secret-related IR instructions. Considering the subsequent program repair on Machine-IR and the need for comprehensive and readily available implicit information flow tracking, we also adopt the compiler-level taint analysis using DFSan. This consideration involves aligning tainted results from the IR level with the Machine-IR level. Although IR is replaced by target instructions, the semantic difference is minimal since IR is transformed into Machine-IR through instruction selection and emission.

**Detection Strategies.** Mitigating only truly vulnerable points would minimize the performance impact on protected programs. However, accurately detecting ciphertext side-channel leaks is difficult, with tools like CIPHERH still generating false positives. Hence, we opt to taint all sensitive memory accesses. Besides, we adopt the same strategy as CIPHERFIX to log execution traces multiple times for each cryptography program with varied secrets and inputs due to cryptography applications often following a relatively “fixed” execution flow as reported in CIPHERH.

In Sec. 2.1, we demonstrate how secrets are tracked through direct memory writes. In addition to the direct usage of secrets, it is necessary to consider data derived from the secrets as “sensitive” as well. A secret may appear in control-flow branches as a condition or in memory accesses as the index. Then variables guarded by a tainted condition are tainted as secret-related; variables assigned through memory access are tainted once the index of the buffer is tainted. In this manner, CIPHERGUARD comprehensively uncovers attack surfaces of the cryptography applications.

### 4.2 Software-based Probabilistic Encryption

In software-based probabilistic encryption, the key is to introduce a random nonce into secret variables before they are written back into the memory, thereby achieving unpredictable ciphertexts.

1:	load	$MEM_{key}$	$REG_{key}$	// sensitive load
2:	load	$MEM_{mask}$	$REG_{mask}$	// load mask
3:	save	EFLAGS		
4:	xor	$REG_{mask}$	$REG_{key}$	
5:	restore	EFLAGS		
6:	operate	$REG_{key}$		
7:	save	EFLAGS		
8:	update	$REG_{mask}$		// generate new mask
9:	xor	$REG_{mask}$	$REG_{key}$	
10:	restore	EFLAGS		
11:	store	$REG_{mask}$	$MEM_{mask}$	// store mask
12:	store	$REG_{key}$	$MEM_{key}$	// sensitive store

Figure 3. In-place code insertion.

**Mitigation Code Insertion.** Fig. 3 illustrates the general scenario of inserting mitigation code, where  $MEM_{key}$  represents the memory cell of a sensitive memory access instruction. The steps are: 1) loading the masked plaintext and corresponding random nonce (lines 1–2); 2) XORing the nonce with the masked plaintext to obtain true plaintext (lines 3–5); 3) performing calculations on the plaintext (line 6); 4) updating the random nonce and XORing it with the plaintext to obtain a new masked plaintext (lines 7–10); and 5) storing both the new masked plaintext and the new random nonce (lines 11–12).

We determine the memory cells holding the random nonces for stack and heap areas with different strategies. In the stack, since the code is inserted during the register allocation phase



in the LLVM backend, we can freely allocate a stack slot for the nonce. For example, a new stack slot,  $MEM_{mask}$ , is created to store the random nonce (line 11 of Fig. 3) and is associated with the source memory  $MEM_{key}$  (line 1). When loading the nonce, a load instruction is inserted to reference  $MEM_{mask}$ . For heap memory, instead of intercepting memory allocation calls like `malloc`, `realloc`, `calloc`, and `free`, which would introduce significant overhead, we implement a more efficient hash-based mechanism. This scheme leverages the runtime heap address of the source memory  $MEM_{key}$  to compute the index where the corresponding nonce is stored in the `.bss` section (see Sec. 4.4). The random nonce is then stored at that index, allowing for efficient insertion of the same code for each tainted heap instruction without excessive system calls.

**Random Nonce Generation.** To enhance security, the random nonce is updated for each sensitive store instruction. In Variant 1, a 1K random nonce buffer is pre-generated using `rand` during the cryptography program’s initialization, stored in the `.bss` section. For unmasked stack areas with secrets, Variant 1 selects a random nonce from this buffer as the initial nonce and increments it by three when storing new secrets at the same location (see Sec. 5.4 for security analysis). Variant 2, instead, generates a random nonce in real-time using AES-NI or XorShift128+ schemes. AES-NI requires a single instruction and two 128-bit registers such as `xmm14` and `xmm15`, while XorShift128+ needs 11 instructions and three 128-bit registers, from `xmm13` to `xmm15`.

### 4.3 Secret-aware Register Allocation

Building upon Variant 1, the masking scheme for the stack area can be further enhanced through register allocation.

**Feasibility Analysis.** However, implementing this scheme is challenging due to limited register resources. To evaluate, we conducted a heuristic investigation. First, we identified the maximum number of stack slots involved in sensitive memory accesses among various cryptography programs from Table 1, with libsodium’s EdDSA implementation having the highest (583 slots). Accommodating this many vector registers in SIMD is difficult as discussed in Sec. 3.2, prompting the exploration of a secret-aware register allocation approach. This involves tracking register liveness and timely deallocating frequently used stack slots in tainted functions. Next, we assessed the number of vector registers required. By analyzing disassembled cryptography programs, we found that the LLVM backend typically allocates the first 8 vector registers (`xmm0` - `xmm7`) for optimizing data movement, so we heuristically preserved the last 8 SSE registers (`xmm8` - `xmm15`) for sensitive stack slots. This approach resulted in an average performance impact of 7%, ranging from 1% in SHA512 (libsodium) to 20% in AES (mbedtls), demonstrating that it is a viable and practical solution.

**Register Allocation.** When analyzing tainted functions in cryptography programs, we prioritize frequently accessed

stack slots. These stack slots are more susceptible to ciphertext side-channel attacks due to their sequential overwrites. Moreover, preserving these slots in registers minimizes the overhead of masking operations. To manage this, we create two structures in the LLVM backend: `StackUsage`, which maps all sensitive stack slots to their respective MBB locations in the tainted functions, and `StackOpt`, which selects mappings from `StackUsage` based on the number of MBB locations for each stack slot until the available vector register capacity is reached. These structures enable efficient secret-aware register allocation, focusing on optimizing register use and reducing masking overhead for frequently accessed stack slots.

- *Allocation:* When encountering a sensitive stack store where its slot is mapped in `StackOpt`, Variant 3 assigns an available vector register to hold the variable. Simultaneously, the corresponding MBB location in `StackOpt` is removed to track the liveness of the allocated vector register.

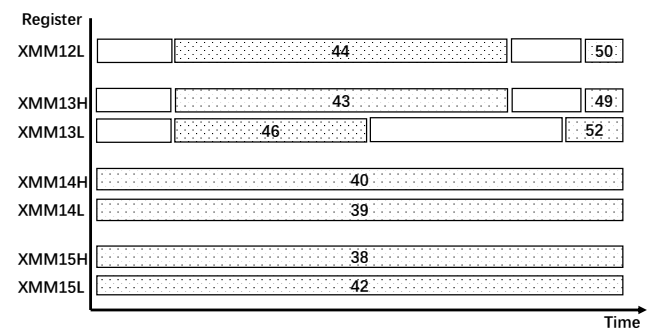
- *Deallocation:* Once all MBB locations for a sensitive stack slot in `StackOpt` are removed, the associated vector register is freed, marking the end of its liveness. Subsequently, Variant 3 selects another stack slot from `StackUsage` based on the number of MBB locations and allocates available vector registers to the remaining stack slots in `StackOpt`.

**Listing 1.** Sensitive stack slots contained in MBBs.

```

42: entry , if .end19 , if .end24 , if .end30 , ...
38: entry , if .end24 , if .end30 , ...
39: entry , while .body , if .end30 , ...
52: if .end30 , ...
49: if .end30 , ...
46: while .body , if .then10 , if .end12 , if .then18 ,
    if .end19 , ...
43: while .body , if .end19 , if .then22 , if .then28 ,
    if .end30 , ...
40: entry , while .cond , ...
50: if .end30 , ...
44: while .body , if .end19 , if .end24 , if .end30 , ...

```



**Figure 4.** An example of register allocation from the function `bn_mul_add_words` of OpenSSL-ECDSA. In the visualization, the white and shaded blocks represent the liveness of stacks, with shaded blocks containing numbers that denote registers holding the sensitive stack slots.

We illustrate the register allocation process for sensitive stack slots in the function `bn_mul_add_words` from OpenSSL-ECDDSA. Listing 1 provides a sorted `StackOpt` structure, showing sensitive stack slots and their positions in MBBs. The process is simulated up to the `if.end30` MBB and subsequent MBBs are omitted for brevity. As shown in Fig. 4, 16 stack slots, each 8 bytes in size, are allocated across vector registers `xmm8` to `xmm15`, with H and L representing the high and low 64 bits of each register. Registers such as `xmm13L`, `xmm13H`, and `xmm12L` are recycled and reallocated to stack slots 52, 49, and 50, respectively, demonstrating efficient register usage through liveness tracking.

#### 4.4 Managing Nonce Buffers

In CIPHERGUARD, all inserted mitigation codes for the masking protection scheme must manage random nonces, including the *initial nonce* for sensitive variables requiring masking and the *nonce currently in use*.

**Random Nonce Buffer.** As introduced in Sec. 4.2, CIPHERGUARD pre-generates a buffer in the `.bss` section with 1K random nonces using `rand` during initialization. For unmasked stack or heap areas in Variants 1 and 3, CIPHERGUARD calculates an index based on the memory address (*addr*) to select the corresponding random nonce from the buffer. The index is computed as  $index = addr \& 0x3FF$ , and the random nonce is retrieved from the `.bss` using `randomArray(, index, 8)`, where `randomArray` is the starting address of the buffer.

**Currently Used Nonces.** Two strategies are adopted to store random nonces for sensitive data in the stack and heap areas, enabling their subsequent decoding. For the stack, the compiler automatically allocates slots for nonces and associates them with the corresponding memory, accessed by applying an offset to the `rsp` register. This method ensures the nonces are isolated from other stack locations by using the `rbp` register. Additionally, the nonce buffer, used to store active nonces, is initialized to zero and set in the entry block of each function. Unlike CIPHERFIX, which risks overlap by storing nonces outside the runtime stack area, our approach avoids potential malfunctions.

For the heap, instead of applying a constant offset for the nonce buffer like in CIPHERFIX, we place the nonce buffer in the `.bss` section as well, pre-allocating sufficient space in advance. A heuristic hash function maps heap addresses to buffer indices for retrieving nonces:  $((addr \& 0xFFFF) * 648056) \gg 22$ . In this setting, 128K consecutive 8-byte entries are mapped independently into the 1M nonce buffer without collisions since all variants of CIPHERGUARD align masking operations to 8-byte addresses. However, the maximum index generated by the hash function is 162,012, which exceeds 128K. To accommodate this, a 256K-entry buffer is required, resulting in a 2M nonce buffer with around 50% utilization in our configuration. Through experimentation,

we found that a nonce buffer space of 2MB is sufficient for cryptographic programs without collisions.

CIPHERGUARD offers key advantages in managing nonce buffers for heap areas compared to CIPHERFIX. First, it eliminates the overlap risk in CIPHERFIX, where a fixed distance between heap areas and nonce buffers can become insufficient with large dynamic allocations. CIPHERGUARD uses an indexing method to ensure dedicated nonce buffers for each heap area, preventing overlap. Second, CIPHERGUARD avoids the overhead caused by tracking dynamic memory calls (`malloc`, `realloc`, `calloc`, and `free`) in CIPHERFIX by directly calculating buffer indices, reducing system call dependency. Additionally, CIPHERGUARD simplifies initialization by zeroing out the `.bss` section during program linking.

To handle potential hash collisions in nonce buffers for heap areas, such as in server environments, we propose dynamically expanding the buffer by allocating multiple groups of entries for each index (10 groups per index, requiring a 20M nonce buffer). If two different heap addresses generate the same index, the first 8 bytes are used to match the heap address, allowing us to locate the corresponding nonce in the subsequent 8 bytes. We evaluated this method by simulating collisions across all  $10 \times 128K$  entries. The results showed only a slight increase of time to initialize the expanded nonce buffer and handle each collision ( $\approx 8ms$ ), indicating minimal performance impact.

## 5 Evaluation

### 5.1 Implementation and Experiment Setup

CIPHERGUARD is built within the LLVM-9 framework, consisting of 4.6K lines of C++ code, but **it is not dependent on any LLVM-specific features**, making it portable to other compiler frameworks (discussed further in Sec. 6). The source code is available soon, with plans for migration to a newer LLVM version. Developers can easily use CIPHERGUARD by manually identifying secrets in cryptography programs and labeling them with the DFSan API, such as `insert_dfsan_set_label(label, key, sizeof(key))` record both the pointer and size of the secret. Afterward, the taint analysis and mitigation processes are handled automatically without further intervention.

We evaluated 3 variants of CIPHERGUARD across several cryptography libraries, including `libsodium-1.0.18`, `mbedtls-3.3.0`, `OpenSSL-3.0.2`, and `WolfSSL-5.3.0`. All experiments were performed on an AMD EPYC 7513 CPU with SEV-SNP enabled, running Ubuntu 20.04. For comparison with CIPHERFIX, the same library snapshots used in CIPHERFIX evaluations were tested. Default optimization levels were applied, with `-O3` for OpenSSL and `-O2` for the other libraries.

### 5.2 Comparison between Variants

**Performance Overhead.** We employ the `rdtsc` instruction to accurately measure the execution cycles of both the

**Table 1.** Performance statistics towards mitigated cryptography software with 3 variants of CIPHERGUARD. Results are obtained by measuring the average clock cycles using the `rdtsc` instruction. XS+ is short for XorShift128+. CC20 is short for ChaCha20.

Implementation-Orig	Variant 1		Variant 2				Variant 3		RSV-SSE	
	RDRAND	Factor	AES	Factor	XS+	Factor	REGISTER	Factor	RDRAND	Factor
libsodium-EdDSA-191618	648861	3.39	651930	3.40	682159	3.56	304067	1.59	680723	3.55
libsodium-SHA512-42482	101088	2.38	137298	3.23	152227	3.58	105061	2.47	121020	2.85
mbedtls-AES-474926	574695	1.21	815542	1.72	866192	1.82	993255	2.09	1135500	2.39
mbedtls-Base64-11220	16877	1.50	18360	1.64	19642	1.75	15493	1.38	20820	1.86
mbedtls-CC20-597000	752978	1.26	1236573	2.07	1385737	2.32	1251150	2.10	1329720	2.23
mbedtls-ECDH-4253887	7680051	1.81	8819828	2.07	9626046	2.26	6211978	1.46	7981500	1.88
mbedtls-ECDH-3942140	7310694	1.85	8133126	2.06	8717678	2.21	5448579	1.38	10137960	2.57
mbedtls-RSA-1884568	4314759	2.29	4658550	2.47	5504460	2.92	2861580	1.52	5459100	2.90
OpenSSL-ECDH-986228	6081644	6.17	6132829	6.22	6997656	7.10	1519590	1.54	6121680	6.21
OpenSSL-ECDH-16854915	66816768	3.96	65915307	3.91	76290783	4.53	34374077	2.04	73640040	4.37
WolfSSL-AES-639055	1341064	2.10	2126681	3.33	2340311	3.66	1897460	2.97	1916760	3.00
WolfSSL-CC20-481650	526643	1.09	507535	1.05	517214	1.07	537044	1.12	614670	1.28
WolfSSL-ECDH-348690	737935	2.12	731250	2.10	761804	2.18	522330	1.50	849300	2.44
WolfSSL-ECDH-4226940	20976600	4.96	20141736	4.77	25013569	5.92	9132870	2.16	21068010	4.98
WolfSSL-EdDSA-419507	1317104	3.14	1296690	3.09	1350810	3.22	639840	1.53	1428990	3.41
WolfSSL-RSA-491970	608190	1.24	645980	1.31	737520	1.50	631806	1.28	902452	1.83
Average	-	2.53	-	2.78	-	3.10	-	1.76	-	2.98

original and patched cryptography libraries. Each library is tested over 200 iterations, and the average execution overhead is calculated. The performance statistics for the patched libraries using CIPHERGUARD are summarized in Table 1.

Variant 1 incurs an average overhead of 2.53 $\times$ , ranging from 1.09 $\times$  in the patched ChaCha20 of WolfSSL to 6.17 $\times$  in OpenSSL’s ECDH. This performance improvement compared to CIPHERFIX is primarily due to the use of a pre-generated mask buffer, particularly influenced by the impact of the `rdrand` instruction in patched cryptography software. Variant 2 uses two methods for on-the-fly mask generation, resulting in average overheads of 2.78 $\times$  and 3.10 $\times$ . These approaches slightly reduce performance compared to Variant 1’s optimized `rdrand` scheme. The higher overhead in XorShift128+ is due to its multiple-instruction process, which takes longer than the single `vaesenc` instruction from AES-NI. Variant 3 improves performance by keeping sensitive data in registers, achieving a lower average overhead of 1.76 $\times$  compared to Variant 1’s 2.53 $\times$ . However, this performance gain is not consistent across all cryptography libraries due to the trade-off in SSE register usage. While fewer mask instructions are needed, the reduced availability of SSE registers can impact other parts of the program.

**rdrand as the Bottleneck.** Employing on-the-fly random number generation as nonces offers strong security but can lead to significant performance overhead, especially when relying on `rdrand`, as seen in CIPHERFIX-FAST, which incurs an average overhead of 16.8 $\times$  and a peak of 40 $\times$ . To mitigate this, pre-generating a random nonce buffer is preferred, reducing the performance cost while maintaining robust protection.

To evaluate the performance benefits of Variant 1 of CIPHERGUARD compared to the on-the-fly method, we examined both asymmetric cryptography libraries (RSA and ECDSA) and symmetric cryptography libraries (AES and ChaCha20). The results show significant improvement for asymmetric libraries, averaging 6.79 $\times$ , while the improvement for symmetric libraries is more modest at 1.39 $\times$ . This demonstrates the effectiveness of pre-generating a nonce buffer in enhancing performance, especially for asymmetric cryptography.

**Alternative Nonce.** Unlike Variant 1, which selects and increments a random number for each sensitive memory write, Variant 2 generates a random nonce directly when an updated nonce is needed. AES-NI achieves this with a single `vaesenc` instruction, while XorShift128+ requires multiple instructions, resulting in slightly higher overhead. Additionally, Variant 2 requires reserving a portion of the SSE vector registers (two for AES-NI and three for XorShift128+), which can affect other parts of the cryptography library, adding more overhead compared to Variant 1, as reflected in performance results.

**The Profit of Registers.** The primary benefit of using registers to store intermediate results is the reduced memory access overhead. However, the performance advantage of Variant 3 over Variant 1 is inconsistent across all cryptographic applications. We hypothesize that Variant 3’s reliance on SSE registers may limit their availability in other program areas. To test this, we introduce a new strategy called “RSV-SSE”, which combines the approach of Variant 1 with the reservation of 8 unused SSE registers. This strategy enables the compiler to either allocate these registers freely, as in Variant 1, or reserve them for storing secrets from sensitive memory access instructions, similar to Variant 3.



Table 1 presents the results of the new “RSV-SSE” strategy, which demonstrates an average overhead of 2.98×, higher than that of both Variant 1 and Variant 3. Certain cryptographic functions (SHA512 from libsodium, AES and ChaCha20 from mbedTLS, AES, ChaCha20 and RSA from WolfSSL) show decreased performance when SSE registers are used to safeguard sensitive memory accesses, negatively impacting other program components. Conversely, functions that benefit from this strategy display significant performance improvements, particularly ECDSA from OpenSSL, where Variant 3 shows exceptional profitability.

We further investigate the allocation of SSE registers for sensitive memory accesses in the ECDSA implementation from OpenSSL. By adhering to the secret-aware register allocation principles outlined in Sec. 4.3, we analyze the range of MBBs in which these registers are assigned. The findings indicate a significant advantage when registers are utilized to store stack memory within loops, leading to reduced cycle counts compared to using masking for protection, as seen in Variant 1. However, if protection extends to insufficient sensitive stack memory within a loop, such as allocating SSE registers for sequential sensitive memory accesses, the benefits may not outweigh the drawbacks of not using these registers in other areas of the cryptographic program. This underscores the critical role of context and algorithm specifics in evaluating the effectiveness of secret-aware register allocation.

**Variant Selection.** All variants of CIPHERGUARD provide robust security guarantees (see Sec. 5.4), and the choice of variant should focus on performance and usage needs. Variant 1 utilizes pre-generated random buffers, optimizing performance compared to on-the-fly random nonce generation. In contrast, Variant 2 is suitable for scenarios requiring dynamic nonce generation but involves the use of SSE registers, which may impact performance in cryptographic applications with frequent data movements. Variant 3 minimizes performance overhead but consumes more SSE registers than Variant 2. Thus, developers experienced in implementing cryptographic software in TEEs should consider Variants 2 and 3 for their specific contexts, while general users are recommended to opt for Variant 1.

### 5.3 Comparison with CIPHERFIX

**Dynamic Taint Analysis.** Identifying sensitive memory access instructions in each cryptography library takes less than 20 minutes. Specifically, taint analysis for symmetric primitives like AES and ChaCha20 is completed in just 2 to 3 minutes. Although asymmetric primitives such as RSA and ECDSA, which use blinding and nonces, require more time, the taint analysis still finishes within approximately 10 minutes, which is considered a reasonable duration.

In the evaluation shown in Table 2, we systematically document the number of functions and instructions identified by taint analysis for each cryptography library, as reflected

in the fourth and fifth columns. The results reveal a wide range, with a minimum of 6 sub-functions in SHA512 from libsodium and a maximum of 796 sub-functions in ECDSA from OpenSSL, averaging 120 functions across the analyzed implementations. The tainted instructions within these functions vary significantly, from 275 in ChaCha20 of mbedTLS to 17,834 instructions in ECDSA of OpenSSL. In comparison to CIPHERFIX, as illustrated in the second and third columns of Table 2, our approach demonstrates more comprehensive and detailed tracking of sensitive data.

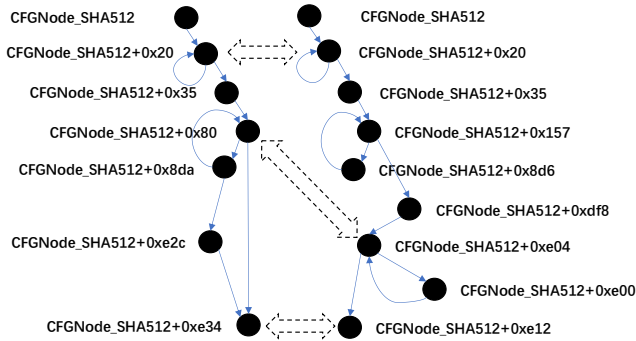
**Mitigation Coverage Comparison.** Accurate identification of tainted instructions is essential, as these instructions are key candidates for the subsequent mitigation process. Although CIPHERGUARD and CIPHERFIX use different compilers, Clang and GCC, both maintain consistent control flow when subjected to the same optimization settings. Capitalizing on this similarity, we extract binaries with instrumentation information from the taint analysis stage and analyze the basic blocks of tainted functions by constructing control-flow graphs (CFGs). For instance, Fig. 5 compares the CFGs of the function SHA512\_Transform from libsodium-SHA512, with the left sub-figure representing the CFG from CIPHERGUARD and the right from CIPHERFIX. The CFGs exhibit notable structural similarities, and we manually identify three key nodes to further refine the control flow. A line-by-line comparison of the code within both binaries reveals only minor differences, averaging 2%. Thus, we conclude that the variance in compilers does not significantly affect the discrepancy in the number of tainted instructions identified by CIPHERGUARD and CIPHERFIX as shown in Table 2.

Our analysis reveals that the cryptography libraries listed in Table 2 are monitored for a similar number of tainted functions, with the exception of two implementations from the OpenSSL libraries. To investigate the variance in taint analysis among these libraries, we randomly select five tainted functions for comparison. We find that the additional instructions identified by CIPHERGUARD can be categorized into several types. Notably, CIPHERGUARD conservatively tags the parameters of temporary variables used to store intermediate results, such as loop variables involved in sensitive calculations. In contrast, CIPHERFIX overlooks these intermediate and resultant variables, focusing primarily on directly involved secret keys. Consequently, in the OpenSSL libraries, CIPHERGUARD identifies not only the parameters of temporary variables but also intermediate and resultant variables, resulting in more comprehensive identification of relevant functions and instructions compared to CIPHERFIX, as illustrated in Table 2.

**Fair Performance Comparison.** To ensure a fair performance comparison between CIPHERGUARD and CIPHERFIX, we evaluate both tools using as many common tainted instructions as possible within the same cryptography library. However, achieving this is challenging due to the variability in the number of tainted functions and instructions identified

**Table 2.** Performance comparison with CIPHERFIX based on the same number of tainted functions. The replication of CIPHERFIX is conducted on its FAST version.

Implementation	CIPHERFIX		CIPHERGUARD		CIPHERFIX-FAST				CIPHERGUARD-Variant 2			
	FUN	INS	FUN	INS	Orig	AES	Factor	Consume	INS	AES	Factor	Consume
libsodium-EdDSA	14	616	17	1311	131790	779580	5.92	1052	630	271557	1.42	127
libsodium-SHA512	6	155	6	586	60060	103920	1.73	283	211	84139	1.98	197
mbedtls-AES	19	96	17	326	312990	1165470	3.72	8880	318	780317	1.64	960
mbedtls-Base64	5	25	9	386	10230	16440	1.61	248	26	14897	1.33	141
mbedtls-ChaCha20	15	234	14	275	397080	922800	2.32	2247	267	1193730	2.00	2235
mbedtls-ECDH	20	65	51	1063	3314160	10658700	3.22	112993	171	7760267	1.82	20505
mbedtls-ECDSA	51	448	69	1446	1385790	10117620	7.30	19491	1156	7179808	1.82	2801
mbedtls-RSA	35	300	44	1238	2893260	11347680	3.92	28181	673	3640590	1.93	2609
OpenSSL-ECDH	11	117	721	12876	373800	583680	1.56	1794	123	1280850	1.30	2395
OpenSSL-ECDSA	91	653	796	17834	3236490	6735210	2.08	5358	991	22131750	1.31	5325
WolfSSL-AES	5	204	6	499	401550	725040	1.81	1586	192	809066	1.27	885
WolfSSL-ChaCha20	9	182	14	404	706740	1022880	1.45	1737	343	505800	1.05	70
WolfSSL-ECDH	10	291	20	543	191280	385440	2.02	667	147	701408	2.01	2399
WolfSSL-ECDSA	40	328	59	932	3143010	8558370	2.72	16510	242	8321686	1.97	16920
WolfSSL-EdDSA	31	835	28	715	312360	746250	2.39	520	616	893040	2.13	769
WolfSSL-RSA	48	696	43	704	537750	1200660	2.23	952	529	615510	1.25	234
Average	26	328	120	2571	-	-	2.87	12656	415	-	1.64	3661



**Figure 5.** Function SHA512\_Transform from the libsodium-SHA512 serves as an example to illustrate the construction of CFGs and identify critical nodes.

by each tool. For instance, protecting tainted instructions within loops can lead to increased execution cycles. To mitigate this issue, we manually select tainted functions that are common to both tools, allowing CIPHERGUARD to apply its mitigation process to functions flagged by CIPHERFIX. This approach helps align the execution flow between the two tools. Nevertheless, CIPHERGUARD still identifies more instructions than CIPHERFIX, although we strive to make the comparison as close as possible.

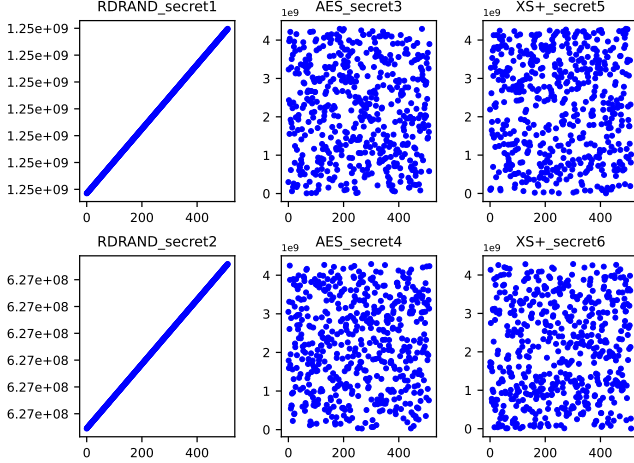
The details of selected tainted instructions are presented in the fourth-to-last columns of Table 2. Both CIPHERGUARD and CIPHERFIX utilize the `vaesenc` instruction from AES-NI to insert masking instructions, thereby eliminating the influence of any optimization specific to CIPHERGUARD. The results indicate that CIPHERGUARD achieves an average overhead of 1.64 $\times$ , whereas CIPHERFIX experiences a higher overhead of 2.87 $\times$ . To quantify the additional average cycles

incurred by the patched cryptography library, we introduce a metric labeled “consume”, which shows an average consumption of 3,661 cycles for CIPHERGUARD compared to a significant 3.46 $\times$  increase for CIPHERFIX.

The performance differences between CIPHERGUARD and CIPHERFIX are largely attributed to specific characteristics of CIPHERFIX that involve frequent jumps to instrumentation code, monitoring of `malloc` for heap memory allocation of nonce buffers, and the runtime initialization of the nonce cache. In contrast, CIPHERGUARD employs a compiler-aided approach that optimizes these time-intensive tasks by sequentially inserting mask instructions and efficiently managing nonce buffers in the `.bss` section. This design choice significantly enhances the mitigation process, reducing associated overhead and improving overall performance.

#### 5.4 Security Analysis

**Quality of Nonce.** The effectiveness of our software-based probabilistic encryption scheme relies heavily on the quality of random number generation, as the reliability and randomness of nonces are crucial. Using the ECDSA Montgomery ladder algorithm from OpenSSL as an example (Fig. 1(a)), we examine how secrets are protected by masking operations in Variant 1 and Variant 2 of CIPHERGUARD with three different random number generation techniques. Without protection, a vulnerability at the point where  $pb_{it} \leftarrow pb_{it} \wedge kb_{it}$  spills the secret  $pb_{it}$  into memory, allowing attackers to infer each bit of the secret by mapping ciphertext-plaintext pairs. To assess the impact of our masking method, we disassemble the binary to locate the vulnerability, then use Pintool [25] to observe the execution context at this point. By running the cryptography library twice with different ECDSA private keys, we track the writing of  $pb_{it}$  512 times within the



**Figure 6.** Scatter distribution of masked  $pbit$  under different variants. Each secret sequence comprises 512 values.

loop. We then measure the entropy of the collected secret sequence as  $H(X) = -\sum_{x \in \mathcal{X}} p(x) \log_2 p(x)$  to quantify the distribution changes and evaluate the scheme’s effectiveness.

The entropy analysis of six different unprotected secrets (0.99946, 0.99911, 0.99972, 0.99910, 0.99841, and 0.99814) shows values around 0.99 for each, indicating a significant leakage of information, as each bit can only be 0 or 1. This low entropy allows attackers to easily infer patterns in the secret sequences via ciphertext side-channel attacks. However, after applying Variant 1 and Variant 2 of CIPHERGUARD, the entropy of the secret sequences increases to approximately 9.0, close to the theoretical maximum for 512 random numbers. This higher entropy reflects that the secrets become random and unpredictable, making it extremely difficult for attackers to deduce any patterns. The scatter distribution of these masked secret sequences in Fig. 6 further confirms the effectiveness of CIPHERGUARD’s masking approach in preventing leakage.

**Locations of Nonce Buffers.** In CIPHERGUARD, the nonce buffers contain both pre-generated random numbers and currently used nonces, stored in the `.bss` section. The security of masking operations across all variants relies on the integrity and confidentiality of these nonce buffers to prevent leakage. While accessing these buffers may create execution traces that could be exploited, their security is protected by Address Space Layout Randomization (ASLR), which loads the `.bss` section into different memory locations each time. Attackers would need to exploit memory vulnerabilities in the software, which is not the main focus of CIPHERGUARD’s protections. Thus, CIPHERGUARD provides similar security guarantees as CIPHERFIX for nonce buffers.

Furthermore, even if ASLR is bypassed [12], the security of the nonce buffers remains robust due to SEV memory encryption, which ensures that these buffers are always encrypted. The pre-generated nonce buffer stays consistent, leading

to no variation in its ciphertext, while the currently used nonce is updated with each use during masking operations, resulting in unpredictable ciphertext.

**Re-use of Nonces.** In CIPHERGUARD, the nonce selection is based on the address of the target secret, leading to nonce reuse for secrets at the same address. When a function repeatedly calls the same callee, the stack frames share the same address space. However, CIPHERGUARD maintains security through two key mechanisms: varying parameters that keep ciphertext unpredictable under SEV and a masking process that safeguards the callee against information leakage. As a result, an attacker can only deduce that the same secret is being used by noticing identical ciphertext sequences.

**Increment-by-Three in Nonces.** Updating nonces in Variant 1 is essential for ensuring CIPHERGUARD’s security. When consecutive keys differ significantly, masked secrets produce unpredictable ciphertexts. However, in cases where the key changes by only one bit, a weak nonce update (e.g., incrementing by one) can expose this change through identical masked plaintexts. For example, as illustrated in Fig. 7, observing masked plaintexts starting from even and odd nonces can leak up to four key bits, weakening security.

Keys	1	1	0	1	0
Even Nonce	0x4A7C3D94	0x4A7C3D95	0x4A7C3D96	0x4A7C3D97	0x4A7C3D98
Observe 1	0x4A7C3D95	0x4A7C3D94	0x4A7C3D96	0x4A7C3D96	0x4A7C3D98
Odd Nonce	0x25647b21	0x25647b22	0x25647b23	0x25647b24	0x25647b25
Observe 2	0x25647b20	0x25647b23	0x25647b23	0x25647b25	0x25647b25

**Figure 7.** A corner case arises when a one-bit change in the secret can be revealed by observing identical masked plaintext across multiple masking.

This weak nonce update scheme can be resolved by incrementing the nonce by three, ensuring that at least two bits of the masked plaintext differ between updates. This approach blocks identical ciphertexts from revealing bit changes while maintaining a similar performance.

## 6 Discussion

**Limitations.** CIPHERGUARD uses dynamic taint analysis to identify potential sensitive memory access instructions and applies conservatively across multiple secrets and inputs, resulting in thorough taint detection. However, it can also lead to unnecessary protection of memory writes that don’t actually cause ciphertext side-channel leakage, which adds runtime overhead. Reducing this overhead would require a precise, static whole-program taint analysis that can accurately identify true leakage points. Unfortunately, this remains a challenge, as current research only allows static analysis of a small portion of the program [5, 32].

**Potential Extensions.** CIPHERGUARD provides extensive support for commonly used x86 instructions, covering data movement, arithmetic, logic operations, comparisons involving sensitive memory, and zero/flag extensions, as well as

frequently used SSE/AVX vector instructions. This range is sufficient to mitigate ciphertext side-channel attacks in most cryptographic applications. Additionally, CIPHERGUARD offers a flexible interface for integrating support for instructions not yet covered, highlighting its extensibility for future security updates and architectural changes.

**Compiler Compatibility.** CIPHERGUARD is designed to be versatile and independent of specific compiler frameworks. For example, when using GCC, the LLVM-specific syntax can be replaced with GCC IR while keeping the same taint propagation rules. The tainted instructions identified during analysis are targeted for protection within the GCC IR. Additionally, integrating the mitigation process into GCC's register allocation phase is straightforward, reflecting CIPHERGUARD's design for easy adaptation to different compiler pipelines.

## 7 Conclusions

This paper presents CIPHERGUARD, a compiler-aided tool evaluated to efficiently and accurately mitigate ciphertext side channels on real-world cryptography applications, demonstrating high precision, efficiency, and scalability.

## References

- [1] AMD. Technical guidance for mitigating effects of ciphertext visibility under amd sev. [https://www.amd.com/system/files/documents/221404394-a\\_security\\_wp\\_final.pdf](https://www.amd.com/system/files/documents/221404394-a_security_wp_final.pdf), 2022.
- [2] Diego F Aranha, Felipe Rodrigues Novaes, Akira Takahashi, Mehdi Tibouchi, and Yuval Yarom. Ladderleak: Breaking ecDSA with less than one bit of nonce leakage. In *Proceedings of the 2020 ACM SIGSAC Conference on Computer and Communications Security*, pages 225–242, 2020.
- [3] ARM. Arm Confidential Compute Architecture software stack. <https://developer.arm.com/documentation/den0127/latest>, 2021.
- [4] Pietro Borrello, Daniele Cono D'Elia, Leonardo Querzoni, and Cristiano Giuffrida. Constantine: Automatic side-channel resistance using efficient control and data flow linearization. In *Proceedings of the 2021 ACM SIGSAC Conference on Computer and Communications Security*, pages 715–733, 2021.
- [5] Robert Brotzman, Shen Liu, Danfeng Zhang, Gang Tan, and Mahmut Kandemir. Casym: Cache aware symbolic execution for side channel detection and mitigation. In *2019 IEEE Symposium on Security and Privacy (SP)*, pages 505–521. IEEE, 2019.
- [6] Robert Buhren, Shay Gueron, Jan Nordholz, Jean-Pierre Seifert, and Julian Vetter. Fault attacks on encrypted general purpose compute platforms. In *Proceedings of the Seventh ACM Conference on Data and Application Security and Privacy*, pages 197–204, 2017.
- [7] Sen Deng, Mengyuan Li, Yining Tang, Shuai Wang, Shoumeng Yan, and Yinqian Zhang. Cipherh: Automated detection of ciphertext side-channel vulnerabilities in cryptographic implementations. In *32nd USENIX Security Symposium (USENIX Security 23)*, pages 6843–6860, 2023.
- [8] Zhao-Hui Du, Zhiwei Ying, Zhenke Ma, Yufei Mai, Phoebe Wang, Jesse Liu, and Jesse Fang. Secure encrypted virtualization is insecure. *arXiv preprint arXiv:1712.05090*, 2017.
- [9] Felicitas Hetzelt and Robert Buhren. Security analysis of encrypted virtual machines. *ACM SIGPLAN Notices*, 52(7):129–142, 2017.
- [10] Intel. Intel Trust Domain Extensions (Intel TDX). <https://www.intel.com/content/www/us/en/developer/tools/trust-domain-extensions/overview.html>, 2020.
- [11] Intel. Product brief, 3rd gen intel xeon scaleable processor for iot. <https://www.intel.com/content/www/us/en/products/docs/processors/embedded/3rd-gen-xeon-scalable-iot-product-brief.html>, 2021.
- [12] Yeongjin Jang, Sangho Lee, and Taesoo Kim. Breaking kernel address space layout randomization with intel tsx. In *Proceedings of the 2016 ACM SIGSAC Conference on Computer and Communications Security*, pages 380–392, 2016.
- [13] Ke Jiang, Yuyan Bao, Shuai Wang, Zhibo Liu, and Tianwei Zhang. Cache refinement type for side-channel detection of cryptographic software. In *Proceedings of the 2022 ACM SIGSAC Conference on Computer and Communications Security*, pages 1583–1597, 2022.
- [14] Simon Johnson, Raghunandan Makaram, Amy Santoni, and Vinnie Scarlata. Supporting intel sgx on multi-socket platforms. *Intel Corp*, 2021.
- [15] David Kaplan. Protecting vm register state with sev-es. *White paper*, page 13, 2017.
- [16] David Kaplan, Jeremy Powell, and Tom Woller. Amd memory encryption. *White paper*, page 13, 2016.
- [17] David Kaplan, Jeremy Powell, and Tom Woller. Amd sev-snp: Strengthening vm isolation with integrity protection and more. *White paper, Advanced Micro Devices Inc*, 2020.
- [18] Dayeol Lee, Dongha Jung, Ian T Fang, Chia-Che Tsai, and Raluca Ada Popa. An off-chip attack on hardware enclaves via the memory bus. In *29th USENIX Security Symposium (USENIX Security 20)*, 2020.
- [19] Mengyuan Li, Luca Wilke, Jan Wichelmann, Thomas Eisenbarth, Radu Teodorescu, and Yinqian Zhang. A systematic look at ciphertext side channels on amd sev-snp. In *2022 IEEE Symposium on Security and Privacy (SP)*, pages 337–351. IEEE, 2022.
- [20] Mengyuan Li, Yinqian Zhang, and Zhiqiang Lin. Crossline: Breaking "security-by-crash" based memory isolation in amd sev. In *Proceedings of the 2021 ACM SIGSAC Conference on Computer and Communications Security*, pages 2937–2950, 2021.
- [21] Mengyuan Li, Yinqian Zhang, Zhiqiang Lin, and Yan Solihin. Exploiting unprotected i/o operations in amd's secure encrypted virtualization. In *28th USENIX Security Symposium (USENIX Security 19)*, pages 1257–1272, 2019.
- [22] Mengyuan Li, Yinqian Zhang, Huibo Wang, Kang Li, and Yueqiang Cheng. Cipherleaks: Breaking constant-time cryptography on amd sev via the ciphertext side channel. In *USENIX Security Symposium*, pages 717–732, 2021.
- [23] Fangfei Liu, Yuval Yarom, Qian Ge, Gernot Heiser, and Ruby B Lee. Last-level cache side-channel attacks are practical. In *2015 IEEE symposium on security and privacy*, pages 605–622. IEEE, 2015.
- [24] LLVM. DataFlowSanitizer. <https://clang.llvm.org/docs/DataFlowSanitizer.html>, 2020.
- [25] Chi-Keung Luk, Robert Cohn, Robert Muth, Harish Patil, Artur Klauser, Geoff Lowney, Steven Wallace, Vijay Janapa Reddi, and Kim Hazelwood. Pin: building customized program analysis tools with dynamic instrumentation. *Acm sigplan notices*, 40(6):190–200, 2005.
- [26] Mathias Morbitzer, Manuel Huber, and Julian Horsch. Extracting secrets from encrypted virtual machines. In *Proceedings of the Ninth ACM Conference on Data and Application Security and Privacy*, pages 221–230, 2019.
- [27] Mathias Morbitzer, Manuel Huber, Julian Horsch, and Sascha Wessel. Severed: Subverting amd's virtual machine encryption. In *Proceedings of the 11th European Workshop on Systems Security*, pages 1–6, 2018.
- [28] Dag Arne Osvik, Adi Shamir, and Eran Tromer. Cache attacks and countermeasures: the case of aes. In *Cryptographers' track at the RSA conference*, pages 1–20. Springer, 2006.
- [29] Colin Percival. Cache missing for fun and profit, 2005.
- [30] Keegan Ryan. Return of the hidden number problem. *IACR Transactions on Cryptographic Hardware and Embedded Systems*, pages 146–168, 2019.

- [31] Sebastiano Vigna. Further scramblings of marsaglia’s xorshift generators. *Journal of Computational and Applied Mathematics*, 315:175–181, 2017.
- [32] Shuai Wang, Yuyan Bao, Xiao Liu, Pei Wang, Danfeng Zhang, and Dinghao Wu. Identifying cache-based side channels through secret-augmented abstract interpretation. In *28th USENIX security symposium (USENIX security 19)*, pages 657–674, 2019.
- [33] Shuai Wang, Pei Wang, Xiao Liu, Danfeng Zhang, and Dinghao Wu. Cached: Identifying cache-based timing channels in production software. In *26th USENIX security symposium (USENIX security 17)*, pages 235–252, 2017.
- [34] Samuel Weiser, Andreas Zankl, Raphael Spreitzer, Katja Miller, Stefan Mangard, and Georg Sigl. Data-differential address trace analysis: Finding address-based side-channels in binaries. In *27th USENIX Security Symposium (USENIX Security 18)*, pages 603–620, 2018.
- [35] Jan Wichelmann, Anna Pättschke, Luca Wilke, and Thomas Eisenbarth. Cipherfix: Mitigating ciphertext side-channel attacks in software. In *32nd USENIX Security Symposium (USENIX Security 23)*, pages 6789–6806, 2023.
- [36] Jan Wichelmann, Anja Rabich, Anna Pättschke, and Thomas Eisenbarth. Obelix: Mitigating side-channels through dynamic obfuscation. In *2024 IEEE Symposium on Security and Privacy (SP)*, pages 189–189. IEEE Computer Society, 2024.
- [37] Luca Wilke, Jan Wichelmann, Mathias Morbitzer, and Thomas Eisenbarth. Sevurity: No security without integrity: Breaking integrity-free memory encryption with minimal assumptions. In *2020 IEEE Symposium on Security and Privacy (SP)*, pages 1483–1496. IEEE, 2020.
- [38] Luca Wilke, Jan Wichelmann, Anja Rabich, and Thomas Eisenbarth. Sev-step: A single-stepping framework for amd-sev. *arXiv preprint arXiv:2307.14757*, 2023.
- [39] Yuval Yarom and Naomi Benger. Recovering openssl ecDSA nonces using the flush+ reload cache side-channel attack. *IACR Cryptol. ePrint Arch.*, 2014:140, 2014.
- [40] Yuval Yarom and Katrina Falkner. Flush+ reload: A high resolution, low noise, l3 cache side-channel attack. In *23rd USENIX Security Symposium (USENIX Security 14)*, pages 719–732, 2014.
- [41] Yinqian Zhang, Ari Juels, Michael K Reiter, and Thomas Ristenpart. Cross-vm side channels and their use to extract private keys. In *Proceedings of the 2012 ACM conference on Computer and communications security*, pages 305–316, 2012.