

UXAGENT: An LLM Agent-Based Usability Testing Framework for Web Design

YUXUAN LU, Northeastern University, USA and Amazon, USA

BINGSHENG YAO, Northeastern University, USA

HANSU GU, Amazon, USA

JING HUANG, Amazon, USA

JESSIE WANG, Amazon, USA

LAURENCE LI, Amazon, USA

JIRI GESI, Amazon, USA

QI HE, Amazon, USA

TOBY JIA-JUN LI, University of Notre Dame, USA

DAKUO WANG, Northeastern University, USA and Amazon, USA

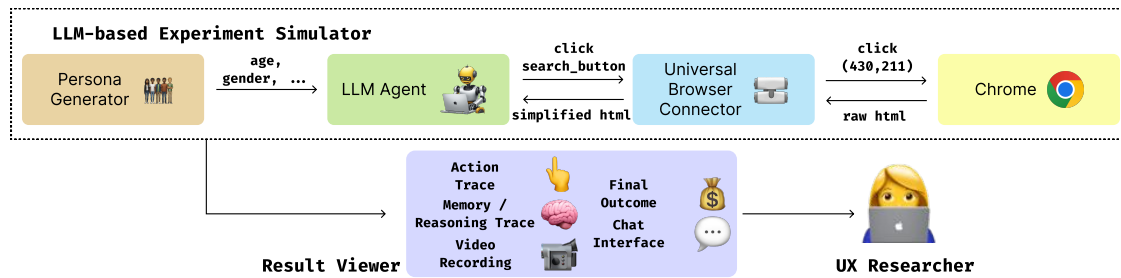


Fig. 1. UXAgent System Design. An UX researcher can use the persona generator to generate thousands of user personas and feed them into the LLM Agent. The LLM Agent interacts with the target web design through a Universal Browser Connector. Collected multimodal data are presented to the UX Researcher through a Result Viewer.

Usability testing is a fundamental yet challenging (e.g., inflexible to iterate the study design flaws and hard to recruit study participants) research method for user experience (UX) researchers to evaluate a web design. Recent advances in Large Language Model-simulated Agent (LLM-Agent) research inspired us to design UXAGENT to support UX researchers in evaluating and reiterating their usability testing study design before they conduct the real human subject study. Our system features an LLM-Agent module and a universal browser connector module so that UX researchers can automatically generate thousands of simulated users to test the target website. The results are shown in qualitative (e.g., interviewing how an agent thinks), quantitative (e.g., # of actions), and video recording formats for UX researchers to analyze. Through a heuristic user evaluation with five UX researchers, participants praised the innovation of our system but also expressed concerns about the future of LLM Agent-assisted UX study.

CCS Concepts: • **Human-centered computing** → **Empirical studies in HCI**; *Interactive systems and tools*.

Authors' Contact Information: Yuxuan Lu, Northeastern University, Boston, Massachusetts, USA, lu.yuxuan@northeastern.edu and Amazon, Palo Alto, California, USA, yuxuanlu@amazon.com; Bingsheng Yao, Northeastern University, Boston, Massachusetts, USA, b.yao@northeastern.edu; Hansu Gu, Amazon, Seattle, Washington, USA; Jing Huang, Amazon, Palo Alto, California, USA; Jessie Wang, Amazon, Seattle, Washington, USA; Laurence Li, Amazon, Palo Alto, California, USA; Jiri Gesi, Amazon, Palo Alto, California, USA; Qi He, Amazon, Palo Alto, California, USA; Toby Jia-Jun Li, University of Notre Dame, Department of Computer Science and Engineering, Notre Dame, Indiana, USA; Dakuo Wang, Northeastern University, Boston, Massachusetts, USA and Amazon, Palo Alto, California, USA.

2018. Manuscript submitted to ACM

Manuscript submitted to ACM

1

Additional Key Words and Phrases: Usability Testing, User Simulation, Large Language Models, Simulated Agents

1 Introduction

Usability testing is a fundamental research method for evaluating the user experience (UX) of a new feature or a new web page design[29]. Typically, the UX researcher (or a UI/UX designer, researcher, product manager, etc.) leads the design and execution of a usability testing study: they start with an already designed new feature, and they need to come up with an experiment design (e.g. A/B testing and the user tasks), recruit participants, execute the study, and collect and analyze the data. However, the current process of usability testing often faces challenges, especially in the experiment design stage and the participant recruitment stage [8, 11, 13, 20]. In the experiment design stage, it is hard for UX researchers to **evaluate and gather early feedback on their experiment design**. After days (or weeks) of experiment, an illy-designed experiment design can not yield useful to support the feature design iteration [29]. Another common challenge is that UX researchers often find it **difficult to recruit enough qualified human participants**, especially when the target users are from specific user groups. We all acknowledge that an illy-designed experiment is irresponsible to human participants, as it ultimately wastes their valuable time. But how can we help UX researchers to gather early feedback of their study design so that they can iterate it to be more responsible for the human participants?

With the advancement of Artificial Intelligence (AI) and Large-Language Models (LLMs), some researchers have prompted LLM to act as an autonomous agent (i.e., **LLM Agent**) that can perceive the environment and generate human-like actions to interact with the environment [33]. LLM0agents have been successfully used in various scenarios, e.g. simulating a group of 25 agents living in a village [21], simulating participants in a social science study [10, 14, 22, 26], acting as patients and clinicians in a hospital [16], and acting as employees of a software developing company [24]. The most notable effort is that Park et al. [21] illustrated a simulated town with 25 LLM Agents, who can interact with each other and with the surrounding environment; this work argues that LLM Agents can generate “believable” human-like behaviors and reasonings, where “believable” implies that the agents “appear to make decisions and act on their own volition” like a real human[21]. WebAgent [9] and Claude’s *Computer-Use* API are two recent examples where researchers allowed the model to interact with external environments to complete tasks such as information retrieval and question answering. However, although these works enable LLMs to interact with external environments such as a web design, they do not focus on the simulation of the diverse human user behaviors in interacting with the different conditions of a web design. As a result, these LLM-agents are optimized to make the final purchase using the straightforward path with the least action steps, while human users often have a twisted shopping path with lots of seemingly wasted action steps along the way.

Furthermore the usability testing guideline poses following design requirements for our system: 1) the system should be able to interact with any web environments with minimal or no customization (**easy-to-use and generalization**), 2) the system should be able to produce **both quantitative and qualitative usability data** (e.g., interviews, questionnaires, or even video recordings) so that the researcher can use their familiar analysis methods, and 3) the system should balance **group representativeness and individual uniqueness** (e.g., the female LLM agent group and a single agent named Mary Jane, 35-year female, lives in Boston, etc.).

Based on these, we propose UXAGENT, a system that can generate LLM Agents as usability testing participants at scale and run simulated interaction with a given web environment to collect user behavioral data¹. The UX researcher

¹Our code as available at <https://github.com/neuhai/UXAgent>

can define a demographic distribution for the LLM agents and use the system to generate and run large-scale simulations of user behaviors. The system includes a universal browser connector, allowing LLM agents to seamlessly parse and interpret web pages while automatically executing arbitrary actions on the webpage without the need for manually predefined action spaces. The system provides video recordings and a chat interface allows the UX researchers to view the LLM agents' interactions with the web and conduct qualitative interviews in natural language conversation with the LLM Agent, empowering the user to collect qualitative data. Our position is that: **LLM Agents are not to replace human participants, rather to be more responsible to the human participants – LLM agents can work together with UX researchers (human-AI collaboration) in a simulated pilot session to provide the desired early and immediate feedback for UX researchers to further iterate the design of the study.**

We further conducted a user study with 5 UX researchers and asked them to examine the UXAGENT-generated data (video recording, action trace, memory log, and the final outcome) of how 60 LLM Agents interact with a shopping website. The interview results suggested that our UX researcher participants still felt that the generated human behavior data are “not like real humans” because they are “very detailed” and “real human [users] won't think like that”, but they still find the data generated from our system “very helpful”, which can indeed help them iterate their experiment design. We conclude our paper with discussions of how LLM agents may alternate the future of UX research.

2 Related Work

2.1 Challenges in Usability Testing

Usability testing is a core component of UX research, used to evaluate how easily users can interact with a product to achieve their goals [1, 2, 15, 29]. It involves observing real users as they navigate through tasks and providing valuable feedback on design effectiveness [1]. This method helps refine products by identifying usability issues, measuring user satisfaction, and improving overall user experience. The key benefits of usability testing include validating design choices, avoiding internal biases, and ensuring the product meets user expectations.

However, conducting usability testing on web designs has been facing multiple challenges in the experiment design stage and the participant recruitment stage [8, 11, 13, 20]. To mitigate these challenges, researchers have begun to explore using agents to simulate usability testing [25]. Prior works in agent-based modeling tools mainly focused on pre-defined environments, like GUI [6] and games [7, 30]. Nevertheless, the potential for employing agents in web design usability testing remains underexplored, largely due to the constraints of traditional web automation technologies.

2.2 LLM Agent and LLM Web Agent

In the field of HCI, recent studies have demonstrated that LLMs have the capability to simulate human-like behaviors, making research on personalized agent behavior feasible. Unlike task-oriented agents, which are typically focused on completing specific tasks, these agents are designed with diverse personas that reflect not only their roles and expertise but also their preferences and habits. For example, Park et al. [21] developed a simulated town with 25 LLM Agents, each with a unique persona, and exhibited believable human behaviors through their interactions. Similarly, Chen et al. [3] introduced a privacy sandbox where users can modify an agent's persona, allowing it to generate search histories and profiles based on personal traits. These innovations guide our work, as we aim to simulate user behavior in web environments by incorporating diverse agent personas for usability testing.

LLM Agents in web environments like WebGPT [19] and LASER [18] have also demonstrated that LLM Agents can perform more complex tasks within web environments, such as searching, browsing and shopping [35]. With these

advancements, LLM agents present a promising solution for simulating human subjects in usability testing. To this end, we propose UXAGENT, an LLM-agent-based system for automating usability testing in web environments.

3 UXAGENT: LLM-Based Agent System for Usability Testing

The architecture of the UXAGENT system is depicted in Figure 1. The system comprises several key components: The **Persona Generator Module** generates a diverse set of large-scale personas, which are provided as input to the **LLM Agent**. The **LLM Agent** interacts with a Chrome browser through the **Universal Browser Connector Module**. This connector parses the raw HTML extracted from Chrome and simplifies it for the agent. The agent outputs actions, such as `click on search_button`, which the Universal Browser Connector translates into raw actions like clicking on a specific coordinate. HTML, agent actions, and agents’ memory traces, are collected for further analysis. The **Chat Interface**, which can be loaded with an agent’s memory trace, is used to provide more qualitative feedback on the web design.

3.1 Persona Generator Module Design

To support large-scale simulation of diverse user backgrounds, our system enables the generation of diverse agent personas. The user can specify a distribution of agent demographics and an example persona; the persona generator module will automatically generate the desired number of personas with random demographic information matching the specified distribution. To ensure diversity in generated personas, each time we prompt the LLM to generate personas, it uses a randomly selected persona as an example. A hand-crafted persona is used as the initial seed. The prompt used in our system is detailed in Section B.1.

3.2 LLM Agent Designed for Web Environment Interactions

We designed the LLM Agent with a **Memory Stream** that features a two-loop structure, each consisting of several **Modules**. The **Fast Loop** enables real-time interaction with the web environment, while the **Slow Loop** facilitates in-depth reasoning. Each loop contains modules, which take inputs such as the agent persona, memories retrieved from the memory stream and observations of the environment and produce outputs such as memories and actions. Figure 6 illustrates the agent’s structure.

The **Fast Loop** is a fast and responsive loop in which the agent quickly operates the web environment without much in-depth thinking and has a relatively low latency between actions. It consists of the following modules: 1) Perception Module: The agent makes an observation of the web environment and produces a stream of observation memories in natural language. 2) Planning Module: The agent plans the next step based on the current state of the web environment and the recent memories. 3) Action Module: The agent takes the action on the web environment based on the plan.

The **Slow Loop** of our agent is designed to provide high-level insights and strategic guidance to the Fast Loop, ensuring that the agent remains aligned with its intent and persona. It consists of the following modules: 1) Wonder Module: The agent generates random thoughts based on the current situation, mimicking a human’s “mind drifting” phenomenon. 2) Reflect Module: The agent reflects on recent memories and generates high-level insights and reasoning that will be used to guide their future actions.

The **Memory Stream** is used to store and retrieve the agent’s memories, including its observations, actions, reflections, and thoughts. Each memory piece consists of a sentence or paragraph in natural language combined with a timestamp. The Memory Stream also serves as a bridge between the Fast and Slow loops. Following prior work [21], we design our memory retrieval module to focus on importance, relevance, and recency. Each memory is scored based on

these factors, with weights tailored to prioritize recency in the Fast Loop for quick responses and relevance in the Slow Loop for deeper reasoning, aligning with human cognitive patterns.

3.3 Universal Browser Connector Module Design

To seek the balance between the complexity of the observation space and the flexibility of the action space, to allow our LLM agent to operate web browsers automatically, we implement a Universal Browser Connector that **uses manually crafted policies to parse the raw HTML to a simplified version of HTML as the model’s observation space and use auto-generated action space that can be easily generalized to different websites**. The simplified HTML is a tree structure that contains the visible information of the web page, such as the title, the product list, the product detail, and the shopping cart, while trimming all unnecessary information, such as the CSS and JavaScript code. Action space is a set of task-agnostic actions generated by the parser that the agent can take, such as “click”, “type” and “back”, that can be easily generalized to different websites. The agent can take actions in the action space to interact with the web environment and observe the web environment by receiving the simplified HTML structure. The definition of the action space, observation space, and the HTML parser can be found in Appendix A.

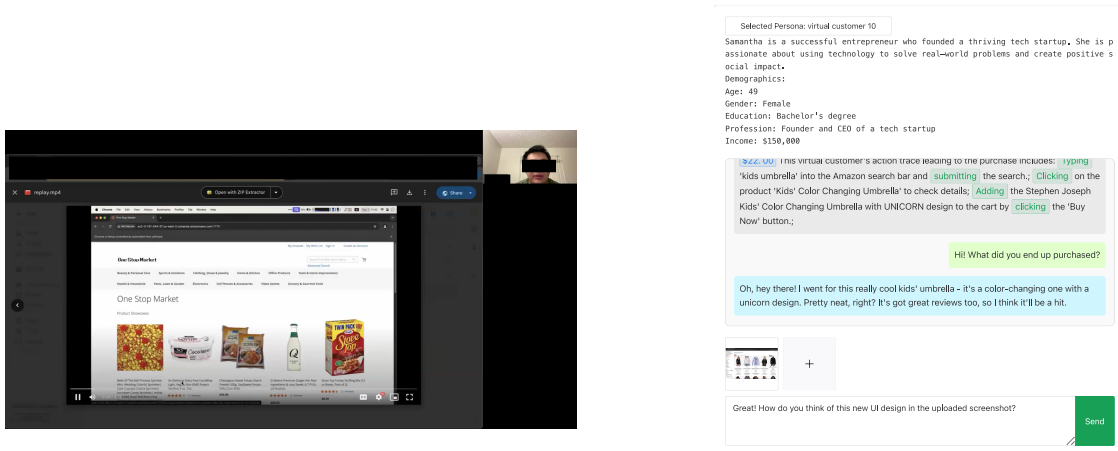
3.4 Chat Interface

After the simulation session, the simulated action traces and memory traces will be loaded into the Chat Interface, allowing the UX Researcher to interview the agent and collect qualitative feedback. Users can first select a persona from the persona selection page and the memory of the persona will be loaded to the chat interface. Then, in the chat page shown in Figure 2b, the user can talk and interview the agent to collect qualitative feedback. We also allow uploading images during the chat, allowing the user to quickly get feedback on a new feature prototype, even before it is being implemented.

3.5 Simulation Environment and Task for LLM Agent

To validate the effectiveness of UXAGENT, we deployed the LLM agents on two online shopping platforms: WebArena [36] and Google Flights². WebArena, a publically available open-source benchmark environment widely used by various works [31, 34], is used as the target system in our study. Google Flights, a commercial platform for flight booking, is also used to demonstrate the adaptivity of our system. As shopping task represents a common, highly personal activity that humans engage in daily and allows the agent to exhibit diverse behaviors, we selected the shopping task (“buy a jacket” on WebArena) as the agents’ initial intent in our study. From the initial intent, our system is able to generate simulation results, including the agents’ memory and action traces, video recording, and final outcome (such as item purchased or session quit).

In our study, we used the Persona Generator Module to generate 60 agent personas, following a uniform distribution across gender groups (male, female, and non-binary) and across different income groups (0-30k, 30k-58k, 58k-94k, 94k-153k, and 153k-) and ran one simulation session with each of these 60 agent personas using UXAGENT on WebArena. We provided the simulation result for the UX researcher participants to analyze as if they were running these user study sessions.



(a) A participant in our user study is watching a video recording replaying an LLM Agent's onling shopping action trace.

(b) Chat UI. The UX researcher can select a LLM agent to ask why it had certain behaviors.

Fig. 2. User study session and an interactive chat interface with LLM agent

4 User Study

4.1 Participant Recruitment and Participant Task

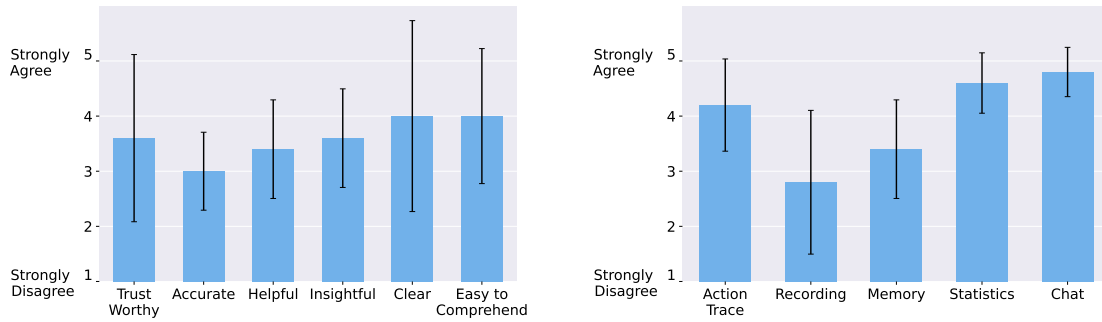
We recruited five UX researchers as participants, each with self-reported UX experience ranging from 1 to 6 years ($M = 3$, $SD = 1.87$). Most participants rated themselves as “very familiar” with usability analysis on a 5-point scale ($M = 4.2$, $SD = 0.83$). All participants had prior experience interacting with Large Language Models (e.g., ChatGPT, Claude). The study was conducted remotely, with participants using their computers to access the simulated agent and communicating with the moderator via Zoom. The study received approval from the first author's Institutional Review Board (IRB).

Before the study, the moderator used UXAGENT to generate various personas and asked each agent to finish a simulation session of usability testing on the shopping task. The moderator then randomly sampled 60 simulation sessions from the 1,000 simulations. Examples of the generated data are shown in Appendix C.

In our study, participants are instructed to first finish a pre-study survey and then receive a brief introduction to the study tasks. In the 40 minute study, participants were tasked with conducting a user study to measure customer shopping behavior on a website. Specifically, they were required to analyze simulation data generated by UXAGENT in this context, with the goal of improving the design of a subsequent user study. Participants were instructed to freely navigate through various types of data while thinking aloud. Participants are then invited to interact with a chatbot, pre-loaded with a simulated participant's memory, to “interview” the simulated participant. They were provided with three different types of data generated by UXAGENT, including 1) agent's action trace, 2) memory trace, and 3) final outcome. Any questions regarding the tasks or the data from the participants were addressed before proceeding.

After completing the data analysis, participants filled out a Likert scale survey to assess the system's efficiency, trustworthiness, satisfaction, and helpfulness, following methodologies from prior work on LLM-generated data [12]. We then conducted a semi-structured post-study interview, asking participants to share their perceptions of the different

²<https://www.google.com/travel/flights>



(a) Participant's Perception towards the Usage of LLM-simulated Agents in User Study

(b) Participant's Perception towards the Different Forms of Data Generated by LLM-simulated Agents

Fig. 3. Participant's perception towards using LLM-simulated agents in User Study

data types and how the simulated results could inform the design of future user studies. We also gathered suggestions for system improvements. A screenshot of our user study can be found in Figure 2a. Each session lasted approximately 40 minutes, was video-recorded, and the transcriptions were analyzed using an inductive process [32].

4.2 Study Findings

4.2.1 How Did UX Researchers Use Our UXAGENT System? Participants followed four categories of analysis paradigm when performing data analysis with LLM-simulated agents: gaining trust in the data, 2) making sense of the data, 3) generating hypotheses and detailed observations, and 4) drawing conclusions.

Gaining trust of data. When participants had access to all types of data generated by LLM-simulated agents, their predominant response was to examine each data type to ensure its trustworthiness. Most participants only proceeded with deeper analysis after confirming the data's trustworthiness. However, some participants began to analyze the data early on without fully verifying their trustworthiness and encountered challenges at later stages.

Making sense of data. Once trust was established, they moved on to the sense-making phase, where they tried to interpret the data and understand the relationships between different variables. For example, participants calculated the average price and number of actions among different groups in a google sheet. P4 was misled by the persona names presented to them and was trying to analyze the different shopping behaviors of LLM agents with different names that are randomly generated: "Most of the Jakes? There's only one Jake here that didn't buy it, but most Jakes here bought it." This suggests a better understanding of how the data is generated is necessary for future adoption of such data.

Making hypotheses and detailed observations. Participants then made hypotheses on the experiment result and made detailed observations to verify their hypothesis. Most participants noticed agents of non-binary genders have a lower purchase rate than male and female agents. P4 hypothesized that maybe this is due to product availability, as there aren't many unisex products. They then checked the raw action log and noticed that a non-binary user searched for a 'unisex jacket,' clicked into a 'women's jacket,' and ended up purchasing nothing, which proved their hypothesis.

Drawing Conclusions. Participants then discussed what they found during the analysis of the simulated result. They organized the findings in a document and discussed how they were going to revise and iterate their study design after the simulation. P4 suggested that they will move quickly, iterate the study design, and re-run the simulation study to test the new design: "Since it's really quick and easy, I think it could encourage people to do a lot more iterative design."

4.2.2 Participants' Perceptions and Concerns of UXAGENT.

Participant have mixed feelings of simulated data from UXAGENT. Figure 3 shows participants' perceived usage of LLM-simulated agents generated human behavior data. Notably, although the generated data may not seem very realistic ($M=3$, $SD=0.7$), participants still found the data presented by UXAGENT to be very helpful ($M=3.4$, $SD=0.89$). This perceived helpfulness was also seen as an expansion of the pilot user study design, with P1 mentioning:

It's very hard to find pilot study of 60 participants or even just five or ten. So I think in this way I can conduct my pilot study with the large language model agent. – (P1)

Participants believed that the simulation results were insightful ($M=3.6$, $SD=0.89$) and trustworthy ($M=3.6$, $SD=1.51$), sparking an interest in further investigation—an uncommon occurrence in smaller-scale pilot studies. Furthermore, the large-scale data allows them to see things from others' perspectives. Participants especially liked the ability to talk with the agent ($M=4.8$, $SD=0.44$) and collect information that you may never be able to get from real human participants, as P4 mentioned: *"I think it could help me to kind of brainstorm."* The final outcome and statistics ($M=4.6$, $SD=0.54$) and the agents' action trace ($M=4.2$, $SD=0.84$) were also rated as helpful by the participants.

Participants mentioned that the raw memory traces are hard to read and analyze. P2 mentioned that *"If you can present the thoughts in a better way, like not just right now for each agent, probably like a highlight or summary."* We believe this is due to the noisy nature of all unprocessed raw data, and we further discuss the possible use of this data in Section 5.1. Participants gained trust in the generated data from watching the generated video recording of the browser operated by the LLM agent, they found analyzing it hard and time-consuming.

Concerns about model bias and data bias. Participants are concerned about the potential biases introduced by the data generated by LLM-simulated agents. In our study, we identified two types of bias that are key concerns for participants when it comes to LLMs. 1) **Data Representation Bias** is where the decisions made by the agents may be influenced by biases present in the real-world data it was trained on, as stated by P2: *"because we do feel like the LLM has sort of stereotyping that. My feeling female will buy more male will buy less things"*. 2) **Algorithmic Decision Bias**, which is introduced in the pre-training and fine-tuning stage of the LLM could distract the study design, as P1 commented, *"it could be bias or it could disturb my this study design"*(P1).

Perceived unrealistic human behavior. Participants have varied opinions about whether certain types of the LLM's simulated data are realistic. Human users quickly skim and disregard unimportant webpage elements like ads or irrelevant results. Our agent mirrors this behavior by assigning varying 'importance' to each memory in its memory stream. However, as the importance is not shown to our participants, participants reported that the memory stream is "of too much detail" and "not realistic". Despite the fact that the presented memory stream may not be a fully mimic of real human behavior, participants still showed their love in having these data, as these are still something they can not collect from experiments with real human participants and can provide additional insights.

5 Discussion

5.1 Design Considerations for LLM Agent Systems in User Study

The shift towards using LLM to assist UX research has demonstrated immense potential. Our work UXAGENT demonstrated that LLM agents can support user studies with quick design iterations through user behavior simulation, reducing costs and improving the quality of study design [5]. Our participants suggested that the **future systems should automatically generate high-level insight summaries** as the generated LLM agent raw memory are hard

to analysis. Thus, future systems should explore how to automatically utilize the current data to generate high-level insights and summaries for users.

5.2 Resolving Risk and Privacy Concerns

While LLM-assisted UX study systems offer substantial benefits for user studies, they also introduce significant risks and concerns, particularly around privacy and ethical use [17, 28]. A notable concern about sensitive data might arise in applying LLM-based agents in user studies in fields such as healthcare [23]. Our participants viewed data from LLM-simulated agents as supplementary rather than definitive, consistent with prior findings that LLMs cannot fully replace human subjects in psychological experiments [4]. This preference reflects their ability to detect biases, limiting acceptance of LLMs as accurate representations of outcomes [27].

Another critical issue is the risk of researchers misusing AI-generated data [23]. Some may be tempted to use this simulated data as a substitute for actual human participant data, potentially bypassing real user studies altogether. This could lead to flawed conclusions, as the AI-generated data, while useful for simulations, cannot fully replicate the complexity of real human behavior. We believe that addressing these risks requires establishing rigorous ethical guidelines, robust privacy safeguards, and a clear understanding of the limitations of LLM-generated data to ensure responsible and effective integration of LLM in UX research.

6 Conclusion

In this work, we designed UXAGENT, a system to enable researchers to conduct simulated user studies, thereby facilitating iterative refinement of their study designs. The results of our evaluation study suggest UXAGENT can support UX researchers in designing and refining their user studies to improve UX study quality and reduce risk for the real human subjects. Our study is the first step towards a promising future of designing LLM agent to collaborate with UX researchers to achieve “human-AI collaboration” in the field of UX research.

References

- [1] Carol M Barnum. 2020. **Usability Testing Essentials: Ready, Set... Test!** Morgan Kaufmann.
- [2] J.M. Christian Bastien. 2010. Usability Testing: A Review of Some Methodological and Technical Aspects of the Method. **International Journal of Medical Informatics** 79, 4 (April 2010), e18–e23. <https://doi.org/10.1016/j.ijmedinf.2008.12.004>
- [3] Chaoran Chen, Weijun Li, Wenxin Song, Yanfang Ye, Yaxing Yao, and Toby Jia-Jun Li. 2024. An Empathy-Based Sandbox Approach to Bridge the Privacy Gap among Attitudes, Goals, Knowledge, and Behaviors. In **Proceedings of the CHI Conference on Human Factors in Computing Systems (CHI '24)**. Association for Computing Machinery, New York, NY, USA, 1–28. <https://doi.org/10.1145/3613904.3642363>
- [4] Ziyang Cui, Ning Li, and Huaikang Zhou. 2024. Can AI Replace Human Subjects? A Large-Scale Replication of Psychological Experiments with LLMs. **arXiv preprint arXiv:2409.00128** (2024).
- [5] Heidi Decker-Maurer. 2012. Method Madness: A Usability Testing Pilot Research Case Study. **Commun. Des. Q. Rev** 13, 1 (March 2012), 14–18. <https://doi.org/10.1145/2424837.2424839>
- [6] Juha Eskonen, Julien Kahles, and Joel Reijonen. 2020. Automating GUI Testing with Image-Based Deep Reinforcement Learning. In **2020 IEEE International Conference on Autonomic Computing and Self-Organizing Systems (ACSOS)**. 160–167. <https://doi.org/10.1109/ACSOS49614.2020.00038>
- [7] Pedro M. Fernandes, Manuel Lopes, and Rui Prada. 2021. Agents for Automated User Experience Testing. In **2021 IEEE International Conference on Software Testing, Verification and Validation Workshops (ICSTW)**. 247–253. <https://doi.org/10.1109/ICSTW52544.2021.00049>
- [8] Asbjørn Følstad, Effie Law, and Kasper Hornbæk. 2012. Analysis in Practical Usability Evaluation: A Survey Study. In **Proceedings of the SIGCHI Conference on Human Factors in Computing Systems (CHI '12)**. Association for Computing Machinery, New York, NY, USA, 2127–2136. <https://doi.org/10.1145/2207676.2208365>
- [9] Izzeddin Gur, Hiroki Furuta, Austin V. Huang, Mustafa Safdari, Yutaka Matsuo, Douglas Eck, and Aleksandra Faust. 2023. A Real-World WebAgent with Planning, Long Context Understanding, and Program Synthesis. In **The Twelfth International Conference on Learning Representations**. <https://openreview.net/forum?id=9JQtrumvg8>

- [10] Onder Gurcan. 2024. LLM-Augmented Agent-Based Modelling for Social Simulations: Challenges and Opportunities. <https://doi.org/10.48550/arXiv.2405.06700> arXiv:2405.06700 [physics]
- [11] Morten Hertzum and Niels Ebbe Jacobsen. 2003. The Evaluator Effect: A Chilling Fact About Usability Evaluation Methods. **International Journal of Human-Computer Interaction** (Feb. 2003). https://doi.org/10.1207/S15327590IJHC1501_14
- [12] Emily Kuang, Ehsan Jahangirzadeh Soure, Mingming Fan, Jian Zhao, and Kristen Shinohara. 2023. Collaboration with Conversational AI Assistants for UX Evaluation: Questions and How to Ask Them (Voice vs. Text). In **Proceedings of the 2023 CHI Conference on Human Factors in Computing Systems (CHI '23)**. Association for Computing Machinery, New York, NY, USA, 1–15. <https://doi.org/10.1145/3544548.3581247>
- [13] Emily Kuang, Xiaofu Jin, and Mingming Fan. 2022. “Merging Results Is No Easy Task”: An International Survey Study of Collaborative Data Analysis Practices Among UX Practitioners. In **Proceedings of the 2022 CHI Conference on Human Factors in Computing Systems (CHI '22)**. Association for Computing Machinery, New York, NY, USA, 1–16. <https://doi.org/10.1145/3491102.3517647>
- [14] Kyuwon Lee, Simone Paci, Jeongmin Park, Hye Young You, and Sylvan Zheng. [n. d.]. Applications of GPT in Political Science Research. ([n. d.]).
- [15] James R Lewis. 2012. Usability Testing. **Handbook of human factors and ergonomics** (2012), 1267–1312. <https://doi.org/10.1002/9781118131350.ch46>
- [16] Junkai Li, Siyu Wang, Meng Zhang, Weitao Li, Yunhwei Lai, Xinhui Kang, Weizhi Ma, and Yang Liu. 2024. Agent Hospital: A Simulacrum of Hospital with Evolvable Medical Agents. <https://doi.org/10.48550/arXiv.2405.02957> arXiv:2405.02957 [cs]
- [17] Tianshi Li, Sauvik Das, Hao-Ping Lee, Dakuo Wang, Bingsheng Yao, and Zhiping Zhang. 2024. Human-Centered Privacy Research in the Age of Large Language Models. <https://doi.org/10.48550/arXiv.2402.01994> arXiv:2402.01994 [cs]
- [18] Kaixin Ma, Hongming Zhang, Hongwei Wang, Xiaoman Pan, Wenhao Yu, and Dong Yu. 2024. LASER: LLM Agent with State-Space Exploration for Web Navigation. <https://doi.org/10.48550/arXiv.2309.08172> arXiv:2309.08172 [cs]
- [19] Reiichiro Nakano, Jacob Hilton, Suchir Balaji, Jeff Wu, Long Ouyang, Christina Kim, Christopher Hesse, Shantanu Jain, Vineet Kosaraju, William Saunders, Xu Jiang, Karl Cobbe, Tyna Eloundou, Gretchen Krueger, Kevin Button, Matthew Knight, Benjamin Chess, and John Schulman. 2022. WebGPT: Browser-assisted Question-Answering with Human Feedback. <https://doi.org/10.48550/arXiv.2112.09332> arXiv:2112.09332 [cs]
- [20] Mie Norgaard and Kasper Hornbæk. 2006. What Do Usability Evaluators Do in Practice? An Explorative Study of Think-Aloud Testing. In **Proceedings of the 6th Conference on Designing Interactive Systems (DIS '06)**. Association for Computing Machinery, New York, NY, USA, 209–218. <https://doi.org/10.1145/1142405.1142439>
- [21] Joon Sung Park, Joseph O'Brien, Carrie Jun Cai, Meredith Ringel Morris, Percy Liang, and Michael S. Bernstein. 2023. Generative Agents: Interactive Simulacra of Human Behavior. In **Proceedings of the 36th Annual ACM Symposium on User Interface Software and Technology (UIST '23)**. Association for Computing Machinery, New York, NY, USA, 1–22. <https://doi.org/10.1145/3586183.3606763>
- [22] Joon Sung Park, Carolyn Q. Zou, Aaron Shaw, Benjamin Mako Hill, Carrie Cai, Meredith Ringel Morris, Robb Willer, Percy Liang, and Michael S. Bernstein. 2024. Generative Agent Simulations of 1,000 People. arXiv:2411.10109 <http://arxiv.org/abs/2411.10109>
- [23] Charith Peris, Christophe Dupuy, Jimit Majmudar, Rahil Parikh, Sami Smaili, Richard Zemel, and Rahul Gupta. 2023. Privacy in the Time of Language Models. In **Proceedings of the Sixteenth ACM International Conference on Web Search and Data Mining (WSDM '23)**. Association for Computing Machinery, New York, NY, USA, 1291–1292. <https://doi.org/10.1145/3539597.3575792>
- [24] Chen Qian, Wei Liu, Hongzhang Liu, Nuo Chen, Yufan Dang, Jiahao Li, Cheng Yang, Weize Chen, Yusheng Su, Xin Cong, Juyuan Xu, Dahai Li, Zhiyuan Liu, and Maosong Sun. 2024. ChatDev: Communicative Agents for Software Development. <https://doi.org/10.48550/arXiv.2307.07924> arXiv:2307.07924 [cs]
- [25] Yuqing Ren and Robert E Kraut. 2014. Agent based modeling to inform the design of multiuser systems. In **Ways of Knowing in HCI**. Springer, 395–419.
- [26] Samuel Schmidgall, Rojin Ziaei, Carl Harris, Eduardo Reis, Jeffrey Jopling, and Michael Moor. 2024. AgentClinic: A Multimodal Agent Benchmark to Evaluate AI in Simulated Clinical Environments. arXiv:2405.07960 [cs] <http://arxiv.org/abs/2405.07960>
- [27] Albrecht Schmidt, Passant Elagrouty, Fiona Draxler, Frauke Kreuter, and Robin Welsch. 2024. Simulating the Human in HCD with ChatGPT: Redesigning Interaction Design with AI. **interactions** 31, 1 (Jan. 2024), 24–31. <https://doi.org/10.1145/3637436>
- [28] Yijia Shao, Tianshi Li, Weiyan Shi, Yan Chen Liu, and Diyi Yang. 2024. PrivacyLens: Evaluating Privacy Norm Awareness of Language Models in Action. <https://doi.org/10.48550/arXiv.2409.00138> arXiv:2409.00138 [cs]
- [29] Debora Shaw. 1996. Handbook of Usability Testing: How to Plan, Design, and Conduct Effective Tests. **Journal of the American Society for Information Science** 47, 3 (March 1996), 258–259. [https://doi.org/10.1002/\(SICI\)1097-4571\(199603\)47:3<258::AID-ASI18>3.0.CO;2-#](https://doi.org/10.1002/(SICI)1097-4571(199603)47:3<258::AID-ASI18>3.0.CO;2-#)
- [30] Samantha A. Stahke, Atiya Nova, and Pejman Mirza-Babaei. 2019. Artificial Playfulness: A Tool for Automated Agent-Based Playtesting. In **Extended Abstracts of the 2019 CHI Conference on Human Factors in Computing Systems (CHI EA '19)**. Association for Computing Machinery, New York, NY, USA, 1–6. <https://doi.org/10.1145/3290607.3313039>
- [31] Hongjin Su, Ruoxi Sun, Jinsung Yoon, Pengcheng Yin, Tao Yu, and Sercan O. Arik. 2024. Learn-by-Interact: A Data-Centric Framework For Self-Adaptive Agents in Realistic Environments. In **The Thirteenth International Conference on Learning Representations**. <https://openreview.net/forum?id=3UKOzGWCYY>
- [32] David R. Thomas. 2006. A General Inductive Approach for Analyzing Qualitative Evaluation Data. **American Journal of Evaluation** 27, 2 (2006), 237–246. <https://doi.org/10.1177/1098214005283748> arXiv:https://doi.org/10.1177/1098214005283748
- [33] Lei Wang, Chen Ma, Xuexiang Feng, Zeyu Zhang, Hao Yang, Jingsen Zhang, Zhiyuan Chen, Jiakai Tang, Xu Chen, Yankai Lin, Wayne Xin Zhao, Zhewei Wei, and Jirong Wen. 2024. A Survey on Large Language Model Based Autonomous Agents. **Frontiers of Computer Science** 18, 6 (March

- 2024), 186345. <https://doi.org/10.1007/s11704-024-40231-1>
- [34] Ke Yang, Yao Liu, Sapana Chaudhary, Rasool Fakoor, Pratik Chaudhari, George Karypis, and Huzefa Rangwala. 2024. AgentOccam: A Simple Yet Strong Baseline for LLM-Based Web Agents. <https://doi.org/10.48550/arXiv.2410.13825> arXiv:2410.13825 [cs]
- [35] Shunyu Yao, Howard Chen, John Yang, and Karthik R. Narasimhan. 2022. WebShop: Towards Scalable Real-World Web Interaction with Grounded Language Agents. In **Advances in Neural Information Processing Systems**. <https://openreview.net/forum?id=R9KnuFlvU>
- [36] Shuyan Zhou, Frank F. Xu, Hao Zhu, Xuhui Zhou, Robert Lo, Abishek Sridhar, Xianyi Cheng, Tianyue Ou, Yonatan Bisk, Daniel Fried, Uri Alon, and Graham Neubig. 2024. WebArena: A Realistic Web Environment for Building Autonomous Agents. arXiv:2307.13854 [cs] <http://arxiv.org/abs/2307.13854>

A Browser Environment

Observation Space. The observation space in the Universal Browser Connector is represented with a JSON object that contains:

- `url`: The URL of the current webpage
- `page`: The simplified HTML of the current webpage
- `clickables`: A list of clickable elements on the webpage, such as buttons and links
- `inputs`: A list of input elements on the webpage, such as text fields and dropdowns
- `error_message`: An error message if an error occurs, for example, if the agent clicked on a button that doesn't exist

To remove redundant information, we only keep the visible information of each HTML tag, such as the text content, the attributes, and child elements. An example simplified HTML is shown in Figure 4. The parser takes the raw HTML and a recipe and parses the HTML based on the recipe. The recipe specifies how to parse the HTML, such as which tags to keep and how to extract the text content and attributes of each tag. If the recipe has any child elements, the parser will recursively parse the child elements with the child recipe.

Handling of Text Text of an HTML element is extracted if the recipe specifies a `add_text` field. The three possible parse methods of text are `default`, `text_selector` and `text_js`. `default` extracts all of the text content of the tag. `text_selector` extracts the text content of a child element based on a CSS selector. `text_js` serves like a fallback method, where the recipe specifies a JavaScript function that returns the text content. In this way, for most cases the recipe can be easily created by selecting the text element. In rare cases, for example, the text of a radio button should be the text of a sibling `label` tag, the flexibility of the `text_js` method allows the parser to handle these cases.

Sometimes, the visual information and the textual information of an element differ, especially in cases where the HTML's accessibility features are not well-implemented. For example, on the product detail page, the review score information is often shown as stars. While an alternative text like "4.2 out of 5 stars" exists, there is sometimes no clue that the scores here is the product review. We allow the recipe to specify a `text_format`, for example, "Rating: {}" in this case, to supply the necessary context. With `text_format` like this, the abovementioned product review score will be parsed as "Rating: 4.2 out of 5 stars", allowing easier understanding by the LLM Agent.

Handling of Tag Name and Attributes Attributes of HTML elements include 1) the visual information of the element, such as style and class; 2) the semantic information of the element, such as role, href, and src; 3) the information of the element's state, such as checked and selected. The tag name of an HTML element also sometimes conveys semantic information, such as a tag is used for hyperlink, and `img` tag is used for the image.

In our case, as most visual information is not needed, we remove all visual information attributes from the HTML and keep the semantic information and the state information. For tag name, the default behavior is to keep the tag name as is, and the recipe can supply a `tag_name` field to override the tag name, for example, replace `div` with `button` for better readability and accessibility.

Specifically, the `class` attribute mostly conveys visual information such as color and alignment. However, they sometimes also convey the semantic information, such as `product-item-details`. Thus, the recipe can supply a `keep_attr` option to keep the attributes of the tag. To further enhance flexibility, the recipe can supply a `override_attr` option to keep the attributes of the tag based on a JavaScript function. This way, the parser can handle a wide range of scenarios, from simple attribute extraction to more complex cases where attributes need to be dynamically determined.

The JavaScript state of the HTML element, for example, the selected attribute and the value of an input box, is invisible in the HTML, yet important for the agent to know. Thus, for select and input elements, we extract their JavaScript state, and add it to the corresponding attribute simplified HTML, for example, a selected attribute is added to the select element, and a value attribute is added to the input element.

Handling of Child Elements

To develop complex animation to indicate states like hover and focus, UI designers use many nested elements and CSS classes. For example, a button is often implemented using the button or div tag, but to support styles like shadow and animations, web designer often use multiple nested div element inside the button. While these redundant tags are necessary for better styling, they do not contribute to the semantic information to the button and may affect the agent’s understanding.

To simplify the HTML, we “flatten” it by removing redundant levels of elements. For instance, in the HTML shown in Figure 5a, a nested “Child-wrapper” is used. If the recipe specifies a children field, the parser will select the deep child element (“Child” in this case) and remove the intermediate “Child-wrapper”.

If the recipe does not specify a children field, all child elements are removed from the HTML. Additionally, as discussed in Section A, if the recipe specifies an add_text field, the text from the deep child elements is extracted and added to the corresponding parent tag. This process reduces the number of tags in the HTML, making it more readable.

In this way, the HTML presented to the LLM Agent is simplified and more readable, while still preserving the same semantic information of the HTML.

Action Space. The action space of the web browser includes the following actions:

- click: perform a mouse click on the target element
- type: type the text into the input box
- type_and_submit: type the text into the input box and submit the form, just like hittingEnter key after typing the text
- clear: clear the text in the input box
- back: go back to the previous page
- terminate: terminate the current session, denoting user closes the browser

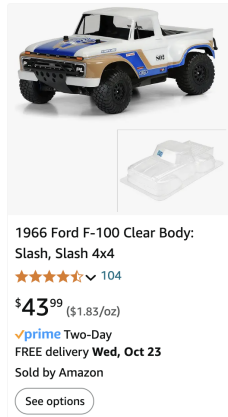
For all interactive elements, a name attribute is appended to the HTML tag to assist the agent in identifying the target element. The name attribute is constructed by traversing the parent tree. For instance, if a button is named add_to_cart in the recipe, and it is a child of a div named product, the complete name of the resulting HTML element will be product.add_to_cart.

B Prompt

B.1 Prompt for Persona Generatoin

Generate a persona using the above examples. The persona should be different from previous personas to ensure diversity. The persona should:

- Have the age of {age}
- Be {gender}
- Have an income between \${income_range[0]} and \${income_range[1]}



(a) Example of a part of a web page processed by the Perception Module

```
<div name="search_results.1966_ford_f_100_clear_body_slash_slash_4x4"
class="search-result">
  <a name="search_results.1966_ford_f_100_clear_body_slash_slash_4x4.v
  iew_product"
    class="product-name">
    1966 Ford F-100 Clear Body: Slash, Slash 4x4
  </a>
  <div class="product-review">
    <span class="product-rating">4.3 out of 5 stars</span>
    <span class="product-rating-count">103 reviews</span>
  </div>
  <div class="product-price"><span>$43.99</span></div>
  <div class="product-delivery">FREE delivery Mon, Oct 14</div>
</div>
```

(b) The simplified HTML structure parsed by the browser environment

The search results display a product listing for the '1966 Ford F-100 Clear Body: Slash, Slash 4x4'. This product has a rating of 4.3 out of 5 stars based on 103 reviews and is priced at \$43.99 with free delivery on Monday, October 14.

(c) The observation memory produced by the Perception Module

Fig. 4. Example of a part of a web page processed by the Universal Web Connector and the Perception Module. The Universal Web Connector parses the raw web page (left) into a simplified HTML structure (right), and the Perception Module generates a descriptive observation memory (bottom) for each segment.

Provide the persona in the same format as the examples.

Only output the persona, no other text.

C Example Data

C.1 Action Trace

Action 1: type_and_submit, description: Typing 'woman's jacket' into the search input field and submitting the form.

Action 2: click, description: Clicking on the product 'Jackets For Women Womens Hooded Fleece Line Coats Parkas Faux Fur Jackets with Pockets' to view its details.

Action 3: click, description: Clicking on the 'Navy' color option for the jacket.

Action 4: click, description: Clicking on the 'Medium' size option for the jacket.

Action 5: click, description: Clicking on the 'Add to Cart' button to add the chosen product to the cart.

C.2 Memory Trace

This example is filtered for readability.

Manuscript submitted to ACM

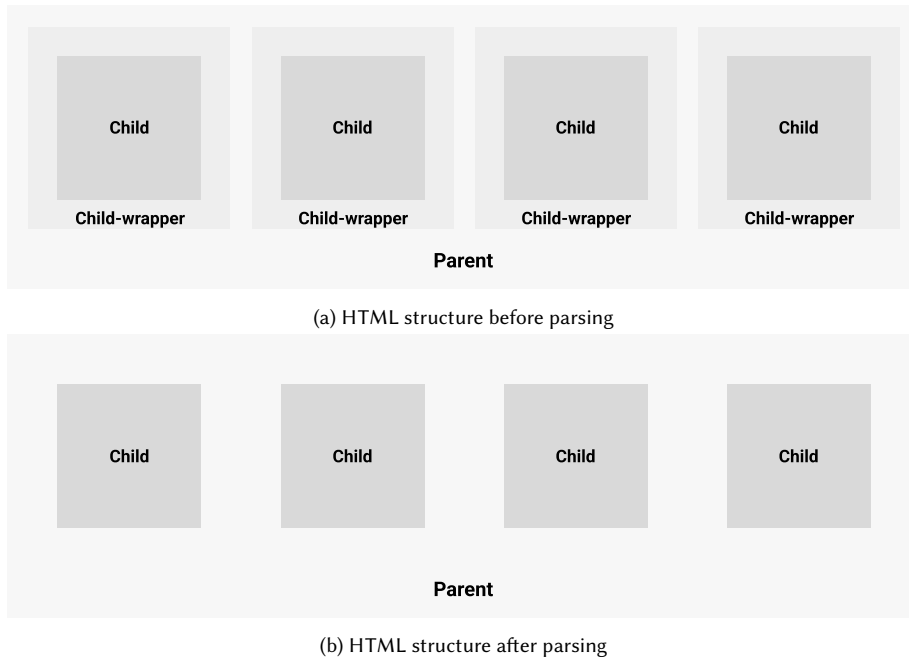


Fig. 5. HTML Parser Example of multiple nested elements.

For action 1, I will: Typing 'woman's jacket' into the search input field and submitting the form.

Before action 2, I thought: I really need to find that navy blue jacket soon. It would be perfect for those networking coffee meet-ups. I hope I can get it on sale.

Before action 2, I thought: If I don't find a job soon, I might have to reconsider my budget for essentials. It feels so overwhelming at times.

Before action 2, I thought: I wonder if I should try making some more connections through social media or if that's just a waste of time. It feels like everything is so competitive right now.

Before action 2, I thought: The action to search for 'woman's jacket' was successful, as the new observation confirms that the search results for this query have been displayed.

Before action 2, I thought: Next, I need to browse through the search results to find a navy blue, medium-sized women's jacket. It will be essential to closely examine the available product options to see if they meet these specific criteria.

Before action 2, I thought: Additionally, I should pay attention to the pricing and consider narrowing down my search to ensure that I am selecting the most affordable option that fits my needs and budget.

Before action 2, I saw: The page title reads 'Search results for: 'woman's jacket''. This provides context for the user about the ongoing search query.

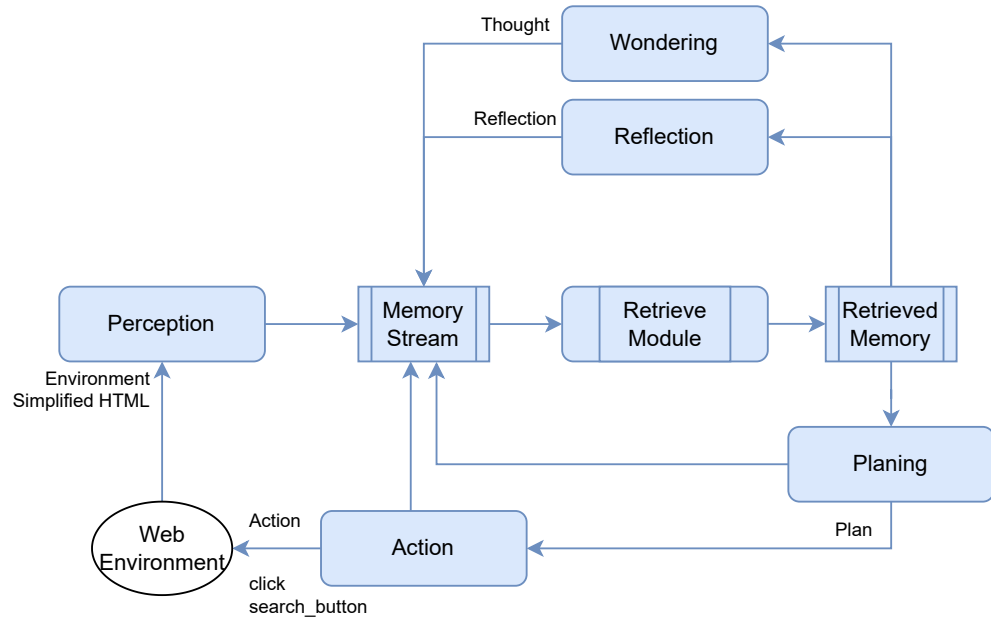


Fig. 6. The structure of the LLM Agent's Reasoning Architecture

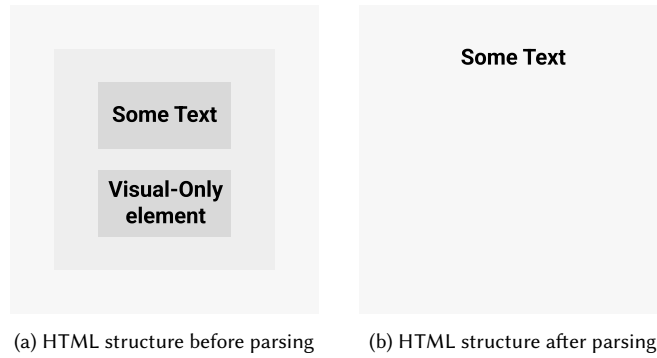


Fig. 7. HTML parser example of text in child elements.