

Cohesive Subgraph Discovery in Hypergraphs: A Locality-Driven Indexing Framework

Song Kim
song.kim@unist.ac.kr
Ulsan National Institute of Science
and Technology
South Korea

Dahee Kim
dahee@unist.ac.kr
Ulsan National Institute of Science
and Technology
South Korea

Junghoon Kim*
junghoon.kim@unist.ac.kr
Ulsan National Institute of Science
and Technology
South Korea

Hyun Ji Jeong
hjujeong@kongju.ac.kr
Kongju National University
South Korea

Jungeun Kim
jekim@inha.ac.kr
Inha University
South Korea

Abstract

Hypergraphs are increasingly employed to model complex, diverse relationships in modern networks, effectively capturing higher-order interactions. A critical challenge in this domain is the discovery of cohesive subgraphs, which provides valuable insights into hypergraph structures. However, selecting suitable parameters for this task remains unresolved. To address this, we propose an efficient indexing framework designed for online retrieval of cohesive subgraphs. Our approach enables rapid identification of desired structures without requiring exhaustive graph traversals, thus ensuring scalability and practicality. This framework has broad applicability, supporting informed decision-making across various domains by offering a comprehensive view of network landscapes. Extensive experiments on real-world datasets demonstrate the effectiveness and efficiency of our proposed indexing technique.

CCS Concepts

• Information systems → Data mining.

ACM Reference Format:

Song Kim, Dahee Kim, Junghoon Kim, Hyun Ji Jeong, and Jungeun Kim. 2018. Cohesive Subgraph Discovery in Hypergraphs: A Locality-Driven Indexing Framework. In . ACM, New York, NY, USA, 13 pages. <https://doi.org/XXXXXXX.XXXXXXX>

1 INTRODUCTION

Modelling relationships among multiple entities intuitively and effectively is a fundamental challenge in network analysis. Hypergraphs offer a powerful solution by capturing higher-order relationships among groups of entities, transcending the pairwise limitations of traditional graphs. Many real-world networks naturally fit into the

*Corresponding author.

Permission to make digital or hard copies of all or part of this work for personal or classroom use is granted without fee provided that copies are not made or distributed for profit or commercial advantage and that copies bear this notice and the full citation on the first page. Copyrights for components of this work owned by others than ACM must be honored. Abstracting with credit is permitted. To copy otherwise, or republish, to post on servers or to redistribute to lists, requires prior specific permission and/or a fee. Request permissions from [permissions@acm.org](https://permissions.acm.org).

Conference '17, July 2017, Washington, DC, USA

© 2018 ACM.

ACM ISBN 978-x-xxxx-xxxx-x/YY/MM

<https://doi.org/XXXXXXX.XXXXXXX>

hypergraph framework, such as co-authorship networks [25], co-purchase networks [28], and location-based social networks [19].

Given the expressive power of hypergraphs, hypergraph mining has attracted significant attention. In particular, the identification of meaningful structures, such as cohesive subhypergraphs, has been actively researched, with various models being proposed. These include the k -hypercore [20], (k, l) -hypercore [21], (k, t) -hypercore [5], $\text{nbr-}k$ -core [2], (k, d) -core [2], and (k, g) -core [16]. The most recent model, the (k, g) -core, defines a maximal subhypergraph where each node has at least k neighbours appearing together in at least g hyperedges. Unlike previous models, which primarily focus on hyperedge cardinality, the (k, g) -core captures direct cohesiveness among neighbouring nodes, allowing for the discovery of more densely connected substructures.

Given the benefits, the (k, g) -core has broad applicability in various domains: (1) Team formation: In scenarios of collaborative work or developing marketing strategies, the (k, g) -core can identify appropriate groups of participants that are closely connected through multiple shared projects or interactions, helping to form cohesive and effective teams. (2) Community Search: Query-centric community discovery is a central task in social network analysis [27], it mainly relies on models specifically designed for that purpose. Cohesive subgraph models like the (k, g) -core offer a robust framework for identifying tightly-connected substructures within a network [1, 11, 17, 23, 29]. (3) Foundation for other hypergraph mining tasks: The (k, g) -core can support tasks such as identifying densest subhypergraphs [14], influence maximisation [2], and centrality measures [6]. Its robust structure enables optimising information spread and quantifying node importance in complex networks.

Despite its utility, selecting the appropriate (k, g) parameters for a certain task remains challenging. As studied in prior works [8], choosing suitable parameters for cohesive subgraph models is a difficult open question, especially when varying levels of cohesion are needed. One of the key difficulties arises from the fact that many real-world applications require online query processing [12], making it impractical to compute cohesive subgraphs from scratch for each query. The ability to rapidly adjust parameters based on user-specified criteria is critical, particularly in domains like social network analysis and recommendation systems, where timely

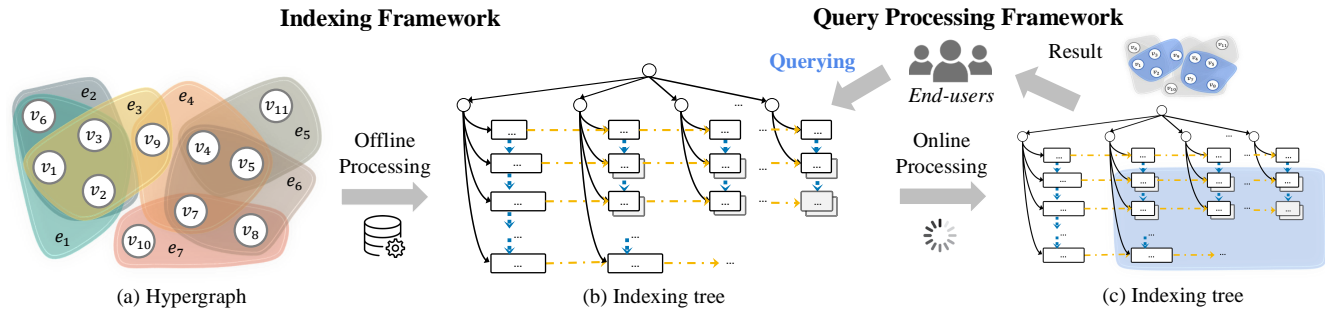


Figure 1: An illustrative example of proposed framework

responses are essential. Online processing also enables interactive exploration of hypergraphs allowing users to refine their queries based on intermediate results without waiting for long recomputation steps.

To address these challenges, we propose an indexing-based framework for cohesive subgraph discovery. This framework pre-computes an indexing structure over the hypergraph, allowing for efficient query processing by avoiding repetitive and costly subgraph computations. By utilising this indexing structure, we can efficiently process online queries for (k, g) -core computation, enabling applications in various domains. Our approach dramatically reduces the time complexity associated with recalculating cohesive subgraphs for different parameter values, providing a scalable solution that is well-suited for large-scale hypergraphs. The applications of indexing-based cohesive subgraph discovery include: (1) Size-Bounded Cohesive Subgraph Discovery: In scenarios like size-bounded team formation, conference planning, or social event organisation, it is crucial to assemble groups of participants who are closely connected and of appropriate community size [23, 29]. The index-based approach can efficiently identify candidate groups that meet these criteria, ensuring that the participants are both well-connected and within the required size constraints. (2) User Engagement Analysis: Social networks are often analysed to understand user engagement at multiple levels. By using the (k, g) -core and its index structure, we can evaluate user interactions across various dimensions, helping to identify which users are central to the network cohesion at different levels of connectivity. This insight can be useful for recognising influential users, understanding engagement trends, or even detecting abnormal behaviours like bot activity or coordinated misinformation campaigns. (3) Fraud Detection: In domains such as e-commerce or financial networks, fraudsters often operate within tightly knit groups that exhibit suspiciously high levels of interaction [13, 26]. The (k, g) -core can be applied to identify these densely connected groups of fraudulent actors, based on the frequency and nature of their interactions. By leveraging the indexing-based structure, it becomes feasible to detect such activities in online time, enhancing the ability to prevent fraud before it escalates.

Therefore, in this paper, we propose index-based (k, g) -core decomposition techniques, along with efficient online query processing algorithms that leverage these indexing structures. The overall framework of our proposed approach is illustrated in Figure 1. It has two main phases: In the (1) Indexing Framework: the hypergraph is pre-processed into a memory-efficient index structure; and (2) Query Processing Framework: users can perform online queries by dynamically adjusting parameters based on the precomputed index.

Challenges. Regardless of the strength of the (k, g) -core in capturing cohesive substructures, constructing an efficient index for this model presents significant challenges. While the hierarchical structure of the (k, g) -core could theoretically be leveraged to optimise indexing, the model involves two variables, k and g , which interact in non-trivial ways. Specifically, this leads to a high degree of overlap among nodes with similar coreness values, causing substantial redundancy if naively recorded. Managing this redundancy efficiently—without compromising on the ability to answer (k, g) queries—requires careful consideration of both space efficiency and query performance. There are two major challenges that we face:

- Space-efficient indexing structure: The indexing structure must be designed to be queryable for all possible (k, g) combinations. The hierarchical property of the (k, g) -core leads to strong locality between cores with similar values, resulting in significant duplication. Constructing a compact structure to address these challenges is crucial.
- Scalable query processing: The indexing structure must support fast query processing. The running time of the (k, g) -core peeling algorithm increases rapidly with data size, making it inefficient for large networks. Ensuring scalable query processing time regardless of data size is therefore another challenge.

Contributions. Our contributions are as follows:

- (1) Novel problem definition: To the best of our knowledge, this work is the first to employ an index-based approach for efficiently discovering cohesive subgraphs in hypergraphs.
- (2) Designing new indexing algorithms: To address the issue of excessive memory usage, we have developed three innovative indexing techniques which utilises the locality characteristics in the core structures of hypergraphs.
- (3) Extensive experiments: With real-world hypergraph datasets, we have conducted a comprehensive experimental study. This study demonstrates the efficiency of our indexing structures and querying algorithms.

Reproducibility. Our code is publicly available at https://anonymous.4open.science/r/kg_index-7BF0.

2 PRELIMINARIES

A hypergraph is represented as $G = (V, E)$, where V denotes nodes and E denotes hyperedges. In this paper, we consider that G is both undirected and unweighted. For any subset $H \subseteq V$, $G[H] = (H, E[H])$ where $E[H] = \{e \cap H | e \in E \wedge e \cap H \neq \emptyset\}$. Within hypergraph terminology, it is key to understand the nuanced definitions of

terms such as “degree”, “neighbours”, and “cardinality”, especially in contrast to their meanings in traditional graph theory.

- **Degree:** The *degree* of a node is the number of hyperedges that include the node. This differs from a traditional graph, where the degree of a node is the number of edges connected to the node.
- **Neighbours:** The *neighbours* of a node are all other nodes connected to it through shared hyperedges. This contrasts with traditional graphs, where neighbours are only those nodes directly connected to a given node by an edge.
- **Cardinality:** The *cardinality* of a hyperedge is the number of nodes it contains. This is unique to hypergraphs, as edges in traditional graphs connect only two nodes, with a fixed cardinality of two.

DEFINITION 1. (*(k, g)-core* [16]). *Given a hypergraph G , k , and g , (k, g) -core is the maximal set of nodes in which each node has at least k neighbours appearing in at least g hyperedges in an induced subhypergraph by the set of nodes.*

In [16], the uniqueness and hierarchical structure of the (k, g) -core are discussed. Specifically, any (k', g) -core $\subseteq (k, g)$ -core if $k' \geq k$. Similarly, any (k, g') -core $\subseteq (k, g)$ -core if $g' \geq g$.

EXAMPLE 1. *Consider Figure 1(a). Nodes v_1, \dots, v_7 forms the $(2, 2)$ -core because each node has at least two neighbours, and for each of these neighbours, they share at least two hyperedges. Additionally, nodes v_1, \dots, v_5 are in $(1, 3)$ -core since each node has at least one neighbour node with whom it co-occurs in at least three hyperedges, especially $\{v_1, v_2, v_3\}$ appear together e_1, e_2 , and e_3 , while nodes $\{v_4, v_5\}$ appear together in hyperedges e_4, e_5 , and e_6 .*

We next define $k(g)$ -coreness utilised to build indexing structures.

DEFINITION 2. (*k-coreness / g-coreness*). *Given a hypergraph G and k , the k -coreness of a node x in G , denoted as $c^k(x, G)$, is the maximum g' such that x is in the (k, g') -core but not in $(k, g'+1)$ -core. Similarly, the g -coreness of x , denoted as $c^g(x, G)$, is the maximum k' such that x is in the (k', g) -core but not in $(k'+1, g)$ -core.*

These measures represent the highest levels of neighbour connectivity (k -coreness) and co-occurrence frequency (g -coreness) that a node can achieve. Specifically, k -coreness reflects how many neighbours a node consistently maintains across varying levels of g , while g -coreness indicates the maximum number of hyperedges in which a node consistently co-occurs with a fixed number of neighbours.

3 PROBLEM STATEMENT

While certain properties of the (k, g) -core have been identified, selecting appropriate user parameters k and g remains a challenging and unresolved problem, as discussed in Section 1. Therefore, in this paper, we address this challenge by enabling end-users to adjust these parameters within online time to obtain the desired cohesive subgraph. The research question and our answer are as follows:

Research Question. Given a hypergraph G , is it feasible for a user to dynamically change the k and g values and promptly obtain the corresponding (k, g) -core?

Answer. To address this research question, we have developed two distinct approaches, each guided by different strategic considerations: (1) fast query processing time, and (2) space efficiency.

- (1) **Naïve Indexing Approach (Naïve):** This method prioritises query processing performance. It stores the results of the (k, g) -core for every possible combination of k and g . The main advantage of this approach is its immediacy: end-users can directly access the desired (k, g) -core without any complicated query processing. This method is particularly advantageous for handling small-sized datasets.
- (2) **Locality-based Space Efficient Approach:** In contrast, this approach focuses on memory efficiency. To achieve this, we introduce several innovative techniques: (1) Horizontal Locality-based Indexing (LSE^H): Utilises the inherent hierarchical structure of (k, g) -cores to minimise the amount of stored data; (2) Vertical Locality-based Indexing (LSE^{HV}): Employs the hierarchical structure of (k, g) -cores across different levels to reduce the duplication of stored nodes; and (3) Diagonal Locality-based Indexing (LSE^{HVD}): Focuses on the locality of diagonal (k, g) -cores incorporating hidden auxiliary nodes.

4 INDEXING TREE AND QUERY PROCESSING

In this section, we present indexing algorithms for efficiently querying all (k, g) -cores to address the research question. We first introduce the Naïve Indexing Approach (Naïve), which prioritise query processing performance over memory efficiency. To mitigate its limitations, we then introduce Locality-based Space-Efficient Indexing approaches (LSEs), which focus on optimising space efficiency while maintaining reasonable query processing times.

Indexing tree structure. Figure 2 shows the layered structure of the proposed indexing structure. The indexing structure is represented as a rooted tree of height 2 with three layers. The root node (the g -layer) corresponds to g value, and the edges from the root node represent different values of g . At the k -layer, the edges that connect nodes from this layer to the bottom layer represent a specific k value. This structure provides an organised representation of the various combinations of k and g in the (k, g) -core. The bottom layer consists of (k, g) -leaf nodes, which store nodes that are part of the (k, g) -core, though they may not fully contain the entire core in certain indexing techniques. The choice between using g or k as the root depends on the application context and user preferences. Notably, this configuration can be easily reversed.

4.1 Naïve Indexing Approach (Naïve)

To immediately retrieve the (k, g) -core, we propose a straightforward method called the Naïve Indexing Approach. It constructs an indexing tree that allows for immediate retrieval of any (k, g) -core.

4.1.1 Indexing framework

Indexing tree construction. The construction of the Naïve indexing tree involves computing all possible (k', g') -cores by incrementally increasing g' from 1 up to the maximum value g^* in the hypergraph. Each computed (k', g') -core is then stored in its corresponding leaf node. Due to the limited space, detailed pseudo descriptions of the index construction algorithms can be checked in Appendix A.

Leaf node. Each (k', g') -leaf node in the Naïve indexing tree contains the set of nodes that belong to the corresponding (k', g') -core.

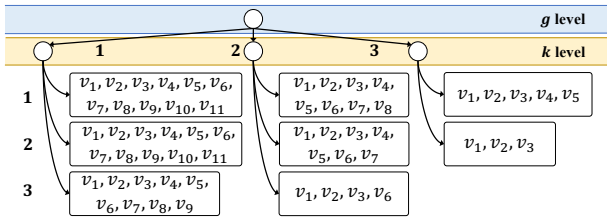


Figure 2: Naïve indexing tree structure

Query processing. Query processing of the Naïve indexing tree is to find the specific (k, g) -leaf, starting from the root node. The identified leaf node contains all the nodes in the (k, g) -core.

4.1.2 Complexity analysis

Construction time complexity. Let denote the time complexity of the (k, g) -core peeling algorithm $O(P)^1$, then the construction of the Naïve indexing tree takes $O(g^* \cdot P)$, where g^* is the maximum value of g in the hypergraph.

Query processing time complexity. Since the (k, g) -leaf node directly contains all the nodes in the (k, g) -core, the query result can be retrieved in $O(1)$ time using the Naïve indexing tree.

Space complexity. In the worst case, each (k, g) -core may contain all nodes in V . Thus, the total space requires $O(k^* \cdot g^* \cdot |V|)$ space, where k^* is the maximum k' such that the $(k', 1)$ -core is non-empty.

EXAMPLE 2. Consider the Naïve indexing tree illustrated in Figure 2, which is constructed based on the hypergraph depicted in Figure 1(a). This tree comprises eight (k, g) -leaf nodes, each representing a unique combination of k and g values. Within these leaf nodes, certain nodes are highly recurrent. For example, node v_1 appears across all (k, g) -leaf nodes. This is because of its extensive connectivity and presence in numerous hyperedges.

The Naïve indexing technique offers the optimal query processing time, i.e., $O(1)$. However, it requires $O(k^* \cdot g^* \cdot |V|)$ space, making it inefficient to address huge real-world hypergraphs. To efficiently mitigate the space complexity while preserving the reasonable query processing time, we next present three indexing techniques that mainly leverage the locality properties of the (k, g) -core.

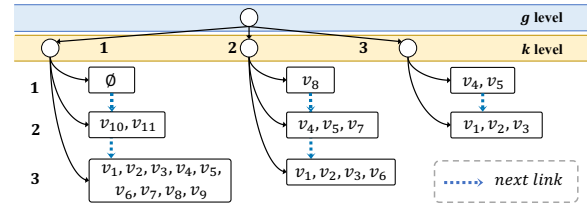
4.2 Horizontal Locality-based Indexing(LSE^H)

In this section, we present Horizontal Locality-based Indexing, which aims to reduce space complexity by utilising hierarchical characteristics of the (k, g) -core.

4.2.1 Indexing framework

Indexing tree construction. For each g' from 1 to the maximum value g^* , we compute the g' -coreness for every node. That is, we calculate $c^{g'}(v, G)$ for each node $v \in V$, where a node v is part of the $(c^{g'}(v, G), g')$ -core but not the $(c^{g'}(v, G)+1, g')$ -core. Only the nodes for which $c^{g'}(v, G) = k'$ are stored in the corresponding (k', g') -leaf node. As a result, the leaf nodes sharing the same g' value do not contain redundant nodes. The total number of nodes stored under the same g -level branch is bounded by $|V|$. Additionally, subsequent leaf nodes, such as (k', g') and $(k'+1, g')$, are connected by a link.

¹The (k, g) -core peeling algorithm forms the basis of our index construction. For simplicity, we represent the complexity of the algorithm as $O(P)$.

Figure 3: LSE^H indexing tree structure

Leaf node. Each leaf node contains both a specific value and a link to the next leaf node in the sequence. The composition of a leaf node in this structure is detailed as follows:

- **Value:** Each (k', g') -leaf node in the indexing tree contains a set of nodes, all of which share the same g' -coreness, denoted by the value k' . This implies that nodes having identical g' -coreness for a given g' are grouped in the same leaf node as a value.
- **Link:** Given a specific g' value, a leaf node representing a certain (k', g') -coreness is linked to the subsequent leaf node that represents $(k'+1, g')$ -coreness. This edge is referred to as the *next link*, and this linked list structure is consistently repeated across every branch corresponding to different g values in the tree.

Query processing. To process a query $Q = (k, g)$ with the indexing tree T , the following procedure is employed to retrieve the (k, g) -core: Initially, we find the (k, g) -leaf node. From this leaf node, it iteratively traverses subsequent leaf nodes until reaching the terminal leaf node, which is not pointing to a further leaf node. The (k, g) -core is then retrieved by aggregating all nodes encountered across these traversed leaf nodes.

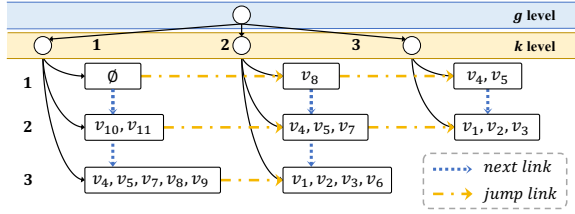
4.2.2 Complexity analysis

Construction time complexity. The time complexity for constructing the LSE^H indexing tree is $O(g^* \cdot (P + k^* \cdot |V|))$. This includes an additional step compared to the Naïve indexing tree, namely, performing the set difference operation between pairs of linked leaf nodes. In the worst case, it requires $O(|V|)$ time for each pair. Note that $O(P)$ is the time complexity for (k, g) -core computation.

Query processing time complexity. Query processing involves traversing the leaf nodes in the indexing tree T , starting from the (k, g) -leaf node and continuing until the terminal leaf node is reached. Thus, the time complexity for retrieving the (k, g) -core is $O(k^* \cdot |V|)$.

Space complexity. The LSE^H technique can significantly reduce space complexity by storing each node in the hypergraph only once for each g value, unlike the Naïve indexing approach which may store redundant node information. This efficiency is achieved through a horizontal connection of leaf nodes and the removal of redundancies across different k values for the same g . Consequently, the space complexity is primarily determined by the number of distinct nodes for each g value, leading to a complexity of $O(g^* \cdot |V|)$.

EXAMPLE 3. Figure 3 presents the LSE^H indexing tree applied to the hypergraph G presented in Figure 1(a). In this representation, nodes $\{v_1, \dots, v_9\}$ are categorised within the $(3, 1)$ -leaf. This indicates that these nodes are included in both the $(1, 1)$ -core and $(2, 1)$ -core, i.e., $\{v_1, \dots, v_9\} = (3, 1)\text{-leaf} \subseteq (2, 1)\text{-leaf} \subseteq (1, 1)\text{-leaf}$. When processing a query $Q = (2, 1)$, the method involves traversing from the $(2, 1)$ -leaf node to $(3, 1)$ -leaf node through the next link, subsequently aggregating the nodes from these leaf nodes to obtain

Figure 4: LSE^{HV} indexing tree structure

the $(2, 1)$ -core. Note that a node v may appear in multiple leaf nodes across different g branches if its k -coreness is greater than 1. For example, nodes v_1, v_2 , and v_3 are present in all g branches.

4.3 Vertical Locality-based Indexing(LSE^{HV})

In this section, we introduce the Vertical Locality-based Indexing technique, developed to improve space complexity by simultaneously considering both k and g parameters. Unlike LSE^H , which focuses on overlaps within the same g value, LSE^{HV} addresses overlaps across different k and g values at the same time. For instance, while LSE^H eliminates duplicate nodes between $(1, 2)$ -core, $(2, 2)$ -core, and $(3, 2)$ -core, it does not consider overlaps between cores like $(1, 1)$ -core and $(2, 2)$ -core or $(3, 3)$ -core respectively. LSE^{HV} technique, therefore, introduces additional links between leaf nodes of the same k value, preserving efficient query processing by accounting for duplicate relationships across both k and g values.

4.3.1 Indexing framework

Indexing tree construction. LSE^{HV} indexing tree construction is based on the LSE^H indexing tree. For each k' value, we handle redundancies between adjacent leaf nodes, such as the (k', g') -leaf node and the $(k', g' + 1)$ -leaf node, connecting them together. The structure is illustrated in Figure 4. As with the LSE^H method, the total number of distinct nodes in each g -level branch is also bounded by $|V|$. While this indexing technique reduces redundancy by considering nodes with identical k -coreness and g -coreness, it does not address the case where a node has varying k -coreness across different branches corresponding to distinct g values within the tree.

Leaf node. In the Vertical Locality-based Indexing (LSE^{HV}), each leaf node contains a specific value and two distinct links. The components of a leaf node are as follows:

- **Value:** In the LSE^{HV} indexing tree, each (k, g) -leaf node comprises a unique set of nodes. These nodes are characterised by having a k -coreness of exactly g and a g -coreness of exactly k . By this definition, the nodes in each (k, g) -leaf node are exclusive to that specific coreness level, ensuring no overlap with nodes in higher coreness levels.
- **Link:** In the LSE^{HV} indexing tree, links are categorised into two distinct types: *next link* and *jump link*.
 - (1) **Next Link:** The next link, the same as in the LSE^H indexing tree, connects to the subsequent leaf node in the sequence. Specifically, a (k, g) -leaf node is linked to the $(k + 1, g)$ -leaf node. This link is based on the g -coreness, determining the exact position of a node within the tree structure.
 - (2) **Jump Link:** The jump link connects to the next leaf node fixing the k value. For instance, a (k, g) -leaf node is linked to

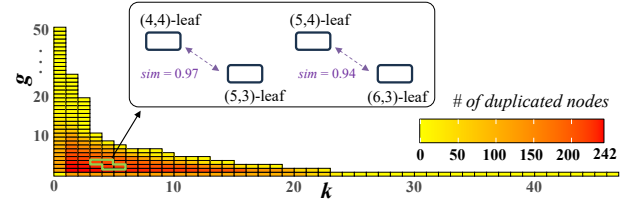


Figure 5: Number of nodes in diagonal leaf nodes

the $(k, g + 1)$ -leaf node. Based on the k -coreness, it guides the location of a node within the tree.

Query processing. To process a query $Q = (k, g)$ using the indexing tree T , we employ a specific procedure to accurately find the (k, g) -core. The first step is to find the corresponding (k, g) -leaf node in the indexing tree. Starting from this node, the process involves iterative traversal of subsequent leaf nodes along the jump link until the terminal leaf node is reached. Subsequently, for each of these leaf nodes, traversal continues along the next link until the terminal leaf node is encountered. The (k, g) -core is then obtained by aggregating all nodes during these traversals across the respective leaf nodes.

4.3.2 Complexity analysis

Construction time complexity. The LSE^{HV} algorithm extends the LSE^H approach by visiting the $(g^* - 1)$ children of root nodes and performing additional set difference operations between k_g^* leaf nodes. The complexity of these operations is bounded by $O(g^* \cdot |V|)$. Therefore, the overall time complexity for constructing the LSE^{HV} indexing tree is $O(g^* \cdot (P + k^* \cdot |V|))$, which is comparable to the time complexity of the LSE^H indexing tree.

Query processing time complexity. LSE^{HV} requires traversing all leaf nodes while aggregating the nodes. Hence, the time complexity for obtaining a specific (k, g) -core is $O(k^* \cdot g^* \cdot |V|)$.

Space complexity. In the worst-case, the space complexity of the LSE^{HV} indexing tree is equivalent to that of the LSE^H indexing tree, which is $O(g^* \cdot |V|)$. This is because in the worst case, nodes may not be stored adjacently within the tree. For instance, if a node v_i is present in the (k, g) -leaf node and also belongs to the $(k - 1, g + 1)$ -core, duplication of nodes within the indexing tree is inevitable.

EXAMPLE 4. Figure 4 shows the LSE^{HV} indexing tree for the hypergraph G from Figure 1(a). It demonstrates that the LSE^{HV} indexing tree reduces redundancy by compressing vertical overlaps. For example, the $(3, 1)$ -leaf in the LSE^{HV} indexing tree contains only $\{v_4, v_5, v_7, v_8, v_9\}$, as LSE^{HV} removes duplicate nodes from the same k -level branches. To process the query $Q = (2, 2)$, it first finds the $(2, 2)$ -leaf and uses the next links to aggregate nodes from leaves such as $(3, 2)$. Then, it follows the jump links to include nodes from leaves like $(2, 3)$. As a result, it retrieves nodes $\{v_1, \dots, v_7\}$, corresponding to the $(2, 2)$ -core. However, even after LSE^{HV} compression, nodes v_1, v_2, v_3, v_4, v_5 , and v_7 , which are placed in diagonally positioned leaf nodes, still appear multiple times within the indexing tree.

4.4 Diagonal Locality-based Indexing(LSE^{HVD})

In this section, we introduce the Diagonal Locality-based Indexing technique, which is designed to account for the relationships between diagonally placed leaf nodes.

Rationale of LSE^{HVD} approach. The LSE^{HVD} indexing technique is motivated by the observation that many nodes are shared between diagonally adjacent leaf nodes in the Naïve indexing tree. To validate this, we analysed the *Contact* dataset [2] to measure the number of common nodes between diagonally adjacent leaf nodes (e.g., the $(k-1, g)$ -leaf node and the $(k, g-1)$ -leaf node). Utilising the Jaccard similarity, we computed the overlap between these diagonally adjacent leaf nodes and averaged scores for cases where a leaf node has two diagonally adjacent leaf nodes. Figure 5 presents that there is significant overlap between diagonally adjacent leaf nodes, which points out the presence of strong diagonal locality in real-world networks. This observation supports the rationale behind the LSE^{HVD} approach, which aims to reduce redundancy by identifying and storing overlapping nodes in dedicated auxiliary nodes. This process extends to diagonally adjacent auxiliary nodes, ensuring that no duplicate nodes remain. To achieve this, the LSE^{HVD} indexing tree is constructed on top of the LSE^{HV} indexing tree, further compressing the structure by leveraging diagonal locality.

Auxiliary nodes. In the LSE^{HVD} indexing tree, an auxiliary node plays a key role in indexing. For any given (k, g) -leaf node, there exists a corresponding auxiliary node, denoted as (k, g) -aux node if both $k > 1$ and $g > 1$. Formally, each auxiliary node is characterised by a key-value pair. The key represents the depth and the value is a set of nodes. The depth describes the hierarchical degree of common neighbours. For a (k, g) -aux node, if the depth d is 1, the corresponding value includes a set of nodes that are commonly appearing in both $(k-1, g)$ -leaf node and $(k, g-1)$ -leaf node in the LSE^{HV} indexing tree. When the depth is 2, it represents a higher level of hierarchical common neighbours. Specifically, a set of nodes at $d = 2$ in a (k, g) -aux node indicates their presence in both $(k-1, g)$ -aux and $(k, g-1)$ -aux nodes at $d = 1$. This implies that these nodes are common across $(k-2, g)$ -leaf node, $(k-1, g-1)$ -leaf node, and $(k, g-2)$ -leaf node simultaneously. This structure of auxiliary nodes, with their depth-based key-value representation, allows for a layered understanding of node relationships and reduces the node duplication within the LSE^{HVD} indexing tree.

LEMMA 1. *If a node y exists in a (k, g) -leaf node, then it cannot coexist in the corresponding (k, g) -aux node.*

THEOREM 1. *Given a (k, g) -aux node, for any pair of nodes at different depths d' and d'' , there are no duplicate nodes.*

COROLLARY 1. *In any given auxiliary node (k, g) -aux node, a node v will not be present at multiple depths.*

Due to the limited space, all proofs are presented in Appendix B.

Owing to Corollary 1, it is assured that the incorporation of auxiliary nodes does not lead to an increase in the total number of nodes stored. Thus, this ensures that the LSE^{HVD} indexing tree contains fewer nodes compared to the LSE^{HV} indexing tree.

4.4.1 Indexing framework

Indexing tree construction. The construction process starts with the $(1, 1)$ -leaf node of the LSE^{HV} indexing tree, progressively increasing the g value. Any nodes shared by diagonally adjacent leaf nodes are stored in an auxiliary node at depth 1, located at the intersection of these leaf nodes. If no leaf node exists at this intersection, an empty one is created, linked to the auxiliary node, and the pointers

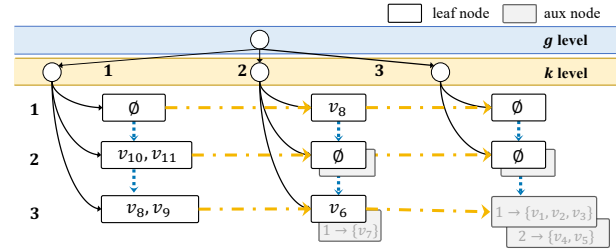


Figure 6: LSE^{HVD} indexing tree structure

are adjusted accordingly. For example, common nodes between the $(k'+1, g')$ -leaf node and the $(k', g'+1)$ -leaf node are stored in the $(k'+1, g'+1)$ -aux node at depth 1. These duplicated nodes are then removed from the current leaf node. Additionally, if diagonally adjacent auxiliary nodes contain common nodes at the same depth d' , they are transferred to the auxiliary node at the intersection with depth $d'+1$. For instance, if a node v is present in both $(k'+1, g')$ -aux and $(k', g'+1)$ -aux nodes at depth d , it is moved to the $(k'+1, g'+1)$ -aux node at depth $d+1$. The duplicated nodes are then removed from the corresponding auxiliary nodes. If no further diagonally adjacent nodes are found, the duplicates are addressed via the next pointer of the current auxiliary node. This iterative process continues until the next pointer of the current leaf node reaches the maximum k value.

Leaf node. In the LSE^{HVD} indexing tree, each leaf node shares a similar structure with that of the LSE^{HV} approach. As for its components, a leaf node in LSE^{HVD} comprises a set of nodes and two types of links. A unique feature of LSE^{HVD} is the presence of “auxiliary nodes”. These nodes store common nodes found in diagonally adjacent nodes. Consequently, sets of common nodes that are diagonally adjacent are not directly stored within the leaf nodes but are instead maintained through these auxiliary nodes.

Query processing. Given a query $Q = (k, g)$, the initial step is to identify the corresponding (k, g) -leaf node in the tree. From this node, the process entails traversing all reachable leaf nodes via both jump and next links. Unlike in the LSE^{HV} indexing tree, where all nodes are simply aggregated to obtain the result, the LSE^{HVD} indexing tree requires aggregating nodes in auxiliary nodes during this traversal. It is crucial to note that auxiliary nodes located in the starting leaf node, as well as those nodes beyond the relevant depth, are not actual nodes corresponding to the query and should not be included in the aggregation process. This distinction is key to ensuring accurate query results in the LSE^{HVD} indexing tree.

4.4.2 Complexity analysis

Construction time complexity. The construction of the LSE^{HVD} indexing tree builds upon the LSE^{HV} indexing tree. After constructing the LSE^{HV} indexing tree, adjacent branches are traversed to identify common nodes in diagonal leaf nodes, which are then stored in auxiliary nodes. The overall time complexity is primarily determined by the construction of the LSE^{HV} indexing tree. Hence, the time complexity for constructing the LSE^{HVD} indexing tree is $O(g^* \cdot (P + k^* \cdot |V|))$.

Query processing time complexity. The time complexity for query processing in the LSE^{HVD} indexing tree is comparable to that of the LSE^{HV} tree. While the presence of auxiliary nodes may incur additional operations, these do not significantly impact the overall time complexity. Therefore, the time complexity for query processing in

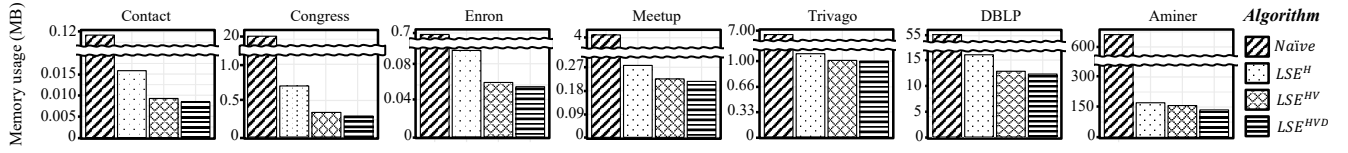


Figure 7: Memory usage of the indexing trees

the LSE^{HVD} tree is still bounded by that of the LSE^{HV} indexing tree, specifically $O(k^* \cdot g^* \cdot |V|)$.

Space complexity. The space complexity of the LSE^{HVD} indexing tree is comparable to that of the LSE^H indexing tree, but it offers significant advantages by effectively capturing and eliminating redundancies between diagonally adjacent nodes. This approach ensures greater space efficiency, particularly in real-world applications where diagonal locality is prevalent.

EXAMPLE 5. Figure 6 shows LSE^{HVD} indexing tree with auxiliary nodes based on the hypergraph in Figure 1(a). It shows that almost all the redundant nodes have been handled by utilising auxiliary nodes. For querying, suppose that we have $Q = (3, 2)$, we start at the $(3, 2)$ -leaf node but do not store the auxiliary nodes of the starting leaf node and move through the jump nodes until we reach the terminal auxiliary node. And since we have only moved through one jump link, in the $(3, 3)$ -aux node, we additionally store only the nodes with depth 1. So the result would be $\{v_1, v_2, v_3, v_6\}$.

5 EXPERIMENTS

5.1 Experiment Setup

To validate the superiority of our techniques, we conduct an extensive experimental study. The objective is to get insights into the practical implications of our theoretical constructs and to evaluate them in diverse scenarios. Through our experiments, we aim to provide clarity on the following evaluation questions (EQs):

- **EQ1. Effectiveness of indexing technique:** How well do our indexing techniques avoid node duplication?
- **EQ2. Efficiency of index construction and query processing:** How good is the performance of index construction and query processing algorithms in terms of running time?
- **EQ3. Scalability:** How efficient is the query processing in benchmark hypergraphs of varying sizes? This question addresses the scalability of our techniques.
- **EQ4. Comparative analysis with the Bi-core index model:** This EQ focuses on comparing our algorithm with the other index-based approach to evaluate the efficiency of query processing.
- **EQ5. Case study:** How effective is our model in real-world scenarios?

5.2 Experimental Setting

Real-world dataset. To evaluate our algorithm, we utilised various datasets. Specifically, we used an email dataset (Enron [2]), a primary school dataset (Contact [2]), co-author datasets (DBLP and Aminer [2]), a participant-event dataset (Meetup [2]), a co-sponsored bill dataset (Congress [7]), and a hotel dataset (Trivago [4]). The statistics of the datasets are shown in Appendix C.

Algorithms. To the best of our knowledge, our work does not have a direct competitor in the previous literature. However, to evaluate

the efficiency of indexing methods, we conducted a comparative experiment using the Bi-core index [22]. For (k, g) -core computation, we developed a new memory-efficient peeling algorithm, which is detailed in Appendix D. The previous approach [16] is not suitable to handle large real-world networks as it requires maintaining extensive data in memory, which leads to excessive memory usage.

5.3 Experimental Result

EQ1-1. Effectiveness of indexing technique (Space usage). To evaluate the impact of our indexing techniques, we measured memory usage across various real-world datasets. Figure 7 shows a significant difference between the Naïve and LSE^H indexing trees, demonstrating that using g -coreness substantially reduces duplication. The LSE^{HV} approach also effectively reduces memory usage, and the LSE^{HVD} method decreases it even further. Especially, in datasets with highly nested structures, such as the Congress dataset [2], the Naïve indexing tree requires over 20MB of memory. In contrast, after applying all indexing techniques, only 1.5% of the memory required by the Naïve indexing tree is needed. It demonstrates the significant memory efficiency of our indexing techniques.

Table 1: Relative differences of indexing techniques

Measure	Contact	Congress	Enron
$(1 - LSE^H / Naïve) \times 100$	86%	96%	87%
$(1 - LSE^{HV} / LSE^H) \times 100$	40%	56%	38%
$(1 - LSE^{HVD} / LSE^{HV}) \times 100$	9%	12%	7%

EQ1-2. Effectiveness of indexing technique (Node size proportion). In this section, we focus on the relative differences among the LSE^H , LSE^{HV} , and LSE^{HVD} indexing trees. To verify these differences, we checked the proportion of node sizes in each index compared to the previous index. Table 1 presents the ratio of change in node size for each indexing tree on three representative datasets: Contact, Congress, and Enron [2]. Note that $|I|$ refers to the number of nodes in the indexing structure I . Even after the dramatic reduction achieved with the LSE^H approach, the LSE^{HV} approach addresses around 40%, up to 56%, of duplicates within the LSE^H index. Additionally, a further indexing of around 10% is achieved through the LSE^{HVD} approach.

EQ2. Efficiency of index construction and query processing. We analysed the index construction and query processing times for each technique. As shown in Table 2, index construction time increase slightly from LSE^H to LSE^{HV} , and then to LSE^{HVD} , reflecting their interdependencies. Despite fewer computational steps, the Naïve approach takes much longer due to the overhead of storing many nodes across leaf nodes. For query processing, we sorted all (k, g) -cores by size using the Naïve indexing tree and selected 100 queries representing the 1st to 100th percentiles calculated the total processing time. While Naïve shows consistent speed as it

Table 2: Running time for index construction and query processing

Dataset	Index construction time (sec.)				Query processing time (sec.)				
	Nai�ve	LSE ^H	LSE ^{HV}	LSE ^{HVD}	Nai�ve	LSE ^H	LSE ^{HV}	LSE ^{HVD}	Peeling algorithm
Contact	4.2553	3.9963	3.9968	3.9971	0.0003	0.0018	0.0028	0.0041	6.1684
Congress	21,642	20,963	20,963	20,964	0.0005	0.0116	0.0775	0.3637	364.87
Enron	58.902	49.437	49.440	49.442	0.0005	0.0013	0.0156	0.0616	5.6496
Meetup	541.136	481.066	481.072	481.081	0.0004	0.0051	0.0323	0.0717	61.610
Trivago	389.590	370.602	370.622	370.646	0.0003	0.0022	0.0254	0.0531	161.96
DBLP	5,655.0	4,656.2	4,656.5	4,656.8	0.0004	0.0162	0.0174	0.1029	961.97
Aminer	153,022	125,985	125,189	125,997	0.0004	0.0418	0.1547	0.1737	10462.1

avoids tree traversal, query times increase gradually from Nai ve to LSE^{HVD}. On average, LSE^{HV} is 5 times slower than LSE^H, and LSE^{HVD} is 2 times slower than LSE^{HV}. Despite being the slowest among indexing techniques, LSE^{HVD} is still up to 9,600 times faster than the peeling algorithm. These results show that our indexing takes a reasonable time while guaranteeing online query processing.

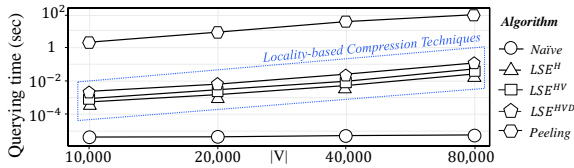


Figure 8: Scalability test (query processing time)

EQ3. Scalability. Figure 8 shows the scalability of our algorithms on synthetic hypergraphs, with node sizes of 10K, 20K, 40K, and 80K, generated using the HyperFF [18] with default parameters. For the index-based approaches, we pre-built the indexing trees to directly compare query efficiency against the (k, g) -core computation algorithm in Appendix D. The k and g values were selected based on the (k, g) -core corresponding to 1/4, 2/4, and 3/4 points in terms of the number of nodes. As illustrated in Figure 8, the query time for the Nai ve indexing tree remains constant regardless of data size. We also observe that all LSE indexing trees demonstrate near-linear scalability. It indicates that our indexing methods are not only memory efficient but also provide reasonable query processing times.

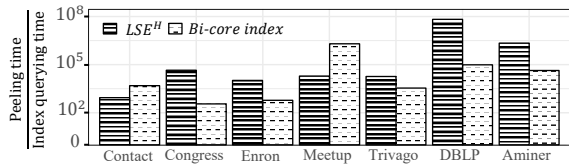


Figure 9: Comparison with Bi-core index

EQ4. Comparative analysis with the Bi-core index model. We compare our algorithm with the Bi-core index [22] to evaluate query performance against the peeling approach. The Bi-core index finds (α, β) -cores in bipartite graphs, where each node on the left and right has at least α and β degrees, respectively. We use the peeling algorithm from [10] for (α, β) -core identification and measure performance as the ratio of index query time to the peeling runtime. Since both the Bi-core index and our LSE^H approach fix one parameter and iterate over the other, they are similarly efficient. Figure 9

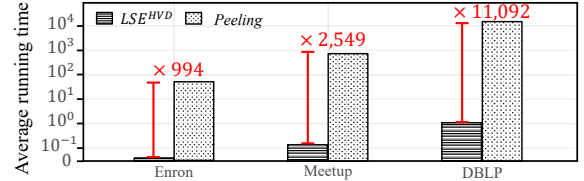


Figure 10: Case study - Size-based query processing

shows the execution time ratios, indicating that our algorithm performs comparably or better than the Bi-core index in most datasets, despite handling a more complex neighbour structure.

EQ5. Case study: Size-based query processing. As a case study, we explore the problem of identifying cohesive subgraphs within a specific size range without predetermined k and g thresholds. We conduct experiments using the *Enron*, *Meetup*, and *DBLP* datasets, comparing methods with and without indexing techniques. For the index-based approach, we employ the LSE^{HVD} approach. To simulate real-world scenarios, we set the size lower bounds as random values between 30 and 100, and set the range t between lower and upper bounds from 10 to 100, thereby generating a total of 10 queries. We then applied these selected size queries uniformly to the two methods introduced below:

- **Without indexing tree:** Lacking prior information, we incrementally adjust the g value from 1 upwards, applying the peeling strategy to identify (k, g) pairs that satisfy the size criteria. If it drops below the lower bound, we terminate the current iteration and proceed to the next g .
- **With indexing tree:** For each g , we first identify the maximum k value. Then, we execute a binary search twice: once to find an index that is larger than or equal to the lower bound, and once to find an index that is smaller than or equal to the upper bound. Note that the size of the (k, g) -core is already ordered due to the hierarchical structure. We then aggregate all intermediate indexes as a result. This process is repeated for all possible g values.

Figure 10 presents the running times of the two approaches. We observe that the index-based approach is significantly faster than the peeling algorithm. Note that to find all pairs of indices satisfying the size constraint, the algorithm must be executed multiple times. This demonstrates one of the key motivations for using an index-based approach. For the *Enron* dataset, we found an average of 366 pairs, while for the *Meetup* and *DBLP* datasets, we found 615 and 844 pairs, respectively. These pairs enable efficient and effective querying within the given size constraints, demonstrating the practical advantages of our index-based approach in real-world applications.

6 RELATED WORK

Cohesive subgraph discovery in hypergraphs has been widely explored, with models such as (k, l) -hypercore [11], (k, t) -hypercore [5], and (k, d) -core [2] focusing on both neighbour size and hyperedge cardinality. The recently proposed (k, g) -core model, which considers the co-occurrence of neighbours across hyperedges, offers a more effective approach to identifying densely connected substructures. Although index-based methods for cohesive subgraph discovery have been extensively studied in simple [30], directed [11], and bipartite graphs [10], directly applying these techniques to hypergraphs is inefficient due to the unique characteristics of hypergraphs, particularly the size inflation problem [15]. Our work is the first to introduce an efficient index-based decomposition method tailored specifically for hypergraphs, addressing these challenges and enabling more effective discovery of cohesive substructures. Detailed information on related works can be found in Appendix F.

7 CONCLUSION

In this work, we explore efficient indexing structures for the (k, g) -core in hypergraphs. Recognising the significant challenge of selecting appropriate user parameters, our method enables users to dynamically adjust the values of k and g through the constructed indexing structure. We introduce two indexing approaches: the Naïve indexing approach and the Locality-based Space Efficient indexing approach. Additionally, we propose three compression techniques aimed at mitigating space complexity. Comprehensive experiments on real-world and synthetic hypergraphs demonstrate the efficiency of our indexing structures. For future work, we plan to extend our approach to dynamic hypergraphs by designing maintenance algorithms that efficiently update indexing structures as the hypergraph changes. This will give users more flexibility to adjust parameters even as hypergraphs evolve.

References

- [1] Esra Akbas and Peixiang Zhao. 2017. Truss-based community search: a truss-equivalence based indexing approach. *Proceedings of the VLDB Endowment* (2017), 1298–1309.
- [2] Naheed Anjum Arafat, Arijit Khan, Arpit Kumar Rai, and Bishwamitra Ghosh. 2023. Neighborhood-based hypergraph core decomposition. *arXiv preprint arXiv:2301.06426* (2023).
- [3] Mohammad A Bahmanian and Mateja Sajna. 2015. Connection and separation in hypergraphs. *Theory and Applications of Graphs* (2015), 5.
- [4] Austin R Benson, Rediet Abebe, Michael T Schaub, Ali Jadbabaie, and Jon Kleinberg. 2018. Simplicial closure and higher-order link prediction. *Proceedings of the National Academy of Sciences* (2018), E11221–E11230.
- [5] Fanchen Bu, Geon Lee, and Kijung Shin. 2023. Hypercore Decomposition for Non-Fragile Hyperedges: Concepts, Algorithms, Observations, and Applications. *arXiv preprint arXiv:2301.08440* (2023).
- [6] Evo Busseniens. 2014. General Centrality in a hypergraph. *arXiv preprint arXiv:1403.5162* (2014).
- [7] Philip S Chodrow, Nate Veldt, and Austin R Benson. 2021. Hypergraph clustering: from blockmodels to modularity. *Science Advances* (2021).
- [8] Deming Chu, Fan Zhang, Xuemin Lin, Wenjie Zhang, Ying Zhang, Yinglong Xia, and Chenyi Zhang. 2020. Finding the best k in core decomposition: A time and space optimal solution. In *2020 IEEE 36th International Conference on Data Engineering (ICDE)*. IEEE, 685–696.
- [9] Megan Dewar, John Healy, Xavier Pérez-Giménez, Paweł Prałat, John Proos, Benjamin Reiniger, and Kirill Ternovsky. 2017. Subhypergraphs in non-uniform random hypergraphs. *arXiv preprint arXiv:1703.07686* (2017).
- [10] Danhao Ding, Hui Li, Zhipeng Huang, and Nikos Mamoulis. 2017. Efficient fault-tolerant group recommendation using alpha-beta-core. In *Proceedings of the 2017 ACM on Conference on Information and Knowledge Management*. 2047–2050.
- [11] Yixiang Fang, Zhongran Wang, Reynold Cheng, Hongzhi Wang, and Jiafeng Hu. 2018. Effective and efficient community search over large directed graphs. *IEEE*

- Transactions on Knowledge and Data Engineering* (2018), 2093–2107.
- [12] Hector Garcia-Molina. 2008. *Database systems: the complete book*. Pearson Education India.
- [13] Sherry He, Brett Hollenbeck, Gijs Overgoor, Davide Proserpio, and Ali Tosyali. 2022. Detecting fake-review buyers using network structure: Direct evidence from Amazon. *Proceedings of the National Academy of Sciences* (2022), e2211932119.
- [14] DJ-H Huang and Andrew B Kahng. 1995. When clusters meet partitions: new density-based methods for circuit decomposition. In *Proceedings the European Design and Test Conference. ED&TC 1995*. IEEE, 60–64.
- [15] Jin Huang, Rui Zhang, and Jeffrey Xu Yu. 2015. Scalable hypergraph learning and processing. In *2015 IEEE International Conference on Data Mining*. IEEE, 775–780.
- [16] Dahee Kim, Junghoon Kim, Sungsu Lim, and Hyun Ji Jeong. 2023. Exploring Cohesive Subgraphs in Hypergraphs: The (k, g) -core Approach. In *Proceedings of the 32nd ACM International Conference on Information and Knowledge Management*. 4013–4017.
- [17] Junghoon Kim, Tao Guo, Kaiyu Feng, Gao Cong, Arijit Khan, and Farhana M Choudhury. 2020. Densely connected user community and location cluster search in location-based social networks. In *Proceedings of the 2020 ACM SIGMOD international conference on management of data*. 2199–2209.
- [18] Jihoon Ko, Yunbum Kook, and Kijung Shin. 2022. Growth patterns and models of real-world hypergraphs. *Knowledge and Information Systems* (2022), 2883–2920.
- [19] Tarun Kumar, K Darwin, Srinivasan Parthasarathy, and Balaraman Ravindran. 2020. HPR: Hyperedge prediction using resource allocation. In *Proceedings of the 12th ACM conference on web science*. 135–143.
- [20] Ming Leng, Lingyu Sun, Ji-nian Bian, and Yuchun Ma. 2013. An $o(m)$ algorithm for cores decomposition of undirected hypergraph. *Journal of Chinese Computer Systems* (2013), 2568–2573.
- [21] Stratis Limnios, George Dasoulas, Dimitrios M Thilikos, and Michalis Vazirgianis. 2021. Hcore-init: Neural network initialization based on graph degeneracy. In *2020 25th International Conference on Pattern Recognition (ICPR)*. IEEE, 5852–5858.
- [22] Boge Liu, Long Yuan, Xuemin Lin, Lu Qin, Wenjie Zhang, and Jingren Zhou. 2019. Efficient (α, β) -core computation: An index-based approach. In *The World Wide Web Conference*. 1130–1141.
- [23] Boge Liu, Fan Zhang, Wenjie Zhang, Xuemin Lin, and Ying Zhang. 2021. Efficient community search with size constraint. In *2021 IEEE 37th International Conference on Data Engineering (ICDE)*. IEEE, 97–108.
- [24] Dandan Liu, Run-An Wang, Zhaonian Zou, and Xin Huang. 2024. Fast Multilayer Core Decomposition and Indexing. In *2024 IEEE 40th international conference on data engineering (ICDE)*. IEEE, 2695–2708.
- [25] Rodica Ioana Lung, Noémi Gaskó, and Mihai Alexandru Suciu. 2018. A hypergraph model for representing scientific output. *Scientometrics* (2018), 1361–1379.
- [26] Shashank Pandit, Duen Horng Chau, Samuel Wang, and Christos Faloutsos. 2007. Netprobe: a fast and scalable system for fraud detection in online auction networks. In *Proceedings of the 16th international conference on World Wide Web*. 201–210.
- [27] Mauro Sozio and Aristides Gionis. 2010. The community-search problem and how to plan a successful cocktail party. In *Proceedings of the 16th ACM SIGKDD international conference on Knowledge discovery and data mining*. 939–948.
- [28] Xin Xia, Hongzhi Yin, Junliang Yu, Qinyong Wang, Lizhen Cui, and Xiangliang Zhang. 2021. Self-supervised hypergraph convolutional networks for session-based recommendation. In *Proceedings of the AAAI conference on artificial intelligence*. 4503–4511.
- [29] Kai Yao and Lijun Chang. 2021. Efficient size-bounded community search over large networks. *Proceedings of the VLDB Endowment* (2021), 1441–1453.
- [30] Chen Zhang, Fan Zhang, Wenjie Zhang, Boge Liu, Ying Zhang, Lu Qin, and Xuemin Lin. 2020. Exploring finer granularity within the cores: Efficient (k, p) -core computation. In *2020 IEEE 36th International Conference on Data Engineering (ICDE)*. IEEE, 181–192.

A DETAILED ALGORITHM DESCRIPTION

A.1 Naïve Indexing Tree Construction

Algorithm 1 presents the enumeration process for Naïve approach, where k is iteratively increased for a fixed value of g to find the corresponding (k, g) -cores. If the number of remaining nodes falls below k , no further (k, g) -cores can be obtained for that g , and the search terminates (Lines 3-4). Otherwise, the algorithm continues to search for the (k, g) -core using a peeling method (Lines 5-11). Once identified, the (k, g) -cores are stored (Lines 12-14). The algorithm ultimately returns a set of (k, g) -cores for the given value of g .

Algorithm 1: enum: Enum (k, g) -cores by fixing g

Input: Hypergraph $G = (V, E)$, parameter g
Output: $\{(k, g)\text{-core} \mid k \geq 1 \text{ and } (k, g)\text{-core} \neq \emptyset\}$

```

1  $H \leftarrow V, S \leftarrow \emptyset;$ 
2 for  $k' \leftarrow 1$  to  $|V|$  do
3   if  $|H| \leq k$  then
4     break;
5   while true do
6      $\text{changed} \leftarrow \text{false};$ 
7     foreach  $v \in H$  do
8        $N(v) \leftarrow \{(w, c(v, w)) \mid w \in V, \text{ and } c(v, w) \geq g\};$ 
9       if  $|N(v)| < k'$  then
10         $H \leftarrow H \setminus \{v\};$ 
11         $\text{changed} \leftarrow \text{true};$ 
12      if  $\text{changed} = \text{false}$  then
13         $S.\text{add}(H);$ 
14        break;
15 return  $S$ 

```

Algorithm 2: Naïve indexing tree construction

Input: Hypergraph $G = (V, E)$
Output: Indexing tree T

```

1  $T \leftarrow \text{treeInit}(), k' \leftarrow 1;$ 
2 for  $g' \leftarrow 1$  to  $|E|$  do
3    $S \leftarrow \text{enum}(G, g');$ 
4   if  $|S| = \emptyset$  then
5     break;
6   for  $s \in S$  do
7      $\text{insertLeafNode}(T, k'++, g', s);$ 
8 return  $T$ 

```

Algorithm description. In Algorithm 2, the Naïve indexing tree construction procedure is described. As the first step, it initialises the tree structure (Line 1). Then, for each increment in g' , it computes all (k, g') -cores (Lines 2-3), as described in Algorithm 1. If the enumeration result is non-empty, we increment k' and store the (k', g') -core in the corresponding (k', g') -leaf node (Lines 6-7).

A.2 Horizontal Localitybased Indexing**Algorithm 3:** enum_h: Enum shell structures by fixing g

Input: Hypergraph $G = (V, E)$, parameter g
Output: $\{(k, g)\text{-core} \mid k \geq 1 \text{ and } (k, g)\text{-core} \neq \emptyset\}$

```

1  $\text{prev} \leftarrow \emptyset;$ 
2  $\text{/* Lines 1-4 in Algorithm 1 */}$ 
3  $\text{/* Lines 5-11 in Algorithm 1 */}$ 
4 if  $\text{changed} = \text{false}$  then
5   if  $\text{prev} \neq \emptyset$  then
6      $S.\text{add}(\text{prev} \setminus H);$ 
7      $\text{prev} \leftarrow H;$ 
8     break;
9 if  $\text{prev} \neq \emptyset$  then
10   $S.\text{add}(\text{prev});$ 
11 return  $S$ 

```

The enumeration process for LSE^H indexing tree construction is presented in Algorithm 3. This process is similar to Algorithm 1, but

it includes an additional step to handle redundancies between consecutive (k, g) -cores, such as the (k', g') -core and the $(k' + 1, g')$ -core (Lines 13-15). This approach effectively avoids storing duplicate nodes for the same g' value.

Algorithm 4: Horizontal Localitybased indexing

Input: Hypergraph $G = (V, E)$
Output: Indexing tree T

```

1  $\text{/* Lines 1-2 in Algorithm 2 */}$ 
2  $S \leftarrow \text{enum}_h(G, g');$ 
3  $\text{/* Lines 3-5 in Algorithm 2 */}$ 
4  $\text{prev} \leftarrow \emptyset;$ 
5 for  $s \in S$  do
6    $u \leftarrow \text{insertLeafNode}(T, k'++, g', s);$ 
7   if  $\text{prev} \neq \emptyset$  then
8      $\text{prev.next} \leftarrow u;$ 
9    $\text{prev} \leftarrow u;$ 
10 return  $T$ 

```

Algorithm description. The construction process for the LSE^H indexing tree is presented in Algorithm 4. This process involves enumerating the shell structure for each value of g (Line 3) and storing it along with a next link that points to the subsequent leaf node (Lines 9-11).

A.3 Vertical Localitybased Indexing**Algorithm 5:** Vertical Localitybased indexing

Input: Hypergraph $G = (V, E)$
Output: indexing tree T

```

 $\text{/* Lines 1-12 in Algorithm 4 */}$ 
13 for  $g \leftarrow 1$  to  $g^* - 1$  do
14   for  $k \leftarrow 1$  to  $k_{(g+1)}^*$  do
15      $\text{Leaf}(k, g - 1).\text{jump} \leftarrow \text{Leaf}(k, g);$ 
16      $s \leftarrow \text{Leaf}(k, g - 1) \setminus \text{Leaf}(k, g);$ 
17      $\text{updateLeafNode}(T, k, g - 1, s);$ 
18 return  $T$ 

```

Algorithm description. The process for constructing the LSE^{HV} indexing tree is described in Algorithm 5. It builds upon the LSE^H indexing tree (Lines 1-12) by identifying adjacent leaf nodes, such as (k', g') -leaf and $(k', g' + 1)$ -leaf nodes, and establishing jump links between them (Lines 13-15). Additionally, it removes redundant nodes between these connected leaf nodes (Lines 16-17).

A.4 Diagonal Locality-based Indexing

Algorithm description. Algorithm 6 presents the construction of the LSE^{HVD} indexing tree. The process starts by building the LSE^{HV} indexing tree (Lines 1-17). Then, beginning from the $(1, 1)$ -leaf node, it checks for diagonal adjacency between nodes. If adjacent leaf nodes are found (e.g., between the $(k' + 1, g')$ -leaf node and the $(k', g' + 1)$ -leaf node), redundancies between them are stored at depth 1 at their intersection point (e.g., the $(k' + 1, g' + 1)$ -leaf node). If no leaf node exists at this intersection, a new one is created, and

Algorithm 6: Diagonal Localitybased indexing

```

Input: Hypergraph  $G = (V, E)$ 
Output: indexing tree  $T$ 
/* Lines 1–17 in Algorithm 5 */
18  $A \leftarrow \emptyset$ ;
19 for  $g \leftarrow 1$  to  $g^*$  do
20    $cur \leftarrow \text{Leaf}(1, g)$ ;
21   while  $cur.next$  do
22     if  $\text{exist}(\text{Leaf}(k, g+1)) \ \& \ \text{exist}(\text{Leaf}(k+1, g))$ 
23       then
24          $cj \leftarrow cur.jump$ ;
25          $cn \leftarrow cur.next$ ;
26          $I \leftarrow cj \cap cn$ ;
27         if  $\text{exist}(\text{diagonal}(cur))$  then
28            $A \leftarrow \text{Leaf}(k+1, g+1)$ ;
29         else
30            $A \leftarrow \text{emptyLeaf}()$ ;
31            $h.jump, j.next \leftarrow A$ ;
32            $A.put(\text{makeAux}(d=1, I))$ ;
33            $cn.removeAll(I)$ ;
34           for  $d' \in \text{dep}(\text{Aux}(cn)) \cap \text{dep}(\text{Aux}(cj))$  do
35              $I' \leftarrow \text{Aux}(cn).get(d') \cap \text{Aux}(cj).get(d')$ ;
36              $A.put(\text{makeAux}(d=d'+1, I'))$ ;
37              $\text{Aux}(cn).get(d').removeAll(I')$ ;
38            $cn.removeAll(\text{Aux}(cn.next).get(1))$ ;
39         else
40           while  $\text{exist}(cn.next)$  do
41             for  $d' \in \text{dep}(\text{Aux}(cn))$  do
42                $s \leftarrow \text{Aux}(cn).get(d') \setminus$ 
43                  $\text{Aux}(cn.next).get(d'+1)$ ;
44                $\text{Aux}(cn).get(d').removeAll(s)$ ;
45              $cn \leftarrow cn.next$ ;
46          $cn \leftarrow cn.next$ ;
47 return  $T$ 

```

the duplicate nodes are handled there (Lines 22–31). The algorithm then removes the duplicates from the subsequent leaf nodes of the current leaf node. Redundant nodes at the same depth between two diagonally adjacent auxiliary nodes are also processed (Lines 32–36). Finally, any remaining redundancies between leaf nodes and their corresponding auxiliary nodes are removed (Line 37). If no further diagonally placed nodes exist, the algorithm traverses the next links for the current g value to eliminate redundancies between auxiliary nodes (Lines 39–43).

B PROOFS

B.1 Proof for Lemma 1

The existence of a node y in a (k, g) -leaf node implies that the k -coreness of the node is g , and simultaneously, its g -coreness is k . However, if the same node y also exists in the (k, g) -aux node, it implies that the k -coreness of y is less than g , or its g -coreness is less than k . It is contradictory to the conditions for belonging to the (k, g) -leaf node. Therefore, it is not possible for a node to coexist in both a (k, g) -leaf node and its corresponding (k, g) -aux node.

Table 3: Real-world dataset

Dataset	$ V $	$ E $	$\mu(N(\cdot))$	k^*	g^*
Contact [2]	242	12,704	68.74	47	54
Congress [4]	1,718	83,105	494.68	368	1003
Enron [2]	4,423	5,734	25.35	40	392
Meetup [2]	24,115	11,027	65.27	121	250
Trivago [7]	172,738	233,202	12.68	84	63
DBLP[2]	1,836,596	2,170,260	9.05	279	221
Aminer[2]	27,850,748	17,120,546	8.38	610	730

B.2 Proof for Theorem 1

Let suppose that in a (k, g) -aux node of the LSE^{HVD} indexing tree, where $k > 1$ and $g > 1$, there exist sets of corresponding nodes at depths d' and d'' , and a node y appears in both sets. For simplicity, we assume $d' < d''$. First, consider the existence of node y at depth d'' . This necessitates its existence in the leaf nodes $(k - d'', g)$ -leaf node, $(k - (d'' - 1), g - 1)$ -leaf, \dots , $(k, g - d'')$ -leaf node. Consequently, node y must also be present in the auxiliary nodes $(k - d^*, g)$ -aux, $(k - (d^* - 1), g - 1)$ -aux, \dots , $(k, g - d^*)$ -aux where $d^* = d'' - 1$. Since node y is in (k, g) -aux, it indicates that node y is iteratively appeared in all the intermediate auxiliary nodes, and finally compressed in (k, g) -aux. Since node y is at depth d' of (k, g) -core, it indicates that node y appears in the auxiliary nodes $(k - d', g)$ -leaf node, $(k - (d' - 1), g - 1)$ -leaf node, \dots , $(k, g - d')$ -leaf node. This is contradictory because node y cannot appear at (k, g) -leaf node and (k, g) -aux node simultaneously as we have checked in Lemma 1. Thus, it is proven that in a (k, g) -aux node, there cannot be a pair of corresponding nodes at different depths containing duplicate nodes.

C DATASET

To evaluate the performance of our algorithm, we used seven datasets, including communication networks, co-authorship networks, and event participation networks. The statistics of the dataset are shown in Table 3, where $\mu(N(\cdot))$ is the average neighbour size and k^* , g^* denote the maximum k and g values. Note that all the datasets are publicly available.

D MEMORY-EFFICIENT PEELING ALGORITHM FOR (k, g) -CORE.

The peeling algorithm in [16] identifies the (k, g) -core in hypergraphs through two main steps: (1) creating a map that counts co-occurrences of neighbouring nodes, and (2) using this map to perform the peeling procedure. Although computing all neighbours in advance can improve speed, e.g., $O(|V|^2|E|)$, it leads to a “size inflation” problem [15], which contradicts the efficiency goals of [16]. As a result, the approach consumes excessive memory, making it impractical for large datasets like *Aminer*, which we used in our experiments. To handle the limitation of the existing approach, we devise a new (k, g) -core peeling algorithm that avoids the initial neighbour computation. The pseudo description of our modified algorithm is presented in Algorithm 7.

Compared to the previous (k, g) -core peeling algorithm in [16], which requires $O(|V|^2)$ space, our memory-efficient algorithm reduces space usage to $O(|V|)$ by iteratively computing co-occurrence

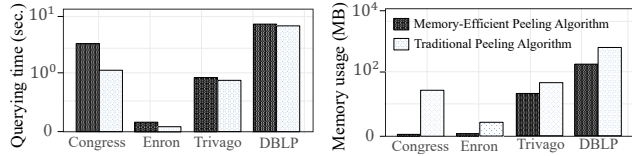
Algorithm 7: Memory-efficient algorithm for (k, g) -core

```

Input: Hypergraph  $G = (V, E)$ , parameters  $k$  and  $g$ 
Output: The  $(k, g)$ -core of  $G$ 
1 changed  $\leftarrow$  true;
2  $H \leftarrow V$ ;
3 while changed do
4   changed  $\leftarrow$  false;
5   foreach  $v \in H$  do
6      $N(v) \leftarrow \{(w, c(v, w)) \mid w \in V, \text{ and } c(v, w) \geq g\}$ ;
7     if  $|N(v)| < k$  then
8       changed  $\leftarrow$  true;
9        $H \leftarrow H \setminus \{v\}$ ;
10 return  $H$ 

```

counts (Lines 5-9). However, this comes at the cost of increased time complexity, rising to $O(|V|^3|E|)$ due to repeated neighbour computations. Despite this higher time complexity, our experiments show that the actual running time is not significantly different.



(a) Querying time comparison (b) Memory usage comparison
Figure 11: Comparison with peeling algorithm [16]

Figure 11 compares the performance of both algorithms across various real-world datasets, evaluating both querying time and memory efficiency. We used the same settings as in EQ3 of Section 5 to select appropriate k and g values.

As shown in Figure 11a, the querying times of both algorithms are nearly identical, with our memory-efficient algorithm. In terms of memory efficiency, our algorithm consistently uses less memory. These results demonstrate the effectiveness and practicality of our new algorithm for large-scale hypergraphs.

E ADDITIONAL INFORMATION

E.1 Leaf Node Size Distribution

To gain insights into the hierarchical structure of (k, g) -cores and to understand the impact of compression techniques on node distribution, we analyse the size distribution of leaf nodes in the indexing trees. Figure 12 presents the node distributions for each indexing tree in *Contact* dataset. In the *Naïve* indexing tree, we observe that leaf nodes with relatively lower g values tend to have larger sizes. This suggests a concentration of nodes in these lower-order cores. However, in the case of LSE^H indexing, there is a notable reduction in duplicate nodes. Despite this reduction, a significant number of large-sized leaf nodes still exist, especially in the central part of the indexing tree. Further processing of the LSE^{HV} and LSE^{HVD} techniques leads to an even more substantial reduction in duplicate nodes. As a result, only a few leaf nodes, particularly those with higher k and g values, exhibit relatively large sizes. This trend indicates a clear pattern: as the indexing procedure progresses, nodes tend to converge towards leaf nodes with higher k and g values. This convergence is indicative of the hierarchical nature of (k, g) -cores

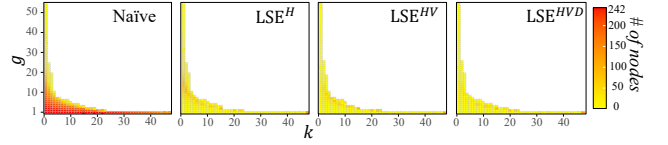


Figure 12: Distributions of nodes for each indexing tree

and points out the efficiency of our indexing techniques in organising and revealing this structure.

E.2 Basic Statistics of the Indexing Tree

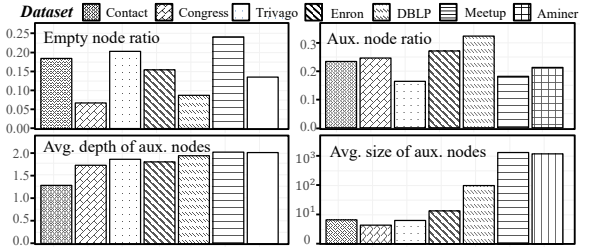


Figure 13: Leaf & aux node statistics

Figure 13 presents various statistics on leaf and auxiliary (aux) nodes, offering a detailed analysis of the *Diagonal* indexing tree structure. The proportion of empty leaf nodes to the total number of leaf nodes, which reduces duplication among linked nodes, reflects the strength of the locality within the dataset. Additionally, the ratio of aux nodes to the total number of leaf nodes, which is close to or even exceeds 20% in most datasets, indicates a high intensity of diagonal locality among many (k, g) -cores, pointing out the rationale of *Diagonal*. The average depth of these auxiliary nodes mostly approaches 2, suggesting that the auxiliary nodes handle diagonal localities consecutively over two iterations. Lastly, the average size of aux nodes tends to be proportional to the size of the datasets. These findings point out the scalability and efficiency of the *Diagonal* indexing tree in handling large and complex hypergraphs.

F RELATED WORK

We discuss related work on cohesive subgraph discovery in hypergraphs and index-based cohesive subgraph discovery in networks.

F.1 Cohesive Subgraphs Discovery in Hypergraphs

Cohesive subhypergraph discovery has been an active research area, focusing on identifying tightly connected substructures within hypergraphs. Early models, such as the (k, l) -hypercore [21] defined a maximal cohesive subgraph where each node has at least k degree and each hyperedge includes at least l nodes, ensuring node density and edge-richness. To enhance adaptability, the (k, t) -hypercore [5] was introduced, requiring each node to have at least k degree and each hyperedge to contain a certain proportion t of nodes, offering more flexibility in defining cohesive subgraph structure. Another significant model, the (k, d) -core [2], focuses on creating a maximal strongly induced subhypergraph, which is a subhypergraph composed of original hyperedges entirely contained within given nodes [3, 9]. In this model, each node has at least k neighbours and is connected to d edges. Unlike these models, the (k, g) -core,

Table 4: Summary of the algorithms

Algorithms	Querying efficiency		Space efficiency		Value of (k, g) -leaf	Links		Aux
Naiïve	★★★★★	$O(1)$	★	$O(k^* \cdot g^* \cdot V)$	(k, g) -core	No link		×
LSE ^H	★★★★	$O(k^* \cdot V)$	★★★	$O(g^* \cdot V)$	Nodes with same g -coreness	Next link		×
LSE ^{HV}	★★★	$O(k^* \cdot g^* \cdot V)$	★★★★	$O(g^* \cdot V)$	Nodes with same k, g -coreness	Next link	Jump link	×
LSE ^{HVD}	★★★	$O(k^* \cdot g^* \cdot V)$	★★★★★	$O(g^* \cdot V)$	Aux : diagonally adjacent common nodes Leaf: LSE ^{HV} (k, g) -leaf \ Aux	Next link	Jump link	○

recently proposed, considers both the neighbours of a node and their co-occurrences, potentially identifying a more densely cohesive subgraph. This model allows for a more comprehensive understanding of a core structure within a hypergraph.

F.2 Index-based Cohesive Subgraph Discovery

In this section, we discuss various index-based cohesive subgraph models. While index-based cohesive subgraph discovery has been extensively studied in various networks, it has not yet been explored in the context of hypergraphs. For the (k, p) -core [30] in simple networks, array-based indexing structures have been proposed to efficiently retrieve (k, p) -core queries in a reasonable time. In directed graphs, tabular-shaped indices are used to find the (k, l) -core [11]. The (α, β) -core [10], another cohesive subgraph model specific to bipartite graphs, is managed effectively using the Bi-core index structure introduced by Liu et al. [22]. This structure employs tree-based indexing to maintain results and facilitate query processing. In multi-layered graphs, a k -core index utilising lattice and tree structures has been recently introduced [24], allowing efficient query processing with parallel core computing. These advancements across various

graph types demonstrate the ongoing efforts to improve cohesive subgraph discovery and querying efficiency. While hypergraphs can be modelled as traditional networks such as simple or bipartite graphs, existing models are limited to effectively capture the neighbour structure of hypergraphs. This limitation presents the rationale for designing a new approach to handle hypergraph structures.

G SUMMARY OF ALGORITHMS

Each index indexing technique is designed to minimise memory usage while ensuring efficient query processing. Table 4 provides an efficiency analysis of the algorithms, including their time and space complexities. The table also details the leaf node structures, types of links, and the presence of auxiliary (aux) nodes for each algorithm. We use a star notation (★) to indicate efficiency levels, where a higher number of stars represents greater efficiency. The table highlights a clear trade-off between query processing efficiency and space efficiency. Note that even with identical complexity, the actual performance can vary significantly, as complexity analysis considers extreme scenarios that may not fully reflect the characteristics of real-world hypergraphs.