

An edge crack and a crack close to the vertex of a wedge

Y.A. Antipov

Department of Mathematics, Louisiana State University
Baton Rouge LA 70803, U.S.A.
yantipov@lsu.edu

Abstract

Two model problems of an elastic wedge with an internal and edge crack are analyzed. The problem of an internal crack reduces to an order-4 vector Riemann-Hilbert problem whose matrix kernel entries are meromorphic functions and have exponential factors. When the internal crack is located along one of the wedge sides, an efficient method of solution is proposed. It requires a factorization of the order-2 matrix coefficient associated with the corresponding problem of an edge crack and the solution of an infinite system of linear algebraic system with an exponential rate of convergence of an approximate solution to the exact one. The order-2 Khrapkov's factorization is modified by splitting the matrix kernel into a scalar dominant function and a "regular" matrix whose factorization is more convenient for numerical purposes. Expressions for the stress intensity coefficients and the potential energy released when the crack advances are derived. Asymptotic relations for the stress intensity coefficients and the potential energy when one of the crack tips is close the wedge vertex are obtained.

1 Introduction

The study of the effects of a crack in a half-plane and a wedge has a long history. The vast majority of the investigations concern the model problems of an edge crack located either in a half-plane and orthogonal to its boundary or in a wedge and lying on it bisector. Both analytical and numerical solutions for these particular cases are available in the literature. First solutions and expressions for the stress intensity factor for the model problem of an edge slit in a half-plane orthogonal to its boundary were recovered [16], [12], [8], [7] by using different approximate techniques. Koiter [16] reduced the model to a Wiener-Hopf problem and solved it approximately by factorizing not the kernel but a function that approximates it. Later [17] he recovered an exact formula for the stress intensity factor. The first exact solution to this model problem of an edge crack was obtained by Wigglesworth [20] by reducing the problem to a Wiener-Hopf equation different from [16] and factorizing the kernel exactly by means of infinite products. Exact representations of the stress and displacement fields were found [10] by applying the method [16] and factorizing the kernel in terms of generalized factorial functions.

The problem of an edge crack along the bisector of a wedge is also solvable by quadratures. Bantsuri [6] used a conformal map and the Muskhelishvili method to transform the wedge with an edge slit along the bisector into a strip cut along the negative semi-axis, derived a scalar Riemann-Hilbert problem and solved it by means of the Cauchy integrals. Khrapkov [13] constructed an exact solution to the same problem by applying the Mellin transform to the governing boundary value problem of the model and solving the associated Riemann-Hilbert problem different from [6]. The problem of an edge symmetric slit in a wedge was solved [19] by perturbing the exact solution [20] for a half-plane, reducing the problem to a Fredholm integral equation and solving it approximately. An asymptotic solution for large $\mu = 1/\log\frac{b}{a}$, that is when the internal symmetric crack $\{a < r < b, \theta = 0\}$ is far from the vertex $r = 0$ of a wedge, was found in [18].

If the wedge sides are free of traction and the edge crack is not on the wedge bisector, then the problem reduces to an order-2 vector Riemann-Hilbert problem. In general, for an arbitrary wedge angle, the corresponding matrix of the problem cannot be factorized by quadratures by methods available in the literature, and the exact solution cannot be recovered. However, in three particular nonsymmetric cases [14], exact solutions may be determined. These cases are: (i) the wedge consists of a half-plane $\{-\pi < \theta < 0\}$ and a wedge $\{0 < \theta < \alpha\}$, while the edge crack is located in the segment $\{0 < r < b, \theta = 0\}$, (ii) the wedge is a half-plane, while the edge crack forms with the boundary an arbitrary angle $\alpha \in (0, \pi)$, and (iii) the wedge is the whole plane cut along the ray $\{0 < r < \infty, \theta = \pi\}$ and a finite segment $\{0 < r < b, \theta = \alpha \in (0, \pi)\}$. Khrapkov [14] proposed a powerful method of efficient factorization of the corresponding matrix coefficient and derived closed-form solutions to these three model problems including expressions for the weight matrices for the stress intensity factors by quadratures and in a series form. For computations, the first two terms of the expansions were recovered, tabulated and proposed to be used for computations.

The main goal of this paper to study (1) the model problem of an internal crack $\{a < r < b, \theta = 0\}$ in a wedge $\{0 < r < \infty, -\alpha_1 < \theta < \alpha_2\}$ when the crack is close to the vertex of the wedge and (2) the limit case $a = 0$ when it becomes an edge crack. In the former case the problem reduces to an order-4 vector Riemann-Hilbert problem whose entries are meromorphic functions and some of them have exponential factors. For its solution we advance the method proposed in [1] for an order-2 vector Riemann-Hilbert problem associated with the classical problem of an annulus-shaped stamp and later applied to different models [2], [3], [4], [5] arising in fracture, contact, and penetration mechanics. An iterative method for factorization of triangular matrices with exponential factors was proposed in [15].

In Section 2 we state the problem of an internal crack in a wedge. We show that it is equivalent to an order-4 vector Riemann-Hilbert problem in Section 3. In Section 4 and 5 we deal with a wedge $\{-\pi < \theta < \alpha\}$, $\alpha \in (0, \pi)$. Since a building block of the solution procedure requires a factorization of the 2×2 matrix associated with the limit case $a = 0$, in Section 4 we revisit the first Khrapkov model problem of an edge crack in a wedge along one of the sides, namely $\{0 < r < b, \theta = 0\}$. We also modify the original Khrapkov scheme by splitting the matrix coefficient into a dominant scalar responsible for the proper singular behavior of the stresses at the crack tip $r = b$ and a “regular” matrix whose factorization becomes more convenient for numerical purposes. In this section we derive the weight matrix for the stress intensity factors and consider two cases of loading. The first case is standard in such fracture problems: the normal and tangential loads are constants. For the second case we consider first the associated singular problem of elasticity for a wedge without a crack. It is known [9] that if the wedge angle is in the range $(\pi, 2\pi)$ and the wedge sides are free of traction, then there is an eigen-solution that decays at infinity as $r^{\mu-1}$, $\mu \in (0, 1)$. We study the model problem for a wedge and an edge crack with wedge and crack faces being free of traction when at infinity the eigen-solution is applied. In Section 5 we assume that the crack is internal. We derive an analytical solution to the problem whose representation formulas possess some quadratures (Cauchy integrals) and exponentially convergent series whose coefficients are recovered by solving infinite systems of linear algebraic equations of the second kind. The rate of convergence of an approximate solution to the exact solution is exponential. We derive the stress intensity factors $K^\pm = (K_I^\pm, K_{II}^\pm)$ at the crack tips a and b , respectively, and show that the factors at the crack tip $a = 0$ behave as

$$K^- \sim -\frac{1}{\sqrt{\delta} \log \delta} Q K_0^+, \quad \delta = \frac{a}{b} \rightarrow 0, \quad (1.1)$$

where Q is a matrix that depends on the wedge angle and independent of the loads, and K_0^+ is the vector whose entries are the stress intensity factors at the tip b when $a = 0$. We also determine the potential energy released when the one of the crack tips advances and the second end is fixed.

In Section 6 we show that even in the general case, when a crack $\{a < r < b, \theta = 0\}$ is in a wedge $\{0 < r < \infty, -\alpha_1 < \theta < \alpha_2\}$, formula (1.1) is valid. However, in contrast to the model analyzed in Section 5, when the matrix Q is reconstructed in an explicit form, in the general case the matrix Q is expressed through implicitly defined factorization factor-matrices. What is common is that, as in Section 5, it is independent of the loads. In Section 7 we analyze the model of an internal crack orthogonal to the boundary of a half-plane. In this particular case, the formulas are simplified since the governing Riemann-Hilbert problem is an order-2 problem and instead of matrix factorization one needs to factorize a scalar function only. We modify the solution we obtained earlier [2] and in addition, determine the potential energy for any values of a including the case $a \rightarrow 0$.

2 Formulation

We consider the plane problem of an elastic wedge $W = \{0 < r < \infty, -\alpha_2 < \theta < \alpha_1\}$, $0 < \alpha_j < \pi$, whose boundary is free of traction

$$\begin{aligned} \sigma_\theta = 0, \quad \tau_{r\theta} = 0, \quad \theta = -\alpha_2, \quad 0 < r < \infty, \\ \sigma_\theta = 0, \quad \tau_{r\theta} = 0, \quad \theta = \alpha_1, \quad 0 < r < \infty, \end{aligned} \quad (2.1)$$

The wedge W is perturbed by the presence of a plane crack $\{a < r < b, \theta = 0^\pm\}$ whose faces are subject to the loads

$$\sigma_\theta = -p_\theta(r), \quad \tau_{r\theta} = -p_{r\theta}(r), \quad \theta = 0^\pm, \quad a < r < b. \quad (2.2)$$

The functions p_r and $p_{r\theta}$ are integrable on the interval (a, b) , and the stresses σ_θ and $\tau_{r\theta}$ vanish at infinity as r^{-1} . We confine ourselves to considering the plane stress conditions. In the plane strain case, the Young modulus E and the Poisson ratio ν are to be replaced by $E_1 = E/(1 - \nu^2)$ and $\nu_1 = \nu/(1 - \nu^2)$. The displacements are discontinuous through the crack faces, and we denote by

$$\begin{aligned} \frac{1}{E}\chi_1(r) &= \frac{\partial u_\theta(r, 0^-)}{\partial r} - \frac{\partial u_\theta(r, 0^+)}{\partial r}, \\ \frac{1}{E}\chi_2(r) &= \frac{\partial u_r(r, 0^-)}{\partial r} - \frac{\partial u_r(r, 0^+)}{\partial r} \end{aligned} \quad (2.3)$$

the jumps of their tangential derivatives which are unknown on the segment (a, b) and vanish if $r < a$ or $r > b$. Due to their definition the functions $\chi_1(r)$ and $\chi_2(r)$ have to meet the conditions

$$\int_a^b \chi_1(r) dr = 0, \quad \int_a^b \chi_2(r) dr = 0. \quad (2.4)$$

In the wedge W , the stresses satisfy the equilibrium equations

$$\begin{aligned} r \frac{\partial \sigma_r}{\partial r} + \frac{\partial \tau_{r\theta}}{\partial \theta} + \sigma_r - \sigma_\theta = 0, \\ \frac{\partial \sigma_\theta}{\partial \theta} + r \frac{\partial \tau_{r\theta}}{\partial r} + 2\tau_{r\theta} = 0, \end{aligned} \quad (2.5)$$

and the compatibility condition

$$\Delta(\sigma_r + \sigma_\theta) = 0. \quad (2.6)$$

3 Order-4 vector Riemann-Hilbert problem

It is convenient to apply the Mellin transform

$$(\sigma_\theta^s, \tau_{r\theta}^s, \eta_\theta^s, \eta_r^s)(\theta) = \int_0^\infty \left(\sigma_\theta, \tau_{r\theta}, E \frac{\partial u_\theta}{\partial r}, E \frac{\partial u_r}{\partial r} \right) (r, \theta) r^s dr \quad (3.1)$$

to equations (2.5) and (2.6) in the wedges $-\alpha_2 < \theta < 0$ and $0 < \theta < \alpha_1$ separately. The resulting one-dimensional system of equations yields the following relations between the vectors $\sigma^s = (\sigma_\theta^s, \tau_{r\theta}^s)$ and $\eta^s = (\eta_\theta^s, \eta_r^s)$ on the line $\theta = 0$ [14]:

$$\begin{aligned} \eta^s(0^-) &= \frac{H(s, -\alpha_2)}{d(s, -\alpha_2)} \sigma^s(0), & \eta^s(0^+) &= \frac{H(s, \alpha_1)}{d(s, \alpha_1)} \sigma^s(0), \\ s \in \Omega &= \{\operatorname{Re} s = \omega, -\infty < \operatorname{Im} s < \infty\}, & \omega &\in \left(-\frac{1}{2}, 0\right), \end{aligned} \quad (3.2)$$

where $H(s, \theta)$ is the matrix given by

$$H(s, \theta) = \begin{pmatrix} \sin 2\theta s + s \sin 2\theta & 2s(s-1) \sin^2 \theta - (1-\nu)d(s, \theta) \\ -2s(s+1) \sin^2 \theta + (1-\nu)d(s, \theta) & \sin 2\theta s - s \sin 2\theta \end{pmatrix}, \quad (3.3)$$

and

$$d(s, \theta) = s^2 \sin^2 \theta - \sin^2 \theta s. \quad (3.4)$$

Aiming to derive a vector Riemann-Hilbert problem we subtract the expression for $\eta^s(0^+)$ in (3.2) from the one for $\eta^s(0^-)$ and deduce

$$\chi^c(0) = G(s) \sigma^s(0), \quad s \in \Omega, \quad (3.5)$$

where $\chi^s(0) = \eta^s(0^-) - \eta^s(0^+)$, and the entries $G_{jk}(s)$ of the matrix $G(s)$ have the form

$$\begin{aligned} G_{jj}(s) &= -\frac{\sin 2\alpha_1 s - (-1)^j s \sin 2\alpha_1}{d(s, \alpha_1)} - \frac{\sin 2\alpha_2 s - (-1)^j s \sin 2\alpha_2}{d(s, \alpha_2)}, \\ G_{j3-j}(s) &= 2s[(-1)^{j-1} s - 1] \left[-\frac{\sin^2 \alpha_1}{d(s, \alpha_1)} + \frac{\sin^2 \alpha_2}{d(s, \alpha_2)} \right], \quad j = 1, 2. \end{aligned} \quad (3.6)$$

To clarify the analytic properties of the vector-functions $\chi^s(0)$ and $\sigma^s(0)$, we represent them as

$$\begin{aligned} \chi^s(0) &= b^{s+1} \chi^-(s) = b^{s+1} \delta^{s+1} \chi^+(s), \quad \delta = \frac{a}{b} \in (0, 1), \\ \sigma^s(0) &= b^{s+1} [\delta^{s+1} \sigma^-(s) + g^-(s) + \sigma^+(s)], \end{aligned} \quad (3.7)$$

where $g^-(s)$ is the only one vector-function in (3.7) that is known. It is expressed through the Mellin transforms of the loads applied to the crack faces

$$g^-(s)(s) = \delta^{s+1} g^+(s), \quad g^-(s) = \int_\delta^1 \sigma(br) r^s dr, \quad g^+(s) = \int_1^{1/\delta} \sigma(ar) r^s dr. \quad (3.8)$$

The integral representations of the unknown vector-functions in (3.7) are

$$\begin{aligned} \chi^-(s) &= \int_\delta^1 \chi(br) r^s dr, & \chi^+(s) &= \int_1^{1/\delta} \chi(ar) r^s dr, \\ \sigma^-(s) &= \int_0^1 \sigma(ar) r^s dr, & \sigma^+(s) &= \int_1^\infty \sigma(br) r^s dr. \end{aligned} \quad (3.9)$$

Here and further, $\sigma(r) = (\sigma_\theta(r, 0), \tau_{r\theta}(r, 0))$ and $\chi(r) = (\chi_1(r, 0), \chi_2(r))$. The integrals $g^\pm(s)$ and $\chi^\pm(s)$ are entire vector-functions in the complex s -plane and holomorphic everywhere in the half-planes D^\pm , $D^+ = \{\text{Re } s < \omega\}$ and $D^- = \{\text{Re } s > \omega\}$. The integrals $\sigma^-(s)$ and $\sigma^+(s)$ are holomorphic vector-functions in the half-planes D^- and D^+ , respectively. The relations (3.5) and (3.7), when combined, constitute the following vector Riemann-Hilbert problem with a block-triangular matrix coefficient for two pairs of vector-functions:

$$\begin{aligned}\chi^+(s) &= \delta^{-s-1}\chi^-(s), \\ \sigma^+(s) &= [G(s)]^{-1}\chi^-(s) - \delta^{s+1}\sigma^-(s) - g^-(s), \quad s \in \Omega.\end{aligned}\tag{3.10}$$

4 Edge crack in a wedge along one of its sides

We start with a particular case of the problem when first, $a = 0$ that is one of the crack tips coincides with the wedge vertex and second, $\alpha_2 = \pi$ and $\alpha_1 = \alpha \in (0, \pi)$. This means that the crack continues one of the wedge sides.

Due to the first assumption the vector $\sigma^-(s) = 0$. The order-4 vector Riemann-Hilbert is significantly simplified and becomes an order-2 problem

$$\chi^-(t) = G(t)[g^-(t) + \sigma^+(t)], \quad t \in \Omega.\tag{4.1}$$

Here, $\chi^-(s)$ and $\sigma^+(s)$ are unknown vector-functions, while $g^-(s)$ is a prescribed vector. Their integral representations are

$$\chi^-(s) = \int_0^1 \chi(br)r^s dr, \quad \sigma^+(s) = \int_1^\infty \sigma(br)r^s dr, \quad g^-(s) = \int_0^1 \sigma(br)r^s dr,\tag{4.2}$$

and when $0 < r < 1$, $\sigma(br) = (-p_\theta(br), -p_{r\theta}(br))$ describes the load applied to the crack faces. The second assumption simplifies the matrix $G(s)$, and it has the structure [14]

$$G(s) = \begin{pmatrix} b_1(s) + b_2(s)l & b_2(s)m_+(s) \\ b_2(s)m_-(s) & b_1(s) - b_2(s)l \end{pmatrix},\tag{4.3}$$

whose entries are

$$b_1(s) = 2 \cot \pi s - \frac{\sin 2\alpha s}{d(s, \alpha)}, \quad b_2(s) = -\frac{2s \sin \alpha}{d(s, \alpha)}, \quad l = \cos \alpha, \quad m_\pm(s) = (\pm s - 1) \sin \alpha.\tag{4.4}$$

4.1 Exact solution to the order-2 vector Riemann-Hilbert problem

The first step of the solution method is to split the matrix $G(s)$ into a dominant scalar that yields the singularity of the solution at infinity and a ‘‘regular’’ matrix. We have

$$G(s) = 4 \cot \pi s G_0(s),\tag{4.5}$$

where

$$\begin{aligned}G_0(s) &= \begin{pmatrix} b_1^\circ(s) + b_2^\circ(s)l & b_2^\circ(s)m_+(s) \\ b_2^\circ(s)m_-(s) & b_1^\circ(s) - b_2^\circ(s)l \end{pmatrix}, \\ b_1^\circ(s) &= \frac{1}{2} \left(1 - \frac{\tan \pi s \sin 2\alpha s}{2d(s, \alpha)} \right), \quad b_2^\circ(s) = -\frac{s \tan \pi s \sin \alpha}{2d(s, \alpha)}.\end{aligned}\tag{4.6}$$

We factorize the dominant function in terms of the Γ -functions

$$\cot \pi s = \frac{K^+(s)}{K^-(s)}, \quad K^+(s) = -\frac{\Gamma(-s)}{\Gamma(1/2 - s)}, \quad K^-(s) = \frac{\Gamma(1/2 + s)}{\Gamma(1 + s)},\tag{4.7}$$

and apply the Khrapkov factorization [14] for the matrix $G_0(s)$

$$G_0(t) = X^+(t)[X^-(t)]^{-1} = [X^-(t)]^{-1}X^+(t), \quad t \in \Omega, \quad (4.8)$$

where $X^\pm(t) = X(\omega \mp 0 + i\tau)$, $-\infty < \tau < \infty$,

$$\begin{aligned} X(s) &= B(s) \begin{pmatrix} c_+(s) & s_+(s) \\ s_-(s) & c_-(s) \end{pmatrix}, \\ c_\pm(s) &= \cosh[f^{1/2}(s)\beta(s)] \pm \frac{l}{f^{1/2}(s)} \sinh[f^{1/2}(s)\beta(s)], \\ s_\pm(s) &= \frac{m_\pm(s) \sinh[f^{1/2}(s)\beta(s)]}{f^{1/2}(s)}, \quad f(s) = l^2 + m_+(s)m_-(s), \\ B(s) &= \exp \left\{ \frac{1}{4\pi i} \int_\Omega \frac{\log \Delta(t) dt}{t-s} \right\}, \quad \beta(s) = \frac{1}{2\pi i} \int_\Omega \frac{\epsilon(t) dt}{f^{1/2}(t)(t-s)}, \end{aligned} \quad (4.9)$$

the function $\Delta(s)$ is the determinant of the matrix $G_0(s)$, and this function and the function $\epsilon(t)$ are expressed through the eigenvalues λ_1 and λ_2 of the matrix $G_0(t)$

$$\lambda_1(t) = b_1^\circ(t) + b_2^\circ(t)f^{1/2}(t), \quad \lambda_2(t) = b_1^\circ(t) - b_2^\circ(t)f^{1/2}(t), \quad (4.10)$$

as follows:

$$\Delta(s) = \lambda_1(s)\lambda_2(s), \quad \epsilon(t) = \frac{1}{2} \log \frac{\lambda_1(t)}{\lambda_2(t)}. \quad (4.11)$$

The function $f^{1/2}(s) = (1 - s^2 \sin^2 \alpha)^{1/2}$ is a single branch of the two-values function $w^2 = 1 - s^2 \sin^2 \alpha$. The branch is holomorphic in the s -plane cut along the line joining the branch points $-1/\sin \alpha$ and $1/\sin \alpha$ and passing through the infinite point. The factorization formulas in (4.9) are independent of the branch choice.

The meromorphic functions $b_1^\circ(s)$ and $b_2^\circ(s)$ are even. At infinity, $s = \omega + i\tau$, these functions behave as

$$b_1^\circ(s) \sim 1 - 4s^2 \sin^2 \alpha e^{2i\alpha s \operatorname{sgn} \tau}, \quad b_2^\circ(s) \sim -2is \operatorname{sgn} \tau \sin \alpha e^{2i\alpha s \operatorname{sgn} \tau}, \quad \tau \rightarrow \pm\infty. \quad (4.12)$$

They have a removable singularity at the point $s = 0$, and

$$\lambda_j(s) \sim \frac{1}{2} \left(1 + \frac{\pi}{\alpha + (-1)^j \sin \alpha} \right) > 0, \quad s \rightarrow 0. \quad (4.13)$$

It is convenient to shift the contour Ω to the imaginary axis in the integral representations in (4.9) and transform the integrals to the form

$$B(s) = \exp \left\{ -\frac{s}{2\pi} \int_0^\infty \frac{\log \Delta(i\tau) d\tau}{\tau^2 + s^2} \right\}, \quad \beta(s) = -\frac{s}{\pi} \int_0^\infty \frac{\epsilon(i\tau) d\tau}{\sqrt{1 + \tau^2 \sin^2 \alpha} (\tau^2 + s^2)}. \quad (4.14)$$

The functions $\log \Delta(i\tau)$ and $\epsilon(i\tau)$ are bounded at $\tau = 0$. At infinity, they behave as

$$\log \Delta(i\tau) \sim 8\tau^2 \sin^2 \alpha e^{-2\alpha\tau}, \quad \epsilon(i\tau) \sim 2\tau^2 \sin^2 \alpha e^{-2\alpha\tau}, \quad \tau \rightarrow \infty. \quad (4.15)$$

For real s , the integrals (4.14) are real and rapidly converge.

After factorization of the function $\cot \pi s$ and matrix $G_0(s)$ is completed we have

$$K^-(t)X^-(t)\chi^-(t) = 4K^+(t)X^+(t)[\sigma^+(t) + g^-(t)], \quad t \in \Omega. \quad (4.16)$$

The Sokhotski-Plemelj formulas, when applied to the integral

$$\Psi(s) = \frac{1}{2\pi i} \int_{\Omega} \frac{K^+(t)X^+(t)g^-(t)dt}{t-s}, \quad (4.17)$$

represent the vector-function $K^+(t)X^+(t)g^-(t)$ in terms of the limit values of the vector-function $\Psi(s)$ from the left and the right, $\Psi^+(t)$ and $\Psi^-(t)$, respectively,

$$K^+(t)X^+(t)g^-(t) = \Psi^+(t) - \Psi^-(t). \quad (4.18)$$

The continuity principle, analysis of the functions at infinity and the Liouville theorem bring us to exact representation formulas for the problem solution. We obtain

$$\begin{aligned} \chi^-(s) &= -\frac{4}{K^-(s)}[X^-(s)]^{-1}\Psi^-(s), \quad s \in D^-, \\ \sigma^+(s) &= -\frac{1}{K^+(s)}[X^+(s)]^{-1}\Psi^+(s), \quad s \in D^+. \end{aligned} \quad (4.19)$$

4.2 Weight matrix

Introduce the stress intensity factors at the crack tip $r = b$ in the standard way

$$\sigma_{\theta}(r, 0) \sim \frac{K_I}{\sqrt{2\pi(r-b)}}, \quad \tau_{r\theta}(r, 0) \sim \frac{K_{II}}{\sqrt{2\pi(r-b)}}, \quad r \rightarrow b + 0. \quad (4.20)$$

On applying the abelian theorem to the integral $\sigma^+(s)$ given by (4.2) we obtain their asymptotics at infinity

$$\sigma^+(s) \sim \frac{(-s)^{-1/2}}{\sqrt{2b}} \begin{pmatrix} K_I \\ K_{II} \end{pmatrix}, \quad s \rightarrow \infty, \quad s \in D^+. \quad (4.21)$$

On the other side, the asymptotics of the vector-function $\sigma^+(s)$ is defined from the analysis of the solution (4.19)

$$\sigma^+(s) \sim (-s)^{-1/2}X_{\infty}^{-1}\Psi_0, \quad s \rightarrow \infty, \quad s \in D^+. \quad (4.22)$$

Here,

$$\Psi_0 = \frac{1}{2\pi i} \int_{\Omega} K^+(t)X^+(t)g^-(t)dt, \quad (4.23)$$

$X(s) \sim X_{\infty}$ as $s \rightarrow \infty$, and since

$$B(s) \sim 1, \quad c_{\pm}(s) \sim \cos q, \quad s_{\pm}(s) \sim \mp \sin q, \quad s \rightarrow \infty, \quad (4.24)$$

where

$$q = \frac{\sin \alpha}{\pi} \int_0^{\infty} \frac{\epsilon(i\tau)d\tau}{\sqrt{1 + \tau^2 \sin^2 \alpha}}, \quad (4.25)$$

we have

$$X_{\infty}^{-1} = \begin{pmatrix} \cos q & \sin q \\ -\sin q & \cos q \end{pmatrix}. \quad (4.26)$$

By comparing formulas (4.21) and (4.22) and employing the third formula in (4.2) it is straightforward to express the stress intensity factors through the weight matrix

$$W(r) = X_{\infty}^{-1} \frac{1}{\pi i} \sqrt{\frac{b}{2}} \int_{\Omega} K^+(t)X^+(t)r^t dt. \quad (4.27)$$

We have

$$\begin{pmatrix} K_I \\ K_{II} \end{pmatrix} = \int_0^1 W(r)\sigma(br)dr, \quad (4.28)$$

where $\sigma(r) = (-p_{\theta}(r), -p_{r\theta}(r))$ is the loading applied to the crack faces.

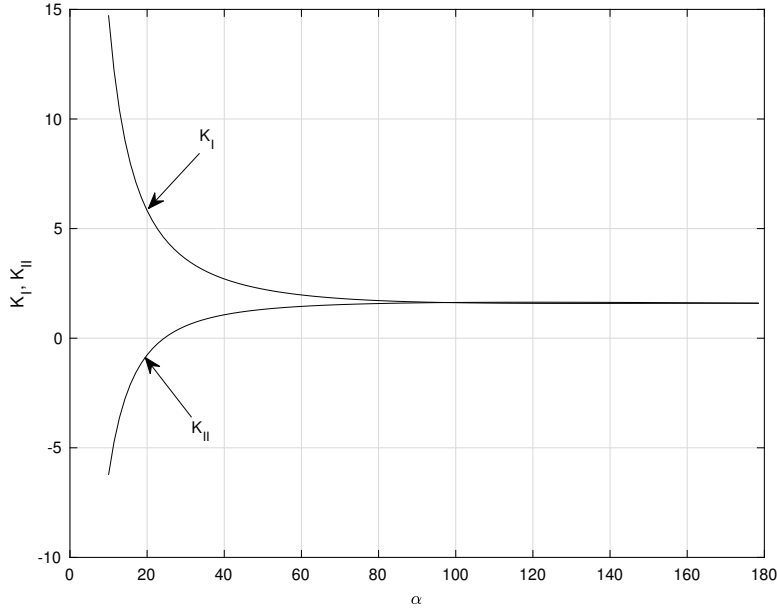


Figure 1: Stress intensity factors K_I and K_{II} versus the angle α measured in degrees when $b = 1$ and $P_1 = P_2 = 1$.

4.3 Constant loading

Consider now the case when both functions $p_\theta(r)$ and $p_{r\theta}(r)$ are constants, $p_\theta(r) = P_1$ and $p_{r\theta}(r) = P_2$. Then the vector-function $g^-(s)$ becomes

$$g^-(s) = -\frac{1}{s+1}P, \quad P = \begin{pmatrix} P_1 \\ P_2 \end{pmatrix}. \quad (4.29)$$

In this case the integral (4.17) can be bypassed, and the solution of the vector Riemann-Hilbert problem (4.1) has a simpler form

$$\begin{aligned} \chi^-(s) &= \frac{8}{\sqrt{\pi}(s+1)K^-(s)} [X^-(s)]^{-1} X^+(-1)P, \quad s \in D^-, \\ \sigma^+(s) &= \left\{ \frac{2}{\sqrt{\pi}K^+(s)} [X^+(s)]^{-1} X^+(-1) + I \right\} \frac{P}{s+1}, \quad s \in D^+, \end{aligned} \quad (4.30)$$

where I is the unit matrix. Notice that when $\alpha = \frac{\pi}{2}$ the polynomial $f(s)$ vanishes, and we have

$$X^+(-1) = B^+(-1) \begin{pmatrix} 1 + \beta^+(-1) \cos \alpha & -2\beta^+(-1) \sin \alpha \\ 0 & 1 - \beta^+(-1) \cos \alpha \end{pmatrix}. \quad (4.31)$$

We specify now formulas for the stress intensity factors. Instead of formula (4.22) we have

$$\sigma^+(s) \sim \frac{2}{\sqrt{\pi}} (-s)^{-1/2} X_\infty^{-1} X^+(-1)P. \quad (4.32)$$

Then, similar to the general case, we deduce expressions for the stress intensity factors. They are

$$\begin{pmatrix} K_I \\ K_{II} \end{pmatrix} = 2\sqrt{\frac{2b}{\pi}} X_\infty^{-1} X^+(-1)P. \quad (4.33)$$

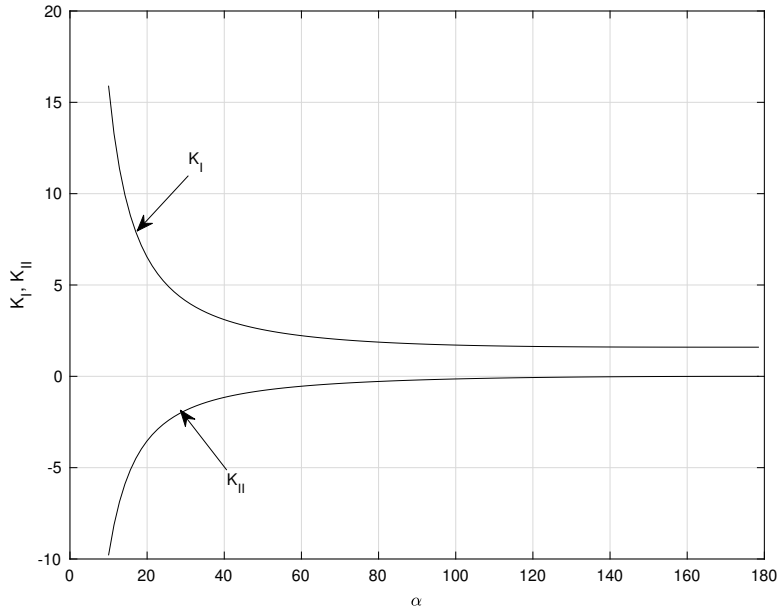


Figure 2: Stress intensity factors K_I and K_{II} versus the angle α measured in degrees when $b = 1$ and the loads are constant, $P_1 = 1$ and $P_2 = 0$.

It is helpful to rewrite this relation in the form

$$b^{-1/2}K_I = D_{11}P_1 + D_{12}P_2, \quad b^{-1/2}K_{II} = D_{21}P_1 + D_{22}P_2. \quad (4.34)$$

In Table 1, we present the coefficients D_{ij} , $i, j = 1, 2$, which depend on the angle α only.

Table 1. The values of the coefficients D_{ij} , $i, j = 1, 2$, for some values of the angle α for constant loading.

α	D_{11}	D_{12}	D_{21}	D_{22}
$\pi/8$	5.680018	-0.643452	-2.941355	2.658874
$\pi/4$	2.791583	-0.355505	-0.937330	2.148703
$\pi/3$	2.225628	-0.252636	-0.542341	1.993084
$\pi/2$	1.776778	-0.121477	-0.202058	1.813571
$2\pi/3$	1.636400	-0.0462352	-0.0661812	1.707510
$3\pi/4$	1.610895	-0.0237185	-0.0322008	1.669096
$7\pi/8$	1.597337	-0.00500464	-0.00639132	1.625163

When the constant loads applied to the crack faces are the same and constant, $\sigma_\theta = -P_1$, $\sigma_\theta = -P_1$, $0 < r < b$, $P_1 = 1$, the stress intensity factors tend to the same value as $\alpha \rightarrow \pi$ (Fig. 1). As $\alpha \rightarrow 0$, the magnitude of both factors is growing, $K_I \rightarrow +\infty$, while $K_{II} \rightarrow -\infty$. Fig. 2 shows the stress intensity factors dependence on the angle α when $P_1 = 1$ and $P_2 = 0$. In this case $K_{II} \rightarrow 0$ as $\alpha \rightarrow \pi$. When $\alpha \rightarrow 0$, the tendency of the factors K_I and K_{II} to go $+\infty$ and $-\infty$, respectively, preserves.

4.4 Eigen-solutions

As before, the wedge is $W = \{0 < r < \infty, -\pi < \theta < \alpha\}$, the crack is $\{0 < r < b, \theta = 0^\pm\}$, and the wedge boundaries $\theta = -\pi$ and $\theta = \alpha$ are free of traction. What is different now is that the crack faces are free of traction, while at infinity, the stresses decay as r^s , $-1 < s < 0$. We

call this problem \mathcal{P}^t . To apply the method described in the previous sections, we represent the solution to this problem, $\{\sigma_\theta^t, \tau_{r\theta}^t, \sigma_r^t\}$, in the form

$$\sigma_\theta^t = \sigma_\theta^\circ + \sigma_\theta, \quad \tau_{r\theta}^t = \tau_{r\theta}^\circ + \tau_{r\theta}, \quad \sigma_r^t = \sigma_r^\circ + \sigma_r. \quad (4.35)$$

Here, $\{\sigma_\theta^\circ, \tau_{r\theta}^\circ, \sigma_r^\circ\}$ is the solution to the problem without a crack, while $\{\sigma_\theta, \tau_{r\theta}, \sigma_r\}$ is the solution to the problem formulated in Section 2 with the stresses decaying at infinity as r^{-1} and with the boundary conditions on the crack faces given by

$$\sigma_\theta(r, 0^\pm) = -\sigma_\theta^\circ(r, 0), \quad \tau_{r\theta}(r, 0^\pm) = -\tau_{r\theta}^\circ(r, 0), \quad 0 < r < b. \quad (4.36)$$

We call the former problem \mathcal{P}° and the latter problem \mathcal{P} .

Since the total angle of the wedge is $\alpha + \pi \in (\pi, 2\pi)$, the problem \mathcal{P}° belongs to the class N of singular plane problems [Cher]. Its solution can be found by the method of separation of variables. Assume that

$$\sigma_\theta^\circ(r, \theta) = r^s k_\theta(\theta), \quad \tau_{r\theta}^\circ(r, \theta) = r^s k_{r\theta}(\theta), \quad \sigma_r^\circ(r, \theta) = r^s k_r(\theta). \quad (4.37)$$

On substituting the representations (4.37) into the equilibrium equations (2.5) and the compatibility condition (2.6) we reduce the system to the fourth order ordinary differential equation for the function k_θ

$$k_\theta^{IV} + [s^2 + (s+2)^2]k_\theta'' + s^2(s+2)^2 k_\theta = 0 \quad (4.38)$$

and the relations

$$k_{r\theta} = -\frac{k_\theta'}{s+2}, \quad k_r = \frac{1}{s+1} \left(k_\theta + \frac{k_\theta''}{s+2} \right). \quad (4.39)$$

On solving the equation for k_θ we find

$$k_\theta = C_1 \cos s\theta + C_2 \cos(s+2)\theta + C_3 \sin s\theta + C_4 \sin(s+2)\theta,$$

$$k_{r\theta} = s(s+2)^{-1} C_1 \sin s\theta + C_2 \sin(s+2)\theta - s(s+2)^{-1} C_3 \cos s\theta - C_4 \cos(s+2)\theta, \quad (4.40)$$

where C_1, \dots, C_4 are free constants. We next satisfy the homogeneous boundary conditions (2.1) and find out that if $\mu = s+1 \in (0, 1)$ is a root of the equation $d(s, \pi + \alpha) = 0$ or, equivalently,

$$\sin^2 \mu(\pi + \alpha) - \mu^2 \sin^2 \alpha = 0, \quad (4.41)$$

then one of the four constants C_j say, C_4 , is free and the others are expressed as

$$\begin{aligned} C_1 &= \frac{C_4}{d_0(\mu)} [(\mu+1) \sin \mu\pi + \sin \mu(\pi+2\alpha) - \mu \sin(\mu\pi+2\alpha)], \\ C_2 &= \frac{C_4}{d_0(\mu)} [(\mu-1) \sin \mu\pi - \sin \mu(\pi+2\alpha) - \mu \sin(\mu\pi-2\alpha)], \\ C_3 &= \frac{C_4}{d_0(\mu)} [(\mu+1) \cos \mu\pi - \cos \mu(\pi+2\alpha) - \mu \cos(\mu\pi+2\alpha)], \end{aligned} \quad (4.42)$$

where

$$d_0(\mu) = (\mu-1) \cos \mu\pi - \mu \cos(\mu\pi-2\alpha) + \cos \mu(\pi+2\alpha). \quad (4.43)$$

On substituting these expressions into (4.40) and using (4.39) and (4.37) we determine the eigen-solutions $\{\sigma_\theta^\circ, \tau_{r\theta}^\circ, \sigma_r^\circ\}$ everywhere in the wedge.

Since the constant C_4 is free, we can rename the expression

$$k_\theta^\circ = \frac{4C_4}{d_0(\mu)} \mu \sin \mu\pi \sin^2 \alpha \quad (4.44)$$

and write the boundary conditions (4.36) as

$$\sigma_\theta(r, 0^\pm) = -k_\theta^\circ r^{\mu-1}, \quad \tau_{r\theta}(r, 0^\pm) = -k_\theta^\circ k_* r^{\mu-1}, \quad 0 < r < b, \quad (4.45)$$

where

$$k_* = \frac{1}{4\mu(\mu+1)\sin\mu\pi\sin^2\alpha} [\mu(\mu+1)\cos(\mu\pi-2\alpha) + \mu(\mu-1)\cos(\mu\pi+2\alpha) - 2\cos\mu(\pi+2\alpha) - 2(\mu^2-1)\cos\mu\pi]. \quad (4.46)$$

Having determined the boundary conditions we can evaluate the Mellin transform of the load and obtain

$$g^-(s) = \frac{b^{\mu-1}P^*}{s+\mu}, \quad P^* = k_\theta^\circ \begin{pmatrix} 1 \\ k_* \end{pmatrix}. \quad (4.47)$$

Similar to the case of the constant load considered in Section 4.3 the solution is found to be

$$\begin{aligned} \chi^-(s) &= -\frac{4K^+(-\mu)b^{\mu-1}}{(s+\mu)K^-(s)} [X^-(s)]^{-1} X^+(-\mu)P^*, \quad s \in D^-, \\ \sigma^+(s) &= -\left\{ \frac{K^+(-\mu)}{K^+(s)} [X^+(s)]^{-1} X^+(-\mu) - I \right\} \frac{P^*}{s+\mu}, \quad s \in D^+, \end{aligned} \quad (4.48)$$

The counterparts of the expressions (4.33) in the case of the eigen-solutions have the form

$$\frac{1}{\sqrt{b}k_\theta^\circ} \begin{pmatrix} K_I \\ K_{II} \end{pmatrix} = -\sqrt{2}K^+(-\mu)X_\infty^{-1}X^+(-\mu) \begin{pmatrix} 1 \\ k_* \end{pmatrix}. \quad (4.49)$$

Notice that the right hand-side in (4.49) depends on the angle α only.

Analysis of the characteristic equation (4.41) for the parameter μ shows that in the interval $(0, 1)$, if $0 < \alpha < \alpha_*$, $\alpha_* \approx 0.431\pi$, there is only one root μ of equation (4.41). Otherwise, if $\alpha_* < \alpha < \pi$, equation (4.41) has two roots, μ and μ_0 , in the interval $(0, 1)$. Denote the smallest one μ and call the associated solution (4.37) with $s = \mu - 1$ the first eigen-solution. We name the solution corresponding to the root μ_0 , $\mu < \mu_0 < 1$, the second eigen-solution. In comparison to the second solution the first solution has a stronger singularity at the edge and decays faster at infinity.

We plot the stress singularity factors associated with the first and second eigen-solutions in Fig. 3 and 4, respectively. It is seen from Fig. 3 that in the former case both factors tend to infinity as $\alpha \rightarrow 0$. As $\alpha \rightarrow \pi$, $K_I \rightarrow 2.50663$ and $K_{II} \rightarrow 0$. We plot the factors K_I and K_{II} for the case of the second eigen-solution for the values of α when the second solution exists. The factor K_{II} is negative and its magnitude rapidly grows to infinity as $\alpha \rightarrow \pi$, while the factor K_I is slowly growing as α grows.

Similar to the case of constant loading we represent formula (4.49) as

$$\frac{K_I}{\sqrt{b}k_\theta^\circ} = D_{11} + D_{12}k_*, \quad \frac{K_{II}}{\sqrt{b}k_\theta^\circ} = D_{21} + D_{22}k_*, \quad (4.50)$$

and give the values of μ , k_* , and D_{ij} for some values of the angle α corresponding to the first eigen-solution in Table 2. In Table 3, we list the values of the second root μ_0 in the interval $(0, 1)$ and the stress intensity factors associated with the second eigen-solution for some angles α .

Table 2. The parameters μ and k_* and the coefficients D_{ij} , $i, j = 1, 2$, for some values of the angle α in the case of the first eigen-solution.

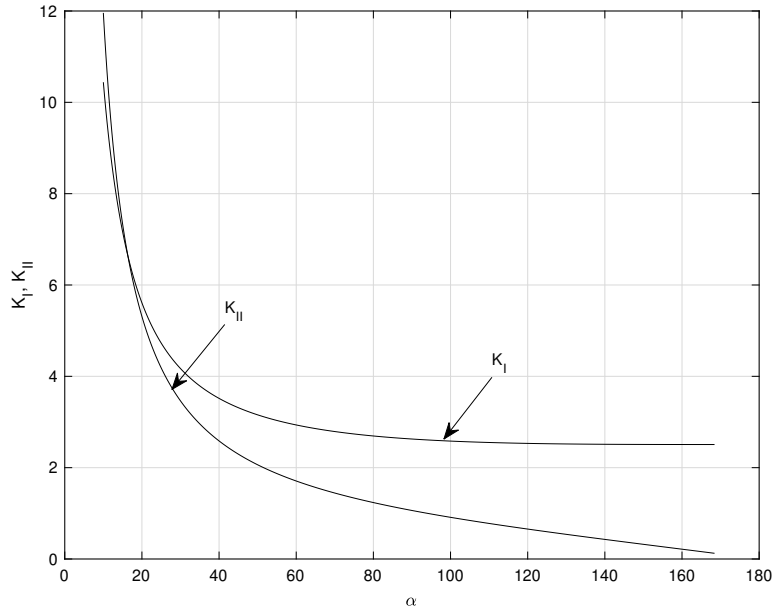


Figure 3: Stress intensity factors K_I and K_{II} versus the angle α when $b = 1$, $k_\theta^\circ = 1$, and the loads correspond to the first eigen-solution: $p_\theta(r) = r^{\mu-1}$, $p_{r\theta} = k_* r^{\mu-1}$.

α	μ	k_*	D_{11}	D_{12}	D_{21}	D_{22}
$\pi/8$	0.800766	2.721964	7.355120	-0.823447	-4.084327	3.219028
$\pi/4$	0.673583	1.340535	4.063677	-0.559928	-1.667266	2.956174
$\pi/3$	0.615731	0.9619090	3.363845	-0.445636	-1.094527	2.913322
$\pi/2$	0.544484	0.5430756	2.764929	-0.253395	-0.4847170	2.848868
$2\pi/3$	0.512221	0.302550	2.563696	-0.106728	-0.1738695	2.741192
$3\pi/4$	0.505010	0.213268	2.527096	-0.0565586	-0.0867114	2.676210
$7\pi/8$	0.500608	0.100301	2.508530	-0.0123458	-0.0175835	2.581612

Table 3. The parameter μ_0 and the factors $\hat{K}_I = b^{-1/2}K_I/k_\theta^\circ$ and $\hat{K}_{II} = b^{-1/2}K_{II}/k_\theta^\circ$ associated with the second eigen-solution for some values of the angle α .

α	μ_0	\hat{K}_I	\hat{K}_{II}
0.435π	0.993452	1.904858	-0.327423
$\pi/2$	0.908529	1.929324	-0.658165
$2\pi/3$	0.730901	2.064823	-1.904087
$3\pi/4$	0.659702	2.160225	-3.055759
$7\pi/8$	0.570712	2.326037	-7.455055
$15\pi/16$	0.533251	2.415440	-16.046723

5 Internal crack in a wedge along one of its sides

5.1 Solution of the order-4 vector Riemann-Hilbert problem

As in Section 4, we take $\alpha_2 = \pi$, while $\alpha_1 = \alpha$ is an arbitrary angle in the range $(0, \pi)$. What is different now is that $a > 0$ that is the crack is internal. The problem is equivalent to the order-4 vector Riemann-Hilbert problem (3.10) with the matrix $G(s)$ given by (4.3). We split the matrix $G(s)$ by means of the relation (4.5), factorize $\cot \pi s$ and the matrix $G_0(s)$ by formulas (4.7) and (4.8), respectively, and take into account that the matrix $G(s)$ commutes with the Khrapkov

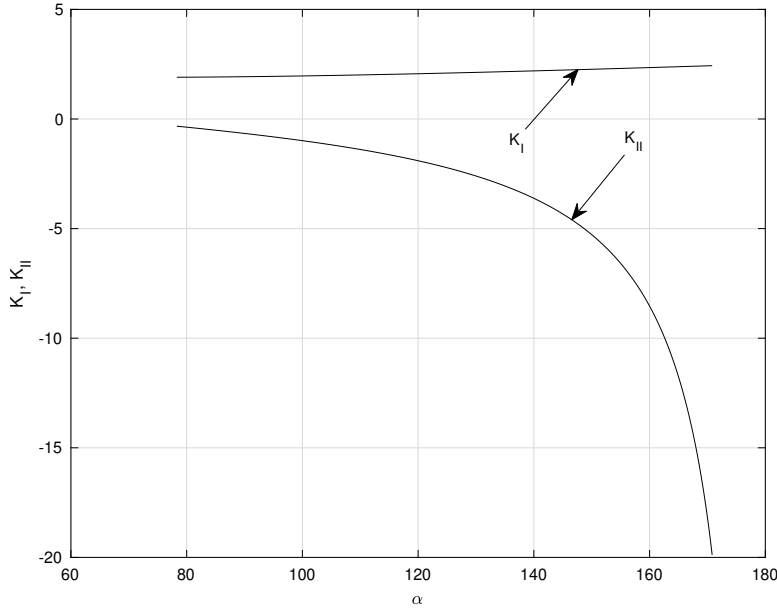


Figure 4: The stress intensity factors K_I and K_{II} versus the angle α when $b = 1$, $k_\theta^\circ = 1$, and the loads correspond to the second eigen-solution are $p_\theta(r) = r^{\mu_0-1}$, $p_{r\theta} = k_* r^{\mu_0-1}$.

factors of the matrix $G_0(s)$

$$G(t)X^-(t) = X^-(t)G(t), \quad G(t)X^+(t) = X^+(t)G(t), \quad t \in \Omega. \quad (5.1)$$

This enables us to rewrite the order-4 vector Riemann-Hilbert problem as follows:

$$\begin{aligned} K^-(t)X^-(t)[\chi^-(t) - \delta^{t+1}G(t)\sigma^-(t)] &= 4K^+(t)X^+(t)[\sigma^+(t) + g^-(t)], \\ \frac{[X^+(t)]^{-1}}{K^+(t)}[\chi^+(t) - \delta^{-t-1}G(t)\sigma^+(t)] &= \frac{4[X^-(t)]^{-1}}{K^-(t)}[\sigma^-(t) + g^+(t)], \quad t \in \Omega. \end{aligned} \quad (5.2)$$

For this model, we confine ourselves to considering constant loading only, $p_\theta(r) = P_1$, $p_{r\theta}(r) = P_2$, $P_j = \text{const}$. Then the vectors $g^-(s)$ and $g^+(s)$ have the form

$$g^-(s) = \frac{\delta^{s+1} - 1}{s+1}P, \quad g^+(s) = \frac{1 - \delta^{-s-1}}{s+1}P, \quad P = \begin{pmatrix} P_1 \\ P_2 \end{pmatrix}. \quad (5.3)$$

Splitting the functions $g^\pm(t)$ into two parts, with $\delta^{\pm t \pm 1}$ and without, we transform the system (5.2) as

$$\begin{aligned} K^-(t)X^-(t) \left\{ \chi^-(t) - \delta^{t+1}G(t) \left[\sigma^-(t) + \frac{P}{t+1} \right] \right\} &= 4K^+(t)X^+(t) \left[\sigma^+(t) - \frac{P}{t+1} \right], \\ \frac{[X^+(t)]^{-1}}{K^+(t)} \left\{ \chi^+(t) - \delta^{-t-1}G(t) \left[\sigma^+(t) - \frac{P}{t+1} \right] \right\} &= \frac{4[X^-(t)]^{-1}}{K^-(t)} \left[\sigma^-(t) + \frac{P}{t+1} \right], \quad t \in \Omega. \end{aligned} \quad (5.4)$$

First we remove the simple pole at $s = -1$ in the right hand-side of the first equation and the order-2 pole at $s = -1$ in the left hand-side of the second equation. For this, we need the following asymptotic expansions at $s = -1$:

$$G(s) = \frac{4}{\pi(s+1)}G_0(-1) + O(s+1), \quad s \rightarrow -1,$$

$$[X^+(s)]^{-1} = [X^+(-1)]^{-1} + (s+1) \frac{d}{ds} [X^+(-1)]^{-1} + O((s+1)^2), \quad s \rightarrow -1,$$

$$\frac{1}{K^+(s)} = -\frac{\sqrt{\pi}}{2} [1 - 2(1 - \log 2)(s+1)] + O((s+1)^2), \quad s \rightarrow -1.$$

$$\delta^{-s-1} = 1 - (s+1) \log \delta + O((s+1)^2), \quad s \rightarrow -1. \quad (5.5)$$

Denote $s_1 = 1$. In addition to the simple poles at $\pm s_1 \in D^\mp$, the entries of the matrix $G(s)$ have a simple pole at $s_0 = 0 \in D^-$ and simple poles at the points $\pm m \in D^\mp$ ($m = 2, 3, \dots$) and at the complex-conjugate zeros $\pm \sigma_m \in D^\mp$ of the function $d(s, \alpha)$. We denote all these zeros by s_m and order them such that $\operatorname{Re} s_m \leq \operatorname{Re} s_{m+1}$ ($m = 2, 3, \dots$). Aiming to eliminate these poles we introduce the vector-functions

$$\Lambda^+(s) = \sum_{m=0}^{\infty} \frac{A_m^+}{s - s_m}, \quad \Lambda^-(s) = \sum_{m=1}^{\infty} \frac{A_m^-}{s + s_m}, \quad A_m^\pm = \begin{pmatrix} A_{1m}^\pm \\ A_{2m}^\pm \end{pmatrix}. \quad (5.6)$$

The series $\Lambda^\pm(s)$ are holomorphic vector-functions in the half-planes D^\pm and have simple poles of the matrix $G(s)$ in the domains D^\mp . The residues of these vector-functions are to be found. It will be shown later that the series $\Lambda^\pm(s)$ converge uniformly and absolutely in the domains

$$D_\varepsilon^\pm = C \setminus \cup_{m=m_\mp}^{\infty} D_\varepsilon^\mp(\pm s_m), \quad (5.7)$$

where C is the complex s -plane, $m_- = 0$, $m_+ = 1$, and $D_\varepsilon^\mp(\pm s_m)$ are discs of a small radius $\varepsilon > 0$ centered at the points $\pm s_m \in D^\mp$. On removing the poles mentioned, using the asymptotics of the factors $K^\pm(s)$ at infinity

$$K^\pm(s) \sim \mp(\mp s)^{-1/2}, \quad s \rightarrow \infty, \quad s \in D^\pm, \quad (5.8)$$

and since $\chi^\pm(s) = O(s^{-1/2})$, $\sigma^\pm(s) = O(s^{-1/2})$. $s \rightarrow \infty$, $s \in D^\pm$, we arrive at the following relations which continue each other analytically into the whole complex plane:

$$\begin{aligned} & K^-(s)X^-(s) \left\{ \chi^-(s) - \delta^{s+1}G(s) \left[\sigma^-(s) + \frac{P}{s+1} \right] \right\} - \frac{N_1^-}{s+1} - \Lambda^+(s) \\ &= 4K^+(s)X^+(s) \left[\sigma^+(s) - \frac{P}{s+1} \right] - \frac{N_1^-}{s+1} - \Lambda^+(s) = 0, \quad s \in C, \\ & \frac{[X^+(s)]^{-1}}{K^+(s)} \left\{ \chi^+(s) - \delta^{-s-1}G(s) \left[\sigma^+(s) - \frac{P}{s+1} \right] \right\} - \frac{N_1^+}{s+1} - \frac{N_2^+}{(s+1)^2} - \Lambda^-(s) \\ &= \frac{4[X^-(s)]^{-1}}{K^-(s)} \left[\sigma^-(s) + \frac{P}{s+1} \right] - \frac{N_1^+}{s+1} - \frac{N_2^+}{(s+1)^2} - \Lambda^-(s) = C^\circ, \quad s \in C. \end{aligned} \quad (5.9)$$

Here, $C^\circ = (C_1^\circ, C_2^\circ)$ is an arbitrary constant vector, while N_1^+ , N_2^+ and N_1^- are constant vectors given by

$$\begin{aligned} N_1^+ &= \frac{2}{\sqrt{\pi}} \left\{ [X^+(-1)]^{-1} [2(1 - \log 2) + \log \delta] - \frac{d}{ds} [X^+(-1)]^{-1} \right\} G_0(-1)P, \\ N_2^+ &= -\frac{2}{\sqrt{\pi}} G_0(-1) [X^+(-1)]^{-1} P, \quad N_1^- = \frac{8}{\sqrt{\pi}} X^+(-1)P. \end{aligned} \quad (5.10)$$

The system (5.9) enables us to write representation formulas for the solution of the vector Riemann-Hilbert problem (3.10). They read

$$\sigma^+(s) = \frac{P}{s+1} + \frac{1}{4K^+(s)} [X^+(s)]^{-1} \Sigma_1(s), \quad s \in D^+,$$

$$\begin{aligned}
\sigma^-(s) &= -\frac{P}{s+1} + \frac{K^-(s)}{4}X^-(s)\Sigma_2(s), \quad s \in D^-, \\
\chi^-(s) &= \frac{\delta^{s+1}}{4}G(s)K^-(s)X^-(s)\Sigma_2(s) + \frac{1}{K^-(s)}[X^-(s)]^{-1}\Sigma_1(s), \quad s \in D^-, \\
\chi^+(s) &= \frac{\delta^{-s-1}}{4K^+(s)}G(s)[X^+(s)]^{-1}\Sigma_1(s) + K^+(s)X^+(s)\Sigma_2(s), \quad s \in D^+,
\end{aligned} \tag{5.11}$$

where the vector-functions $\Sigma_1(s)$ and $\Sigma_2(s)$ are

$$\Sigma_1(s) = \frac{N_1^-}{s+1} + \Lambda^+(s), \quad \Sigma_2(s) = C^\circ + \frac{N_1^+}{s+1} + \frac{N_2^+}{(s+1)^2} + \Lambda^-(s). \tag{5.12}$$

It is directly verified that $\chi^-(s) = \delta^{s+1}\chi^+(s)$, and the vector-functions $\chi^\pm(s)$ satisfy the first equation in (3.10). The vector-functions $\sigma^\pm(s)$ are holomorphic in the half-planes D^\pm . The simple poles of the vector-functions $\chi^\pm(s)$ at the poles of the entries of the matrix $G(s)$ become removable singularities if and only if the vectors A_m^\pm solve the following infinite system of linear algebraic equations:

$$\begin{aligned}
A_n^+ &= \delta^{s_n+1}\Delta_n^- \left[C^\circ + \frac{N_1^+}{s_n+1} + \frac{N_2^+}{(s_n+1)^2} + \sum_{m=1}^{\infty} \frac{A_m^-}{s_n+s_m} \right], \quad n = 0, 1, \dots, \\
A_n^- &= \delta^{s_n-1}\Delta_n^+ \left(h_n N_1^- - \sum_{m=0}^{\infty} \frac{A_m^+}{s_n+s_m} \right), \quad n = 1, 2, \dots,
\end{aligned} \tag{5.13}$$

where

$$\begin{aligned}
\Delta_n^+ &= -\frac{1}{4[K^+(-s_n)]^2} \operatorname{res}_{s=-s_n} G(s)\{[X^+(-s_n)]^{-1}\}^2, \quad n = 1, 2, \dots, \\
\Delta_n^- &= -\frac{1}{4}[K^-(s_n)]^2 \operatorname{res}_{s=s_n} G(s)[X^-(s_n)]^2, \quad n = 0, 1, \dots, \\
h_1 &= -2(1 - \log 2)[G_0(-1)]^{-1} + X^+(-1)\frac{d}{ds}[X^+(-1)]^{-1}, \quad h_n = \frac{1}{1-s_n}, \quad n \geq 2, \\
\operatorname{res}_{s=\pm\sigma_n} G(s) &= \frac{1}{2\sigma_n \sin^2 \alpha - \alpha \sin 2\alpha\sigma_n} \\
&\times \begin{pmatrix} -\sin 2\alpha\sigma_n - \sigma_n \sin 2\alpha & -2\sigma_n(\pm\sigma_n - 1) \sin^2 \alpha \\ 2\sigma_n(\pm\sigma_n + 1) \sin^2 \alpha & -\sin 2\alpha\sigma_n + \sigma_n \sin 2\alpha \end{pmatrix}, \\
\operatorname{res}_{s=\pm n} G(s) &= \frac{4}{\pi}G_0(\pm n), \quad n = 0, 1, 2, \dots
\end{aligned} \tag{5.14}$$

It is clear that the coefficients $A_n^\pm = O(\delta^n)$, $n \rightarrow \infty$, and not only the series (5.6) converge uniformly and absolutely with an exponential rate but also an approximate solution of the infinite system (5.13) converges exponentially to its exact solution.

5.2 Definition of the vector C°

The solution has to satisfy the additional conditions (2.4) or, equivalently, the vector $\chi^-(s)$ has to meet the condition

$$\chi^-(0) = 0. \tag{5.15}$$

This vector equation is employed to fix the unknown vector $C^\circ = (C_1^\circ, C_2^\circ)$. To satisfy the condition (5.15), we write asymptotic expansions for small s

$$\delta^{s+1} = \delta[1 + s \log \delta + O(s^2)],$$

$$\begin{aligned}
[K^-(s)]^{\pm 1} &= \pi^{\pm 1/2}(1 \mp 2s \log 2) + O(s^2), \\
\Lambda^-(s) &= a_1^- - sa_2^- + O(s^2), \quad \Lambda^+(s) = \frac{A_0^+}{s} - a_1^+ + O(s), \\
G(s) &= \frac{4}{\pi s} G_0(0) + O(s), \\
[X^-(s)]^{\pm 1} &= [X^-(0)]^{\pm 1} + s \frac{d}{ds} [X^-(0)]^{\pm 1} + O(s^2), \quad s \rightarrow 0.
\end{aligned} \tag{5.16}$$

Here,

$$a_j^\pm = \sum_{n=1}^{\infty} \frac{1}{s_n^j} A_n^\pm, \quad j = 1, 2. \tag{5.17}$$

On substituting these expressions into the representation formula for the vector-function $\chi^-(s)$ in (5.11) we obtain

$$\begin{aligned}
\chi^-(s) &= \frac{1}{s\sqrt{\pi}} \{ [X^-(0)]^{-1} A_0^+ + \delta G_0(0) X^-(0) (C^\circ + a_1^- + N_1^+ + N_2^+) \} + \frac{\delta}{\sqrt{\pi}} G_0(0) \\
&\times \left\{ -X^-(0) (a_2^- + N_1^+ + 2N_2^+) + \left[\frac{d}{ds} X^-(0) + \log \frac{\delta}{4} X^-(0) \right] (C^\circ + a_1^- + N_1^+ + N_2^+) \right\} \\
&+ \frac{1}{\sqrt{\pi}} \left(2 \log 2 [X^-(0)]^{-1} + \frac{d}{ds} [X^-(0)]^{-1} \right) A_0^+ + \frac{1}{\sqrt{\pi}} [X^-(0)]^{-1} (N_1^- - a_1^+) + O(s), \quad s \rightarrow 0.
\end{aligned} \tag{5.18}$$

It follows from the first equation in (5.13) for $n = 0$ that the factor of $1/s$ in (5.18) is equal to 0. Therefore the condition (5.15) is met if and only if the vector C° solve the vector equation

$$\begin{aligned}
&\left[\frac{d}{ds} X^-(0) + \log \frac{\delta}{4} X^-(0) \right] (C^\circ + a_1^- + N_1^+ + N_2^+) = X^-(0) (a_2^- + N_1^+ + 2N_2^+) \\
&- \frac{1}{\delta} [G_0(0)]^{-1} \left\{ \left(2 \log 2 [X^-(0)]^{-1} + \frac{d}{ds} [X^-(0)]^{-1} \right) A_0^+ + [X^-(0)]^{-1} (N_1^- - a_1^+) \right\}.
\end{aligned} \tag{5.19}$$

Determine next the principal term of the asymptotic expansion of the vector C as $\delta \rightarrow 0$. We need this term to derive the asymptotics of the stress intensity factors when the crack is close to the wedge vertex that is when $a \rightarrow 0$. Analysis of the system (5.13) and formula (5.19) for small δ shows that

$$\delta \log \delta G_0(0) X^-(0) C^\circ \sim -[X^-(0)]^{-1} N_1^-, \quad \delta \rightarrow 0. \tag{5.20}$$

Employing formula (5.10) for N_1^- and since $G_0(0) = X^+(0)[X^-(0)]^{-1}$, we have

$$X^-(0) X^+(0) C^\circ \sim -\frac{8}{\sqrt{\pi} \delta \log \delta} X^+(-1) P, \quad \delta \rightarrow 0. \tag{5.21}$$

Prove next that the product $X^-(0) X^+(0)$ is the unit matrix. Notice that $f(0) = 1$ and the functions $\Delta(t)$ and $f^{-1/2}(t)\epsilon(t)$ are even. By the Sokhotski-Plemelj formulas, we deduce

$$B^\pm(0) = e^{\pm \frac{1}{4} \log \Delta(0)}, \quad \beta^\pm(0) = \pm \frac{1}{2} \epsilon(0), \tag{5.22}$$

and therefore

$$c_+(0^\pm) = c_0 \pm s_0 \cos \alpha, \quad c_-(0^\pm) = c_0 \mp s_0 \cos \alpha, \quad s_+(0^\pm) = s_-(0^\pm) = \mp s_0 \sin \alpha. \tag{5.23}$$

where

$$c_0 = \cosh \frac{1}{2} \epsilon(0), \quad s_0 = \sinh \frac{1}{2} \epsilon(0). \tag{5.24}$$

The matrices $X^\pm(0)$ have the form

$$X^\pm(0) = e^{\pm \frac{1}{4} \log \Delta(0)} \begin{pmatrix} c_0 \pm s_0 \cos \alpha & \mp s_0 \sin \alpha \\ \mp s_0 \sin \alpha & c_0 \mp s_0 \cos \alpha \end{pmatrix} \quad (5.25)$$

and their product is the unit matrix. The asymptotics of the vector C° is simplified,

$$C^\circ \sim -\frac{8}{\sqrt{\pi} \delta \log \delta} X^+(-1)P, \quad \delta \rightarrow 0. \quad (5.26)$$

5.3 Stress intensity factors and the potential energy

Introduce the stress intensity factors in the standard way

$$\begin{aligned} \sigma_\theta(r, 0) &\sim \frac{K_I^-}{\sqrt{2\pi(a-r)}}, & \tau_{r\theta}(r, 0) &\sim \frac{K_{II}^-}{\sqrt{2\pi(a-r)}}, & r &\rightarrow a-0, \\ \sigma_\theta(r, 0) &\sim \frac{K_I^+}{\sqrt{2\pi(r-b)}}, & \tau_{r\theta}(r, 0) &\sim \frac{K_{II}^+}{\sqrt{2\pi(r-b)}}, & r &\rightarrow b+0. \end{aligned} \quad (5.27)$$

On applying the abelian theorem to the integrals $\sigma^-(s)$ and $\sigma^+(s)$ given by (3.9) we obtain their asymptotics at infinity

$$\begin{aligned} \sigma^-(s) &\sim \frac{s^{-1/2}}{\sqrt{2a}} \begin{pmatrix} K_I^- \\ K_{II}^- \end{pmatrix}, & s &\rightarrow \infty, & s &\in D^-, \\ \sigma^+(s) &\sim \frac{(-s)^{-1/2}}{\sqrt{2b}} \begin{pmatrix} K_I^+ \\ K_{II}^+ \end{pmatrix}, & s &\rightarrow \infty, & s &\in D^+. \end{aligned} \quad (5.28)$$

On the other side, the asymptotics of the vector-functions $\sigma^\pm(s)$ is defined from the analysis of the solution (5.11)

$$\begin{aligned} \sigma^-(s) &\sim \frac{1}{4} s^{-1/2} X_\infty C^\circ, & s &\rightarrow \infty, & s &\in D^-, \\ \sigma^+(s) &\sim \frac{1}{4} (-s)^{-1/2} [X_\infty]^{-1} \left(N_1^- + \sum_{m=0}^{\infty} A_m^+ \right), & s &\rightarrow \infty, & s &\in D^+, \end{aligned} \quad (5.29)$$

where

$$X_\infty = \begin{pmatrix} \cos q & -\sin q \\ \sin q & \cos q \end{pmatrix} \quad (5.30)$$

and q is given by (4.25). By comparing formulas (5.28) and (5.29) it is straightforward to find the stress intensity factors

$$\begin{pmatrix} K_I^- \\ K_{II}^- \end{pmatrix} = \frac{1}{2} \sqrt{\frac{a}{2}} X_\infty C^\circ, \quad \begin{pmatrix} K_I^+ \\ K_{II}^+ \end{pmatrix} = \frac{1}{2} \sqrt{\frac{b}{2}} [X_\infty]^{-1} \left(N_1^- + \sum_{m=0}^{\infty} A_m^+ \right). \quad (5.31)$$

It is of interest to find the asymptotics of the stress intensity factors when b is fixed, while $a \rightarrow 0$ or, equivalently, when $\delta \rightarrow 0$. Using the asymptotics (5.26) of the vector C° and since $A_m^+ = O(1/\log \delta)$, $\delta \rightarrow 0$, we deduce

$$\begin{pmatrix} K_I^+ \\ K_{II}^+ \end{pmatrix} \sim 2 \sqrt{\frac{2b}{\pi}} [X_\infty]^{-1} X^+(-1)P, \quad \delta \rightarrow 0,$$

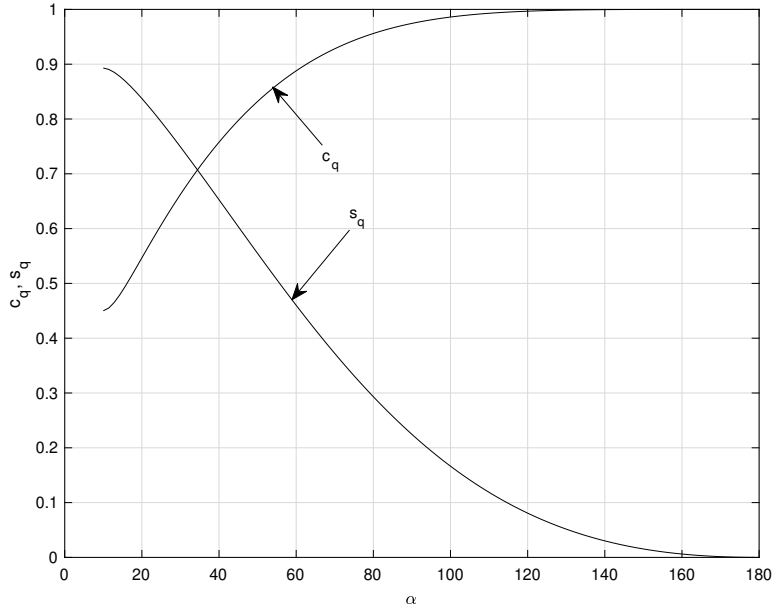


Figure 5: Entries $c_q = \cos 2q$ and $s_q = \sin 2q$ of the matrix Q versus the angle α .

$$\begin{pmatrix} K_I^- \\ K_{II}^- \end{pmatrix} \sim -\frac{2\sqrt{2b}}{\sqrt{\pi\delta}\log\delta} X_\infty X^+(-1)P, \quad \delta \rightarrow 0. \quad (5.32)$$

Denote by Q the matrix X_∞^2 that is

$$Q = \begin{pmatrix} \cos 2q & -\sin 2q \\ \sin 2q & \cos 2q \end{pmatrix} \quad (5.33)$$

and rewrite the asymptotic formulas (5.32) as

$$\begin{pmatrix} K_I^+ \\ K_{II}^+ \end{pmatrix} \sim \begin{pmatrix} K_I \\ K_{II} \end{pmatrix}, \quad \begin{pmatrix} K_I^- \\ K_{II}^- \end{pmatrix} \sim -\frac{1}{\sqrt{\delta}\log\delta} Q \begin{pmatrix} K_I \\ K_{II} \end{pmatrix}, \quad \delta \rightarrow 0, \quad (5.34)$$

where

$$\begin{pmatrix} K_I \\ K_{II} \end{pmatrix} = 2\sqrt{\frac{2b}{\pi}} [X_\infty]^{-1} X^+(-1)P \quad (5.35)$$

are the stress intensity factors at the tip $r = b$ when the crack is at the vertex of the wedge that is when $a = 0$, $P = (P_1, P_2)$, and the loads $\sigma_\theta(r, 0) = -P_1$, $\tau_{r\theta}(r, 0) = -P_2$, $0 < r < b$, are constant.

The variations of the entries $c_q = \cos 2q$ and $s_q = \sin 2q$ of the matrix Q with the angle α are shown in Fig. 5. The factors

$$K_I^0 = \cos 2q K_I - \sin 2q K_{II}, \quad K_{II}^0 = \sin 2q K_I + \cos 2q K_{II}, \quad (5.36)$$

in the asymptotic relations

$$K_I^- \sim -\frac{K_I^0}{\sqrt{\delta}\log\delta}, \quad K_{II}^- \sim -\frac{K_{II}^0}{\sqrt{\delta}\log\delta}, \quad \delta \rightarrow 0, \quad (5.37)$$

as functions of the angle α and when $b = 1$ and $P_1 = P_2 = 1$, are plotted in Fig. 6.

In the final part of this section we determine the potential energy δU released when the crack $r \in (a, b)$ extends first to $r \in (a, b+h)$ and then when the original crack $r \in (a, b)$ extends to the left, $r \in (a-h, b)$, $h > 0$. In the former case, we have

$$\delta U^+ \sim \frac{1}{2} \int_b^{b+h} \{\sigma_\theta(r, 0)\delta[u_\theta](r, 0) + \tau_{r\theta}\delta[u_r](r, 0)\} dr, \quad (5.38)$$

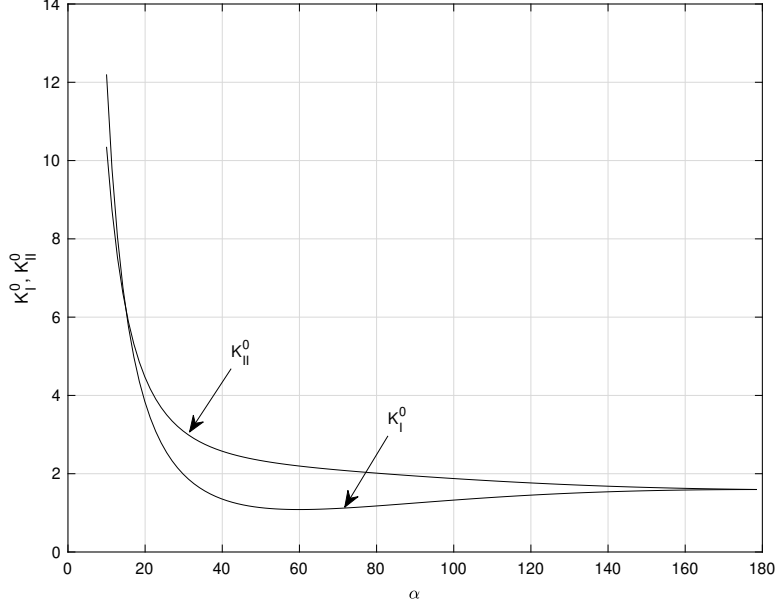


Figure 6: Case $a \rightarrow 0$: factors K_I^0 and K_{II}^0 versus the angle α when $b = 1$ and $P_1 = P_2 = 1$.

where $[u_\theta] + \delta[u_\theta]$ and $[u_r] + \delta[u_r]$ are the displacement jumps from the upper side to the lower side. We have

$$\chi(r) \sim \frac{L^+}{\sqrt{b-r}}, \quad r \rightarrow b-0, \quad (5.39)$$

where L^+ is a vector with constant components. By integrating we deduce

$$[u](r, 0) \sim \frac{2}{E} L^+ \sqrt{b-r}, \quad r \rightarrow b-0, \quad (5.40)$$

where $[u](r, 0) = ([u_\theta], [u_{r\theta}])(r, 0)$. Analysis of representation (5.11) of the function $\chi^-(s)$ as $s \rightarrow \infty$, the use of the abelian theorem and formula (5.31) yield

$$L^+ = \frac{4}{\sqrt{2\pi}} \begin{pmatrix} K_I^+ \\ K_{II}^+ \end{pmatrix}, \quad [u](r, 0) \sim \frac{4}{E} \sqrt{\frac{2}{\pi}} \begin{pmatrix} K_I^+ \\ K_{II}^+ \end{pmatrix} \sqrt{b-r}, \quad r \rightarrow b-0. \quad (5.41)$$

Therefore, when the crack extends from $r = b$ to $r = b + h$, we have

$$\delta[u](r, 0) \sim \frac{4}{E} \sqrt{\frac{2}{\pi}} \begin{pmatrix} K_I^+ \\ K_{II}^+ \end{pmatrix} \sqrt{b+h-r}, \quad r \rightarrow h+b-0. \quad (5.42)$$

On substituting the expressions (5.27) and (5.42) into formulas (5.38), evaluating the integral and repeating the analysis for the crack tip $r = a$ we find

$$\delta U^\pm \sim \frac{h}{E} [(K_I^\pm)^2 + (K_{II}^\pm)^2], \quad h \rightarrow 0, \quad (5.43)$$

where δU^- is the potential energy released when the crack extends from $r = a$ to $r = a - h$, while b is fixed. When the crack tip $r = a$ is close to the wedge vertex, that is when $\delta \rightarrow 0$, we employ the asymptotic relations (5.34) and deduce

$$\delta U^- \sim \frac{h}{E \delta \log^2 \delta} (K_I^2 + K_{II}^2), \quad \delta U^+ \sim \frac{h}{E} (K_I^2 + K_{II}^2), \quad h \rightarrow 0, \quad \delta \rightarrow 0. \quad (5.44)$$

Here, as before, K_I and K_{II} are the stress intensity factors at the crack tip $r = b$ when $a = 0$.

6 General case

In the general case of a crack $\{a < r < b, \theta = 0^\pm\}$ in a wedge $W = \{-\alpha_2 < \theta < \alpha_1, 0 < r < \infty\}$, the entries G_{jm} of the matrix $G(s)$ are given by (3.6), and the matrix does not admits an exact factorization by the methods currently available. The aim of this section is to show that even in the general case under the assumption that a factorization exists and when $a \rightarrow 0$ ($\delta \rightarrow 0$), the stress intensity factors at the crack tip $r = a$ asymptotically behave as the corresponding factors at the tip $r = b$ multiplied by $-\delta^{-1/2}/\log \delta$ and a matrix that depends on the angles α_1 and α_2 and is independent of the loading. First we split the matrix $G(s)$ into the dominant scalar that yields the singularity of the solution at infinity and the “regular” matrix

$$G(s) = 4 \cot \pi s G^\circ(s). \quad (6.1)$$

The diagonal entries of the matrix $G^\circ(s)$ are positive as $s \rightarrow 0$ and tend to 1 as $s = \sigma + i\tau$ and $\tau \rightarrow \pm\infty$, while the off diagonal elements decay exponentially as $\tau \rightarrow \pm\infty$. The determinant of the matrix $G^\circ(s)$ tends to 1 as $\tau \rightarrow \pm\infty$ and is positive as $s \rightarrow 0$. It is directly verified that the increment of the argument of the determinant of the matrix $G^\circ(s)$ as s traverses the contour Ω is zero, that is the total index of the matrix $G^\circ(s)$ is equal to 0. We also assume that there exist the left and right standard factorizations [11] of the matrix $G(t)$

$$G(t) = 4K^+(t)X_L^+(t)[K^-(t)X_L^-(t)]^{-1} = 4[K^-(t)X_R^-(t)]^{-1}K^+(t)X_R^+(t), \quad t \in \Omega, \quad (6.2)$$

with the left and right partial indices being zeros. Here, $K^\pm(s)$ are the functions given by (4.7), and the right factors $X_R^\pm(t)$ of the matrix $G^\circ(t)$ are expressed through the left factors $X_L^\pm(t)$ of the inverse matrix $[G^\circ(t)]^{-1}$ by the formula

$$X_R^\pm(t) = [\hat{X}_L^\pm(t)]^{-1}, \quad t \in \Omega. \quad (6.3)$$

On following the procedure of Section 5 we express the solution in terms of the matrices $X_R^\pm(s)$ and $X_L^\pm(s)$

$$\begin{aligned} \sigma^+(s) &= \frac{P}{s+1} + \frac{1}{4K^+(s)}[X_R^+(s)]^{-1}\Sigma_1(s), \quad s \in D^+, \\ \sigma^-(s) &= -\frac{P}{s+1} + \frac{K^-(s)}{4}X_L^-(s)\Sigma_2(s), \quad s \in D^-, \\ \chi^-(s) &= \frac{\delta^{s+1}}{4}G(s)K^-(s)X_L^-(s)\Sigma_2(s) + \frac{1}{K^-(s)}[X_R^-(s)]^{-1}\Sigma_1(s), \quad s \in D^-, \\ \chi^+(s) &= \frac{\delta^{-s-1}}{4K^+(s)}G(s)[X_R^+(s)]^{-1}\Sigma_1(s) + K^+(s)X_L^+(s)\Sigma_2(s), \quad s \in D^+, \end{aligned} \quad (6.4)$$

where the vector-functions $\Sigma_1(s)$ and $\Sigma_2(s)$ are given in (5.12) and the constant vector C° solves the equation

$$\begin{aligned} \left[\frac{d}{ds}X_L^-(0) + \log \frac{\delta}{4}X_L^-(0) \right] (C^\circ + a_1^- + N_1^+ + N_2^+) &= X_L^-(0)(a_2^- + N_1^+ + 2N_2^+) \\ -\frac{1}{\delta}[G_0(0)]^{-1} \left\{ \left(2 \log 2[X_R^-(0)]^{-1} + \frac{d}{ds}[X_R^-(0)]^{-1} \right) A_0^+ + [X_R^-(0)]^{-1}(N_1^- - a_1^+) \right\}. \end{aligned} \quad (6.5)$$

Similar to the case $\alpha_2 = \pi$ we derive the asymptotics of the vector C° as $\delta \rightarrow 0$. We have

$$C \sim -\frac{1}{\delta \log \delta} [X_L^+(0)]^{-1} [X_R^-(0)]^{-1} N_1^-, \quad \delta \rightarrow 0. \quad (6.6)$$

This result enables us to derive the counterpart of the asymptotic relations (5.34). We have

$$\begin{pmatrix} K_I^+ \\ K_{II}^+ \end{pmatrix} \sim \begin{pmatrix} K_I \\ K_{II} \end{pmatrix} = 2\sqrt{\frac{2b}{\pi}}[X_{R\infty}]^{-1}X_R^+(-1)P \quad (6.7)$$

and

$$\begin{pmatrix} K_I^- \\ K_{II}^- \end{pmatrix} \sim -\frac{1}{\sqrt{\delta}\log\delta}Q \begin{pmatrix} K_I \\ K_{II} \end{pmatrix}, \quad \delta \rightarrow 0, \quad (6.8)$$

where the matrix-factor Q is

$$Q = X_{L\infty}[X_L^+(0)]^{-1}[X_R^-(0)]^{-1}X_{R\infty}, \quad (6.9)$$

and the matrices $X_{R\infty}$ and $X_{L\infty}$ are the limits as $s \rightarrow \infty$ of the matrices $X_R(s)$ and $X_L(s)$, respectively, while K_I and K_{II} are the stress intensity factors at the tip b when $a = 0$.

7 Internal crack orthogonal to the boundary of a half-plane

Assume now that $\alpha_1 = \alpha_2 = \pi/2$, $0 < a < b$, and the crack faces are subjected to normal loading, $\sigma_\theta = -p_\theta(r)$, $a < r < b$. The order-4 Riemann-Hilbert problem (3.10) is simplified and becomes an order-2 problem

$$\begin{aligned} \chi^+(s) &= \delta^{-s-1}\chi^-(s), \\ \sigma^+(s) &= L(s)\chi^-(s) - \delta^{s+1}\sigma^-(s) - g^-(s), \quad s \in \Omega, \end{aligned} \quad (7.1)$$

where the following notations are accepted:

$$\begin{aligned} L(s) &= \frac{\sin^2 \frac{\pi s}{2} - s^2}{2 \sin \pi s}, \\ \chi^-(s) &= \int_\delta^1 \chi_1(br)r^s dr, \quad \chi^+(s) = \int_1^{1/\delta} \chi_1(ar)r^s dr, \\ \sigma^-(s) &= \int_0^1 \sigma_\theta(ar, 0)r^s dr, \quad \sigma^+(s) = \int_1^\infty \sigma_\theta(br, 0)r^s dr, \\ g^-(s) &= -\int_\delta^1 p_\theta(br)r^s dr, \quad g^+(s) = -\int_1^{1/\delta} p_\theta(ar)r^s dr, \end{aligned} \quad (7.2)$$

and $\chi_1(r)$ is the jump of the tangential derivative of the normal displacement introduced in (2.3). Note that the problem can equivalently be formulated by means of the singular integral equation

$$\frac{1}{4\pi} \int_a^b \chi_1(\rho) \left(\frac{1}{\rho - r} + \frac{r^2 + 4r\rho - \rho^2}{(\rho + r)^3} \right) d\rho = p_\theta(r), \quad a < r < b, \quad (7.3)$$

and reduced to the vector Riemann-Hilbert problem (7.1) by employing the Mellin transform and the Mellin convolution theorem. Following the scheme of Section 5 we factorize the function $L(s)$,

$$L(s) = \frac{\tan \pi s}{4} L_0(s), \quad L_0(s) = 1 - \frac{s^2}{\sin^2 \frac{\pi s}{2}}, \quad (7.4)$$

in the form

$$\begin{aligned} L(t) &= -\frac{1}{4} \frac{L^+(t)}{L^-(t)}, \quad t \in \Omega, \\ L^\pm(s) &= a^\pm(s)X^\pm(s), \quad a^+(s) = \frac{\Gamma(\frac{1}{2} - \frac{s}{2})}{\Gamma(-\frac{s}{2})}, \quad a^-(s) = \frac{\Gamma(1 + \frac{s}{2})}{\Gamma(\frac{1}{2} + \frac{s}{2})}, \end{aligned}$$

$$\begin{aligned}
X^\pm(s) &= \exp \left\{ \frac{1}{2\pi i} \int_{\Omega} \frac{\log L_0(t) dt}{t-s} \right\} \\
&= \exp \left\{ -\frac{s}{\pi} \int_0^\infty \log \left(1 - \frac{\tau^2}{\sinh^2 \frac{\pi\tau}{2}} \right) \frac{d\tau}{\tau^2 + s^2} \right\}, \quad s \in D^\pm.
\end{aligned} \tag{7.5}$$

In the case of constant loading, $\sigma_\theta(r, 0) = -P = \text{const}$, $a < r < b$, after substituting the factorization formulas into (7.1) we deduce

$$\begin{aligned}
& -\frac{\chi^-(s)}{4L^-(s)} + \frac{\delta^{s+1}}{4L^-(s)L(s)} \left[\sigma^-(s) + \frac{P}{s+1} \right] + \frac{p_+}{s+1} - \Lambda^+(s) \\
&= \frac{1}{L^+(s)} \left[\sigma^+(s) - \frac{P}{s+1} \right] + \frac{p_+}{s+1} - \Lambda^+(s) = 0, \quad s \in C, \\
& L^-(s) \left[\sigma^-(s) + \frac{P}{s+1} \right] - \frac{p_-}{s+1} - \Lambda^-(s) \\
&= -\frac{1}{4}L^+(s)\chi^+(s) + \frac{\delta^{-s-1}L^+(s)}{4L(s)} \left[\sigma^+(s) - \frac{P}{s+1} \right] - \frac{p_-}{s+1} - \Lambda^-(s) = C^\circ, \quad s \in C.
\end{aligned} \tag{7.6}$$

Here,

$$\begin{aligned}
p_+ &= \frac{P}{L^+(-1)}, \quad p_- = \frac{\pi PL^+(-1)}{4}, \\
\Lambda^+(s) &= \frac{A_0^+}{s} + \sum_{m=1}^{\infty} \frac{A_m^+}{s-s_m}, \quad \Lambda^-(s) = \sum_{m=1}^{\infty} \frac{A_m^-}{s+s_m},
\end{aligned} \tag{7.7}$$

and $\pm s_m \in D^\mp$ ($m = 1, 2, \dots$) are complex-conjugate zeros of the function $s^2 - \sin^2 \frac{\pi s}{2}$. The coefficients A_0^+ , A_m^\pm ($m = 1, 2, \dots$), and the constant C° are to be determined.

Relations (7.6) enable us to express the solution of the vector Riemann-Hilbert problem in terms of the series (7.7)

$$\begin{aligned}
\sigma^+(s) &= \frac{P}{s+1} + L^+(s) \left[\Lambda^+(s) - \frac{p_+}{s+1} \right], \\
\sigma^-(s) &= -\frac{P}{s+1} + \frac{1}{L^-(s)} \left[\Lambda^-(s) + C^\circ + \frac{p_-}{s+1} \right], \\
\chi^-(s) &= \frac{\delta^{s+1}}{L^-(s)L(s)} \left[\Lambda^-(s) + C^\circ + \frac{p_-}{s+1} \right] - 4L^-(s) \left[\Lambda^+(s) - \frac{p_+}{s+1} \right], \\
\chi^+(s) &= \frac{\delta^{-s-1}L^+(s)}{L(s)} \left[\Lambda^+(s) - \frac{p_+}{s+1} \right] - \frac{4}{L^+(s)} \left[\Lambda^-(s) + C^\circ + \frac{p_-}{s+1} \right].
\end{aligned} \tag{7.8}$$

It is immediately verified that $\chi^+(s) = \delta^{-s-1}\chi^-(s)$. In general, for arbitrary chosen coefficients A_0^+ and A_m^\pm ($m = 1, 2, \dots$), the functions $\chi^\pm(s)$ have inadmissible simple poles in the half-planes D^\pm , respectively. The poles become removable singularities if the coefficients solve the following system of linear algebraic equations:

$$\begin{aligned}
A_n^+ &= \delta^{s_{n+1}} \Delta_n^- \left(C^\circ + \frac{p_-}{s_n+1} + \sum_{m=1}^{\infty} \frac{A_m^-}{s_n+s_m} \right), \quad n = 0, 1, \dots, \\
A_n^- &= \delta^{s_n-1} \Delta_n^+ \left(\frac{p_+}{s_n-1} - \sum_{m=0}^{\infty} \frac{A_m^+}{s_n+s_m} \right), \quad n = 1, 2, \dots,
\end{aligned} \tag{7.9}$$

where

$$\Delta_n^\pm = \frac{[L^\pm(\mp s_n)]^{\pm 2} \sin \pi s_n}{\pi \sin \pi s_n - 4s_n}, \quad n = 1, 2, \dots, \quad \Delta_0^- = \frac{2\pi}{(\pi^2 - 4)[L^-(0)]^2}, \quad s_0 = 0. \quad (7.10)$$

We shift the contour Ω to the imaginary axis and use the Sokhotski-Plemelj formula for the limit values of the function $X(s)$ on the contour Ω_0

$$X^\pm(t) = \exp \left\{ \pm \frac{1}{2} \log L_0(t) + \frac{1}{2\pi i} P.V. \int_{\Omega_0} \log L_0(\tau) \frac{d\tau}{\tau - t} \right\}, \quad t \in \Omega_0, \quad (7.11)$$

where $\Omega_0 = \{\text{Re } t = 0, -\infty < \text{Im } t < \infty\}$. Passing to the limit $t \rightarrow 0^+$ we find

$$X^-(0) = \frac{\pi}{\sqrt{\pi^2 - 4}}, \quad L^-(0) = \sqrt{\frac{\pi}{\pi^2 - 4}}, \quad \Delta_0^- = 2. \quad (7.12)$$

The constant C° is fixed by the condition $\chi^-(0) = 0$. Similar to Section 5 we employ the first equation for $n = 0$ in (7.9) and derive the following equation for the constant C° :

$$2\delta[(C^\circ + a_1^- + p_-)(\log \delta - L_0) - a_2^- - p_-] + a_1^+ + p_+ - L_0 A_0^+ = 0, \quad (7.13)$$

where

$$L_0 = \frac{1}{L^-(0)} \frac{d}{ds} L^-(0), \quad a_j^\pm = \sum_{m=1}^{\infty} \frac{A_m^\pm}{s_m}. \quad (7.14)$$

To compute L_0 , we integrate by parts in the integral in formula (7.11) and differentiate $X^-(t)$

$$\frac{d}{dt}[X^-(t)] = X^-(t) \left[-\frac{L_0'(t)}{2L_0(t)} + \frac{1}{2\pi i} P.V. \int_{\Omega_0} \frac{L_0'(\tau)}{L_0(t)} \frac{d\tau}{\tau - t} \right]. \quad t \in \Omega_0. \quad (7.15)$$

By passing to the limit $t \rightarrow 0$ and taking into account that

$$L_0'(\tau) = \frac{2\tau}{\sin^2 \frac{\pi\tau}{2}} \left(-1 + \frac{\pi\tau}{2} \cot \frac{\pi\tau}{2} \right) \sim -\frac{2}{3}\tau, \quad \tau \rightarrow 0, \quad (7.16)$$

we derive

$$\frac{d}{ds} X^-(0) = X^-(0) X_1, \quad (7.17)$$

where

$$X_1 = \frac{2}{\pi} \int_0^\infty \frac{\frac{\pi\tau}{2} \coth \frac{\pi\tau}{2} - 1}{\tau^2 - \sinh^2 \frac{\pi\tau}{2}} d\tau. \quad (7.18)$$

The integrand is bounded and has the limit $\frac{1}{3}\pi^2(4 - \pi^2)^{-1}$ at the point 0 and exponentially decays at infinity. Now, since

$$\frac{d}{ds} a^-(s) = \frac{\Gamma(1 + \frac{s}{2})}{2\Gamma(\frac{1}{2} + \frac{s}{2})} \left[\psi \left(1 + \frac{s}{2} \right) - \psi \left(\frac{1}{2} + \frac{s}{2} \right) \right] \sim \frac{\log 2}{\sqrt{\pi}}, \quad s \rightarrow 0, \quad (7.19)$$

we have the following formula for L_0 :

$$L_0 = X_1 + \log 2. \quad (7.20)$$

It is convenient to eliminate the constant C° from the infinite system (7.9). We represent the unknown coefficients in the form

$$A_m^\pm = C A_{0m} + A_{1m}^\pm \quad (7.21)$$

and denote

$$f_{0n}^- = 1, \quad f_{1n}^- = \frac{p_-}{s_n + 1}, \quad f_{0n}^+ = 0, \quad f_{1n}^+ = \frac{p_+}{s_n - 1}. \quad (7.22)$$

Then the new coefficients A_{0m}^\pm and A_{1m}^\pm are solutions of two separate systems of linear algebraic equations

$$\begin{aligned} A_{jn}^+ &= \delta^{s_n+1} \Delta_n^- \left(f_{jn}^- + \sum_{m=1}^{\infty} \frac{A_{jm}^-}{s_n + s_m} \right), \quad n = 0, 1, \dots, \\ A_{jn}^- &= \delta^{s_n-1} \Delta_n^+ \left(f_{jn}^+ - \sum_{m=0}^{\infty} \frac{A_{jm}^+}{s_n + s_m} \right), \quad n = 1, 2, \dots \end{aligned} \quad (7.23)$$

Due to the factors δ^{s_n+1} and δ^{s_n-1} the rate of convergence of an approximate solution to the exact one is exponential.

On substituting the representations (7.21) into the equation for the constant C° (7.13) and denoting

$$a_{jk}^\pm = \sum_{m=1}^{\infty} \frac{A_{jm}^\pm}{s_m^k} \quad (7.24)$$

we express the constant C° through the solutions of the systems (7.23)

$$C^\circ = \frac{a_{11}^+ + p_+ - L_0 A_{10}^+ - 2\delta[(\log \delta - L_0)(a_{11}^- + p_-) - a_{12}^- - p_-]}{2\delta[(\log \delta - L_0)(a_{01}^- + 1) - a_{02}^-] - a_{01}^+ + L_0 A_{00}^+}. \quad (7.25)$$

Finally, we determine the stress intensity factors

$$K_I^- = \lim_{r \rightarrow a^-} \sqrt{2\pi(a-r)} \sigma_\theta(r, 0), \quad K_I^+ = \lim_{r \rightarrow b^+} \sqrt{2\pi(r-b)} \sigma_\theta(r, 0). \quad (7.26)$$

From one side, by the abelian transform for the Mellin integrals,

$$\sigma^-(s) \sim \frac{s^{-1/2}}{\sqrt{2a}} K_I^-, \quad s \in D^-, \quad \sigma^+(s) \sim \frac{(-s)^{-1/2}}{\sqrt{2b}} K_I^+, \quad s \in D^+, \quad s \rightarrow \infty. \quad (7.27)$$

On the other side, from the representation formulas (7.8), the asymptotics of these functions at infinity have the form

$$\begin{aligned} \sigma^-(s) &\sim \left(\frac{s}{2}\right)^{-1/2} C, \quad s \in D^-, \quad s \rightarrow \infty. \\ \sigma^+(s) &\sim \frac{(-s)^{-1/2}}{\sqrt{2}} \left(p_+ - \sum_{m=1}^{\infty} A_m^+ \right), \quad s \in D^+, \quad s \rightarrow \infty. \end{aligned} \quad (7.28)$$

Formulas (7.27) and (7.28), when combined, give the stress intensity factors at the crack tips $r = a$ and $r = b$ in the case of constant loading

$$K_I^- = 2\sqrt{a}C, \quad K_I^+ = \sqrt{b} \left(\frac{P}{L^+(-1)} - \sum_{m=0}^{\infty} A_m^+ \right). \quad (7.29)$$

It is of interest to find the asymptotics of the factors when b is fixed and $a \rightarrow 0$ or, equivalently, when $\delta \rightarrow 0$. Analysis of equation (7.13) shows that

$$C \sim -\frac{P}{2L^+(-1)} \frac{1}{\delta \log \delta}, \quad \delta \rightarrow 0. \quad (7.30)$$

From the system (7.9),

$$\sum_{m=0}^{\infty} A_m^+ = O\left(\frac{1}{\log \delta}\right), \quad \delta \rightarrow 0. \quad (7.31)$$

Therefore

$$K_I^+ \sim K_I, \quad K_I^- \sim -\frac{K_I}{\sqrt{\delta} \log \delta}, \quad \delta \rightarrow 0, \quad (7.32)$$

where K_I is the stress intensity factor at the crack tip $r = b$ when $a = 0$

$$K_I = \sqrt{\pi b} P \gamma, \quad \gamma = \exp \left\{ -\frac{1}{\pi} \int_0^\infty \log \left(1 - \frac{\tau^2}{\sinh^2 \frac{\pi \tau}{2}} \right) \frac{d\tau}{\tau^2 + 1} \right\} \approx 1.1215222. \quad (7.33)$$

This result is consistent with the value $\gamma = 1.1215$ obtained in [17].

Finally, as in Section 5, we determine the potential energy δU^- released when the crack extends from $r = a$ to $r = a - h$, while b is fixed, and the corresponding value δU^+ associated with the crack tip $r = b$,

$$\delta U^\pm \sim \frac{h}{E} (K_I^\pm)^2, \quad h \rightarrow 0. \quad (7.34)$$

When the crack is close to the boundary of the half-plane, we have

$$\delta U^- \sim \frac{h}{E \delta \log \delta} K_I^2, \quad \delta U^+ \sim \frac{h}{E} K_I^2, \quad h \rightarrow 0, \quad \delta \rightarrow 0. \quad (7.35)$$

8 Conclusion

We have analyzed model problems of a crack in a wedge when the crack $a < r < b$ is an edge slit ($a = 0$) or an internal cut ($a > 0$). Our attention has been focussed on the case when the crack $\{0 \leq a < r < b, \theta = 0\}$ is located in the wedge $\{0 < r < \infty, -\pi < \theta < \alpha\}$, $0 < \alpha < \pi$. The solution [14] to this problem of an edge crack $a = 0$ was obtained by matrix factorization of the kernel of the order-2 vector Wiener-Hopf problem. The results [14] also include approximate formulas for the weight matrix needed for the stress intensity factors. We have modified the factorization [14] by first splitting the kernel into a dominant scalar function responsible for the solution singularities and a ‘‘regular’’ matrix whose factorization is more convenient for numerical purposes. We have considered two cases of the loading and determined the stress intensity factors by quadratures. The first case is standard and concerns constant normal and tangential loads applied to the crack faces. The second one uses the eigen-solution of the singular problem of elasticity of a wedge whose angle $\alpha + \pi \in (\pi, 2\pi)$ [9]. The wedge boundary and the crack faces are assumed to be free of traction, while at infinity, the stresses decay as $r^{\mu-1}$, where $\mu \in (0, 1)$ is a real root of the associated characteristic equation of the wedge without a crack.

In the case of an internal crack, we reduced the model to an order-4 vector Riemann-Hilbert problem. For its solution, we have proposed a method that uses the 2×2 matrix factorization arising in the model of the edge crack and requiring solving an infinite system of linear algebraic equations of the second kind. What is important is that the rate of convergence of the approximate solution to the exact one is exponential. We have derived the stress intensity factors $K_{I,II}^+$ and $K_{I,II}^-$ at the crack tips $r = b$ and $r = a$, respectively. It has been discovered that

$$\begin{pmatrix} K_I^- \\ K_{II}^- \end{pmatrix} \sim -\frac{1}{\sqrt{\delta} \log \delta} Q \begin{pmatrix} K_I \\ K_{II} \end{pmatrix}, \quad \delta = \frac{a}{b} \rightarrow 0, \quad (8.1)$$

where Q is a matrix whose entries are independent of the loading and functions of the angle α only and $K_{I,II} = K_{I,II}^+|_{a=0}$. We have established that, when the crack $\{a < r < b, \theta = 0\}$ advances to the left, $r = a - h$ ($h > 0$ and small) and a is close to the wedge vertex, then the potential energy increment δU has the form

$$\delta U \sim \frac{h}{E \delta \log^2 \delta} (K_I^2 + K_{II}^2), \quad h \rightarrow 0, \quad \delta \rightarrow 0, \quad (8.2)$$

where E is the Young modulus.

In the general case of the problem, when the crack $\{a < r < b, \theta = 0\}$ is in an arbitrary wedge $\{0 < r < \infty, -\alpha_1 < \theta < \alpha_2\}$, the associated 2×2 matrix kernel cannot be factorized by the methods available in the literature. However, if the left and right factorizations become available, then the asymptotic formula (8.1) is also valid with the matrix Q expressible through not explicitly defined Wiener-Hopf factors and independent of the loading. Finally, we note that in the case of an internal crack orthogonal to the boundary of a half-plane and close to the boundary, formula (8.1) is simplified, and the stress intensity factors at the tips a and b , K_I^- and $K_I|_{a=0}$, respectively, are connected by

$$K_I^- \sim -\frac{K_I}{\sqrt{\delta} \log \delta}, \quad \delta \rightarrow 0. \quad (8.3)$$

References

- [1] Y. A. Antipov, Exact solution of the problem of pressing an annular stamp into a half-space, Dokl. Akad. Nauk Ukrain. SSR Ser. A no. 7, 29–33 (1987).
- [2] Y. A. Antipov, Analytic solution of a two-dimensional problem for a half-plane with a crack that is close to the boundary, Studies in elasticity and plasticity **16**, 14–23 (Leningrad Univ., Leningrad, 1990).
- [3] Y. A. Antipov, D. Bardzokas and G. E. Exadactylos, Interface edge crack in a bimaterial elastic half-plane, Int. J. Fracture **88**, 281–304, (1997).
- [4] Y. A. Antipov, Vector Riemann-Hilbert problem with almost periodic and meromorphic coefficients and applications, Proc. A **471**, no. 2180, 20150262 (2015).
- [5] Y.A. Antipov, Rapid transient motion of a thin rigid body in an elastic medium, SIAM J. Appl. Math. **79**, 2080–2106 (2019).
- [6] R. D. Bantsuri, Solution of the first fundamental problem of elasticity theory for a wedge having a finite slit, Dokl. Akad. Nauk SSSR **167**, 1256–1259 (1966).
- [7] O. L. Bowie, Rectangular tensile sheet with symmetric edge cracks, Tran. ASME J. Appl. Mech. **31**, 208–212 (1964).
- [8] H. F. Buecker, Some stress singularities and their computation by means of integral equations, Boundary problems in differential equations, 215–230 (University of Wisconsin Press, Madison, WI, 1960)
- [9] G. P. Cherepanov, Mechanics of Brittle Fracture (McGraw-Hill, New York, 1979).
- [10] H. E. Doran and V. T. Buchwald. The half-plane with an edge crack in plane elastostatics, IMA J. Appl. Math. **5**, 91–112 (1969).
- [11] I. C. Gohberg and M. G. Kreĭn, Systems of integral equations on a half line with kernels depending on the difference of arguments, Amer. Math. Soc. Transl. (2) **14**, 217–287 (1960).
- [12] G. R. Irwin, The crack extension-force for a crack at a free surface boundary, Naval Res. Lab., Washington, D. C., NRL Report 5120 (1958).
- [13] A. A. Khrapkov, Certain cases of the elastic equilibrium of an infinite wedge with a non-symmetric notch at the vertex, subjected to concentrated forces, J. Appl. Math. Mech. (PMM) **35**, 625–637 (1971).

- [14] A. A. Khrapkov, The first basic problem for a notch at the apex of an infinite wedge, *Int. J. Fract. Mech.* **7**, 373–382 (1971).
- [15] A. V. Kisil, An iterative Wiener-Hopf method for triangular matrix functions with exponential factors, *SIAM J. Appl. Math.* **78**, 45-62 (2018).
- [16] W. T. Koiter, On the flexural rigidity of a beam weakened by transverse saw-cuts, *Proc. Kon. Ned. Ak. Wet. (B)* **59**, 354-374 (1956).
- [17] W. T. Koiter, Discussion: “Rectangular tensile sheet with symmetric edge cracks” (Bowie, O. L., 1964, *ASME J. Appl. Mech.* 31, pp. 208–212), *Tran. ASME J. Appl. Mech.* **32**, 237 (1965).
- [18] B. I. Smetanin, Some problems of slits in an elastic wedge and layer, *Mech. Solids (MTT)* **3**, No 2, 107-113 (1968).
- [19] R. P. Srivastav and Prem Narain, Certain two-dimensional problems of stress distribution in wedge-shaped elastic solids under discontinuous load, *Proc, Cambridge Phil. Soc.* **61**, 945-954 (1965).
- [20] L. A. Wigglesworth, Stress distribution in a notched plate, *Mathematika* **4**, 76-96 (1957).