

Temporal Coarse Graining for Classical Stochastic Noise in Quantum Systems

Tameem Albash,^{1,*} Steve Young,¹ and N. Tobias Jacobson¹

¹*Center for Computing Research, Sandia National Laboratories, Albuquerque NM, 87185 USA*

Simulations of quantum systems with Hamiltonian classical stochastic noise can be challenging when the noise exhibits temporal correlations over a multitude of time scales, such as for $1/f$ noise in solid-state quantum information processors. Here we present an approach for simulating Hamiltonian classical stochastic noise that performs temporal coarse-graining by effectively integrating out the high-frequency components of the noise. We focus on the case where the stochastic noise can be expressed as a sum of Ornstein-Uhlenbeck processes. Temporal coarse-graining is then achieved by conditioning the stochastic process on a coarse realization of the noise, expressing the conditioned stochastic process in terms of a sum of smooth, deterministic functions and bridge processes with boundaries fixed at zero, and performing the ensemble average over the bridge processes. For Ornstein-Uhlenbeck processes, the deterministic components capture all dependence on the coarse realization, and the stochastic bridge processes are not only independent but taken from the same distribution with correlators that can be expressed analytically, allowing the associated noise propagators to be precomputed once for all simulations. This combination of noise trajectories on a coarse time grid and ensemble averaging over bridge processes has practical advantages, such as a simple concatenation rule, that we highlight with numerical examples.

I. INTRODUCTION

The development of quantum information processors benefits from detailed modeling of underlying noise processes for error attribution of benchmark performance [1–9], control pulse optimizations [10, 11], and error correction [12–14]. As error rates become smaller, it becomes important to develop simulation methods that are able to faithfully simulate the noisy dynamics over longer time scales in order to magnify the effects of noise. With primitive operations on the order 100’s of nanoseconds, experiments of benchmarking protocols can be on the order of seconds [15, 16], so wall-clock simulations of these experiments cover a broad range of timescales.

Accurate simulation of such systems can pose a serious challenge even in the case where the noise can be described as a classical stochastic process in the Hamiltonian [17–23]. This is true, for example, for solid-state qubit systems [24–29] where the T_1 times for relaxation processes are sufficiently large compared to T_2 times such that they may be ignored [30, 31]. These systems are challenging to simulate, even with this simplification, because they exhibit noise with temporally correlated noise over large time scales such as in the case of $1/f$ noise [32–35]. For example, brute-force integration of the Schrödinger equation necessitates a small time step to faithfully capture the high-frequency components of the noise and avoid aliasing, but this small step size can be orders of magnitude longer than the time needed to study the effect of slow drift [16, 36–40] arising from the low frequency components. This broad range of relevant timescales results in high simulation cost.

In this work, we focus on the case of noise consisting of classical stochastic processes in the Hamiltonian $H(t)$

of the form:

$$H(t) = H_I(t) + H_N(t), \quad (1)$$

where $H_I(t)$ denotes the ideal time-dependent Hamiltonian that generates the ideal dynamics and $H_N(t)$ denotes the noise described by classical stochastic noise processes. In this context, one approach to circumvent the above multi-scale noise issue is to derive an effective quantum process description [41, 42] of the system dynamics over some relevant time scale using the standard Magnus [43, 44] and cumulant expansion [45, 46]. This is accomplished by performing an ensemble average over the stochastic processes under suitable assumptions about the noise. This approach can be recast in terms of filter functions [17, 47–51], as presented in Refs. [21, 22], which provides a convenient formulation. The disadvantage of this approach though is that in the case of a sequence of unitary operations, i.e. $U(t_n, t_0) = \prod_{k=1}^n U_k(t_k, t_{k-1})$, such as those describing a quantum circuit, there is not a concatenation rule to calculate the quantum process except under the assumption that the ideal Hamiltonian $H_I(t)$ is constant during each interval $[t_{k-1}, t_k]$ [21, 22].

Here we present an alternative approach to tackling the multi-scale noise issue. We focus on stochastic processes that can be expressed as a sum of independent Ornstein-Uhlenbeck (OU) processes [52]. While choosing to focus on OU processes, which are Markovian and Gaussian, may seem restrictive, sums of independent OU processes can give rise to non-Markovian Gaussian processes that capture physically relevant $1/f$ power spectral densities [53]. We nonetheless expect our approach to be applicable to other Markovian processes.

In our approach, temporal coarse-graining is achieved by conditioning each of our OU stochastic processes on a realization of the noise process on a coarse time grid. The conditioned stochastic process is then given by a sequence of OU bridge processes [54], where each bridge

* tnalbas@sandia.gov

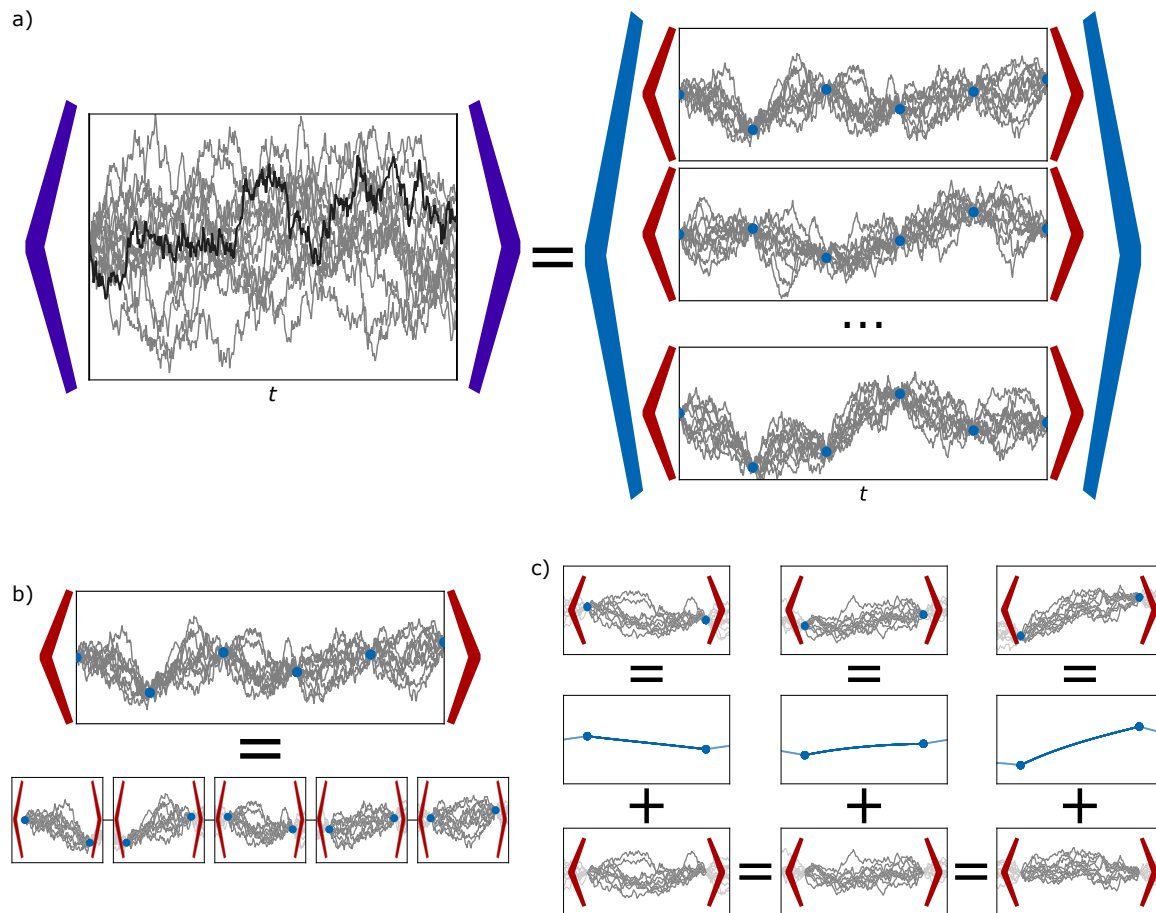


FIG. 1. Schematic of how the ensemble average is performed in our temporal coarse-graining approach. (a) The ensemble average over independent OU stochastic processes, denoted by the purple brackets, is implemented using two different ensemble averages. The first ensemble average (blue bracket) is over OU processes conditioned on a coarse realization of the process (blue points). This is followed by an ensemble average over independent coarse noise realizations of the OU process (red bracket). (b) The ensemble average over the conditioned OU processes satisfies a simple concatenation rule because each time segment between a pair of coarse time points is independent. (c) The conditioned OU process can be expressed in terms of a deterministic function, which depends on the coarse noise realization, and a zero-boundary bridge process that is independent of the coarse noise realization. The zero-boundary bridge processes between segments are independent and identically distributed, and the ensemble average is performed over the zero-boundary bridge processes.

process has its boundary values fixed by the coarse noise realization. Each OU bridge processes can be further expressed in terms of a deterministic function and an OU bridge process that is fixed at zero at its boundaries. Performing an ensemble average over the zero-boundary bridge process effectively integrates over the high frequency components of the noise. Furthermore, the independence of the zero-boundary bridge processes means the ensemble average dynamics corresponds to a composition of maps for each coarse time step, which gives a simple concatenation rule. The ensemble average over the noise is completed by taking an average over different realizations of the noise process on the coarse time grid. We illustrate this procedure in Fig. 1.

This approach based on conditioning the stochastic process gives rise to a ‘hybrid’ method involving a Monte Carlo aspect (generating noise realizations on

the coarse time grid) and ensemble averaged dynamics. We note that our approach is also different from the approach of temporal coarse-graining proposed in Ref. [55], which relies on implementing process tomography sequentially in time. While our discussion focuses on Hamiltonian dynamics, the approach we describe can also be used for dynamics governed by a Gorini–Kossakowski–Sudarshan–Lindblad master equation [56, 57] with classical stochastic noise.

The manuscript is organized as follows. In Sec. II we give a detailed derivation of our approach using conditioned stochastic processes. In Sec. III, we present three examples to illustrate this approach. In particular, we simulate repeated applications of a 3-qubit weight-2 parity check circuit encoded in 6 spins. This simulation involves a sequence of mid-circuit measurements, which requires temporal correlation to be tracked across the mid-

circuit measurement, and is achieved without any additional overhead with our method. In Sec. IV, we discuss the computational costs of our method in more detail. Finally, we conclude in Sec. V.

II. METHOD

A. Magnus and Cumulant Expansion Formalism

We proceed to give a detailed derivation of our approach for simulating the dynamics associated with a time-dependent Hamiltonian $H(t)$ of the form in Eq. (1). We express the exact unitary U generated by the Hamiltonian $H(t)$ as a decomposition of an ideal unitary U_I and a noise unitary \tilde{U}_N :

$$U(t, t_0) = \text{T exp} \left[-i \int_{t_0}^t d\tau H(\tau) \right] = U_I(t, t_0) \tilde{U}_N(t, t_0), \quad (2)$$

where $U_I(t, t_0)$ satisfies $\frac{d}{dt} U_I(t, t_0) = -i H_I(t) U_I(t, t_0)$. Note that we assume units where $\hbar = 1$. The equation of motion for $\tilde{U}_N(t, t_0)$ is given by:

$$\begin{aligned} \frac{d}{dt} \tilde{U}_N(t, t_0) &= -i U_I(t, t_0)^\dagger H_N(t) U_I(t, t_0) \tilde{U}_N(t, t_0) \\ &= -i \tilde{H}_N(t) \tilde{U}_N(t, t_0). \end{aligned} \quad (3)$$

We can formally solve this using a Magnus expansion [43, 44],

$$\tilde{U}_N(t, t_0) = \exp \left[-i \sum_{n=1}^{\infty} \tilde{\Phi}_n(t, t_0) \right]. \quad (4)$$

The first-order term is given by:

$$\tilde{\Phi}_1(t, t_0) = \int_{t_0}^t d\tau \tilde{H}_N(\tau). \quad (5)$$

The second-order term in our Magnus expansion is:

$$\tilde{\Phi}_2(t, t_0) = -\frac{i}{2} \int_{t_0}^t dt_1 \int_{t_0}^{t_1} dt_2 \left[\tilde{H}_N(t_1), \tilde{H}_N(t_2) \right]. \quad (6)$$

We note that both $\tilde{\Phi}_1$ and $\tilde{\Phi}_2$ are Hermitian operators, so the operator $\exp(-i(\tilde{\Phi}_1(t, t_0) + \tilde{\Phi}_2(t, t_0)))$ is unitary.

To proceed, let us assume that $H_N(t) = \sum_{\alpha=1}^n \eta_\alpha(t) B_\alpha(t)$, where $\eta_\alpha(t)$ is a pure real stochastic process and $B_\alpha(t)$ is a time-dependent Hermitian operator. We then have:

$$\begin{aligned} \tilde{H}_N(\tau, t_0) &= U_I(\tau, t_0)^\dagger H_N(\tau) U_I(\tau, t_0) \\ &= \sum_{\alpha} \eta_\alpha(\tau) U_I(\tau, t_0)^\dagger B_\alpha(\tau) U_I(\tau, t_0) \\ &= \sum_{\alpha} \eta_\alpha(\tau) \tilde{B}_\alpha(\tau, t_0). \end{aligned} \quad (7)$$

We now go one step further and assume that $\{P_k\}$ form a Hermitian orthonormal basis of operators for the vector space of linear operators (Liouville space). Then we can expand:

$$\tilde{B}_\alpha(\tau, t_0) = \sum_{k=1}^{d^2} \tilde{B}_{\alpha k}(\tau, t_0) P_k, \quad (8)$$

where

$$\begin{aligned} \tilde{B}_{\alpha k}(\tau, t_0) &= \text{Tr} \left(P_k \tilde{B}_\alpha(\tau, t_0) \right) \\ &= \text{Tr} \left(P_k U_I^\dagger(\tau, t_0) B_\alpha(\tau) U_I(\tau, t_0) \right) \\ &= \text{Tr} \left(B_\alpha(\tau) U_I(\tau, t_0) P_k U_I^\dagger(\tau, t_0) \right). \end{aligned} \quad (9)$$

We can interpret the expression for $\tilde{B}_{\alpha k}(\tau, t_0)$ in Eq. (9) in the superoperator formalism, where this would correspond to the inner product $(B_\alpha(\tau) | \mathcal{U}_I(\tau, t_0) | P_k)$. We then have for the first-order Magnus term:

$$\tilde{\Phi}_1(t, t_0) = \sum_{k=1}^{d^2} P_k \left(\int_{t_0}^t d\tau \sum_{\alpha=1}^n \eta_\alpha(\tau) \tilde{B}_{\alpha k}(\tau, t_0) \right). \quad (10)$$

Suppose for example that $\tau > t_1 > t_0$. We can then express

$$\begin{aligned} \tilde{B}_{\alpha k}(\tau, t_0) &= \text{Tr} \left(B_\alpha(\tau) U_I(\tau, t_1) U_I(t_1, t_0) P_k \right. \\ &\quad \left. U_I^\dagger(t_1, t_0) U_I^\dagger(\tau, t_1) \right) \\ &= (B_\alpha(\tau) | \mathcal{U}_I(\tau, t_1) \mathcal{U}_I(t_1, t_0) | P_k) \\ &= \sum_{l=1}^{d^2} \tilde{B}_{\alpha l}(\tau, t_1) (\mathcal{U}_I(t_1, t_0))_{lk}, \end{aligned} \quad (11)$$

where \mathcal{U}_I is the superoperator associated with U_I : $\mathcal{U}_I(t, t_0) = U_I(t, t_0) \odot U_I^\dagger(t, t_0)$, where \odot denotes the argument of the superoperator.

The derivation for the second-order Magnus term proceeds in a similar way. Using our expressions in Eqs. (7) and (8), we have:

$$\begin{aligned} \tilde{\Phi}_2(t, t_0) &= -\frac{i}{2} \sum_{k, k'=1}^{d^2} \left(\int_{t_0}^t dt_1 \sum_{\alpha=1}^n \eta_\alpha(t_1) \tilde{B}_{\alpha k}(t_1, t_0) \right. \\ &\quad \left. \int_{t_0}^{t_1} \sum_{\alpha'=1}^n \eta_{\alpha'}(t_2) \tilde{B}_{\alpha' k'}(t_2, t_0) \right) [P_k, P_{k'}]. \end{aligned} \quad (12)$$

It is now convenient to consider the superoperator associated with the unitary \tilde{U}_N , given by

$$\tilde{\mathcal{U}}_N(t, t_0) = \tilde{U}_N(t, t_0) \odot \tilde{U}_N(t, t_0)^\dagger = e^{-i \sum_{n=1}^{\infty} \tilde{\mathcal{L}}_n(t, t_0)}, \quad (13)$$

where $\tilde{\mathcal{L}}_n(t, t_0)$ are the superoperator Magnus expansion terms:

$$\tilde{\mathcal{L}}_1(t, t_0) = [\tilde{\Phi}_1(t, t_0), \odot], \quad (14a)$$

$$\tilde{\mathcal{L}}_2(t, t_0) = [\tilde{\Phi}_2(t, t_0), \odot]. \quad (14b)$$

In order to perform an ensemble average over stochastic noise realizations, which we denote by \odot , we use the cumulant expansion. The cumulant expansion of $\tilde{\mathcal{U}}_N$ is given by [45]:

$$\overline{\tilde{\mathcal{U}}_N(t, t_0)} = e^{\mathcal{K}(t, t_0)}, \quad (15)$$

and

$$\mathcal{K}(t, t_0) = \sum_{k=1}^{\infty} \frac{(-i)^k}{k!} \overline{\left(\sum_{n=1}^{\infty} \tilde{\mathcal{L}}_n(t, t_0) \right)^k}^c, \quad (16)$$

where $\overline{\odot}^c$ denotes the cumulant average. For example:

$$\overline{\eta_\alpha(t)}^c = \overline{\eta_\alpha(t)}, \quad \overline{\eta_\alpha(t)\eta_\beta(t)}^c = \overline{\eta_\alpha(t)\eta_\beta(t)} - \overline{\eta_\alpha(t)} \cdot \overline{\eta_\beta(t)}. \quad (17)$$

If we consider the $k = 1$ term of \mathcal{K} , we have:

$$\overline{\left(\sum_{n=1}^{\infty} \tilde{\mathcal{L}}_n(t, t_0) \right)^c} = \overline{\left(\sum_{n=1}^{\infty} \tilde{\mathcal{L}}_n(t, t_0) \right)} = \overline{\left(\sum_{n=2}^{\infty} \tilde{\mathcal{L}}_n(t, t_0) \right)},$$

where we have assumed that the noise has mean zero so the average of the $n = 1$ term gives zero. Therefore, the leading-order behavior of \mathcal{K} is given by:

$$\begin{aligned} \mathcal{K}(t, t_0) &= -i \overline{\left(\tilde{\mathcal{L}}_2(t, t_0) + \dots \right)} \\ &\quad - \frac{1}{2} \overline{\left(\tilde{\mathcal{L}}_1(t, t_0)^2 + \dots \right)} + \dots, \end{aligned} \quad (18)$$

where the first (second) term arises from the $k = 1$ ($k = 2$) term, respectively. We give explicit expressions for these two terms in Appendix A, which reproduce the results of Ref. [22]. The first term is anti-Hermitian, $\overline{\left(-i\tilde{\mathcal{L}}_2(t, t_0) \right)}^\dagger = i\overline{\tilde{\mathcal{L}}_2(t, t_0)}$, so it corresponds to coherent errors since it generates unitary dynamics. The second term is Hermitian, $\overline{\left(\tilde{\mathcal{L}}_1(t, t_0)^2 \right)}^\dagger = \overline{\left(\tilde{\mathcal{L}}_1(t, t_0)^2 \right)}$, so it corresponds to decoherence described by a Liouvillian. Our final result is then that the evolution is approximated up to second order in the noise strength by:

$$\mathcal{U}(t, t_0) \approx \mathcal{U}_1(t, t_0) e^{-i\overline{\tilde{\mathcal{L}}_2(t, t_0)} - \frac{1}{2}\overline{\tilde{\mathcal{L}}_1(t, t_0)^2}}. \quad (19)$$

For a fixed t and t_0 , the error associated with truncating the Magnus and cumulant expansion can be reduced by truncating at a higher order. However another source of error can arise in calculating the integrals in Eqs. (10) and (12) numerically. If Eq. (9) must be computed on a discrete time grid, for example if $U_1(\tau, t_0)$ is not known analytically as a function of τ , then this time grid must be sufficiently fine such that these computations have an error that is smaller than that due to the truncated Magnus and cumulant expansion.

B. Ensemble Average over Bridge Processes

We now restrict to the case where the classical noise processes $\{\eta_\alpha(t)\}$ are given by an arbitrary sum of OU

processes:

$$\eta_\alpha(t) = \sum_n X_{\alpha n}(t), \quad (20)$$

where the set $\{X_{\alpha n}(t)\}$ are independent OU processes. An OU process $X(t)$ is a stochastic process satisfying the stochastic differential equation [52]

$$dX(t) = \gamma(\mu - X(t)dt) + \sigma dW(t), \quad (21)$$

where $\gamma, \sigma > 0$ and μ are parameters characterizing the process and $dW(t)$ denotes the Wiener increment. In addition to their nice mathematical properties, sums of OU processes can approximate $1/f$ noise when their parameters are chosen appropriately [32, 33, 53, 58, 59]. For completeness, we provide background information on OU processes in Appendix B. We now assume we have a realization of the OU process at time increments $\{t_0, t_1, \dots\}$ such that $X_{\alpha n}(t_k) = x_{\alpha nk}$. The OU process conditioned on adjacent values at t_k and t_{k-1} is denoted by $(X_{\alpha n}(t) | X_{\alpha n}(t_{k-1}) = x_{\alpha nk-1}, X_{\alpha n}(t_k) = x_{\alpha nk})$ and corresponds to an OU bridge process with boundary values $x_{\alpha nk-1}$ at t_{k-1} and $x_{\alpha nk}$ at t_k . We express our conditioned process as:

$$\begin{aligned} &(X_{\alpha n}(t) | X_{\alpha n}(t_{k-1}) = x_{\alpha nk-1}, X_{\alpha n}(t_k) = x_{\alpha nk}) \\ &= \mathbb{E}[(X_{\alpha nk}(t) | X_{\alpha n}(t_{k-1}) = x_{\alpha nk-1}, X_{\alpha n}(t_k) = x_{\alpha nk})] \\ &+ (X'_{\alpha n}(t) | X_{\alpha n}(t_{k-1}) = x_{\alpha nk-1}, X_{\alpha n}(t_k) = x_{\alpha nk}) \\ &= \eta_{\alpha nk}^{(D)}(t) + \eta_{\alpha nk}^{(S)}(t). \end{aligned} \quad (22)$$

The first term is the expectation value of an OU bridge process, and it depends on the boundary values in a fixed way. The second term is a (stochastic) OU bridge process that evaluates to zero at t_{k-1} and t_k and is independent of the boundary values and hence the specific noise realization. Because we have assumed the OU processes are independent, the only non-zero two-point correlator is between the stochastic variable with itself. We give further details about OU bridge processes in Appendix C, including analytic expressions for the expectation value of the OU bridge process (Eq. (C4)) and of the two-point correlation function (Eq. (C6)).

We now repeat the analysis in Sec. II A but where we have conditioned on a noise realization with values for the stochastic processes specified on the time grid $\{t_0, t_1, \dots\}$. We express our unitary $\mathcal{U}(t, t_0)$ as a sequence of unitaries, $\prod_{k=1} \mathcal{U}(t_k, t_{k-1})$, where for each $\mathcal{U}(t_k, t_{k-1}) = \mathcal{U}_1(t_k, t_{k-1}) \overline{\mathcal{U}}_N(t_k, t_{k-1})$ we perform the same Magnus expansion presented earlier. For each time interval $[t_k, t_{k-1}]$, we can express the stochastic processes $\eta_{\alpha n}(t)$ during that interval in terms of a deterministic function $\eta_{\alpha nk}^{(D)}(t)$ and a zero-boundary stochastic bridge process $\eta_{\alpha nk}^{(S)}(t)$ as in Eq. (22). Finally, we perform the ensemble average but only on the zero-boundary bridge processes. Because the zero-boundary bridge processes

are independent, we have the following property:

$$\overline{\prod_{k=1} \mathcal{U}_I(t_k, t_{k-1}) \tilde{\mathcal{U}}_N(t_k, t_{k-1})} = \prod_{k=1} \overline{\mathcal{U}_I(t_k, t_{k-1}) \tilde{\mathcal{U}}_N(t_k, t_{k-1})}. \quad (23)$$

This ensemble average corresponds to averaging over all noise trajectories that connect the boundary terms $(x_{\alpha n k-1}, x_{\alpha n k})$. The cumulant expansion then takes the form:

$$\mathcal{K}(t_k, t_{k-1}) = -i \left(\tilde{\mathcal{L}}_1^{(D)}(t_k, t_{k-1}) + \tilde{\mathcal{L}}_2^{(D)}(t_k, t_{k-1}) + \dots \right) - \frac{1}{2} \left(\overline{\tilde{\mathcal{L}}_1^{(S)}(t_k, t_{k-1})^2} + \overline{\tilde{\mathcal{L}}_2^{(S)}(t_k, t_{k-1})} + \dots \right) + \dots, \quad (24)$$

where $\tilde{\mathcal{L}}_1^{(D)}, \tilde{\mathcal{L}}_2^{(D)}$ only depend on the functions $\{\eta_{\alpha n k}^{(D)}(t)\}$ and $\overline{\tilde{\mathcal{L}}_1^{(S)}(t_k, t_{k-1})^2}, \overline{\tilde{\mathcal{L}}_2^{(S)}(t_k, t_{k-1})}$ only depend on the two-point correlations of $\{\eta_{\alpha n k}^{(S)}(t)\}$. Further details are provided in Appendix A. We note that because the deterministic functions and two-point correlation functions are known analytically (Eq. (C6)), the integrals associated with $\tilde{\mathcal{U}}_N(t_k, t_{k-1})$ can be evaluated without the need of generating fine-grained noise realizations.

We conclude by noting that we have the freedom to choose our time increments $\{t_1, t_2, \dots\}$ and that these increments need not be evenly spaced. Because the separation of the time increments dictates the duration of the bridge process, the separation effectively dictates which components of the noise are treated as decoherence versus coherent errors in a given increment. Using longer increments has the advantage of requiring fewer steps to realize the total dynamics, but it also incurs a higher approximation error in the truncated Magnus and cumulant expansion.

III. RESULTS

A. Single-Qubit Example

As a first example, we consider the case of a single-qubit Hamiltonian with only a noise term of the form $H(t) = \frac{1}{2}\eta(t)\sigma^x$, where σ^x denotes the Pauli- x operator and $\eta(t)$ is our classical stochastic process. In this case, the ideal evolution corresponds to the identity operation, and $B_\alpha(t) = \frac{1}{2}\sigma^x$. For simplicity, we consider the case where $\eta(t)$ is given by a single OU process, and we generate a realization of the process at time increments $\{t_k\}$. We write the conditioned OU process in the interval $t \in [t_{k-1}, t_k]$ as $\eta_k^{(D)}(t) + \eta_k^{(S)}(t)$, where the first term is deterministic and dependent on the realized noise trajectory and the second term is the zero-boundary bridge process that is independent of the realized noise

trajectory. Our zero-boundary bridge-ensemble averaged quantum process then takes the form:

$$\overline{\mathcal{U}(t_k, t_{k-1})} = \exp \left[-i \int_{t_{k-1}}^{t_k} \eta_k^{(D)}(\tau) d\tau \left[\frac{1}{2} \sigma^x, \odot \right] + \iint_{t_{k-1}}^{t_k} \overline{\eta_k^{(S)}(\tau_1) \eta_k^{(S)}(\tau_2)} d\tau_1 d\tau_2 \frac{1}{4} (\sigma^x \odot \sigma^x - \odot) \right] \quad (25)$$

where the explicit forms of $\eta_k^{(D)}(\tau)$ and $\overline{\eta_k^{(S)}(\tau_1) \eta_k^{(S)}(\tau_2)}$ are given in Eqs. (C4) and (C6) respectively. The first term in the exponential corresponds to a noise trajectory-dependent coherent error, with a strength given by the average drift of the noise over the time interval. The second term corresponds to a noise trajectory-independent dephasing in the σ^x basis, with a strength given by the two-point correlation of the zero-boundary bridge process.

B. Two-Qubit Example

As a second example, we consider the case of fluctuations of the exchange coupling between two spins:

$$H(t) = J(1 + \eta(t)) \vec{S}_1 \cdot \vec{S}_2 \quad (26)$$

where $S^a = \frac{1}{2}\sigma^a$ for $a = x, y, z$ are the spin-1/2 operators. We define the eigenbasis of S^z to be given by the spin-up $|\uparrow\rangle$ and spin-down $|\downarrow\rangle$ states such that $S^z|\uparrow\rangle = \frac{1}{2}|\uparrow\rangle$ and $S^z|\downarrow\rangle = -\frac{1}{2}|\downarrow\rangle$.

Because we are only considering a single noise operator, we drop the α index. We choose to work in the eigenbasis of the Hamiltonian given by the singlet and triplet states:

$$|S_0\rangle = \frac{1}{\sqrt{2}} (|\uparrow\downarrow\rangle - |\downarrow\uparrow\rangle), \quad (27a)$$

$$|T_0\rangle = \frac{1}{\sqrt{2}} (|\uparrow\downarrow\rangle + |\downarrow\uparrow\rangle), \quad (27b)$$

$$|T_-\rangle = |\downarrow\downarrow\rangle, \quad (27c)$$

$$|T_+\rangle = |\uparrow\uparrow\rangle. \quad (27d)$$

We write the ideal evolution operator in the interval $t \in [t_k, t_{k-1}]$ as:

$$U_I(t, t_{k-1}) = e^{i\frac{3}{4}J(\tau-t_{k-1})} |S_0\rangle\langle S_0| \oplus e^{-i\frac{1}{4}J(\tau-t_{k-1})} \times (|T_-\rangle\langle T_-| + |T_0\rangle\langle T_0| + |T_+\rangle\langle T_+|), \quad (28)$$

which suggests that a convenient choice of operator basis is one where we have:

$$P_0 = |S_0\rangle\langle S_0|, \quad (29a)$$

$$P_1 = \frac{1}{\sqrt{3}} (|T_-\rangle\langle T_-| + |T_0\rangle\langle T_0| + |T_+\rangle\langle T_+|), \quad (29b)$$

such that the only non-zero $\tilde{\mathcal{B}}_k$ terms are given by:

$$\tilde{\mathcal{B}}_0(\tau, t_0) = -\frac{3}{4}J, \quad (30a)$$

$$\tilde{\mathcal{B}}_1(\tau, t_0) = \frac{\sqrt{3}}{4}J. \quad (30b)$$

The remaining operators can be built using the Gell-Mann basis and terms that map between the two subspaces. We provide a complete list of the basis operators in Appendix D. If we consider the case of a single OU process and condition it on a specific realization at the time points $\{t_k\}$ like in our single-qubit example from the previous section, we find the integration over the zero-boundary bridge process gives:

$$\begin{aligned} -i\overline{\tilde{\mathcal{L}}_2^{(S)}(t_k, t_{k-1})} &= 0, \\ -\frac{1}{2}\overline{\tilde{\mathcal{L}}_1^{(S)}(t_k, t_{k-1})^2} &= \iint_{t_{k-1}}^{t_k} dt_1 dt_2 \overline{\eta^{(S)}(t_1)\eta^{(S)}(t_2)} \\ &\quad \times \sqrt{\tilde{\mathcal{B}}_0^2 + \tilde{\mathcal{B}}_1^2} \left(L \odot L^\dagger - \frac{1}{2} \{L^\dagger L, \odot\} \right), \end{aligned} \quad (31)$$

with $L = B_0 P_0 + B_1 P_1 = J\vec{S}_1 \cdot \vec{S}_2$. Therefore, the integrated stochastic process gives rise to dephasing in the eigenbasis of the operator $\vec{S}_1 \cdot \vec{S}_2$, corresponding to losing any coherence between the $S = 0$ and $S = 1$ subspaces.

Similarly, the deterministic contributions are given by:

$$\tilde{\mathcal{L}}_1^{(D)}(t_k, t_{k-1}) = \int_{t_{k-1}}^{t_k} d\tau \eta_\alpha^{(D)}(\tau) \left[J\vec{S}_1 \cdot \vec{S}_2, \odot \right], \quad (33)$$

$$\tilde{\mathcal{L}}_2^{(D)}(t_k, t_{k-1}) = 0, \quad (34)$$

corresponding to a constant shift to the Hamiltonian that depends on the specific boundary values, which then results in a coherent over- or under-rotation.

C. Weight-2 Parity Check using Three Singlet-Triplet Qubits

For our non-trivial example, we consider a weight-2 parity check circuit depicted in Fig. 2. This example is meant to highlight one of the advantages of our approach, which is that it can handle simulating a sequence of mid-circuit measurements without additional overhead. For example, there are two approaches we could take to simulating a sequence of N_M mid-circuit measurements. The first approach would be to fix the N_M measurement outcomes and calculate the probability of observing such a sequence. This would require us to perform a total 2^{N_M} simulations in order to calculate the probability of each of the possible sequences of measurement outcomes, which would be prohibitive if N_M is large.

The second approach is to perform importance sampling by evolving the system up to each measurement and sample the measurement outcomes from the associated probability distribution. This approach is significantly more efficient when the number of independent

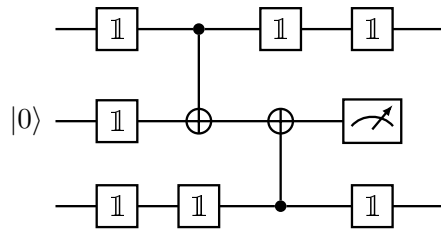


FIG. 2. A weight-2 parity check circuit on two qubits (top and bottom wires) using a single ancilla qubit (center wire) prepared in the $|0\rangle$ state.

simulations needed to build statistical confidence in estimates is significantly smaller than 2^{N_M} . However, if we were to perform such a simulation in the Filter Function formalism, calculating the outcome probabilities for any given measurement requires calculating the evolution of the state from its initial state and not simply from the previous measurement. This is the only way to propagate the noise correlations through the measurements. This is in contrast to our hybrid approach, where the state can be projected by the measurement and evolved to the next measurement because the noise correlations are carried naturally through the measurement by the coarse-grained noise trajectory.

We choose to use singlet-triplet qubits [26, 60], whereby a single qubit is encoded into the zero-magnetization states of two spins. The computational basis states are defined as the zero-magnetization singlet and triplet states:

$$|0\rangle \equiv |S\rangle, |1\rangle \equiv |T_0\rangle, \quad (35)$$

The remaining two triplet states with non-zero magnetization are leakage states. The *qubit* Pauli operators can then be identified in terms of the spin operators as [29]:

$$\begin{aligned} \sigma^x &\rightarrow S_1^z - S_2^z, \\ \sigma^y &\rightarrow 2\hat{z} \cdot (\vec{S}_2 \times \vec{S}_1), \\ \sigma^z &\rightarrow 2(S_1^z S_2^z - \vec{S}_1 \cdot \vec{S}_2). \end{aligned} \quad (36)$$

For the three-qubit problem (6 spins) in Fig. 2, we assume the spins are arranged in a line and are described by the ideal Hamiltonian:

$$H(t) = \sum_{i=1}^5 J_{i,i+1}(t) \vec{S}_i \cdot \vec{S}_{i+1} + \mu_B \sum_{i=1}^6 g_i B_i^z S_i^z. \quad (37)$$

Single-qubit gates on the three qubits are enacted by controlling the exchange interactions J_{12}, J_{34}, J_{56} respectively, and two qubit gates require additionally controlling J_{23}, J_{45} . In Appendix E, we present implementations of a single-qubit identity operation¹ and two-qubit

¹ Even in the absence of exchange interactions, the qubit Hamiltonian

CNOT gates for a particular choice of the magnetic fields $\{g_i B_i^z\}$, where we assume that the exchange interaction pulses are given by 20 ns square pulses followed by 20 ns idle times. For our parameter choices, each CNOT gate takes 360 ns.

For our noise Hamiltonian, we include magnetic noise along all three directions for each spin, and we include fluctuations for each exchange interaction. The noise Hamiltonian is expressed as:

$$H_N(t) = \sum_{i=1}^6 \sum_{\alpha=x,y,z} \delta B_i^\alpha(t) S_i^\alpha + \sum_{i=1}^5 \delta J_{i,i+1}(t) \vec{S}_i \cdot \vec{S}_{i+1}. \quad (38)$$

For simplicity, we assume that the δB_i^α are described by identical and independent stochastic processes. Furthermore, we take $\delta J_{i,i+1}(t) = J_{i,i+1} \xi_{i,i+1}(t)$.

In what follows, we study the behavior of the parity measurement outcomes under different noise processes. Specifically, we choose:

1. $1/f$ Noise Model: The stochastic processes δB_i^α and $\xi_{i,i+1}$ are given by a sum of independent OU processes such that the PSD of each is approximately $1/f$ in the range between f_{\min} and f_{\max} . This is achieved by having the γ parameter of the OU processes be linearly spaced on a log scale between $2\pi f_{\min}$ and $2\pi f_{\max}$, and for each OU process we take $\sigma^2 = p\gamma$. This is the Gaussian noise analogue of generating approximately $1/f$ noise from an ensemble of independent telegraph noise sources, each of which contributes an OU-like Lorentzian power spectral density [32]. Therefore, the two sets of $\{\delta B_i^\alpha\}$ and $\{\xi_{i,i+1}\}$ are characterized by (a) an f_{\min} and f_{\max} , (b) the number of OU processes, and (c) the parameter p .
2. Quasi-static Noise Model: The stochastic processes δB_i^α and $\xi_{i,i+1}$ are given by quasi-static noise. This corresponds to taking $\sigma^2 = p\gamma$ followed by $\gamma \rightarrow 0$ for an OU process. Additional details about how quasi-static noise is a limit of the OU process are given in Appendix F. This will mean that noise processes take a constant value during our simulations (this means $\tilde{\mathcal{L}}_{1,2}^{(S)} = 0$), but where the value is a Gaussian random number with variance $p/2$. Therefore, the two sets of $\{\delta B_i^\alpha\}$ and $\{\xi_{i,i+1}\}$ are characterized by a single parameter p .

nian is given by $H = \mu_B(g_i B_i - g_{i+1} B_{i+1})\sigma^x$, which implements a constant-rate rotation around the x -axis of the Bloch sphere. In our approach, we implement the identity operation by pulsing $J_{i,i+1}$ as opposed to waiting for the qubit to perform a full rotation around the Bloch sphere [61].

3. Bernoulli Noise Model: A useful example to contrast against our physical models above is the case where the parity-flip rate is constant and independent of the parity sector. In this case, the time series of parity flips is described by a Bernoulli process. (The measurement outcomes are described by a telegraph process with a constant rate.) This noise model is parameterized by a single parameter q corresponding to the probability of a parity flip at any given measurement.

We tune the parameters of the first two noise models so that they give identical free induction decay and exchange decay T_2^* times, even though the functional dependence can vary from e^{-t/T_2^*} to $e^{-(t/T_2^*)^3}$. This tuning is described in Appendix G.

We now proceed to simulate repeated weight-2 parity check measurements. For simplicity, we assume the measurement is instantaneous and error free, where the measurement outcomes correspond to measuring the singlet or any of the three triplet states for the two-spin system. We also assume the reset of the auxiliary qubit is instantaneous and error-free. The OU processes that comprise δB_i^α and $\delta J_{i,i+1}$ in Eq. (38) are continued through the measurements so that we can study the role of drift on the measurement outcomes.

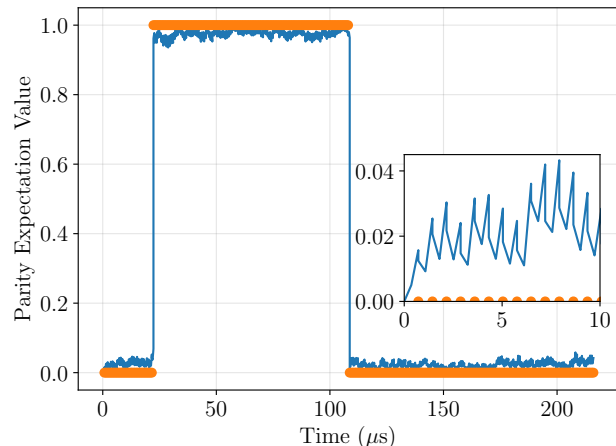


FIG. 3. A single realization of the parity expectation value of the data qubits $\langle \frac{1}{2} (\mathbb{1} - \sigma_1^z \sigma_2^z) \rangle$ (solid blue line) and the measurement outcomes (orange circles) for the $1/f$ noise model with no idle time between measurements. A total of 300 measurements are shown, and each measurement is separated by 720ns corresponding to the time required to implement the two CNOTs. Inset: Zoom of the early time behavior where the parity expectation value is close to 0.

In order to understand the role of the finite-time CNOTs in causing parity flips, we first consider the case where the CNOTs are instantaneous so that there is no time for errors to accumulate on the data and measurement qubits. In this case, we expect the measurement outcome to always be 0 (even parity) irrespective of how many times the parity measurement is performed.

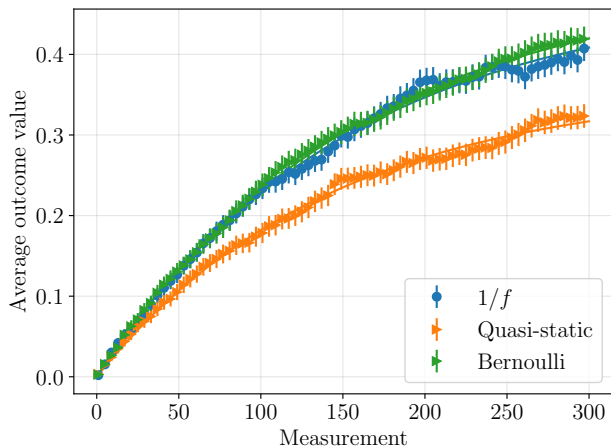


FIG. 4. The expectation value of the measurement outcome during the sequence of weight-2 parity measurements for different noise models. The Bernoulli process uses a parity-flip probability of $q = 3 \times 10^{-3}$ in order to closely match the results of the $1/f$ noise model. The solid lines correspond to fits to $a(1 - e^{-2\lambda t})$ with $(a, \lambda) = (0.475 \pm 0.004, 0.00327 \pm 6 \times 10^{-5}), (0.361 \pm 0.004, 0.00351 \pm 8 \times 10^{-5}), (0.494 \pm 6 \times 10^{-3}, 0.00316 \pm 6 \times 10^{-5})$ for the $1/f$, quasi-static and Bernoulli processes. The results are averaged over a total of 4×10^3 independent simulations, with the error bars being the 2σ confidence interval as estimated by performing a bootstrap over the independent simulations. We only show every 4-th measurement for clarity.

We now consider the effect of finite-time CNOTs, and we show in Fig. 3 one realization of the measurement outcomes for a sequence of 300 measurements, where we plot the parity expectation value of the data qubits $\langle \frac{1}{2} (\mathbb{1} - \sigma_1^z \sigma_3^z) \rangle$ as well as the measurement outcomes. We can make two observations about the effect of the imperfect CNOTs. First, we observe that the accumulation of errors during the implementation of the CNOTs can result (although with small probability for our parameter choices) in parity measurement errors and the parity of the data qubits flipping. Second, the act of performing the parity measurement does not perfectly project the data qubits to the parity sector associated with the measurement outcome. This is most easily seen in the inset of Fig. 3, where the parity expectation value is not restored to 0 even though a 0 is measured. Therefore, there is the additional possibility of residual errors in the data qubits corresponding to not being in a single parity sector even after a measurement is performed.

When averaged over independent noise realizations, we can study the average measurement outcome for each measurement. For the early measurements, we expect the average to be close to 0 since the data qubits are unlikely to have accumulated enough errors to cause a parity flip. As the number of CNOTs and measurements performed increases, we expect this value to grow and to saturate at $1/2$ in the absence of leakage, whereby the system has equal probability of being measured in either

parity sector. In the presence of leakage, the saturation value may vary. For example, if each of the four states of each data qubit are equally likely, then the expectation value should be $3/8$ in the absence of any other source of error².

We show our simulation results for the average measurement outcome in Fig. 4, where the probability of a parity flip for the Bernoulli model is chosen to best approximate the behavior of the $1/f$ model. We find that although the $1/f$ and quasi-static noise models were tuned to have the same T_2^* times, they exhibit quantitatively different features. In addition to having different parity-flip rates, the quasi-static model saturates to a value closer to $3/8$ compared to $1/2$ for the $1/f$ model, suggesting that leakage is more pronounced for the quasi-static model.

We find that the expectation value of measurement outcomes at each measurement step (Fig. 4) can be well fit to the function $a(1 - e^{-2\lambda t})$. This is the expected functional form for the behavior of the Bernoulli parity-flip process starting in the even parity sector with a constant transition rate λ for both transitions, but we find that the $1/f$ and quasi-static noise models also fit this behavior very well. However, as we show next this does not mean that these two noise models have a constant transition rate.

In order to study the statistics of parity-flip events, we define the time series of parity-flip events by:

$$M'_i[0] = 0, M'_i[j \geq 1] = \begin{cases} 0 & \text{if } M_i[j-1] = M_i[j] \\ 1 & \text{if } M_i[j-1] \neq M_i[j] \end{cases}, \quad (39)$$

where $M_i[j]$ denotes the j -th measurement outcome of the i -th simulation. We calculated the one-sided power spectral density (PSD) of each time series M'_i followed by averaging over i , which for the Bernoulli process with a constant transition rate should give a flat PSD. As we show in Fig. 5, our simulations for the $1/f$ and quasi-static noise models exhibit a peak in their PSD, indicating that the transition rate is not constant during the measurement sequence. Such variations would then need to be taken into account in the design of error correction decoders for example (for a recent review, see Ref. [62]). We can attribute this to the non-trivial effect of the noise on the realization of the parity measurement, where the finite-duration CNOTs and noisy ancillas results in non-trivial parity-flip statistics. Simulations where the CNOTs are instantaneous, the ancilla qubit is uncorrupted, and where we apply the identity operation for the data qubits for 720ns (the same total duration of the two finite-time CNOTs) exhibit a flatter PSD for the quasi-static noise model. We show this in Appendix H.

² Because all triplet states are measured as ‘1’, there are a total of ten basis states that give rise to 0 measurement and six basis states that give rise to a 1 measurement.

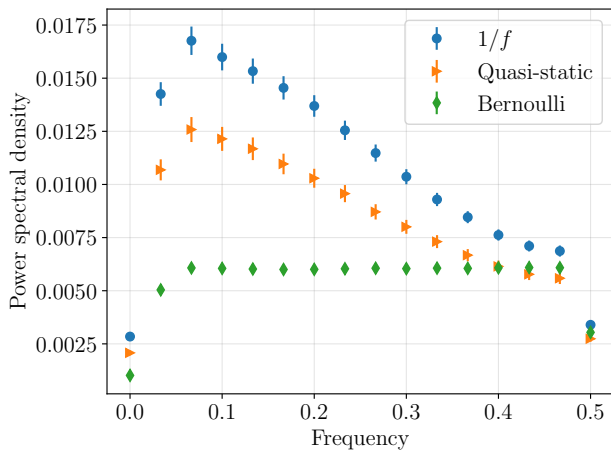


FIG. 5. PSD of the parity-flip time series (Eq. (39)) derived from the measurement outcomes for the two simulated noise models and an independent simulation of a Bernoulli process. The simulated Bernoulli process uses a probability of $q = 3 \times 10^{-3}$ and 300 measurements in order to match the other simulations. The PSD is estimated using Welch’s method [63] as implemented in SciPy 1.14.1 [64] using a segment length of 30. The results are averaged over a total of 4×10^3 independent simulations, with the error bars (mostly hidden by the markers) being the 2σ confidence interval as inferred by performing a bootstrap over each simulation’s estimated PSD.

IV. COMPUTATIONAL EFFICIENCY

We briefly discuss aspects of the computational efficiency that are specific to our temporal coarse graining method. Given the parameters of the stochastic processes that comprise the noise model, the ideal Hamiltonian $H(t)$, and a coarse time grid, most of the terms appearing in Eq. (24) can be pre-computed independently of any specific noise trajectory on the coarse-time grid. These noise-trajectory-independent pieces can be pre-computed once and stored for use in repeated realizations of the simulation. For each noise operator $B_\alpha(t)$ with associated stochastic process $\eta_\alpha(t)$ that is expressed in terms of N_α OU processes, we have N_α contributions to each of $\tilde{\mathcal{L}}_1^{(S)}(t_k, t_{k-1})^2$ and $\tilde{\mathcal{L}}_2^{(S)}(t_k, t_{k-1})$ that only depend on the two point correlation of the OU zero-boundary bridge process, which is specified by the properties of the OU process. This only scales as N_α for each noise operator even for $\tilde{\mathcal{L}}_2^{(S)}(t_k, t_{k-1})$ because the different OU zero-boundary bridge processes are independent. Thus the cost of this pre-computation scales as $\sum_\alpha N_\alpha$.

The term $\tilde{\mathcal{L}}_1^{(D)}(t_k, t_{k-1})$ can be expressed as a linear function of the noise trajectory values at t_k and t_{k-1} , and the coefficients of these functions can be expressed in terms of the properties of the OU processes. Thus, the cost of this pre-computation scales as $\sum_\alpha N_\alpha$.

The term $\tilde{\mathcal{L}}_2^{(D)}(t_k, t_{k-1})$ is a quadratic function of the noise trajectory values at t_k and t_{k-1} . The coefficients of

these functions can be expressed in terms of the properties of the OU processes, but because there is no ensemble averaging in these terms we cannot take advantage of the OU processes being independent. Therefore, the cost of this pre-computation scales as $(\sum_\alpha N_\alpha)^2$. This can become costly when the total number of OU processes is large, giving a disadvantage relative to the filter function approach, for example.

As in our example in Sec. III C, the terms associated with circuit elements that appear repeatedly (the two CNOT operations) only need to be pre-computed *once* since these terms do not depend on where the circuit element appears in the circuit. The concatenation of circuit elements is performed trivially as in Eq. (23).

Thus, once this pre-computation is performed, the cost of a simulation only includes: (1) generating a noise realization on the coarse time grid, (2) applying Eq. (18) using the decomposition in Eq. (24) using the generated noise realization, and (3) repeating steps (1) and (2) N_{MC} times to achieve a desired statistical accuracy. The Monte Carlo overhead of performing N_{MC} may be large, but independent noise trajectory simulations can be performed in parallel, reducing the temporal overhead of N_{MC} by a factor that only depends on the available computing resources.

V. CONCLUSIONS

In this work, we have developed an approach for implementing temporally coarse-grained dynamics. The approach relies on a Monte Carlo aspect, where realizations of the noise processes are generated over a coarse time grid, and conditioning the dynamics on a noise realization. The conditioned process between two time points can then be expressed in terms of a deterministic function and a (stochastic) zero-boundary bridge process. The zero-boundary bridge processes associated with the different (non-overlapping) pair of time points are independent, and we perform an ensemble average over the zero-boundary bridge processes. This effectively integrates out the high-frequency components (short timescales) of the noise, while the correlations over longer timescales are mediated by the coarse noise realization.

We focus on noise processes that can be expressed as a sum of OU processes, where (1) we can express the deterministic function and the two-point correlation of the zero-boundary bridge process analytically, (2) the stochastic component of the zero-boundary bridge process is independent of coarse noise realization, and (3) we can generate noise trajectories exactly. This means that there are three sources of error in our approach: the order at which we truncate our Magnus and cumulant expansion, the numerical accuracy of the integrals in the Magnus expansion terms, and sampling errors from averaging over a finite number of noise trajectories.

While OU processes are a convenient choice for us, we expect the general formalism to be applicable to other

Markovian processes, although some simplifications may be lost. As noted, when using an OU process, the zero-boundary bridge process between time points t_{k-1} and t_k is independent of the two values of coarse noise trajectory at those time points, requiring computation of only a single noise propagator. However, if we were to consider a telegraph process [65], which is Markovian but non-Gaussian, the zero-boundary bridge process as defined in Eq. (22) would depend on the value of the process at t_{k-1} and t_k . Nevertheless, there would only be a finite number of values at these time points to consider for such a case, so their pre-computation remains feasible.

We have demonstrated our approach with two examples. With the simple single-qubit example, we are able to explicitly show how the ensemble average over the zero-boundary bridge processes results in decoherence-type dynamics. This fits with our intuitive picture of this averaging being effectively like integrating over the high-frequency components of the noise. We highlight the advantages of our approach, namely that concatenation is trivial without any additional cost in the presence of mid-circuit measurements, using the much more complicated example of sequential parity check measurements using three qubits in a singlet-triplet encoding (total of six spins). In this example, we are able to simulate many measurements in order to extract the temporal fluctuations in the parity-flip rate. While our analysis of the different features of the parity measurements allows us to discriminate between our very different noise models, it is not clear whether this measurement alone provides a useful form of noise spectroscopy for noise models that are

more similar. It would be interesting to study whether other quantum error correction-type measurements give more discriminatory power, and we leave this for future work.

ACKNOWLEDGMENTS

We acknowledge useful technical discussions with Kevin Young.

This work was performed, in part, at the Center for Integrated Nanotechnologies, an Office of Science User Facility operated for the U.S. Department of Energy (DOE) Office of Science.

This article has been co-authored by an employee of National Technology & Engineering Solutions of Sandia, LLC under Contract No. DE-NA0003525 with the U.S. Department of Energy (DOE). The employee owns all right, title and interest in and to the article and is solely responsible for its contents. The United States Government retains and the publisher, by accepting the article for publication, acknowledges that the United States Government retains a non-exclusive, paid-up, irrevocable, world-wide license to publish or reproduce the published form of this article or allow others to do so, for United States Government purposes. The DOE will provide public access to these results of federally sponsored research in accordance with the DOE Public Access Plan <https://www.energy.gov/downloads/doe-public-access-plan>.

-
- [1] J. Emerson, R. Alicki, and K. Życzkowski, Scalable noise estimation with random unitary operators, *Journal of Optics B: Quantum and Semiclassical Optics* **7**, S347 (2005).
 - [2] J. Emerson, M. Silva, O. Moussa, C. Ryan, M. Laforest, J. Baugh, D. G. Cory, and R. Laflamme, Symmetrized characterization of noisy quantum processes, *Science* **317**, 1893 (2007).
 - [3] E. Knill, D. Leibfried, R. Reichle, J. Britton, R. B. Blakestad, J. D. Jost, C. Langer, R. Ozeri, S. Seidelin, and D. J. Wineland, Randomized benchmarking of quantum gates, *Phys. Rev. A* **77**, 012307 (2008).
 - [4] E. Magesan, J. M. Gambetta, and J. Emerson, Scalable and robust randomized benchmarking of quantum processes, *Phys. Rev. Lett.* **106**, 180504 (2011).
 - [5] E. Magesan, J. M. Gambetta, B. R. Johnson, C. A. Ryan, J. M. Chow, S. T. Merkel, M. P. da Silva, G. A. Keefe, M. B. Rothwell, T. A. Ohki, M. B. Ketchen, and M. Steffen, Efficient measurement of quantum gate error by interleaved randomized benchmarking, *Phys. Rev. Lett.* **109**, 080505 (2012).
 - [6] S. Sheldon, L. S. Bishop, E. Magesan, S. Filipp, J. M. Chow, and J. M. Gambetta, Characterizing errors on qubit operations via iterative randomized benchmarking, *Phys. Rev. A* **93**, 012301 (2016).
 - [7] T. J. Proctor, A. Carignan-Dugas, K. Rudinger, E. Nielsen, R. Blume-Kohout, and K. Young, Direct randomized benchmarking for multiqubit devices, *Phys. Rev. Lett.* **123**, 030503 (2019).
 - [8] E. Nielsen, J. K. Gamble, K. Rudinger, T. Scholten, K. Young, and R. Blume-Kohout, Gate Set Tomography, *Quantum* **5**, 557 (2021).
 - [9] T. Proctor, K. Young, A. D. Baczewski, and R. Blume-Kohout, Benchmarking quantum computers, *Nature Reviews Physics* **7**, 105 (2025).
 - [10] M. D. Grace, J. M. Dominy, W. M. Witzel, and M. S. Carroll, Optimized pulses for the control of uncertain qubits, *Phys. Rev. A* **85**, 052313 (2012).
 - [11] C. L. Edmunds, C. Hempel, R. J. Harris, V. Frey, T. M. Stace, and M. J. Biercuk, Dynamically corrected gates suppressing spatiotemporal error correlations as measured by randomized benchmarking, *Phys. Rev. Res.* **2**, 013156 (2020).
 - [12] A. Robertson, C. Granade, S. D. Bartlett, and S. T. Flammia, Tailored codes for small quantum memories, *Phys. Rev. Appl.* **8**, 064004 (2017).
 - [13] D. K. Tuckett, A. S. Darmawan, C. T. Chubb, S. Bravyi, S. D. Bartlett, and S. T. Flammia, Tailoring surface codes for highly biased noise, *Phys. Rev. X* **9**, 041031 (2019).
 - [14] J. P. Bonilla Ataides, D. K. Tuckett, S. D. Bartlett, S. T. Flammia, and B. J. Brown, The xxxz surface code, *Nature Communications* **12**, 2172 (2021).

- [15] R. W. Andrews, C. Jones, M. D. Reed, A. M. Jones, S. D. Ha, M. P. Jura, J. Kerckhoff, M. Levendoff, S. Meenehan, S. T. Merkel, A. Smith, B. Sun, A. J. Weinstein, M. T. Rakher, T. D. Ladd, and M. G. Borselli, Quantifying error and leakage in an encoded si/sige triple-dot qubit, *Nature Nanotechnology* **14**, 747 (2019).
- [16] T. Tantt, W. H. Lim, J. Y. Huang, N. Dumoulin Stuyck, W. Gilbert, R. Y. Su, M. Feng, J. D. Cifuentes, A. E. Seedhouse, S. K. Seritan, C. I. Ostrove, K. M. Rudinger, R. C. C. Leon, W. Huang, C. C. Escott, K. M. Itoh, N. V. Abrosimov, H.-J. Pohl, M. L. W. Thewalt, F. E. Hudson, R. Blume-Kohout, S. D. Bartlett, A. Morello, A. Laucht, C. H. Yang, A. Saraiva, and A. S. Dzurak, Assessment of the errors of high-fidelity two-qubit gates in silicon quantum dots, *Nature Physics* **20**, 1804 (2024).
- [17] T. J. Green, J. Sastrawan, H. Uys, and M. J. Biercuk, Arbitrary quantum control of qubits in the presence of universal noise, *New Journal of Physics* **15**, 095004 (2013).
- [18] D. Crow and R. Joynt, Classical simulation of quantum dephasing and depolarizing noise, *Phys. Rev. A* **89**, 042123 (2014).
- [19] M. A. C. Rossi, C. Foti, A. Cucoli, J. Trapani, P. Verrucchi, and M. G. A. Paris, Effective description of the short-time dynamics in open quantum systems, *Phys. Rev. A* **96**, 032116 (2017).
- [20] S. M. H. Halataei, Classical simulation of arbitrary quantum noise, *Phys. Rev. A* **96**, 042338 (2017).
- [21] P. Cerfontaine, T. Hangleiter, and H. Bluhm, Filter functions for quantum processes under correlated noise, *Phys. Rev. Lett.* **127**, 170403 (2021).
- [22] T. Hangleiter, P. Cerfontaine, and H. Bluhm, Filter-function formalism and software package to compute quantum processes of gate sequences for classical non-Markovian noise, *Phys. Rev. Res.* **3**, 043047 (2021).
- [23] L. Peng, N. Arai, and K. Yasuoka, A stochastic hamiltonian formulation applied to dissipative particle dynamics, *Applied Mathematics and Computation* **426**, 127126 (2022).
- [24] D. Loss and D. P. DiVincenzo, Quantum computation with quantum dots, *Phys. Rev. A* **57**, 120 (1998).
- [25] J. R. Petta, A. C. Johnson, A. Yacoby, C. M. Marcus, M. P. Hanson, and A. C. Gossard, Pulsed-gate measurements of the singlet-triplet relaxation time in a two-electron double quantum dot, *Phys. Rev. B* **72**, 161301 (2005).
- [26] J. R. Petta, A. C. Johnson, J. M. Taylor, E. A. Laird, A. Yacoby, M. D. Lukin, C. M. Marcus, M. P. Hanson, and A. C. Gossard, Coherent manipulation of coupled electron spins in semiconductor quantum dots, *Science* **309**, 2180 (2005).
- [27] B. M. Maune, M. G. Borselli, B. Huang, T. D. Ladd, P. W. Deelman, K. S. Holabird, A. A. Kiselev, I. Alvarado-Rodriguez, R. S. Ross, A. E. Schmitz, M. Sokolich, C. A. Watson, M. F. Gyure, and A. T. Hunter, Coherent singlet-triplet oscillations in a silicon-based double quantum dot, *Nature* **481**, 344 (2012).
- [28] J. R. Prance, Z. Shi, C. B. Simmons, D. E. Savage, M. G. Lagally, L. R. Schreiber, L. M. K. Vandersypen, M. Friesen, R. Joynt, S. N. Coppersmith, and M. A. Eriksson, Single-shot measurement of triplet-singlet relaxation in a Si/SiGe double quantum dot, *Phys. Rev. Lett.* **108**, 046808 (2012).
- [29] G. Burkard, T. D. Ladd, A. Pan, J. M. Nichol, and J. R. Petta, Semiconductor spin qubits, *Rev. Mod. Phys.* **95**, 025003 (2023).
- [30] A. M. Tyryshkin, S. Tojo, J. J. L. Morton, H. Riemann, N. V. Abrosimov, P. Becker, H.-J. Pohl, T. Schenkel, M. L. W. Thewalt, K. M. Itoh, and S. A. Lyon, Electron spin coherence exceeding seconds in high-purity silicon, *Nature Materials* **11**, 143 (2012).
- [31] K. Saeedi, S. Simmons, J. Z. Salvail, P. Dluhy, H. Riemann, N. V. Abrosimov, P. Becker, H.-J. Pohl, J. J. L. Morton, and M. L. W. Thewalt, Room-temperature quantum bit storage exceeding 39 minutes using ionized donors in silicon-28, *Science* **342**, 830 (2013).
- [32] P. Dutta and P. M. Horn, Low-frequency fluctuations in solids: $\frac{1}{f}$ noise, *Rev. Mod. Phys.* **53**, 497 (1981).
- [33] E. Paladino, Y. M. Galperin, G. Falci, and B. L. Altshuler, $1/f$ noise: Implications for solid-state quantum information, *Rev. Mod. Phys.* **86**, 361 (2014).
- [34] J. Yoneda, K. Takeda, T. Otsuka, T. Nakajima, M. R. Delbecq, G. Allison, T. Honda, T. Kodera, S. Oda, Y. Hoshi, N. Usami, K. M. Itoh, and S. Tarucha, A quantum-dot spin qubit with coherence limited by charge noise and fidelity higher than 99.9%, *Nature Nanotechnology* **13**, 102 (2018).
- [35] J. S. Rojas-Arias, Y. Kojima, K. Takeda, P. Stano, T. Nakajima, J. Yoneda, A. Noiri, T. Kobayashi, D. Loss, and S. Tarucha, The origins of noise in the Zeeman splitting of spin qubits in natural-silicon devices, *arXiv e-prints*, arXiv:2408.13707 (2024).
- [36] S. J. van Enk and R. Blume-Kohout, When quantum tomography goes wrong: drift of quantum sources and other errors, *New Journal of Physics* **15**, 025024 (2013).
- [37] M. A. Fogarty, M. Veldhorst, R. Harper, C. H. Yang, S. D. Bartlett, S. T. Flammia, and A. S. Dzurak, Non-exponential fidelity decay in randomized benchmarking with low-frequency noise, *Phys. Rev. A* **92**, 022326 (2015).
- [38] P. V. Klimov, J. Kelly, Z. Chen, M. Neeley, A. Megrant, B. Burkett, R. Barends, K. Arya, B. Chiaro, Y. Chen, A. Dunsworth, A. Fowler, B. Foxen, C. Gidney, M. Giustina, R. Graff, T. Huang, E. Jeffrey, E. Lucero, J. Y. Mutus, O. Naaman, C. Neill, C. Quintana, P. Roushan, D. Sank, A. Vainsencher, J. Wenner, T. C. White, S. Boixo, R. Babbush, V. N. Smelyanskiy, H. Neven, and J. M. Martinis, Fluctuations of energy-relaxation times in superconducting qubits, *Phys. Rev. Lett.* **121**, 090502 (2018).
- [39] K. Rudinger, T. Proctor, D. Langharst, M. Sarovar, K. Young, and R. Blume-Kohout, Probing context-dependent errors in quantum processors, *Phys. Rev. X* **9**, 021045 (2019).
- [40] T. Proctor, M. Revelle, E. Nielsen, K. Rudinger, D. Lobser, P. Maunz, R. Blume-Kohout, and K. Young, Detecting and tracking drift in quantum information processors, *Nature Communications* **11**, 5396 (2020).
- [41] K. Kraus, A. Böhm, J. D. Dollard, and W. H. Wootters, eds., *States, Effects, and Operations Fundamental Notions of Quantum Theory: Lectures in Mathematical Physics at the University of Texas at Austin* (Springer Berlin Heidelberg, Berlin, Heidelberg, 1983) pp. 1–12.
- [42] M. A. Nielsen and I. L. Chuang, *Quantum Computation and Quantum Information: 10th Anniversary Edition*, 10th ed. (Cambridge University Press, USA, 2011).
- [43] W. Magnus, On the exponential solution of differential equations for a linear operator, *Communications on Pure*

- and *Applied Mathematics* **7**, 649 (1954).
- [44] S. Blanes, F. Casas, J. Oteo, and J. Ros, The Magnus expansion and some of its applications, *Physics Reports* **470**, 151 (2009).
- [45] R. Kubo, Generalized cumulant expansion method, *Journal of the Physical Society of Japan* **17**, 1100 (1962).
- [46] R. Kubo, Stochastic liouville equations, *Journal of Mathematical Physics* **4**, 174 (1963).
- [47] A. G. Kofman and G. Kurizki, Universal dynamical control of quantum mechanical decay: Modulation of the coupling to the continuum, *Phys. Rev. Lett.* **87**, 270405 (2001).
- [48] J. M. Martinis, S. Nam, J. Aumentado, K. M. Lang, and C. Urbina, Decoherence of a superconducting qubit due to bias noise, *Phys. Rev. B* **67**, 094510 (2003).
- [49] G. S. Uhrig, Keeping a quantum bit alive by optimized π -pulse sequences, *Phys. Rev. Lett.* **98**, 100504 (2007).
- [50] L. Cywiński, R. M. Lutchyn, C. P. Nave, and S. Das Sarma, How to enhance dephasing time in superconducting qubits, *Phys. Rev. B* **77**, 174509 (2008).
- [51] J. Clausen, G. Bensky, and G. Kurizki, Bath-optimized minimal-energy protection of quantum operations from decoherence, *Phys. Rev. Lett.* **104**, 040401 (2010).
- [52] G. E. Uhlenbeck and L. S. Ornstein, On the theory of the Brownian motion, *Phys. Rev.* **36**, 823 (1930).
- [53] B. Kaulakys, V. Gontis, and M. Alaburda, Point process model of $1/f$ noise vs a sum of Lorentzians, *Phys. Rev. E* **71**, 051105 (2005).
- [54] B. Goldys and B. Maslowski, The ornstein–uhlenbeck bridge and applications to markov semigroups, *Stochastic Processes and their Applications* **118**, 1738 (2008).
- [55] M. Gullans, M. Caranti, A. Mills, and J. Petta, Compressed gate characterization for quantum devices with time-correlated noise, *PRX Quantum* **5**, 010306 (2024).
- [56] V. Gorini, A. Kossakowski, and E. C. G. Sudarshan, Completely positive dynamical semigroups of n-level systems, *Journal of Mathematical Physics* **17**, 821 (1976).
- [57] G. Lindblad, On the generators of quantum dynamical semigroups, *Communications in Mathematical Physics* **48**, 119 (1976).
- [58] J. Bernamont, Fluctuations in the resistance of thin films, *Proceedings of the Physical Society* **49**, 138 (1937).
- [59] Surdin, M., Fluctuations de courant thermionique et le “flicker effect”, *J. Phys. Radium* **10**, 188 (1939).
- [60] J. Levy, Universal quantum computation with spin-1/2 pairs and Heisenberg exchange, *Phys. Rev. Lett.* **89**, 147902 (2002).
- [61] P. Cerfontaine, T. Botzem, D. P. DiVincenzo, and H. Bluhm, High-fidelity single-qubit gates for two-electron spin qubits in GaAs, *Phys. Rev. Lett.* **113**, 150501 (2014).
- [62] A. deMarti iOlius, P. Fuentes, R. Orús, P. M. Crespo, and J. Etxezarreta Martinez, Decoding algorithms for surface codes, *Quantum* **8**, 1498 (2024).
- [63] P. Welch, The use of fast Fourier transform for the estimation of power spectra: A method based on time averaging over short, modified periodograms, *IEEE Transactions on Audio and Electroacoustics* **15**, 70 (1967).
- [64] P. Virtanen, R. Gommers, T. E. Oliphant, M. Haberland, T. Reddy, D. Cournapeau, E. Burovski, P. Peterson, W. Weckesser, J. Bright, S. J. van der Walt, M. Brett, J. Wilson, K. J. Millman, N. Mayorov, A. R. J. Nelson, E. Jones, R. Kern, E. Larson, C. J. Carey, Í. Polat, Y. Feng, E. W. Moore, J. VanderPlas, D. Laxalde,

- J. Perktold, R. Cimrman, I. Henriksen, E. A. Quintero, C. R. Harris, A. M. Archibald, A. H. Ribeiro, F. Pedregosa, P. van Mulbregt, and SciPy 1.0 Contributors, SciPy 1.0: Fundamental Algorithms for Scientific Computing in Python, *Nature Methods* **17**, 261 (2020).
- [65] M. Kac, A stochastic model related to the telegrapher’s equation, *The Rocky Mountain Journal of Mathematics* **4**, 497 (1974).
- [66] N. Wiener, Generalized harmonic analysis, *Acta Mathematica* **55**, 117 (1930).
- [67] A. Khintchine, Korrelationstheorie der stationären stochastischen prozesse, *Mathematische Annalen* **109**, 604 (1934).
- [68] D. T. Gillespie, The mathematics of Brownian motion and Johnson noise, *American Journal of Physics* **64**, 225 (1996).
- [69] A. J. Weinstein, M. D. Reed, A. M. Jones, R. W. Andrews, D. Barnes, J. Z. Blumoff, L. E. Euliss, K. Eng, B. H. Fong, S. D. Ha, D. R. Hulbert, C. A. C. Jackson, M. Jura, T. E. Keating, J. Kerckhoff, A. A. Kiselev, J. Matten, G. Sabbir, A. Smith, J. Wright, M. T. Rakher, T. D. Ladd, and M. G. Borselli, Universal logic with encoded spin qubits in silicon, *Nature* **615**, 817 (2023).

Appendix A: Explicit Expressions for Second Order Cumulant Expansion Terms

We express the second order terms of the superoperator $\mathcal{K}(t, t_0)$ (Eq. (18)) in terms of the Hermitian orthonormal basis $\{P_k\}_{k=0}^{d^2-1}$ with respect to the Hilbert-Schmidt inner product: $\text{Tr}(P_k P_l) = \delta_{kl}$ basis, such that $\mathcal{K}_{ij}(t, t_0) = \text{Tr}(P_i \mathcal{K}(t, t_0)(P_j))$. The terms are given by:

$$-i\overline{\tilde{\mathcal{L}}_1(t, t_0)} = -i \sum_{\alpha} \sum_k \int_{t_0}^t dt_1 \overline{\eta_{\alpha}(t_1)} \times \tilde{\mathcal{B}}_{\alpha,k}(t_1, t_0) [P_k, \odot] = 0, \quad (\text{A1a})$$

$$-i\overline{\tilde{\mathcal{L}}_2(t, t_0)} = -\frac{1}{2} \sum_{\alpha, \beta} \sum_{k, l} \int_{t_0}^t dt_1 \int_{t_0}^{t_1} dt_2 \overline{\eta_{\alpha}(t_1) \eta_{\beta}(t_2)} \times \tilde{\mathcal{B}}_{\alpha k}(t_1, t_0) \tilde{\mathcal{B}}_{\beta l}(t_2, t_0) [[P_k, P_l], \odot] = -\frac{1}{2} \sum_{\alpha, \beta} \sum_{k, l} \Delta_{\alpha\beta, kl}(t, t_0) [[P_k, P_l], \odot], \quad (\text{A1b})$$

$$-\frac{1}{2}\overline{\tilde{\mathcal{L}}_1(t, t_0)^2} = -\frac{1}{2} \sum_{\alpha\beta} \sum_{kl} \int_{t_0}^t dt_1 \int_{t_0}^t dt_2 \overline{\eta_{\alpha}(t_1) \eta_{\beta}(t_2)} \times \tilde{\mathcal{B}}_{\alpha k}(t_1, t_0) \tilde{\mathcal{B}}_{\beta l}(t_2, t_0) [P_k, [P_l, \odot]] = -\frac{1}{2} \sum_{\alpha\beta} \sum_{kl} \Gamma_{\alpha\beta, kl}(t, t_0) [P_k, [P_l, \odot]]. \quad (\text{A1c})$$

where we have assumed that $\bar{\eta}_{\alpha}(t) = 0$. The matrix representation of these terms requires us to calculate:

$$\text{Tr}(P_i [[P_k, P_l], P_j]) = f_{ijkl}, \quad (\text{A2a})$$

$$\text{Tr}(P_i [P_k, [P_l, P_j]]) = g_{ijkl}. \quad (\text{A2b})$$

Using this notation the matrix representation of $\mathcal{K}(t, t_0)$ is given by:

$$\begin{aligned} \mathcal{K}_{ij}(t, t_0) = & -\frac{1}{2} \sum_{\alpha, \beta} \sum_{k, l} (f_{ijkl} \Delta_{\alpha\beta, kl}(t, t_0) \\ & + g_{ijkl} \Gamma_{\alpha\beta, kl}(t, t_0)) , \end{aligned} \quad (\text{A3})$$

agreeing with the derivation in Ref. [22].

In the case of the conditioned process, we replace $\eta_\alpha(t)$ by $\sum_n \eta_{\alpha nk}^{(D)}(t) + \eta_{\alpha nk}^{(S)}(t)$, which is the sum of the deterministic function and the stochastic zero-boundary bridge process in the time interval $[t_k, t_{k-1}]$. The index k denotes the specific pair of boundary values. Because only the terms $\eta_{\alpha nk}^{(S)}(t)$ are stochastic, the ensemble average only affects these terms. We can therefore write each of the terms in Eq. (A1) as:

$$\overline{\tilde{\mathcal{L}}_1(t_k, t_{k-1})} = \tilde{\mathcal{L}}_1^{(D)}(t_k, t_{k-1}) \quad (\text{A4a})$$

$$\overline{\tilde{\mathcal{L}}_2(t_k, t_{k-1})} = \tilde{\mathcal{L}}_2^{(D)}(t_k, t_{k-1}) + \overline{\tilde{\mathcal{L}}_2^{(S)}(t_k, t_{k-1})} , \quad (\text{A4b})$$

$$\overline{\tilde{\mathcal{L}}_1(t_k, t_{k-1})^2} = \tilde{\mathcal{L}}_1^{(D)}(t_k, t_{k-1})^2 + \overline{\tilde{\mathcal{L}}_1^{(S)}(t_k, t_{k-1})^2} , \quad (\text{A4c})$$

where each term has the same form as in Eq. (A1) except with η_α replaced by $\sum_n \eta_{\alpha nk}^{(D)}$ or $\sum_n \eta_{\alpha nk}^{(S)}$. In the conditioned case, while $\overline{\eta_{\alpha nk}^{(S)}(t)} = 0$, we must include the contribution from $\eta_{\alpha nk}^{(D)}$ at first order. There are no terms that mix the two types of terms at second order because $\overline{\eta_{\alpha nk}^{(S)} \eta_{\alpha' n' k'}^{(D)}} = 0$. The cumulant expansion then takes the form given in Eq. (24).

Appendix B: Background on Ornstein-Uhlenbeck Processes

An OU process X_t is a stochastic process satisfying the stochastic differential equation [52]

$$dX_t = \gamma(\mu - X_t)dt + \sigma dW_t , \quad (\text{B1})$$

where $\gamma, \sigma > 0$ and μ are parameters characterizing the process and W_t denotes a Wiener process. To solve this equation analytically, one goes through the following steps. Let us define the function $f(X_t, t) = X_t e^{\gamma t}$. From this we get:

$$\begin{aligned} df(X_t, t) &= \gamma X_t e^{\gamma t} dt + e^{\gamma t} dX_t \\ &= \gamma X_t e^{\gamma t} dt + e^{\gamma t} (\gamma(\mu - X_t)dt + \sigma dW_t) \\ &= \mu \gamma e^{\gamma t} dt + e^{\gamma t} \sigma dW_t . \end{aligned} \quad (\text{B2})$$

Conditioned on a value of x_0 at time $t = 0$, we can integrate this expression from 0 to t to give:

$$X_t e^{\gamma t} - x_0 = \mu \gamma \int_0^t ds e^{\gamma s} + \sigma \int_0^t e^{\gamma s} \sigma dW_s . \quad (\text{B3})$$

Rewriting, we get:

$$X_t = x_0 e^{-\gamma t} + \mu (1 - e^{-\gamma t}) + \sigma e^{-\gamma t} \int_0^t e^{\gamma s} dW_s . \quad (\text{B4})$$

We now use the fact that

$$\int_0^t f(s) dW_s \sim \mathcal{N} \left(0, \int_0^t f(s)^2 ds \right) , \quad (\text{B5})$$

which for us gives:

$$\int_0^t e^{\gamma s} dW_s \sim \mathcal{N} \left(0, \frac{1}{2\gamma} (e^{2\gamma t} - 1) \right) , \quad (\text{B6})$$

which has the same distribution as $\frac{1}{\sqrt{2\gamma}} W_{e^{2\gamma t} - 1}$. Therefore, the analytical solution for the process is given by:

$$\begin{aligned} (X_t | X_0 = x_0) &= x_0 e^{-\gamma t} + \mu (1 - e^{-\gamma t}) \\ &\quad + \frac{\sigma}{\sqrt{2\gamma}} e^{-\gamma t} W_{e^{2\gamma t} - 1} , \quad t \geq 0 . \end{aligned} \quad (\text{B7})$$

Conditioned on x_0 , this gives for $t, s \geq 0$:

$$\mathbb{E}[X_t | X_0 = x_0] = x_0 e^{-\gamma t} + \mu (1 - e^{-\gamma t}) , \quad (\text{B8a})$$

$$\begin{aligned} \text{Cov}(X_t, X_s | X_0 = x_0) &= \frac{\sigma^2}{2\gamma} \left(e^{-\gamma|t-s|} - e^{-\gamma(t+s)} \right) , \\ & \quad (\text{B8b}) \end{aligned}$$

$$\text{Var}[X_t | X_0 = x_0] = \frac{\sigma^2}{2\gamma} (1 - e^{-2\gamma t}) . \quad (\text{B8c})$$

If we now remove the condition on the initial state and take $X_0 \sim \mathcal{N}(\mu, \sigma^2/(2\gamma))$, then the unconditioned expectation values for $t, s \geq 0$ are given by:

$$\mathbb{E}[X_t] = \mu , \quad (\text{B9a})$$

$$\text{Cov}(X_t, X_s) = \frac{\sigma^2}{2\gamma} e^{-\gamma|t-s|} , \quad (\text{B9b})$$

where to calculate the last expression, we use that $\mathbb{E}[W_t W_s] = \min(t, s)$. Since the process is wide-sense stationary, the two-sided power spectral density (PSD) is then given by the Fourier transform of the auto-covariance function defined as $\text{Cov}(X_t, X_s)$ by the Wiener-Khinchin theorem [66, 67]. We have

$$\begin{aligned} S_2(f) &= \int_{-\infty}^{\infty} dt e^{-i2\pi ft} \text{Cov}(X_t, X_s) \\ &= \frac{\pi \sigma^2}{\gamma} \left(\frac{1}{\pi \gamma^2 + (2\pi f)^2} \right) . \end{aligned} \quad (\text{B10})$$

Notice we have defined this in terms of f and not $\omega = 2\pi f$, such that $\text{Cov}(X_t, X_s) = \int_{-\infty}^{\infty} df S_2(f) e^{i2\pi ft}$. Because we have the same power for both positive and negative arguments, the single-sided PSD is two times the two-sided PSD except at $f = 0$

$$\begin{aligned} S(f) &= \frac{2\pi \sigma^2}{\gamma} \left(\frac{1}{\pi \gamma^2 + (2\pi f)^2} \right) \\ &= \frac{1}{2\pi^2} \frac{\sigma^2}{f_0^2 + f^2} , \quad 0 < f < \infty , \end{aligned} \quad (\text{B11})$$

where we defined $\gamma = 2\pi f_0$.

The process is Gaussian, so at any time t , it is described by a Gaussian random variable with mean given by Eq. (B8a) and variance given by Eq. (B8c). This allows us to define an exact numerical time step. The way this is done is to say that we can express any Gaussian in terms of a standard normal Gaussian $\mathbf{n} \sim \mathcal{N}(0, 1)$, so we have [68]:

$$x_{t+\Delta t} = x_t e^{-\gamma \Delta t} + \mu (1 - e^{-\gamma \Delta t}) + \mathbf{n} \sqrt{\frac{\sigma^2}{2\gamma} (1 - e^{-2\gamma \Delta t})}, \quad (\text{B12})$$

where $\mathbf{n} \sim \mathcal{N}(0, 1)$. This is exact for arbitrary step sizes Δt .

In order to generate a $1/f$ spectrum from a sum of OU processes, we choose our N f_k 's to be spaced uniformly on a log scale between f_{\min} and f_{\max} , and we then choose $\sigma^2(\gamma_k) = p\gamma_k = p2\pi f_k$ such that:

$$S(f) = \sum_k \frac{1}{\pi} \frac{p f_k}{f_k^2 + f^2}. \quad (\text{B13})$$

To demonstrate that our noise generation is correct, we show the PSD of trajectories using Eq. (B12) with these choices in Fig. 6.

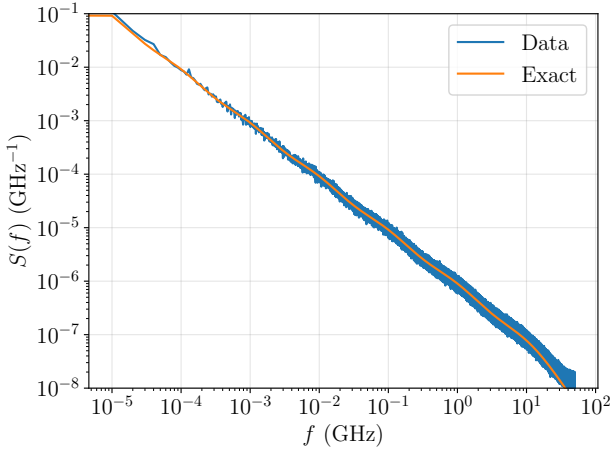


FIG. 6. PSD of a stochastic process composed of a sum of 14 OU processes distributed uniformly on a log scale between $f = 1\text{mHz}$ and $f = 10\text{GHz}$ with $\sigma_k^2/h^2 = 2\pi f_k \cdot 4 \times 10^{-6}$ (these parameters correspond to the noise parameters for the charge noise in the main text; notice that here σ_k^2 has units of Hz). The simulations use Eq. (B12) with $\Delta t = 10^{-2}\text{ns}$ to generate the noise realizations with a maximum simulation time of $t_f = 0.1\text{ms}$. The PSD shown is the average over 100 independent noise trajectories. The maximum time of the simulation explains the roll-off we observe at a frequency of 10^{-5}Hz . The exact PSD is given by Eq. (B13).

Appendix C: Background on Ornstein-Uhlenbeck Bridge Processes

An OU process X_t conditioned on specific boundary values, denoted $(X_t|X_{t_{k-1}} = x_{k-1}, X_{t_k} = x_k)$ for $t_{k-1} \leq t \leq t_k$ is called an OU bridge process. Let $\Delta t = t_k - t_{k-1}$. By fixing the boundary values of X_t , we have specific values for the Wiener process conditioned on the values of the OU process in Eq. (B7):

$$\begin{aligned} & W_{e^{2\gamma\Delta t}-1} | (X_{t_k} = x_k, X_{t_{k-1}} = x_{k-1}) \\ &= \frac{\sqrt{2\gamma}}{\sigma} [e^{\gamma\Delta t} x_k - x_{k-1} - \mu (e^{\gamma\Delta t} - 1)] \equiv w_k. \end{aligned} \quad (\text{C1})$$

The conditioned Wiener process $W_{e^{2\gamma\Delta t}-1}$ is an OU bridge process. We can model the conditioned Wiener process as follows (let $u_t = e^{2\gamma(t-t_{k-1})} - 1 \in [0, u_{t_k}]$):

$$B_{u_t} = \frac{u_t}{u_{t_k}} w_k + \tilde{W}_{u_t} - \frac{u_t}{u_{t_k}} \tilde{W}_{u_{t_k}}, \quad (\text{C2})$$

where the Wiener process \tilde{W} is an independent Wiener process. This expression satisfies $B_0 = \tilde{W}_0 = 0$ and $B_{u_{t_k}} = w_k$ as desired. Therefore, the conditioned OU process can be entirely described for $t \in [t_{k-1}, t_k]$:

$$\begin{aligned} & (X_t | X_{t_{k-1}} = x_{k-1}, X_{t_k} = x_k) \\ &= x_{k-1} e^{-\gamma t} + \mu (1 - e^{-\gamma t}) + \frac{\sigma}{\sqrt{2\gamma}} e^{-\gamma t} B_{u_t}. \end{aligned} \quad (\text{C3})$$

For simplicity we focus on the case of $\mu = 0$. It then follows that for $t \in [t_{k-1}, t_k]$:

$$\begin{aligned} \eta_k^{(D)}(t) &\equiv \mathbb{E} [X_t | X_{t_{k-1}} = x_{k-1}, X_{t_k} = x_k] \\ &= x_{k-1} e^{-\gamma(t-t_{k-1})} + e^{-\gamma(t-t_{k-1})} \frac{\sigma}{\sqrt{2\gamma}} \mathbb{E} [B_{u_t}] \\ &= x_{k-1} e^{-\gamma(t-t_{k-1})} + e^{-\gamma(t-t_{k-1})} \frac{\sigma}{\sqrt{2\gamma}} \frac{u}{u_{t_k}} w_k \\ &= x_{k-1} e^{-\gamma(t-t_{k-1})} + \frac{e^{2\gamma(t-t_{k-1})} - 1}{e^{2\gamma\Delta t} - 1} \left(e^{\gamma(t_k-t)} x_k - e^{-\gamma(t-t_{k-1})} x_{k-1} \right). \end{aligned} \quad (\text{C4})$$

This expectation value depends on the noise realization $\{x_{k-1}, x_k\}$ and hence encodes the temporal correlations of the given realization of the OU process.

We can define a process $(X'_t | X_{t_{k-1}} = x_{k-1}, X_{t_k} = x_k)$ over the interval $t \in [t_{k-1}, t_k]$

$$\begin{aligned} & (X'_t | X_{t_{k-1}} = x_{k-1}, X_{t_k} = x_k) \\ &= (X_t | X_{t_{k-1}} = x_{k-1}, X_{t_k} = x_k) \\ &- \mathbb{E} [X_t | X_{t_{k-1}} = x_{k-1}, X_{t_k} = x_k] \\ &= \frac{\sigma}{\sqrt{2\gamma}} e^{-\gamma(t-t_{k-1})} \left(\tilde{W}_{u_t} - \frac{u}{u_{t_k}} \tilde{W}_{u_{t_k}} \right). \end{aligned} \quad (\text{C5})$$

The process $(X'_t | X_{t_{k-1}} = x_{k-1}, X_{t_k} = x_k)$ also describes a bridge process, but now where the process is zero at both

ends. Furthermore, it does not depend on the specific realization $\{x_{k-1}, x_k\}$ of the OU process.

If we denote $\eta_k^{(S)}(t) \equiv (X'_t | X_{t_{k-1}=x_{k-1}}, X_{t_k} = x_k)$, then we have

$$\overline{\eta_k^{(S)}(t)} = 0, \quad (\text{C6a})$$

$$\overline{\eta_k^{(S)}(t)\eta_k^{(S)}(s)} = \frac{\sigma^2 \sinh(\gamma(s - t_{k-1})) \sinh(\gamma(t_k - t))}{\gamma \sinh(\gamma\Delta t)}, \quad (\text{C6b})$$

$$t_{k-1} \leq s \leq t \leq t_k,$$

$$\overline{\eta_k^{(S)}(t)\eta_k^{(S)}(s)\eta_k^{(S)}(u)} = 0, \quad (\text{C6c})$$

where we use $\overline{\tilde{W}_t \tilde{W}_s} = \min(t, s)$. Notice from the covariance result that $\eta_k^{(S)}(t)$ is *not* wide-sense stationary, in the sense that it is invariant under shifting s and t by the same amount. The covariance is invariant only under shifting all variables s, t, t_k, t_{k-1} by the same amount.

Appendix D: Two-Qubit Operator Basis

For completeness, we provide our choice of operator basis for the example given in Sec. III B. The choice uses the Gell-Mann basis in the $S = 1$ three-dimensional subspace, and the rest of the terms in the basis correspond to operators that map between the $S = 0$ and $S = 1$

subspaces. The operators are given by:

$$P_0 = |S_0\rangle\langle S_0|, \quad (\text{D1a})$$

$$P_1 = \frac{1}{\sqrt{3}} (|T_-\rangle\langle T_-| + |T_0\rangle\langle T_0| + |T_+\rangle\langle T_+|), \quad (\text{D1b})$$

$$P_2 = \frac{1}{\sqrt{2}} (|T_-\rangle\langle T_0| + |T_0\rangle\langle T_-|), \quad (\text{D1c})$$

$$P_3 = \frac{1}{\sqrt{2}} (|T_-\rangle\langle T_+| + |T_+\rangle\langle T_-|), \quad (\text{D1d})$$

$$P_4 = \frac{1}{\sqrt{2}} (|T_0\rangle\langle T_+| + |T_+\rangle\langle T_0|), \quad (\text{D1e})$$

$$P_5 = \frac{1}{i\sqrt{2}} (|T_-\rangle\langle T_0| - |T_0\rangle\langle T_-|), \quad (\text{D1f})$$

$$P_6 = \frac{1}{i\sqrt{2}} (|T_-\rangle\langle T_+| - |T_+\rangle\langle T_-|), \quad (\text{D1g})$$

$$P_7 = \frac{1}{i\sqrt{2}} (|T_0\rangle\langle T_+| - |T_+\rangle\langle T_0|), \quad (\text{D1h})$$

$$P_8 = \frac{1}{\sqrt{2}} (|T_-\rangle\langle T_-| - |T_0\rangle\langle T_0|), \quad (\text{D1i})$$

$$P_9 = \frac{1}{\sqrt{6}} (|T_-\rangle\langle T_-| + |T_0\rangle\langle T_0| - 2|T_+\rangle\langle T_+|), \quad (\text{D1j})$$

$$P_{10} = \frac{1}{\sqrt{2}} (|S\rangle\langle T_-| + |T_-\rangle\langle S|), \quad (\text{D1k})$$

$$P_{11} = \frac{1}{\sqrt{2}} (|S\rangle\langle T_0| + |T_0\rangle\langle S|), \quad (\text{D1l})$$

$$P_{12} = \frac{1}{\sqrt{2}} (|S\rangle\langle T_+| + |T_+\rangle\langle S|), \quad (\text{D1m})$$

$$P_{13} = \frac{1}{i\sqrt{2}} (|S\rangle\langle T_-| - |T_-\rangle\langle S|), \quad (\text{D1n})$$

$$P_{14} = \frac{1}{i\sqrt{2}} (|S\rangle\langle T_0| - |T_0\rangle\langle S|), \quad (\text{D1o})$$

$$P_{15} = \frac{1}{i\sqrt{2}} (|S\rangle\langle T_+| - |T_+\rangle\langle S|). \quad (\text{D1p})$$

Appendix E: Singlet-triplet qubit parameters

For the three-qubit problem (6 spins) in Fig. 2, we label the spins from top to bottom as spins 1 through 6, and we assume the Hamiltonian is given as in Eq. (37). We define $\frac{1}{6} \sum_{i=1}^6 g_i B_i^z = g B^z$ and pick the values $g = 2$, $B^z = 500.05$ mT corresponding to an applied 500 mT field and a 50 μ T background magnetic field. Denoting the relative magnetic field differences between the spins by $\Delta_{i,i+1} = \mu_B (g_i B_i^z - g_{i+1} B_{i+1}^z) / h$, we choose:

$$\Delta_{12} = \Delta_{23} = -\Delta_{34} = -\Delta_{45} = \Delta_{56} = 10\text{MHz} \quad (\text{E1})$$

We show in Fig. 7 our implementation of these gates, where we fix the duration of exchange interactions to 20ns and wait 20ns after each exchange. For simplicity, we assume a square pulse shape and do not include any control artifacts.

Our implementation of the various gates has the feature that it gives two obvious coarse-graining time scales

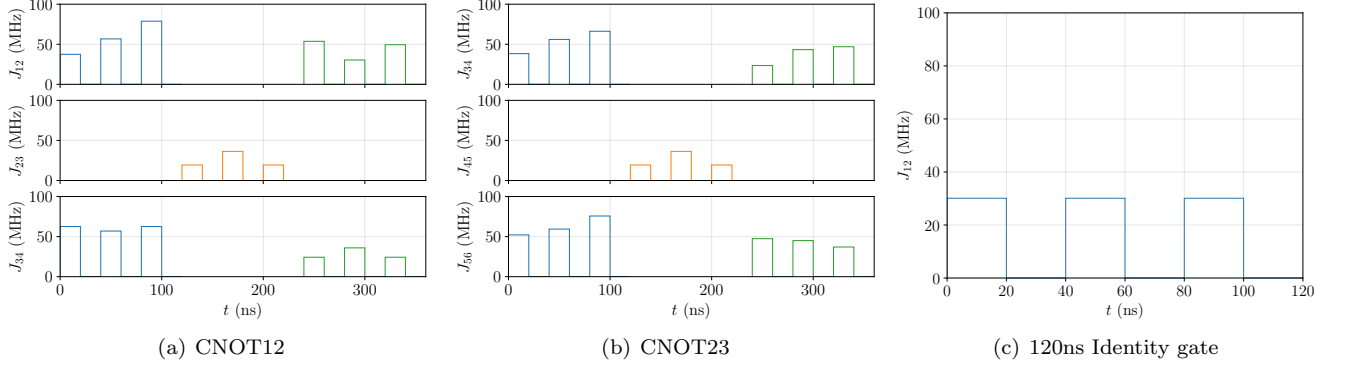


FIG. 7. CNOT and idle gate compilations. (a,b) Implementation of singlet-triplet encoded CNOT gates using finite-width exchange pulses with control→target qubits 1→2 and 2→3, respectively. (c) Identity gate for the first encoded singlet-triplet qubit in the three-qubit array.

that allow us to only consider two spins at a time. The first is to coarse grain over a single pulse and idle group, for a total coarse graining time scale of 40ns. The second is to coarse grain over three sequential pulse and idle groups, for a coarse graining time scale of 120ns. As we show in Fig. 8 for the expectation value of measurement outcomes and the PSD of the parity flip time series, we find no statistical difference between the two, but the longer coarse graining simulations require 1/3 less time to perform.

Appendix F: Quasi-static Noise as a Limit of Ornstein-Uhlenbeck Processes

We consider other stochastic processes that can be treated as limits of the OU process. Given an OU process with parameters σ and γ (see Eq. (B1)), we take $\sigma^2 = p\gamma$ followed by the limit $\gamma \rightarrow 0$ for the OU process. We then get a process that is constant in time but whose initial value is random with $X_0 \sim \mathcal{N}(0, p/2)$. This gives rise to our quasi-static noise model.

Appendix G: Noise parameter tuning

For the noise models discussed in Sec. III C, we choose the noise strength parameter p to fit the T_2^* measurements of Ref. [69]. We choose the parameters of the magnetic noise $\delta\vec{B}_k$ to get a fixed free induction decay T_2^* of $3.5\mu\text{s}$. The free induction decay measurement is performed on two spins and proceeds as follows. The system is prepared in the singlet state $|S_0\rangle = \frac{1}{\sqrt{2}}(|\uparrow\downarrow\rangle - |\downarrow\uparrow\rangle)$ and allowed to evolve with the Hamiltonian $H_1 + H_N$ with all the exchange interactions turned off and $B_0 = 50 \mu\text{T}$. The probability of measuring the singlet state is fit to a function of the form:

$$\text{Pr}(t) = \frac{1}{2} \left(1 + \exp \left[- \left(\frac{T}{T_2^*} \right)^b \right] \right). \quad (\text{G1})$$

We can make analytical progress by assuming the noise Hamiltonian is given by $H_N = \sum_{k=1}^2 (g\mu_B B_0 + \delta B_k^z) S_k^z$. Ignoring the fluctuations in the x, y directions is a reasonable approximation with the large value of B_0 considered. This can be seen by observing that, in this regime of $|\delta B_{x,y}| \ll B_0$, the transverse magnetic noise components x, y influence the Zeeman splitting of a spin only perturbatively as $|\delta B_{x,y}|^2/B_0$, while longitudinal fluctuations δB_z enter at first order. The probability of observing a singlet is then given by

$$\text{Pr}(t) = \frac{1}{2} \left(1 + \cos \left(\frac{1}{\hbar} \int_0^t d\tau (\delta B_1^z(\tau) - \delta B_2^z(\tau)) \right) \right). \quad (\text{G2})$$

If we assume that δB_1^z and δB_2^z are independent but identical stochastic processes, we can perform an ensemble average to get

$$\text{Pr}(t) = \frac{1}{2} \left(1 + e^{-2K(t)} \right), \quad (\text{G3})$$

where

$$K(t) = \frac{1}{2\hbar^2} \int_0^t dt_1 \int_0^t dt_2 \overline{\delta B^z(t_1) \delta B^z(t_2)}. \quad (\text{G4})$$

We can now relate T_2^* to the parameters of our different noise models.

1. For δB^z being a sum of n OU processes with $\sigma_i^2 = p\gamma_i, i = 1, \dots, n$, then

$$K(t) = \frac{t}{\hbar^2} \sum_{i=1}^n \left[\frac{p}{2\gamma_i} \left(1 + \frac{e^{-\gamma_i t} - 1}{\gamma_i t} \right) \right]. \quad (\text{G5})$$

In the limit of $\gamma_i t \ll 1$, we can approximate $T_2^* \approx \sqrt{2\hbar^2/(np)}$ with $b = 2$. For the magnetic noise processes $\{\delta\vec{B}_k\}_{k=1}^3$, which have units of Hz when divided by \hbar , each is given by a sum of 9 independent OU processes with frequencies $\{f_k\}_{k=1}^9$ distributed log-uniformly from 1mHz to 100kHz, with $p/\hbar^2 = (2.2 \times 10^{-5} \text{GHz})^2$ (see Eq. (B13)).

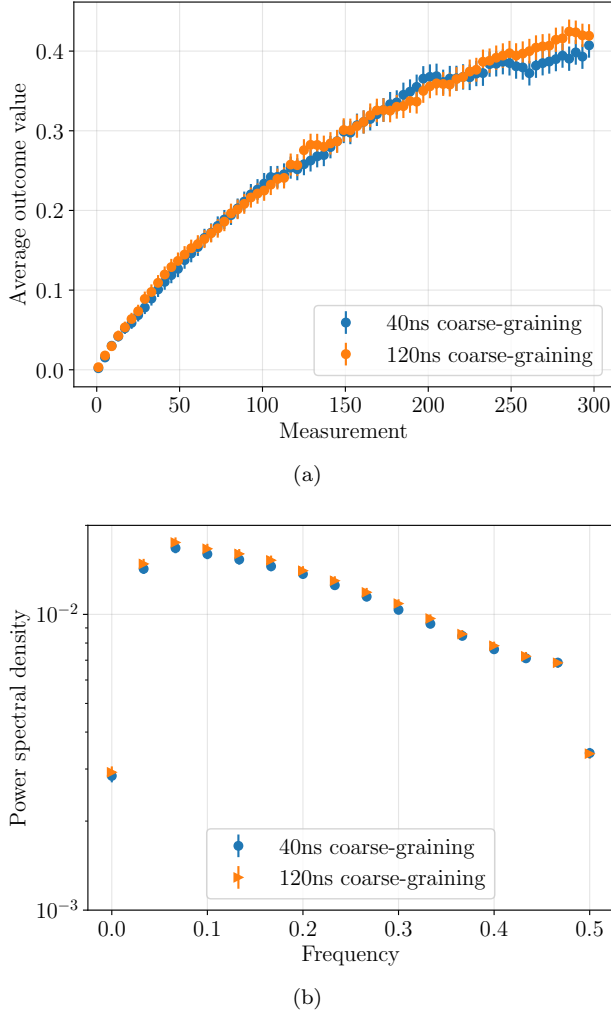


FIG. 8. Comparing the results for the $1/f$ noise model with a 40ns and a 120ns coarse-graining time scale for (a) the expectation value of the measurement outcomes and (b) the PSD of the parity-flip time series for the $1/f$ noise model. The simulations use 300 measurements, and the PSD is estimated using Welch’s method [63] as implemented in SciPy 1.14.1 [64] using a segment length of 30. The results are averaged over a total of 4×10^3 independent simulations, with the error bars (mostly hidden by the markers) being the 2σ confidence interval as inferred by performing a bootstrap over each simulation’s estimated PSD.

2. For δB^z being quasistatic noise, then

$$K(t) = \frac{2p}{\hbar^2} t^2. \quad (\text{G6})$$

This gives $T_2^* = \sqrt{2\hbar^2/p}$ with $b = 2$. We take $p/\hbar^2 = (6.431 \times 10^{-5} \text{GHz})^2$.

To characterize the noise on the exchange coupling, we consider a 3-spin system. We assume the first two spins are prepared in the singlet state $|S_0\rangle$ and without loss of generality the third spin is prepared in $|\uparrow\rangle$. The exchange interaction is turned on to J_0 between spins 2 and 3,

and we measure the probability of measuring the singlet state for the first two spins. The probability is fit to a function of the form:

$$\text{Pr}(t) = \frac{5}{8} + \frac{3}{8} \cos(J_0 t / \hbar) \exp \left[- \left(\frac{T}{T_2^*} \right)^b \right]. \quad (\text{G7})$$

We can again find analytic expressions under simplifying assumptions. If we ignore magnetic noise, the probability can be expressed as

$$\text{Pr}(t) = \frac{5}{8} + \frac{3}{8} \cos \left(\frac{1}{\hbar} \left(J_0 t + J_0 \int_0^t d\tau \xi(\tau) \right) \right). \quad (\text{G8})$$

After performing an ensemble average, we obtain

$$\text{Pr}(t) = \frac{5}{8} + \frac{3}{8} e^{-J_0^2 K(t)} \cos \left(\frac{J_0 t}{\hbar} \right), \quad (\text{G9})$$

where

$$K(t) = \frac{1}{2\hbar^2} \int_0^t dt_1 \int_0^t dt_2 \overline{\xi(t_1)\xi(t_2)}. \quad (\text{G10})$$

Because $K(t)$ has the same functional form as in Eq. (G4), we can similarly identify the T_2^* value in the presence of the exchange coupling. We choose parameters that give a T_2^* of approximately $0.516 \mu\text{s}$.

1. For the $1/f$ noise model, for the charge noise processes $\{\vec{\xi}_k\}_{k=1}^2$, which are unitless, each is given by a sum of 14 independent OU processes with frequencies $\{f_k\}_{k=1}^{14}$ distributed log-uniformly from 1 mHz to 10 GHz, with $p = (2 \times 10^{-3})^2$. This choice of parameters was chosen to be comparable to the model presented in Ref. [69], and our simulation results are shown in Fig. 9.
2. For the quasi-static noise model, we use $p = (6.099 \times 10^{-3})^2$.

Appendix H: Role of noisy parity-check measurement on parity-flip PSD

We attribute the non-flat PSD of the $1/f$ and quasi-static noise models in Fig. 5 of the main text to the imperfect parity check measurement that arises from having finite-duration CNOTs and noisy ancilla. To establish this, we perform simulations where the CNOTs are instantaneous and the ancilla qubit is uncorrupted, and we apply the identity operation (see Fig. 7 for our implementation of the identity operation) for the data qubits for 720ns (the same total duration of the two finite-time CNOTs) such that the data qubits can still accumulate errors between parity measurements. We show in Fig. 10 the resulting PSD for the parity-flip statistics, where we now observe a flatter PSD in contrast to Fig. 5.

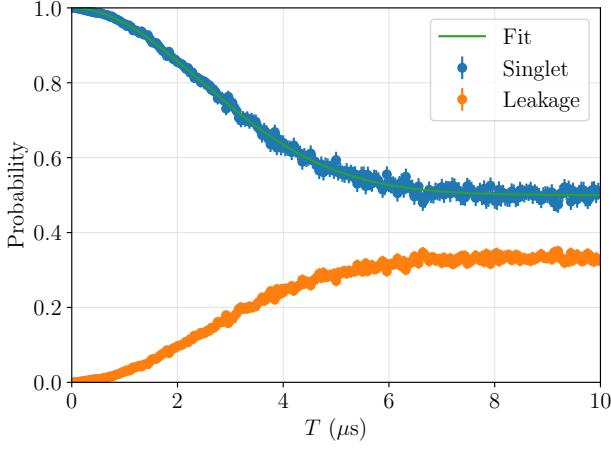
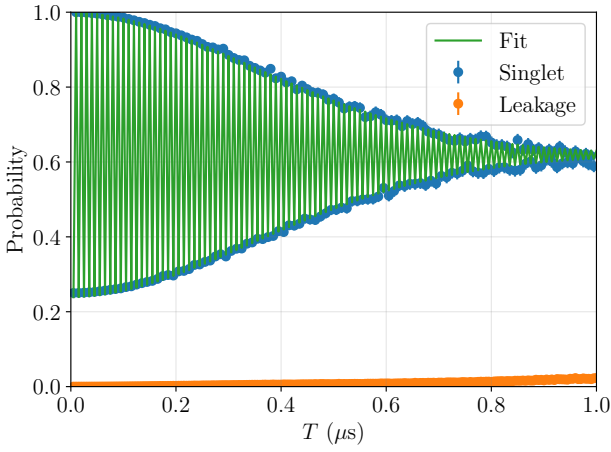
(a) $J_{23}/h = 0\text{MHz}$ (b) $J_{23}/h = 100\text{MHz}$

FIG. 9. Free induction decay results for a 3-spin DFS qubit. (a) Probability of measuring a singlet after a time t_{evol} when the exchange couplings are off ($J_{12} = J_{23} = 0$) and the initial state is a singlet. The data is fit to $\frac{1}{2}(1 + \exp(-(T/T_2^*)^c))$, with $c = 1.97 \pm 0.02$ and $T_2^* = 3.49 \pm 0.02 \mu\text{s}$. (b) Probability of measuring a singlet for the first two spins when $J_{23}/h = 100\text{MHz}$, when the initial state is $|S_0\rangle|+\rangle$. The data is fit to $a \exp(-(T/T_2^*)^b) \cos(2\pi J_{23}T/h) + (1 - a)$, with $a = 0.381 \pm 0.001$, $b = 1.90 \pm 0.04$, $T_2^* = 0.510 \pm 0.004 \mu\text{s}$. In both (a) and (b), 10^3 independent noise realizations are generated for each time point, and the simulations use Eq. (B12) with $\Delta t = 10^{-2}\text{ns}$. The error bars are 2σ confidence intervals calculated using the standard error of the mean. We note that this does not exactly replicate experimental conditions since there may be shot-to-shot correlations.

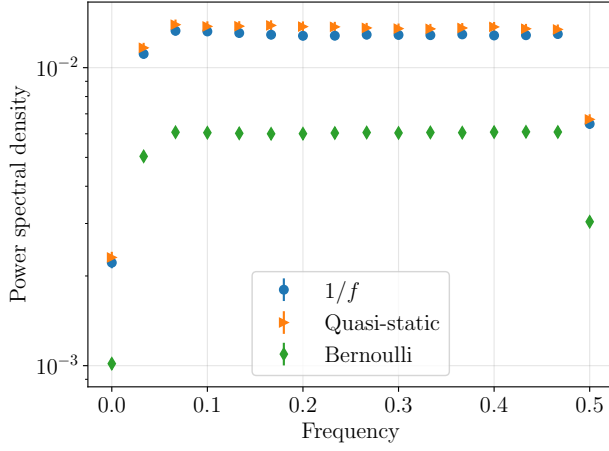


FIG. 10. PSD of the parity-flip time series (Eq. (39)) derived from the measurement outcomes for the two simulated noise models and an independent simulation of a Bernoulli process, where the parity measurement is implemented perfectly. The simulated Bernoulli process uses a probability of $q = 3 \times 10^{-3}$ and 300 measurements in order to match the other simulations. The PSD is estimated using Welch's method [63] as implemented in SciPy 1.14.1 [64] using a segment length of 30. The results are averaged over a total of 4×10^3 independent simulations, with the error bars (mostly hidden by the markers) being the 2σ confidence interval as inferred by performing a bootstrap over each simulation's estimated PSD.