

Total Drell-Yan in the flavorful SMEFT

Gudrun Hiller,^{*} Lara Nollen,[†] and Daniel Wendler[‡]

TU Dortmund University, Department of Physics,

Otto-Hahn-Str.4, D-44221 Dortmund, Germany

Abstract

We perform a global analysis of Drell-Yan production of charged leptons and dineutrinos, the latter in missing energy plus jet events, in proton-proton collisions within the Standard Model Effective Field Theory (SMEFT). The combination allows for the removal of flat directions, sharper limits and to probe more couplings than the individual observables, which we show performing a fit to LHC-data. We also find that limits have only mild dependence on lepton flavor patterns; hierarchies in quark flavors are driven by the parton distribution functions. The strongest constraints are on couplings involving the first and second generation quarks, exceeding 10 TeV. Combining flavor and high- p_T data, the limits on electroweak and gluon dipole operators can be improved, by up to a factor of three, highlighting once more that a more global approach increases sensitivities significantly. We also estimate the improvements in reach over existing data for the high-luminosity LHC (HL-LHC) by ~ 1.5 , and future collider options such as the high-energy LHC (HE-LHC) by ~ 3 and FCC-hh by ~ 8 . To maximize the new physics reach kinematic cuts and binning needs to be adjusted to each quark-flavor separately.

^{*}Electronic address: ghillier@physik.uni-dortmund.de

[†]Electronic address: lara.nollen@tu-dortmund.de

[‡]Electronic address: daniel.wendler@tu-dortmund.de

Contents

I. Introduction	3
II. Dilepton production in the SMEFT	4
1. SMEFT framework and operators	4
2. Quark flavor bases	6
3. Lepton flavor patterns	8
4. Parton level cross sections	9
III. LHC-Data and fit setup	12
1. Data sets and observables	13
2. Simulation of the SMEFT contributions	13
3. Bayesian fit framework	14
IV. Limits & Correlations	14
1. General features of analysis	14
2. Operators involving b -quarks	17
3. Lepton-flavor universality vs. lepton-flavor violation	19
4. Lepton-flavor specific fits	20
5. Synopsis of DY fits	21
V. The benefits of rare decays	21
VI. Future collider sensitivities	24
VII. Conclusions	30
VIII. Appendix	31
A. Partonic cross sections	31
B. Energy enhancement of the gluon dipole operators	33
C. Auxiliary limits and plots	35
References	41

I. INTRODUCTION

To study fundamental dynamics at the electroweak scale and beyond, the Standard Model (SM) of the strong and electroweak interactions is, given its successes [1], a likely good benchmark theory to start. To learn when and where the SM eventually fails is informative and could facilitate progress towards deeper questions, such as the origin of dark matter, the matter-antimatter-asymmetry, or flavor. This endeavor requires directions from theory and model building, and a broad program for experimental searches. A model-independent and systematic approach to further explorations is to treat new physics degrees of freedom from above the weak scale effectively in towers of higher dimensional operators, encoded by the Standard Model Effective Theory (SMEFT) [2]. As also proven for instance in Fermi's theory including applications to charm and b -physics [3], effective field theories are powerful tools as they allow for a global view, to correlate physics from different scales, sectors, observables and experiments.

In this work we consider dilepton production in pp -collisions, aka the Drell-Yan process, in the SMEFT. The $pp \rightarrow \ell^+ \ell'^{-}$ one into charged leptons $\ell, \ell' = e, \mu, \tau$, which we term charged lepton Drell-Yan (CLDY), has been previously studied, e.g. in Refs. [4–11]. Recently the production of a dineutrino pair and a tagging jet (MET+j), $pp \rightarrow \nu \bar{\nu} j$ has also been analyzed [12]. MET+j and 'classic' Drell Yan share many features: energy-enhancement of dipole and semileptonic four-fermion operators, but also beneficial synergies are expected: while dipole operators involving the Z -boson are probed by both processes, only CLDY is sensitive to the photon dipoles, and only MET+j accesses the gluon dipoles which are fully energy-enhanced.

We perform a global analysis of LHC-data on production of charged leptons and dineutrinos, and work out synergies also including flavor data. We concentrate on flavor-changing neutral current (FCNC) couplings of the quarks to make contact with flavor physics. In this case interference terms between the SM and the SMEFT are suppressed since the SM is flavor-diagonal at leading order in quark mixing.

The plan of the paper is as follows: In Section II, dilepton production, $\ell^+ \ell'^{-}$ and $\nu \bar{\nu}$, in proton-proton collisions in the SMEFT is reviewed. We give flavor aspects and the sensitivity of cross sections to Wilson coefficients (WCs). In Section III we give the LHC-data used in the global fit, and describe the details of the fit procedure. The outcome of the fit, including

limits on WCs and synergies between charged lepton and dineutrino observables, are given in Sec IV, together with a comparison of results for lepton flavor universal and lepton flavor violating patterns. In Section V we work out the benefits of flavor constraints from rare hadron decays on the global analysis. Estimations for the High-Luminosity LHC (HL-LHC) [13], a possible High-Energy LHC (HE-LHC) [14], and the Future Circular Collider (FCC-hh) [15] 100 TeV pp -collider are presented in Section VI. We conclude in Section VII. Auxiliary information and figures are provided in the appendix.

II. DILEPTON PRODUCTION IN THE SMEFT

We briefly review the SMEFT formalism relevant for the charged and neutral leptoproduction in Sec. II 1 and give flavor aspects of our analysis. We begin with quarks in Sec. II 2., followed by leptons in Sec. II 3. We discuss sensitivities to effective coefficients of the parton level cross sections together with the interplay and synergies of CLDY and the MET+j channels in Sec. II 4.

1. SMEFT framework and operators

We focus on dimension-six SMEFT operators in the Warsaw basis [16], with the Lagrangian [2]

$$\mathcal{L} = \mathcal{L}_{\text{SM}} + \sum_i \frac{C_i}{\Lambda^2} O_i, \quad (2.1)$$

where \mathcal{L}_{SM} is the SM Lagrangian. The operators O_i are composed out of SM fields, and respect Poincare and SM gauge symmetry, $SU(3)_C \times SU(2)_L \times U(1)_Y$; the C_i are the corresponding Wilson coefficients. In SMEFT, the scale of new physics, Λ , has to be sufficiently above the electroweak scale, $v \simeq 246$ GeV. We use $\Lambda = 1$ TeV for the numerical analysis.

Four-fermion operators can significantly impact dilepton production at the LHC, as their contributions to the cross sections are enhanced by the partonic center-of-mass energy as \hat{s}^2/Λ^4 , where \hat{s} is the square of the partonic center-of-mass energy [9, 11, 17]. Furthermore, the MET+j process receives contributions from the gluon dipole operator subject to the same scaling with energy [12]¹. Contributions from electroweak dipole operators involving

¹ In appendix VIII B we give further details on the energy enhancement of the gluon dipole operators.

quarks to dilepton cross sections are scaling as $v^2 \hat{s}/\Lambda^4$. We therefore focus on the dipole and semileptonic four-fermion operators summarized in Tab. I. While other classes of operators, such as Z -penguins and leptonic dipole operators contribute to dilepton production as well, they are already tightly constrained by LEP data [18–20]. Note however, that they can be included in a global fit in a straight-forward manner.

We employ the following notation: q_i and l_α are the $SU(2)_L$ doublet quark and lepton fields which, respectively, contain left-handed up- and down-type quarks, and the charged lepton and neutrino fields. In components, $q = (u^L, d^L)$ and $l = (\nu, \ell)$. The $u_j, d_j, (e_\beta)$ are the right-handed quark (lepton) singlets. The indices i, j label quark generations, while α, β are generation indices of the leptons, $i, j, \alpha, \beta = 1, 2, 3$. The Higgs doublet is denoted by φ , while $\tilde{\varphi} = i\tau^2\varphi^*$ denotes its charge-conjugate. The τ^I are the Pauli matrices, and $T^A = \frac{1}{2}\lambda^A$ are the generators of QCD. The field-strength tensors $B_{\mu\nu}$, $W_{\mu\nu}^I$, and $G_{\mu\nu}^A$ correspond to the $U(1)_Y$, $SU(2)_L$, and $SU(3)_C$ gauge groups, respectively. The Levi-Civita symbol ϵ_{km} acts on $SU(2)_L$ indices k, m , with $\epsilon_{12} = +1$.

Dipole					
O_{uB}_{ij}	$(\bar{q}_i\sigma^{\mu\nu}u_j)\tilde{\varphi}B_{\mu\nu}$	O_{uW}_{ij}	$(\bar{q}_i\sigma^{\mu\nu}u_j)\tau^I\tilde{\varphi}W_{\mu\nu}^I$	O_{uG}_{ij}	$(\bar{q}_i\sigma^{\mu\nu}T^A u_j)\tilde{\varphi}G_{\mu\nu}^A$
O_{dB}_{ij}	$(\bar{q}_i\sigma^{\mu\nu}d_j)\varphi B_{\mu\nu}$	O_{dW}_{ij}	$(\bar{q}_i\sigma^{\mu\nu}d_j)\tau^I\varphi W_{\mu\nu}^I$	O_{dG}_{ij}	$(\bar{q}_i\sigma^{\mu\nu}T^A d_j)\varphi G_{\mu\nu}^A$
Semileptonic Four-Fermion					
$O_{lq}^{(1)}_{\alpha\beta ij}$	$(\bar{l}_\alpha\gamma_\mu l_\beta)(\bar{q}_i\gamma^\mu q_j)$	$O_{lq}^{(3)}_{\alpha\beta ij}$	$(\bar{l}_\alpha\gamma_\mu\tau^I l_\beta)(\bar{q}_i\gamma^\mu\tau^I q_j)$	$O_{qe}_{\alpha\beta ij}$	$(\bar{q}_i\gamma_\mu q_j)(\bar{e}_\alpha\gamma^\mu e_\beta)$
$O_{lu}_{\alpha\beta ij}$	$(\bar{l}_\alpha\gamma_\mu l_\beta)(\bar{u}_i\gamma^\mu u_j)$	$O_{ld}_{\alpha\beta ij}$	$(\bar{l}_\alpha\gamma_\mu l_\beta)(\bar{d}_i\gamma^\mu d_j)$	$O_{eu}_{\alpha\beta ij}$	$(\bar{e}_\alpha\gamma_\mu e_\beta)(\bar{u}_i\gamma^\mu u_j)$
$O_{ed}_{\alpha\beta ij}$	$(\bar{e}_\alpha\gamma_\mu e_\beta)(\bar{d}_i\gamma^\mu d_j)$	$O_{ledq}_{\alpha\beta ij}$	$(\bar{l}_\alpha^k e_\beta)(\bar{d}_i\gamma_\mu^k q_j)$	$O_{lequ}^{(1)}_{\alpha\beta ij}$	$(\bar{l}_\alpha^k e_\beta)\epsilon_{km}(\bar{q}_i^m u_j)$
$O_{lequ}^{(3)}_{\alpha\beta ij}$	$(\bar{l}_\alpha^k\sigma_{\mu\nu}e_\beta)\epsilon_{km}(\bar{q}_i^m u_j)$				

TABLE I: The operators considered in this work, see text for details.

The sensitivities of the CLDY (blue) and MET+j (orange) processes to the SMEFT coefficients are illustrated in Fig. 1. While both processes are sensitive to the quark dipole operators O_{qW} and O_{qB} , the dineutrino process is only sensitive to semileptonic four-fermion

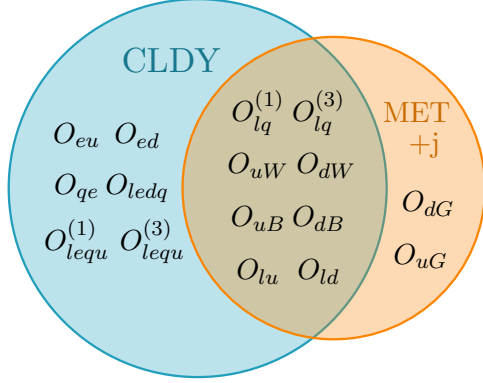


FIG. 1: Sensitivities of the CLDY (blue) and MET+j (orange) processes to the dimension-six SMEFT operators considered in this work.

operators involving left-handed leptons ². In contrast, CLDY also probes right-handed lepton couplings, C_{eu}, C_{ed} and C_{qe} , in addition to the scalar and tensor coefficients $C_{ledq}, C_{lequ}^{(1)}$, and $C_{lequ}^{(3)}$. On the other hand, the MET+j process is sensitive to the gluon dipole operators O_{qG} , as shown in Fig. 2, whereas these operators do not contribute to the CLDY process at leading order.

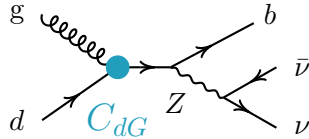


FIG. 2: Contribution of the gluon dipole operator O_{dG} (blue blob) to the MET+j process.

2. Quark flavor bases

To confront the SMEFT to experimental data, fermion fields in the operators need to be rotated from the gauge to the mass basis. This is immaterial for operators involving only singlet quarks, as their rotation is unphysical and can be absorbed by redefining the corresponding WCs. The same is true in our analysis concentrating on neutral currents for operators involving chirality-flipping quark currents, such as the dipoles, scalar and tensor operators. With additional charged current observables, however, the impact of flavor rota-

² Right-handed neutrinos are not considered in this analysis, they can, however, be probed with MET+j [12].

tions cannot be fully absorbed in the WCs. For operators with doublet quark currents, $O_{lq}^{(1)}$, $O_{lq}^{(3)}$ and O_{qe} the rotation has a physical effect. We take this into account by performing the global fit in two extreme cases, up- and down-alignment, meaning that in the former the flavor rotations responsible for the CKM-matrix reside entirely in the down-sector, while in the latter in the up-sector [21]. We illustrate this for $O_{lq}^{(1)}$, $O_{lq}^{(3)}$, whose contributions expanded in components read

$$\begin{aligned} \mathcal{L} &\propto C_{\alpha\beta ij}^{lq(1)} (\bar{q}_i \gamma^\mu q_j) (\bar{l}_\alpha \gamma_\mu l_\beta) + C_{\alpha\beta ij}^{lq(3)} (\bar{q}_i \gamma^\mu \tau^I q_j) (\bar{l}_\alpha \gamma_\mu \tau^I l_\beta) \\ &= C_{\alpha\beta ij}^{lq+} \left((\bar{u}_i^L \gamma^\mu u_j^L) (\bar{\nu}_\alpha \gamma_\mu \nu_\beta) + (\bar{d}_i^L \gamma^\mu d_j^L) (\bar{\ell}_\alpha \gamma_\mu \ell_\beta) \right) \\ &\quad + C_{\alpha\beta ij}^{lq-} \left((\bar{d}_i^L \gamma^\mu d_j^L) (\bar{\nu}_\alpha \gamma_\mu \nu_\beta) + (\bar{u}_i^L \gamma^\mu u_j^L) (\bar{\ell}_\alpha \gamma_\mu \ell_\beta) \right), \end{aligned} \quad (2.2)$$

in the gauge basis, where

$$C_{lq}^\pm = C_{lq}^{(1)} \pm C_{lq}^{(3)}. \quad (2.3)$$

The quark fields are rotated to the mass basis with unitary rotations $U_{L/R}^{u,d}$

$$u_{L/R} = U_{L/R}^u u'_{L/R}, \quad d_{L/R} = U_{L/R}^d d'_{L/R}, \quad V = U_L^{u\dagger} U_L^d, \quad (2.4)$$

where the primed (unprimed) fields denote the mass (gauge) eigenstates. V is the CKM matrix. For the example of C_{lq}^+ , the rotation to mass eigenstates gives

$$C_{\alpha\beta ij}^{lq+} \left(U_{ik}^{*u} U_{jm}^u \bar{u}'_k \gamma^\mu u'_m \bar{\nu}_\alpha \gamma_\mu \nu_\beta + U_{ik}^{*d} U_{jm}^d \bar{d}'_k \gamma^\mu d'_m \bar{\ell}_\alpha \gamma_\mu \ell_\beta \right). \quad (2.5)$$

In up-alignment (down-alignment), the U_L^u rotation matrices (U_L^d matrices) are absorbed,

i.e. $\hat{C}_{\alpha\beta ij}^{lq+, \text{up}} = U_{ik}^{*u} U_{jm}^u C_{\alpha\beta km}^{lq+}$ and $\hat{C}_{\alpha\beta ij}^{lq+, \text{down}} = U_{ik}^{*d} U_{jm}^d C_{\alpha\beta km}^{lq+}$. In up-alignment, we then obtain

$$\begin{aligned} \mathcal{L} &\propto \hat{C}_{\alpha\beta ij}^{lq+, \text{up}} (\bar{u}'_i \gamma^\mu u'_j \bar{\nu}_\alpha \gamma_\mu \nu_\beta + V_{ik}^* V_{jm} \bar{d}'_k \gamma^\mu d'_m \bar{\ell}_\alpha \gamma_\mu \ell_\beta) \\ &\quad + \hat{C}_{\alpha\beta ij}^{lq-, \text{up}} (V_{ik}^* V_{jm} \bar{d}'_k \gamma^\mu d'_m \bar{\nu}_\alpha \gamma_\mu \nu_\beta + \bar{u}'_i \gamma^\mu u'_j \bar{\ell}_\alpha \gamma_\mu \ell_\beta), \end{aligned} \quad (2.6)$$

whereas in down-alignment, the Lagrangian reads

$$\begin{aligned} \mathcal{L} &\propto \hat{C}_{\alpha\beta ij}^{lq+, \text{down}} (V_{ki} V_{mj}^* \bar{u}'_k \gamma^\mu u'_m \bar{\nu}_\alpha \gamma_\mu \nu_\beta + \bar{d}'_i \gamma^\mu d'_j \bar{\ell}_\alpha \gamma_\mu \ell_\beta) \\ &\quad + \hat{C}_{\alpha\beta ij}^{lq-, \text{down}} (\bar{d}'_i \gamma^\mu d'_j \bar{\nu}_\alpha \gamma_\mu \nu_\beta + V_{ki} V_{mj}^* \bar{u}'_k \gamma^\mu u'_m \bar{\ell}_\alpha \gamma_\mu \ell_\beta). \end{aligned} \quad (2.7)$$

We learn that additional contributions, FCNC and flavor diagonal ones whose sizes are driven by CKM-hierarchies, arise in each case ((2.6)), ((2.7)). Note that for $i \neq j$ the

mixing-induced flavor diagonal contributions ($k = m$), which interfere with the SM and are CKM-suppressed. We include the full expressions (2.6), (2.7) in our analysis. To avoid clutter in the remainder of this work we omit hats on Wilson coefficients and tacitly assume that they correspond to operators with quarks in the mass basis.

3. Lepton flavor patterns

We analyze different scenarios for the lepton-flavor structure of the SMEFT coefficients, a lepton flavor universal (LU) and a lepton-flavor violating (LFV) one. We consider also lepton-flavor-specific couplings, where each coefficient $C_{\alpha\beta ij}$ for each α and β is treated as an independent parameter. The CLDY process is measured lepton-flavor specifically, allowing for the resolution of individual flavor contributions. In contrast, the MET+j process constrains the incoherent sum of lepton flavors, as the individual contributions are experimentally not resolved. Despite this limitation, it is still possible to constrain all coefficients simultaneously, as there is no interference between different flavor contributions in the effective coefficients. Hence, the bounds on the individual lepton-flavor coefficients are at best as strong as those on the incoherent sum. For instance,

$$|C_{11ij}|^2 \leq \sum_{\alpha,\beta} |C_{\alpha\beta ij}|^2, \quad (2.8)$$

holds for the dielectron coupling C_{11ij} for any quark indices i, j .

For flavor off-diagonal couplings $\alpha \neq \beta$, an additional factor of $\sqrt{2}$ arises for hermitian operators due to $C_{\alpha\beta ij} = C_{\beta\alpha ij}^*$. For example, switching on $\alpha, \beta = 1, 2$ couplings implies

$$\sum_{\alpha,\beta} |C_{\alpha\beta ij}|^2 = |C_{12ij}|^2 + |C_{21ij}|^2 \leq c^2, \quad (2.9)$$

and

$$|C_{12ij}| \leq \frac{c}{\sqrt{2}}. \quad (2.10)$$

We also consider lepton-flavor universal patterns. Here, $C_{\alpha\beta ij} = \delta_{\alpha\beta} C_{ij}^{\text{LU}}$, i.e. diagonal elements are assumed to be equal, while off-diagonal, flavor violating elements vanish. The sum over the lepton flavors then simplifies to

$$\sum_{\alpha,\beta} |C_{\alpha\beta ij}|^2 = 3|C_{ij}^{\text{LU}}|^2 \leq c^2, \quad (2.11)$$

implying that the LU bound is by a factor $\sqrt{3}$ stronger than the lepton-flavor-specific one

$$|C_{ij}^{\text{LU}}| \leq \frac{c}{\sqrt{3}}. \quad (2.12)$$

This scenario can be generalized by allowing for an additional LFV contribution that is universal among the non-diagonal couplings, i.e. $C_{\alpha\beta ij} = \delta_{\alpha\beta} C_{ij}^{\text{LU}} + \delta_{\alpha\neq\beta} C_{ij}^{\text{LFV}}$. This pattern is motivated by scenarios with different scales for lepton-flavor conserving and lepton-flavor violating new physics. For the sum over the lepton flavors in the MET+j observables, we find

$$\sum_{\alpha,\beta} |C_{\alpha\beta ij}|^2 = 3|C_{ij}^{\text{LU}}|^2 + 6|C_{ij}^{\text{LFV}}|^2 \leq c^2, \quad (2.13)$$

implying that the bounds from the MET+j process are by a factor of $\sqrt{2}$ stronger for the LFV contributions than for the lepton-flavor conserving ones.

4. Parton level cross sections

Both types of Drell-Yan processes are sensitive to specific combinations of WCs, which can be determined at parton level and directly mapped onto the relevant collider observables. Generically SMEFT induces terms quadratic and linear in the WCs. However for vanishing fermion masses, only linear terms with vectorial operators with diagonal quark and lepton flavor indices remain. In the high energy limit $\hat{s} \gg M_Z^2$, the parton level cross section $\hat{\sigma}$ of the CLDY process can be parameterized as [9]

$$\begin{aligned} \hat{\sigma}(q_i \bar{q}_j \rightarrow \ell_\alpha \ell_\beta) &= \hat{\sigma}_{\text{SM}}(q\bar{q} \rightarrow \ell\ell) \delta_{ij} \delta_{\alpha\beta} + C_{4\text{F},\text{lin}}^{\ell\ell}{}_{\alpha\beta ij} \hat{\sigma}_{4\text{F}}^{\text{lin}}(q\bar{q} \rightarrow \ell\ell) \delta_{ij} \delta_{\alpha\beta} \\ &+ \left(C_{4\text{F},\text{quad}}^{\ell\ell}{}_{\alpha\beta ij} \right)^2 \hat{\sigma}_{4\text{F}}^{\text{quad}}(q\bar{q} \rightarrow \ell\ell) + \left(C_{\text{EW}}^{\ell\ell}{}_{ij} \right)^2 \hat{\sigma}_{\text{EW}}(q\bar{q} \rightarrow \ell\ell) \delta_{\alpha\beta}, \end{aligned} \quad (2.14)$$

where the effective coefficients are given by

$$C_{4\text{F},\text{lin}}^{\ell\ell}{}_{\alpha\beta ii} = \begin{cases} - \left(C_{\alpha\beta ii}^- \left(1 + 3 \frac{c_W^2}{s_W^2} \right) + 4C_{\alpha\beta ii}^{lu} + 8C_{\alpha\beta ii}^{eu} + 2C_{\alpha\beta ii}^{qe} \right) & \text{(up-type quarks),} \\ \left(C_{\alpha\beta ii}^+ \left(-1 + 3 \frac{c_W^2}{s_W^2} \right) + 2C_{\alpha\beta ii}^{ld} + 4C_{\alpha\beta ii}^{ed} - 2C_{\alpha\beta ii}^{qe} \right) & \text{(down-type quarks),} \end{cases} \quad (2.15)$$

$$\left(C_{4\text{F,quad}}^{\ell\ell}\right)_{\alpha\beta ij}^2 = \begin{cases} |C_{\alpha\beta ij}^{eu}|^2 + |C_{\alpha\beta ij}^{qe}|^2 + |C_{\alpha\beta ij}^{lu}|^2 + |C_{\alpha\beta ij}^{lq^-}|^2 + \frac{3}{4}|C_{\alpha\beta ij}^{lequ(1)}|^2 + 4|C_{\alpha\beta ij}^{lequ(3)}|^2 & \text{(up-type quarks)}, \\ |C_{\alpha\beta ij}^{ed}|^2 + |C_{\alpha\beta ij}^{qe}|^2 + |C_{\alpha\beta ij}^{ld}|^2 + |C_{\alpha\beta ij}^{lq^+}|^2 + \frac{3}{4}|C_{\alpha\beta ij}^{ledq}|^2 & \text{(down-type quarks)}, \end{cases} \quad (2.16)$$

and

$$\left(C_{\text{EW}}^{\ell\ell}\right)_{ij}^2 = \frac{1 - 4s_W^2 + 8s_W^4}{4c_W^2 s_W^2} \left(|C_{ij}^{q\gamma}|^2 + |C_{ji}^{q\gamma}|^2 \right) + \left(|C_{ij}^{qZ}|^2 + |C_{ji}^{qZ}|^2 \right) - 2c_W s_W \frac{1 - 4s_W^2}{1 - 4s_W^2 + 9s_W^4} \text{Re} \left\{ C_{ij}^{q\gamma} C_{ij}^{qZ*} + C_{ji}^{q\gamma} C_{ji}^{qZ*} \right\}, \quad (2.17)$$

where $c_W = \cos \theta_W$, $s_W = \sin \theta_W$ with the weak mixing angle θ_W . The effective coefficients are thereby defined as C_{lq}^\pm in Eq.(2.3) and

$$C_{ij}^{q\gamma} = \begin{cases} s_W C_{ij}^{uW} + c_W C_{ij}^{uB} & \text{(up-type quarks)}, \\ -s_W C_{ij}^{dW} + c_W C_{ij}^{dB} & \text{(down-type quarks)}, \end{cases} \quad (2.18)$$

$$C_{ij}^{qZ} = \begin{cases} c_W C_{ij}^{uW} - s_W C_{ij}^{uB} & \text{(up-type quarks)}, \\ -c_W C_{ij}^{dW} - s_W C_{ij}^{dB} & \text{(down-type quarks)}. \end{cases} \quad (2.19)$$

For the MET+j process, the gq -channel provides the dominant contribution to the E_T^{miss} -spectrum, as discussed in detail in Ref. [12]. The differential parton level cross section can be parameterized as

$$\begin{aligned} \frac{d\hat{\sigma}(q_i g \rightarrow \nu \bar{\nu} q_j)}{dE_T^{\text{miss}}} &= \frac{d\hat{\sigma}_{SM}(qg \rightarrow \nu \bar{\nu} q)}{dE_T^{\text{miss}}} \delta_{ij} \\ &+ (C_{ij}^{\nu\nu})_{4\text{F,lin}} \frac{d\hat{\sigma}_{4\text{F}}(qg \rightarrow \nu \bar{\nu} q)}{dE_T^{\text{miss}}} \delta_{ij} + (C_{ij}^{\nu\nu})_{4\text{F,quad}}^2 \frac{d\hat{\sigma}_{4\text{F}}(qg \rightarrow \nu \bar{\nu} q)}{dE_T^{\text{miss}}} \\ &+ (C_{ij}^{\nu\nu})_{\text{EW}}^2 \frac{d\hat{\sigma}_{\text{EW}}(qg \rightarrow \nu \bar{\nu} q)}{dE_T^{\text{miss}}} + (C_{ij}^{\nu\nu})_{\text{G}}^2 \frac{d\hat{\sigma}_{\text{G}}(qg \rightarrow \nu \bar{\nu} q)}{dE_T^{\text{miss}}}, \end{aligned} \quad (2.20)$$

where we introduce the effective coefficients

$$C_{4\text{F},\text{lin}}^{\nu\nu} = \begin{cases} \sum_{\alpha,\beta} \epsilon_L^u C_{\alpha\beta ii}^{lq+} + \epsilon_R^u C_{\alpha\beta ii}^{lu} & \text{(up-type quarks)}, \\ \sum_{\alpha,\beta} \epsilon_L^d C_{\alpha\beta ii}^{lq-} + \epsilon_R^d C_{\alpha\beta ii}^{ld} & \text{(down-type quarks)}, \end{cases} \quad (2.21)$$

$$(C_{4\text{F},\text{quad}}^{\nu\nu})^2 = \begin{cases} \sum_{\alpha,\beta} |C_{\alpha\beta ij}^{lq+}|^2 + |C_{\alpha\beta ij}^{lu}|^2 & \text{(up-type quarks)}, \\ \sum_{\alpha,\beta} |C_{\alpha\beta ij}^{lq-}|^2 + |C_{\alpha\beta ij}^{ld}|^2 & \text{(down-type quarks)}, \end{cases} \quad (2.22)$$

$$(C_{\text{EW}}^{\nu\nu})^2 = |C_{ij}^{qZ}|^2 + |C_{ji}^{qZ}|^2, \quad (2.23)$$

$$(C_G^{\nu\nu})^2 = |C_{ij}^{qG}|^2 + |C_{ji}^{qG}|^2, \quad (2.24)$$

with $q = u, d$ and ϵ_X^q with $X = L, R$ is defined in Eq.(A.5). Analogous parameterizations for the $q\bar{q}$ -channel are given in Ref. [12]. These channels exhibit the same dependence on the SMEFT coefficients, whereas they differ with regard to the kinematic terms.

Here, all WCs are given in the gauge basis. The non-trivial rotations to the mass basis are given by

$$C_{\alpha\beta ij}^{lq+} \rightarrow \begin{cases} C_{\alpha\beta km}^{lq+} V_{ki}^* V_{mj} & \ell\ell, \text{ up-alignment}, \\ C_{\alpha\beta km}^{lq+} V_{ik} V_{jm}^* & \nu\nu, \text{ down-alignment}, \end{cases} \quad (2.25)$$

$$C_{\alpha\beta ij}^{lq-} \rightarrow \begin{cases} C_{\alpha\beta km}^{lq-} V_{ki}^* V_{mj} & \nu\nu, \text{ up-alignment}, \\ C_{\alpha\beta km}^{lq-} V_{ik} V_{jm}^* & \ell\ell, \text{ down-alignment}, \end{cases} \quad (2.26)$$

$$C_{\alpha\beta ij}^{qe} \rightarrow \begin{cases} C_{\alpha\beta km}^{qe} V_{ki}^* V_{mj} & \ell\ell, \text{ down-type quarks, up-alignment}, \\ C_{\alpha\beta km}^{qe} V_{ik} V_{jm}^* & \ell\ell, \text{ up-type quarks, down-alignment}. \end{cases} \quad (2.27)$$

$$(2.28)$$

More details on the alignment are given in Sec. II 2.

Let us stress the inclusiveness of the analysis regarding multiple operators, lepton and quark flavors: As the four-fermion operators comprise different chiralities of the fermions, they contribute incoherently to the cross sections, e.g. (2.16). Similarly, the effective coefficients defined in Eq. (2.22) constrain the incoherent sum of the lepton flavors. In addition, the hadron level cross sections, see e.g. Ref. [22] for CLDY and [12] for MET+j for details,

are computed inclusively over the initial quark flavors. In all cases, upper limits on the magnitude of individual coefficients can be obtained because ‘the sum of squares is an upper limit on each square’. On the other hand, assuming patterns of contributions, for instance assuming a concrete BSM model that induces only a subset of operators perhaps even correlated by a few model parameters, or a given lepton-flavor structure, see Sec. II 3, allows for stronger limits due to correlations.

The effective coefficients associated with the electroweak dipole operators, defined in Eq. (2.17) for CLDY and in Eq. (2.23) for MET+j, together enable an enhanced resolution of the individual components ($C_{u/dZ}, C_{u/d\gamma}$) or the $SU(2)_L$ and hypercharge directions ($C_{u/dW}, C_{u/dB}$). While CLDY simultaneously probes Z -boson and photon couplings, the dineutrino process is only sensitive to the Z -coefficient. This is illustrated for the example of the db coupling in Fig. 3.

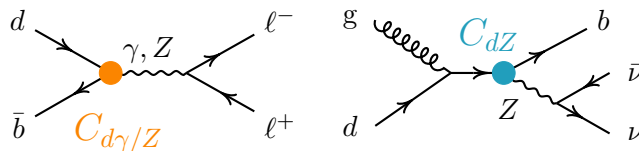


FIG. 3: Synergies between CLDY and MET+j for the example of the db coupling for the electroweak dipole operators. SMEFT contributions to the CLDY process are highlighted with orange vertices, while MET+j vertices are shown in blue.

III. LHC-DATA AND FIT SETUP

We outline the strategy to obtain limits on SMEFT operators from LHC DY measurements. We begin by specifying the processes and data sets used in our analysis, comprising of the CLDY and MET+j channels. We then describe our Monte Carlo (MC) simulation setup and validation procedures, as well as detail the Bayesian framework employed to extract the constraints on the WCs.

1. Data sets and observables

For the CLDY process, we consider analyses of the lepton-flavor conserving process $pp \rightarrow \ell_\alpha^+ \ell_\alpha^-$, as well as searches for lepton-flavor violating processes $pp \rightarrow \ell_\alpha^+ \ell_\beta^-$, with $\alpha \neq \beta$ and $\alpha, \beta = e, \mu, \tau$. For the $pp \rightarrow \tau^+ \tau^-$ process, we only use the leptonic channel with veto against b -jets, since the correlations with other channels are not provided and it has been shown that these correlations can significantly impact the fit [23].

For the MET+j process, we consider the process $pp \rightarrow \nu \bar{\nu} j$, where the dineutrino pair is produced in association with high- p_T jets. The data sets used in the analysis are summarized in Tab. II.

Process	Observable	\mathcal{L}_{int}	Ref.	Process	Observable	\mathcal{L}_{int}	Ref.
$pp \rightarrow e^+ e^-$	$\frac{d\sigma}{dm_{\ell\ell}}$	137 fb $^{-1}$	[24]	$pp \rightarrow e\mu, e\tau, \mu\tau$	$\frac{d\sigma}{dm_{\ell\ell'}}$	139 fb $^{-1}$	[25]
$pp \rightarrow \mu^+ \mu^-$	$\frac{d\sigma}{dm_{\ell\ell}}$	140 fb $^{-1}$	[24]	$pp \rightarrow \text{MET} + j$	$\frac{d\sigma}{dE_T^{\text{miss}}}$	139 fb $^{-1}$	[26]
$pp \rightarrow \tau^+ \tau^-$	$\frac{d\sigma}{dm_{\tau\tau}^{\text{tot}}}$	139 fb $^{-1}$	[27]				

TABLE II: Data sets and observables of CLDY and MET+j used in the analysis, together with the corresponding integrated luminosity \mathcal{L}_{int} . All data is taken at $\sqrt{s} = 13$ TeV.

2. Simulation of the SMEFT contributions

We simulate the contributions of the SMEFT operators to the CLDY and MET+j processes using MADGRAPH5_AMC@NLO [28], with the SMEFTsim 3.0 model [29]. The new physics (NP) scale is set to $\Lambda = 1$ TeV in all simulations. We neglect the running of the SMEFT coefficients, as the effects are small for the scales and operators considered in this analysis. We use the NNPDF4.0 PDF sets [30], employing LO PDF sets for the CLDY processes and NLO PDF sets for the MET+j process, owing to the additional real emission required for tagging. Parton showering and hadronization are handled by PYTHIA 8.3 [31], and detector simulation is carried out using DELPHES3 [32]. We validate our setup by recasting the SM predictions from the experimental analyses.

3. Bayesian fit framework

To set constraints on the WCs, we employ the EFT*fitter* framework [33], which is based on BAT.jl [34] and utilizes a Bayesian statistical approach. In this way, we can simultaneously derive credible intervals for all coefficients. We adopt flat priors in the range $[-10,10]$ for most coefficients. For those whose 95% credible intervals extend beyond this range, we set flat priors in the range $[-50,50]$. We have checked the dependence on the priors by repeating the fits with a Gaussian prior, finding no difference in the results.

We include systematical as well as statistical uncertainties for the background processes, which we assume to be Gaussian distributed. Since we assume the NP signal to be small, we neglect uncertainties on the SMEFT contributions. The sampling of the posterior probability distribution is performed with the robust adaptive Metropolis algorithm [35], ensuring an efficient exploration of the parameter space. The 95% credible limits on the individual SMEFT coefficients are derived by marginalizing over the posterior probability distribution.

IV. LIMITS & CORRELATIONS

We present the new physics reach by CLDY, MET+j and their combination. In Sec. IV 1 we discuss the basic steps and general features of the fit, and present limits assuming lepton-flavor universality. As there are qualitative differences to the first two quark generations, we discuss fit results involving b -quarks separately in Sec. IV 2. Results in the LFV and the lepton-flavor-specific scenarios, defined in Sec. II 3, are given in Sec. IV 3 and Sec. IV 4, respectively.

1. General features of analysis

We perform a fit for each quark flavor combination $i, j, i \neq j$ individually. Credible intervals of the WCs can be translated into a bound on Λ , since the fits effectively only constrain C/Λ^2 . We show these 95% bounds on Λ/\sqrt{C} from the lepton-flavor universal fit for the $i, j = 1, 2$ quark combination in Fig. 4. The bounds in the down-alignment are shown as solid lines, while the bounds in the up-alignment are shown as dashed lines. Since the choice of basis does not affect most coefficients, we only show the bounds in the down-alignment

basis for those³. The 95% credible intervals in the LU scenario are listed for completeness in Tab. VII.

Note that for the dipole coefficients as well as the scalar and tensor coefficients, we include C_{ij} and C_{ji} as independent degrees of freedom since the corresponding operators are not hermitian. The bounds are, however, identical because the operators contribute as $|C_{ij}|^2 + |C_{ji}|^2$ to the cross section, so that we only show one bound for each pair of coefficients. In total, the fit includes 25 free parameters for the $i, j = 1, 2$ quark-flavor combination: the sixteen operators from Tab. I, nine of which – all dipoles, one tensor and two scalars – count double.

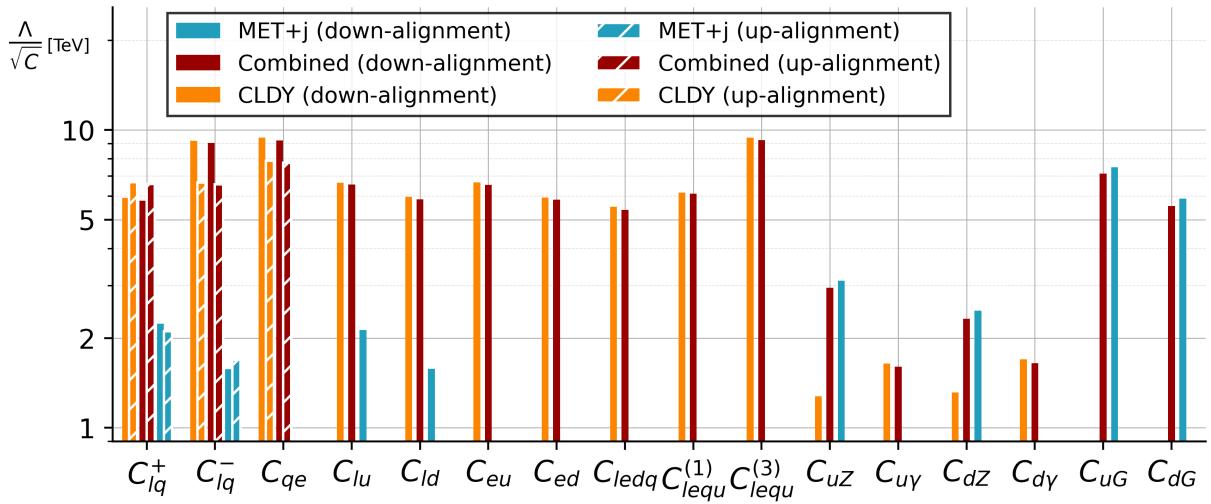


FIG. 4: 95% limits on Λ/\sqrt{C} in the lepton-flavor universal scenario for the quark indices $i, j = 1, 2$ from the combined fit (red) and the individual fits of the CLDY (orange) and MET+j (blue) processes. Limits in down-alignment (up-alignment) are shown as solid (dashed) lines.

We see from Fig. 4 that the bounds on the four-fermion coefficients are dominated by CLDY data (orange), while the dipole coefficients, except for $C_{q\gamma}$, are stronger constrained by MET+jet (blue). This can be understood by the different kinematic regimes probed by the two processes. CLDY primarily probes the invariant mass spectrum ($m_{\ell\ell}$) of the dilepton pair, focusing on the high-energy tails that extend well beyond the Z -boson mass, M_Z . In this region, the SMEFT contributions of four-fermion operators are significantly enhanced

³ The differences arising from rotations of the dipole coefficients and C_{ledq} fall within the uncertainties of this analysis. For $C_{lequ}^{(1)}$ and $C_{lequ}^{(3)}$, rotations result in differences of a few percent between the up- and down-alignment for the $i, j = 1, 2$ fit, owing to significant uu contributions. For the $i, j = 1, 3$ and $i, j = 2, 3$ cases, the differences remain below the uncertainty threshold.

by \hat{s} . In contrast, MET+j is measured differentially in E_T^{miss} which is dominated by the transverse momentum (P_T) distribution of the Z boson. As the E_T^{miss} spectrum effectively integrates over the invariant mass of the dineutrino pair, most events are clustered around $m_{\nu\bar{\nu}} \sim M_Z$, due to the resonance of the on-shell Z bosons and the inverse correlation to the P_T . This on-shell enhancement increases the MET+j cross-section for the electroweak dipole operators, leading to stronger bounds compared to CLDY, where this enhancement is not present.

The bounds on the gluon dipole from MET+j are further strengthened by the fact that it predominately arises from gluon fusion. As illustrated in Fig. 2, there is only one quark in the initial state, so that there is not necessarily a suppression due to the PDFs of the second and third generation quarks. In CLDY, in contrast, both quarks need to be present in the initial state so that the PDF suppression is more pronounced.

For the coefficients with two left-handed quark fields, C_{lq}^\pm, C_{qe} there are visible differences between the limits in the up- and down-alignment. As expected from (2.6), (2.7), the bounds on the C_{lq}^+ coefficient are stronger in the up-alignment, since more contributions to the CLDY process arise due to flavor mixing. By the analogous argument, the bounds on C_{lq}^- and C_{qe} are stronger in the down-alignment.

We highlight the synergies between CLDY and MET+j for the electroweak dipole operators. The 95% credible contours in the $C_{uW}-C_{uB}$ plane (left panel) and $C_{dW}-C_{dB}$ plane (right panel) are shown in Fig. 5 for the $i, j = 1, 2$ quark combinations. The combined analysis

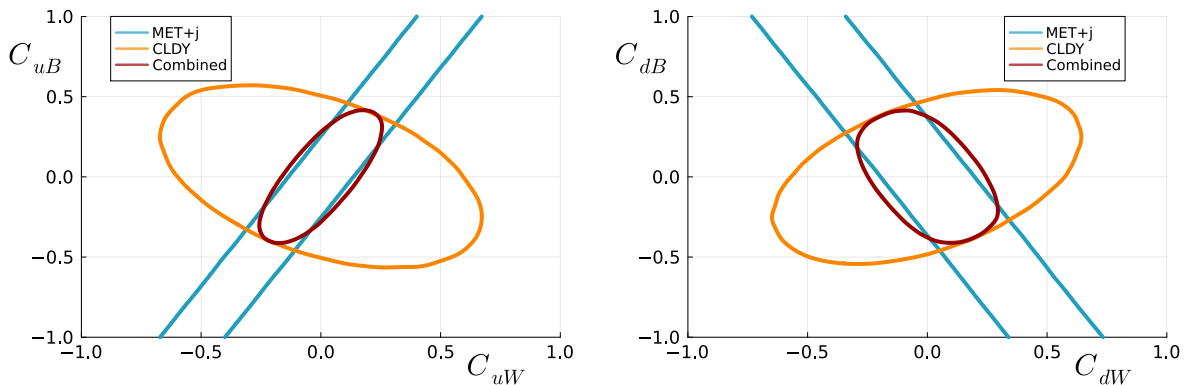


FIG. 5: 95% credible contours for the dipole coefficients for the $i, j = 1, 2$ quark combination in the $C_{uB} - C_{uW}$ plane (left) and the $C_{dB} - C_{dW}$ plane (right). The fits are performed in the lepton-flavor universal scenario for $\Lambda = 1$ TeV.

(red) significantly reduces the allowed parameter space, demonstrating complementarity between the CLDY (orange) and MET+j (blue) processes. For both up- and down-quark sectors, the addition of MET+j data shrinks the uncertainty regions, particularly along the C_{qZ} direction.

Fig. 4 suggests rather counterintuitively that the reach of the combined fit is slightly worse than the one from the individual fits. This is likely an artefact of the Bayesian fitting, where the combined fit can be more conservative than the individual fits due to marginalization effects.

2. Operators involving b -quarks

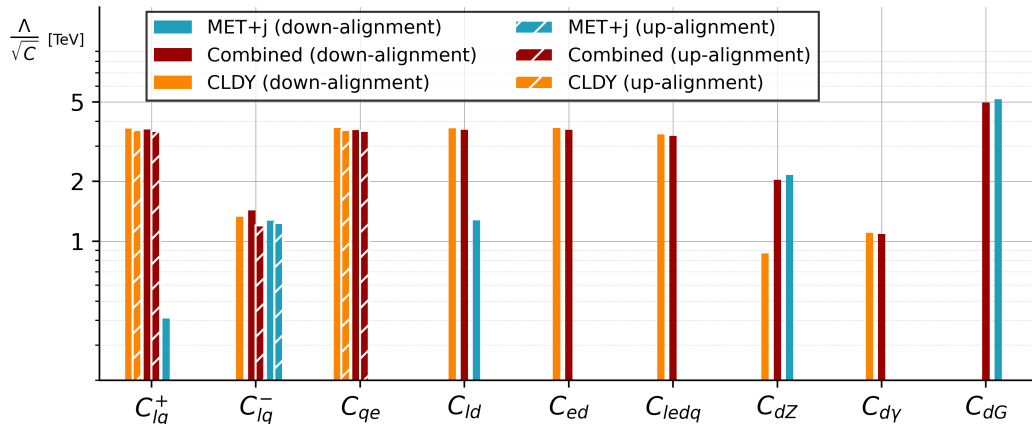


FIG. 6: 95% limits on Λ/\sqrt{C} in the lepton-flavor universal scenario for $i, j = 1, 3$, see Fig. 4.

Since the top-quark as the $SU(2)_L$ -partner of the b -quark is not accessible due to the PDF suppression, the fits involving the third generation differ from the $i, j = 1, 2$ one. Firstly, as they are not probed, we do not include operators with right-handed up-type quarks in the fits of the 13 and 23 quark combinations, reducing the number of free parameters to 13. Secondly, since the $i, j = 1, 3$ and $i, j = 2, 3$ quark combinations only induce down-type quark contributions in DY, there are no bounds on C_{lq}^- from CLDY and no bounds on C_{lq}^+ from MET+j in the up-alignment, see (2.6). In the down-alignment, see (2.7), on the other hand, the rotations induce other flavor combinations. Specifically, C_{lq}^+ induces up-type quark contributions to MET+j whereas C_{lq}^- induces up-type quark contributions to CLDY. Considering PDF and CKM hierarchies the dominant effect in $i, j = 1, 3$ stems from initial

uu and uc contributions, which are of a similar magnitude. The uc initial state contributes at order λ^2 in the Wolfenstein parameter $\lambda \simeq 0.2$, while the uu initial state is of order λ^3 . The latter is compensated because the u quark PDF is enhanced compared to c quark initial states and, as a flavor-diagonal term, further features interference terms with the SM. For $i, j = 2, 3$, the leading effect is from initial uc as well as cc , contributing at order λ^3 and λ^2 , respectively. The cc initial state is PDF suppressed compared to the uc initial state, but the CKM suppression is weaker and it interferes with the SM.

We go on and present results for $i, j = 1, 3$. The fit results for $i, j = 2, 3$ are given in the appendix VIII C in Figs. 14,15. They are qualitatively similar to the $i, j = 1, 3$ case, and differ mainly due to the different PDFs and CKM elements. For the $i, j = 1, 3$ quark indices, the results for LU lepton flavor are shown in Fig. 6. Besides the improved constraints in the dipole sector from the joint analysis already discussed for $i, j = 1, 2$, we find that flat directions in four-fermion couplings that arise in the individual fits, can be resolved. To illustrate this we show in Fig. 7 the 95% credible contours of $C_{lq}^{(1)}$ and $C_{lq}^{(3)}$ for the $i, j = 1, 3$ (right panel) and for comparison for the $i, j = 1, 2$ (left panel) quark combination in the down-alignment (solid lines) and up-alignment (dashed lines). Not shown for $i, j = 1, 2$ is the combined fit, as it essentially overlaps with the bounds from CLDY (orange), which dominates the fit. While for $i, j = 1, 2$ both $C_{lq}^{(1)}$ and $C_{lq}^{(3)}$ coefficients can be constrained by

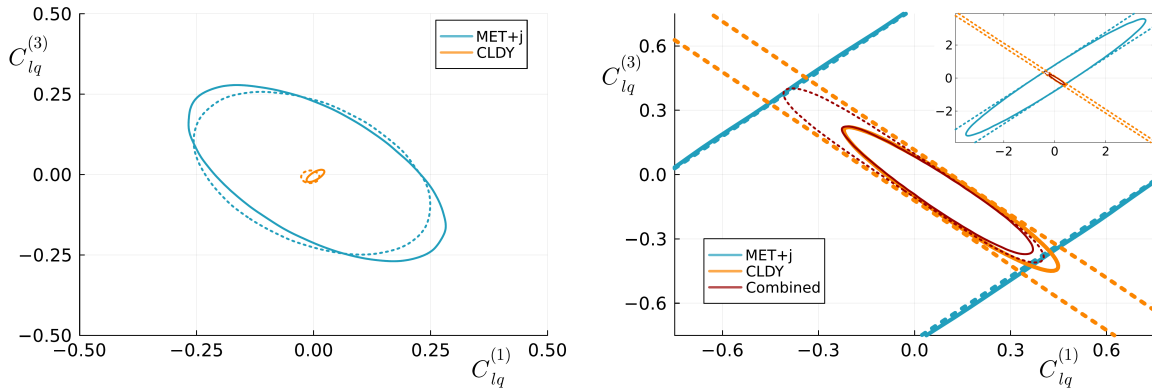


FIG. 7: 95% credible contours for the $C_{lq}^{(1)}$ and $C_{lq}^{(3)}$ coefficients for the $i, j = 1, 2$ (left) and $i, j = 1, 3$ (right) quark combinations. The fits are performed in the lepton-flavor universal scenario for $\Lambda = 1$ TeV. Limits in down-alignment (up-alignment) are shown as solid (dashed) lines.

the individual processes, there are flat directions in $C_{lq}^{(1)}$ and $C_{lq}^{(3)}$ for operators with b -quarks in the up-alignment. The combined fit (red) is able to resolve these.

The 95% credible contours of C_{dW} and C_{dB} for the $i, j = 1, 3$ and $i, j = 2, 3$ quark indices are shown in Fig. 16 in the appendix VIII C. The operators O_{uW} , O_{uB} and O_{uG} are not constrained, as the top-quark is not accessible in leading order Drell-Yan.

3. Lepton-flavor universality vs. lepton-flavor violation

We also consider a LFV scenario, where the lepton-flavor off-diagonal elements are assumed to be equal, cf. Sec. II 3. We compare the bounds on these LFV couplings to the LU ones in Fig. 8. Shown are the 95% credible limits on Λ/\sqrt{C} for the $i, j = 1, 2$ quark combination in the down-alignment for the combined and the individual fits. The results for the other quark indices are given in the appendix VIII C. Since the dipole operators do not generate

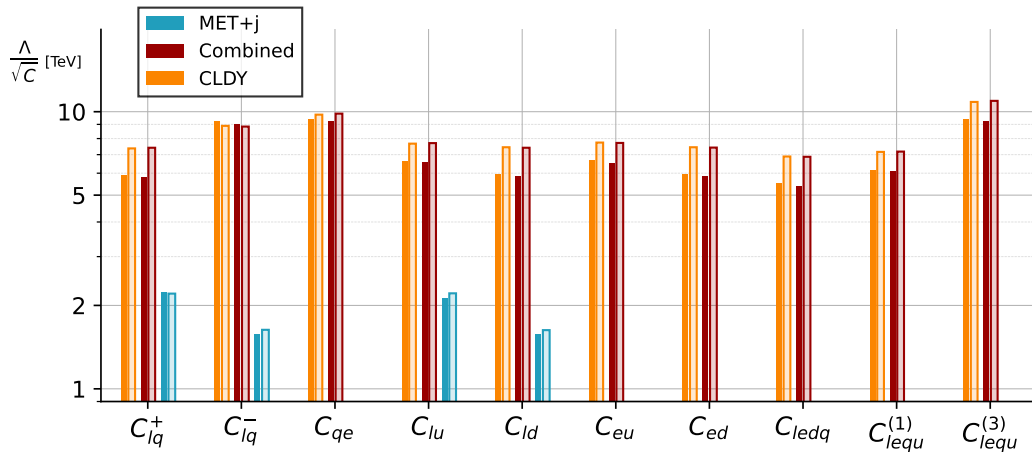


FIG. 8: 95% limits on Λ/\sqrt{C} in the lepton-flavor universal (solid) and lepton-flavor violating scenario (shaded) for the quark indices $i, j = 1, 2$ from the combined fit (red) and the individual fits of the CLDY (orange) and MET+j (blue) in down-alignment.

LFV contributions, they are not included in this fit. We see that the bounds on the LFV coefficients (shaded) are slightly stronger than the LU ones (solid), which can be understood by the smaller background in experimental analyses of LFV. The bounds are, however, at a similar order of magnitude.

4. Lepton-flavor specific fits

We also perform lepton-flavor specific fits, where each coefficient $C_{\alpha\beta ij}$ is constrained individually. We show the 95% credible limits on Λ/\sqrt{C} for the $i, j = 1, 2$ quark combination in Fig. 9 in down-alignment. The results for the other quark indices are shown in Figs. 19,20.

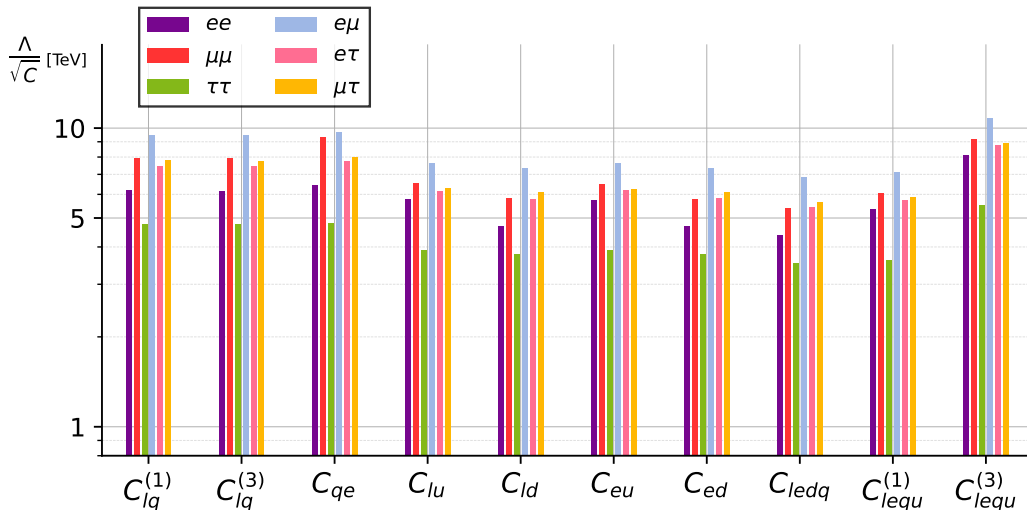


FIG. 9: 95% limits on Λ/\sqrt{C} for the lepton-flavor specific couplings. We show the results of the combined fit for the quark indices $i, j = 1, 2$ in the down-alignment.

We see that the strongest bounds arise for the $e\mu$ coefficients, since this channel provides an experimentally easily accessible signature and exhibits only a small SM background. The bounds on the $e\tau$ and $\mu\tau$ coefficients are weaker, as the τ lepton is more challenging to reconstruct. The best flavor diagonal bounds are on $\mu\mu$ coefficients, as the muon can be reconstructed well at colliders and the experimental analysis includes bins up to very high energy scales, where the SMEFT contributions profit strongly from the energy enhancement. The bounds on the ee coefficients are weaker, as the electron provides a more challenging experimental signature. The $\tau\tau$ coefficients are the least constrained, since the τ lepton is very challenging to reconstruct due to its rapid decay. The $\tau\tau$ channel moreover features a large SM background, which further decreases the sensitivity.

5. Synopsis of DY fits

The strongest bounds exist on the four-fermion tensor operator $O_{lequ}^{(3)}$, due to the energy enhancement and as it contributes with a large prefactor to the effective coefficients in Eq. (2.16). In the LU scenario for the quark indices $i, j = 1, 2$, the sensitivity of this operator on the new physics scale Λ is ~ 10 TeV for a $C \sim 1$ contribution. The bounds on the dipole operators are weaker, but the gluon dipole can still be constrained to $\Lambda \sim 8$ TeV due to the full energy enhancement in the MET+j process. The bounds on the $C_{lq}^{(1/3)}$ and C_{qe} are also strong, with $\Lambda \sim 9$ TeV in the LU scenario in the down-alignment, because both, the uc and ds process are induced simultaneously. For these operators, we observe a noticeable difference between the up- and down alignment bases. The limits on the electroweak dipole operators are the weakest, between $\sim 1 - 3$ TeV. This is comparable to the limits for light quarks obtained in a related analysis of $pp \rightarrow Z + j$ [36]. We like to stress that this process is also sensitive to gluon dipoles, which unlike the electroweak ones, enter in a fully energy-enhanced manner, as shown in App. VIII B.

In the $i, j = 1, 3$ or $i, j = 2, 3$ quark combinations, there are flat directions in the $C_{lq}^{(1/3)}$ in the up-alignment that are resolved by combining CLDY and MET+j. Here, the bounds on C_{dG} are the stronger than the four-fermion operators due to the different PDF suppressions. The LFV contributions are slightly more constrained than the lepton-flavor conserving LU contributions, because the experimental analysis feature less background and are thus more sensitive to the SMEFT coefficients. The lepton-flavor specific fits provide the strongest bounds on the $e\mu$ coefficients, while the $\tau\tau$ coefficients are the least constrained.

V. THE BENEFITS OF RARE DECAYS

We combine the constraints on dipole operators obtained from the CLDY and MET+j processes with those from flavor observables. We begin reviewing the current constraints on the dipole operators from flavor observables. Flavor observables are usually analyzed in the weak effective theory (WET). The WET dipole operators are defined as

$$\begin{aligned} O_{ij}^{(7)} &= \frac{e}{16\pi^2} m_i \left(\bar{q}_{L(R)}^i \sigma^{\mu\nu} q_{R(L)}^j \right) F_{\mu\nu}, \\ O_{ij}^{(8)} &= \frac{g_s}{16\pi^2} m_i \left(\bar{q}_{L(R)}^i \sigma^{\mu\nu} T^A q_{R(L)}^j \right) G_{\mu\nu}^A, \end{aligned} \tag{5.1}$$

with the electric charge e , the strong coupling constant g_s and quark masses m_i . The corresponding Lagrangian reads

$$\mathcal{L}_{\text{WET}} = \frac{4G_F}{\sqrt{2}} \sum_{O^{ij}} \lambda_{\text{CKM}}^{ij} C^{ij} O^{ij}, \quad (5.2)$$

with the CKM factor $\lambda_{\text{CKM}}^{ij} = V_{ti}V_{tj}^*$ for the down-type quarks and $\lambda_{\text{CKM}}^{ij} = 1$ for cu operators. Due to significant hadronic uncertainties, precise, systematic limits on gluon dipole couplings for the first and second generation quarks are not available. We get an estimate for the upper limit by demanding that the contribution from the BSM couplings $C_8^{(\prime)}$ to hadronic decays does not exceed the SM contribution as follows: The dipole operators induce a contribution to, say, $D \rightarrow K^+K^-$, $D \rightarrow K^{*+}K^-$, or $K \rightarrow \pi\pi$, $K \rightarrow \pi\pi\pi$, at tree-level, with color-suppression. The reason for considering not just two pseudoscalars in the final state is that their decay amplitude probes $C_8 - C_8'$, and we want to avoid large cancellations. The hadronic decays are induced in the SM at tree-level by the weak interaction, color-favored, but singly Cabibbo-suppressed. We require the ratio of the dipole to SM amplitude,

$$r \sim C_8^{(\prime)} \frac{\alpha_s}{4\pi} \frac{\lambda_{\text{CKM}}^{ij}}{N_c \lambda} \lesssim 1 \quad (5.3)$$

to be less than one. Here, $N_c = 3$ is the number of colors. The corresponding limit is of order $\mathcal{O}(10)$ for cu transitions and $\mathcal{O}(10^4)$ for ds transition, where the difference stems from the CKM factors. We are aware that this procedure is naive and subject to large hadronic uncertainties. In absence of other information it turns out to be useful to have an order of magnitude limit. For the coefficient $C_7^{(\prime)}$, an upper bound can be estimated by requiring that the new physics contribution to the decays $K_{S,L} \rightarrow \gamma\gamma$ amounts to less than 10% of the SM amplitude, $|C_7^{(\prime)}| \lesssim 500$ [37]. Limits on the new physics contributions from FCNC decays are summarized in Tab. III. The coefficients are given at the scale $\mu = m_c$ for uc , $\mu = m_b$ for db and sb and at 1 GeV for ds .

To connect the bounds from flavor and DY observables, we match the SMEFT onto the WET at the scale $\mu = m_Z$ at tree-level

$$\begin{aligned} C_7^{(\prime)} &= \frac{8\pi^2 v^3}{\sqrt{2\pi\alpha_{em}} m_i \Lambda^2 \lambda_{\text{CKM}}^{ij}} \left(\cos\theta_W C_{ij(ji)}^{dB} - \sin\theta_W C_{ij(ji)}^{dW} \right), \\ C_8^{(\prime)} &= \frac{8\pi^2 v^3}{\sqrt{2\pi\alpha_s} m_i \Lambda^2 \lambda_{\text{CKM}}^{ij}} C_{ij(ji)}^{uG}. \end{aligned} \quad (5.4)$$

For the Renormalization Group Equation (RGE) running, we employ the one-loop RGE for the SMEFT coefficients [42–44] as well as the WET coefficients [45]. The numerical

	C_7	C'_7	C_8	C'_8
uc	[-0.26, 0.18] [38]	[-0.18, 0.25] [38]	$\lesssim \mathcal{O}(10)$	$\lesssim \mathcal{O}(10)$
ds	$\lesssim 500$ [37]	$\lesssim 500$ [37]	$\lesssim \mathcal{O}(10^4)$	$\lesssim \mathcal{O}(10^4)$
db	[-0.07, 0.11] [39]	[-0.18, 0.16] [39]	[-0.88, 1.44] [39]	[-1.16, 1.13] [39]
sb	[-0.02, 0.01] [40]	[-0.01, 0.02] [40]	[-1.20, -0.40] [41]	[-1.60, 1.00] [41]

TABLE III: Limits on FCNC WET dipole coefficients from flavor data. Shown are 1σ confidence intervals from global analyses and order of magnitude upper limits from the requirement that new physics does not exceed the SM contribution, see text.

integration is performed using the Python package `Wilson` [46]. $C_7^{(\prime)}$ and $C_8^{(\prime)}$ mix under WET RGE, such that constraints on $C_7^{(\prime)}$ at a low scale constrain $C_7^{(\prime)}$ and $C_8^{(\prime)}$ at higher scales. Therefore, constraints on $C_7^{(\prime)}$ from flavor observables can be employed to constrain the SMEFT coefficients $C_{qW/B}^{ij}$ as well as C_{qG}^{ij} at the high scale Λ .

While the SMEFT dipole operators span a three dimensional parameter space, the flavor constraints only provide two linearly independent constraints. In Fig. 10, we illustrate the interplay between flavor and collider constraints on the dipole coefficients for a db transition by showing slices of the parameter space where we set one of the three dipole coefficients to zero, $C_{dW} = 0$ (left panel) and $C_{dG} = 0$ (right panel). While this demonstrates the principle how better bounds can be obtained using complementary information, the combined bounds from flavor and DY cannot be inferred from these slices and a full 3D analysis is required. Results of the latter are presented in Tab. IV. When bounds improve compared to the DY only fit, we indicate the improvement in brackets as the ratio $C_{\text{combined}}/C_{\text{DY}}$ in percent.

As can be seen, the combination of Drell Yan with rare decay constraints is beneficial. Bounds are improved in most cases by a factor of ~ 3 . For the uc transition, there is no improvement on C_{uG} because the flavor constraints, in particular the one on C_8 , are relatively weak ⁴.

⁴ For CP-violating couplings the limits in charm are stronger by 3-4 orders of magnitude.

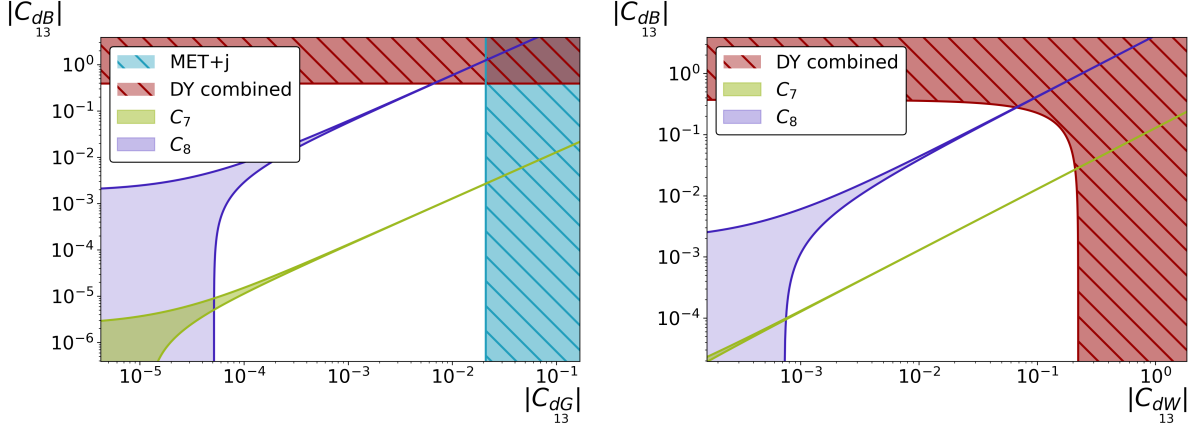


FIG. 10: Flavor and collider constraints on the dipole coefficients in the C_{dG} - C_{dB} plane (left) for fixed $C_{dW} = 0$, and in the C_{dW} - C_{dB} plane (right) with $C_{dG} = 0$ for $i, j = 1, 3$ quark FCNCs. The red (blue) regions are excluded by CLDY and MET+j data (MET+j data) at 68% CL, while the green and purple regions represent the 1σ regions allowed by constraints on C_7 and C_8 , respectively.

	uc	ds	db	sb
C_{qB}	[0.063, 0.063] (27%)	[-0.095, 0.095] (41%)	[-0.13, 0.13] (25%)	[-0.24, 0.24] (37%)
C_{qW}	[-0.039, 0.039] (30%)	[-0.058, 0.058] (39%)	[-0.080, 0.080] (28%)	[-0.15, 0.15] (38%)
C_{qG}	[-0.010, 0.010]	[-0.0054, 0.0054] (34%)	[-0.0078, 0.0078] (37%)	[-0.015, 0.015] (28%)

TABLE IV: 1σ intervals of the combined constraints on the SMEFT coefficients from DY and flavor data for $\Lambda = 1$ TeV. For the coefficients that improve compared to the DY only fit, we indicate the improvement in brackets as the ratio $C_{\text{combined}}/C_{\text{DY}}$ in percent.

VI. FUTURE COLLIDER SENSITIVITIES

We turn to the prospects of future hadron colliders. To estimate the reach we employ a simplified extrapolation of our bounds based on the approximate statistical significance. For this, we focus on a single inclusive bin, where we discuss in particular the effects of the choice of its lower edge m_{cut} on the sensitivity.

The specifications of the future collider setups considered in this analysis are summarized in Tab. V together with the current LHC data on Drell Yan [24, 27]. In particular, we investigate the prospects of the High-Luminosity LHC (HL-LHC) [13], the High-Energy

LHC (HE-LHC) [14], and the Future Circular Collider (FCC-hh) [15]. Similar studies have been performed recently on monophoton and displaced vertex signatures for the e^+e^- Future Circular Collider [47].

Collider	\sqrt{s} / TeV	\mathcal{L} / ab^{-1}
LHC	13	0.14
HL-LHC	14	3
HE-LHC	27	15
FCC-hh	100	20

TABLE V: Center-of-mass energy and integrated luminosity of the LHC and future hadron colliders considered in this analysis.

We focus on four-fermion operators and the gluon dipole operator given in Tab.I, along with the observables $m_{\mu\mu}$ and E_T^{miss} presented in Tab.II, since these provide the most significant constraints in our analysis. To estimate a future reach on the WCs, we limit our analysis to a single inclusive high invariant mass or high- p_T bin. This assumption is motivated by the fact that both types of operators are fully energy-enhanced, so that the constraints will be dominated by the high energy tails. The statistical significance Z is calculated following Ref. [48] as

$$Z = \sqrt{2 \left((N_{\text{sig}} + N_{\text{bgd}}) \log \left(1 + \frac{N_{\text{sig}}}{N_{\text{bgd}}} \right) - N_{\text{sig}} \right)} \approx \frac{N_{\text{sig}}}{\sqrt{N_{\text{bgd}}}}, \quad (6.1)$$

where N_{sig} and N_{bgd} denote the number of signal and background events, respectively. The approximation holds under the assumption that $N_{\text{sig}} \ll N_{\text{bgd}}$, which is reasonable since we assume that possible NP signals are small due to the suppression by the high scale Λ^{-4} .

The significance in general depends on the lower edge of the inclusive bin. We consider this as a free parameter, which we refer to as m_{cut} . To maximise the sensitivity, we investigate the dependence of the significance on this parameter and choose the value of m_{cut} that maximizes it. As an example, we discuss the operator C_{2212}^{lu} for the process $pp \rightarrow \mu^- \mu^+$ in the following. This observable is measured depending on invariant mass of the muon pair $m_{\mu\mu}$, so that m_{cut} corresponds to $m_{\mu\mu}^{\text{min}}$ for the bin in this case.

Neglecting acceptance and efficiency effects of the detector, the number of background events can be written as

$$\begin{aligned} N_{\text{bgd}} &= \mathcal{L} \sum_{i,j} \int_{\tau_{\text{cut}}}^1 \frac{d\tau}{\tau} L_{ij}(\tau, \mu_F^2) \hat{\sigma}_{ij}^{\text{SM}}(m_{\text{cut}}^2, \tau s) \\ &= \frac{\mathcal{L}}{s} A^{\text{SM}} \int_{\tau_{\text{cut}}}^1 \frac{d\tau}{\tau^2} L_{\text{SM}}(\tau, \mu_F^2), \end{aligned} \quad (6.2)$$

where $\tau_{\text{cut}} = m_{\text{cut}}^2/s$, \mathcal{L} denotes the integrated luminosity and $L_{ij}(\tau, \mu_F^2)$ are the parton luminosity functions defined in Eq. (A.11). To factor out its leading energy dependence, we parameterized the SM parton cross section, following Eq. (A.1) with $\hat{s} = \tau s$, as

$$\hat{\sigma}_{ij}^{\text{SM}} = A^{\text{SM}} \alpha_{ij} \frac{1}{\tau s}, \quad (6.3)$$

and defined

$$L_{\text{SM}}(\tau, \mu_F^2) = \sum_{i,j} \alpha_{ij} L_{ij}(\tau, \mu_F^2), \quad (6.4)$$

with $A^{\text{SM}} = \frac{4\pi\alpha^2}{9}$ and $\alpha_{ij} = \frac{\hat{\sigma}_{ij}^{\text{SM}} \tau s}{A^{\text{SM}}}$. Similarly, the number of signal events can be written as

$$N_{\text{sig}} = \mathcal{L} A^{\text{BSM}} s \frac{|C_{2212}^{lu}|^2}{\Lambda^4} \int_{\tau_{\text{cut}}}^1 d\tau L_{uc}(\tau, \mu_F^2), \quad (6.5)$$

with $A^{\text{BSM}} = \frac{2}{144\pi}$, with a factor 2 due to combinatorics of the initial states. The dependence in Eq. (6.5) on τ and s differs compared to the background events (6.2) due to the energy enhancement of the SMEFT operators, as can be seen in Eq. (A.3). Setting the factorization scale to $\mu_F^2 = \tau s$, the significance for a C_{uc} SMEFT coefficient can be written as

$$Z = \tilde{A} \sqrt{\mathcal{L}} |C_{2212}^{lu}|^2 \frac{s^{3/2}}{\Lambda^4} \frac{\int_{\tau_{\text{cut}}}^1 d\tau L_{uc}(\tau, \tau s)}{\sqrt{\int_{\tau_{\text{cut}}}^1 \frac{d\tau}{\tau^2} L_{\text{SM}}(\tau, \tau s)}}, \quad (6.6)$$

where \tilde{A} is an overall normalization factor. From Eq. (6.6), it is evident that the significance Z scales with the square root of the integrated luminosity \mathcal{L} and the energy to the power of 3/2. The significance will thus increase with increasing center-of-mass energy and integrated luminosity.

While the ratio $\frac{N_{\text{sig}}}{N_{\text{bgd}}}$ increases steadily with increasing values for m_{cut} , this is not the case for $\frac{N_{\text{sig}}}{\sqrt{N_{\text{bgd}}}}$. As N_{bgd} decreases, Z initially grows. However, the significance will eventually decrease again, as the background statistics become too small. This results in a peak in Z at an intermediate value of m_{cut} , which depends on the relative factor of the integrated

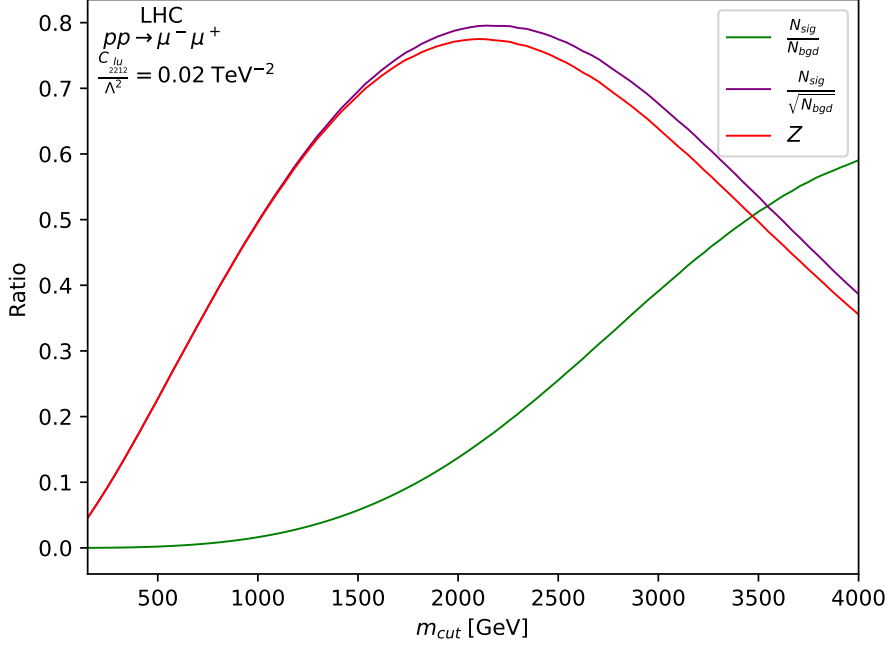


FIG. 11: The ratios $\frac{N_{\text{sig}}}{\sqrt{N_{\text{bgd}}}}$, $\frac{N_{\text{sig}}}{N_{\text{bgd}}}$ as well as the significance Z defined in (6.1) as a function of the inclusive cut m_{cut} . The ratio $\frac{N_{\text{sig}}}{N_{\text{bgd}}}$ (green) grows monotonously with the cutoff value m_{cut} , while the other two peak around a preferred intermediate value.

parton luminosity functions. To illustrate this, we show the different ratios for the operator O_{2212}^{lu} in Fig. 11 for a value of $C_{2212}^{lu}/\Lambda = 0.02 \text{ TeV}^{-2}$.

To determine the expected reach of future hadron colliders for a given m_{cut} , we calculate the significance Z using Eq. (6.6) for the respective collider setup. We vary the parameter C/Λ^2 until Z reaches 2σ , corresponding to a 95% confidence level bound. This calculation is performed using MADGRAPH5_AMC@NLO, which evaluates the full expression in Eq. (6.1) while applying the basic selection cuts employed in Refs. [24, 26] for the $m_{\mu\mu}$ and E_T^{miss} observables, respectively. Here, we use the MC-variant of the NNPDF4.0 PDF sets [30, 49] as it leads to more stable results compared to the baseline set.

For the $pp \rightarrow \mu^+ \mu^-$ process, we consider the operator O_{22ij}^{lu} ($i \neq j$) as our signal contribution, while for the E_T^{miss} observable of the MET+j process we consider O_{ij}^{uG} ($i \neq j$). For the latter, a similar significance to Eq. (6.6) can be defined, where the relation between the scaling variable and $E_T^{\text{miss, cut}}$ is however more involved and additional initial states with gluons contribute.

We further assume that the background events N_{bgd} of the MET+j analysis only arise from an intermediate Z -boson, whereas in the experimental analysis [26] additional backgrounds from e.g. vector boson fusion and W boson production are considered. Bearing in mind that we aim for a rough estimate of the reach of future colliders, this provides a sufficient approximation.

In Fig. 12, we present the estimated 95% C.L. sensitivity on the uc and sb coefficients to Λ as a function of the lower edge of the highest bin for the colliders listed in Tab. V. The results show that the statistical significance Z peaks at an intermediate cutoff value, which corresponds to an optimal binning choice for this basic single-bin approach. This value differs significantly for the different quark transitions. The corresponding plots for the ds and db transitions are shown in Fig. 21.

	C_{2212}^{lu}		C_{2212}^{ld}		C_{2213}^{ld}		C_{2223}^{ld}	
	Λ / TeV	$m_{\mu\mu}^{\text{cut}} / \text{TeV}$	Λ / TeV	$m_{\mu\mu}^{\text{cut}} / \text{TeV}$	Λ / TeV	$m_{\mu\mu}^{\text{cut}} / \text{TeV}$	Λ / TeV	$m_{\mu\mu}^{\text{cut}} / \text{TeV}$
LHC	5.5	2.1	5.7	2.0	4.1	1.6	2.5	1.5
HL-LHC	8.7	2.4	8.9	2.4	6.5	1.8	3.9	1.6
HE-LHC	17	4.3	18	4.6	13	3.4	7.8	3.0
FCC-hh	47	15	47	15	36	12	22	10
	C_{12}^{uG}		C_{12}^{dG}		C_{13}^{dG}		C_{23}^{dG}	
	Λ / TeV	$E_T^{\text{miss,cut}} / \text{TeV}$	Λ / TeV	$E_T^{\text{miss,cut}} / \text{TeV}$	Λ / TeV	$E_T^{\text{miss,cut}} / \text{TeV}$	Λ / TeV	$E_T^{\text{miss,cut}} / \text{TeV}$
LHC	4.8	1.1	4.0	0.90	3.9	0.89	2.6	0.81
HL-LHC	7.5	1.2	6.2	1.0	6.0	0.9	4.0	0.78
HE-LHC	15	2.3	12	1.8	12	1.7	8.0	1.6
FCC-hh	40	8.2	34	6.8	32	6.6	22	5.6

TABLE VI: Optimal cuts and the corresponding expected sensitivity on the NP scale Λ based on Eq. (6.1) for the coefficients $C_{22ij}^{lu/d}$ and C_{ij}^{qG} at present and future hadron colliders.

The optimal values for the cuts on the kinematic variables and the corresponding values for the sensitivity on Λ are summarized in Tab. VI. The results for the LHC are in good agreement with CLDY ones shown in Fig. 6, but they undershoot the MET+j results. This can be understood for the E_T^{miss} observable, due to the simplifications employed in this analysis. Hence, the results for the MET+j process in Tab. VI should be seen as a relative improvement upon the LHC results, rather than an absolute reach.

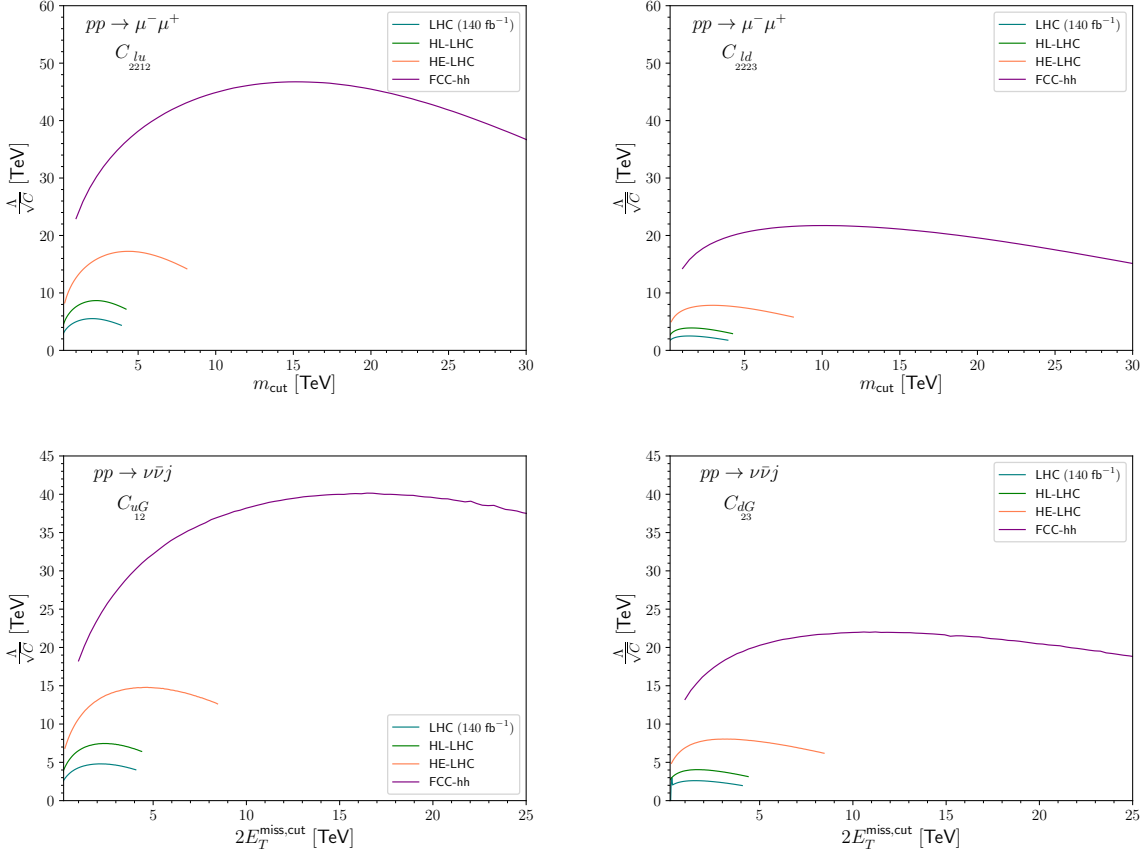


FIG. 12: The estimated reach on the NP scale Λ as a function of the kinematic cut of the inclusive bin for the $m_{\mu\mu}$ observable (upper row) and the E_T^{miss} observable (lower row) for a uc transition (left column) and a sb transition (right column). The considered signal processes are the $O_{lu/d}$ and the $O_{u/dG}$ for $i \neq j$ contributions, respectively.

In particular, the sensitivity of the FCC is about a factor of 8 larger than at the LHC, while the HL-LHC and HE-LHC are expected to improve the bounds by factors of roughly 1.5 and 3, respectively. Furthermore, we observe that bounds on the ds transitions are slightly better than the ones on the uc transitions. This can be traced back to the usage of the MC variant of NNPDF4.0 PDF sets in the computations. In this variant, the charm PDF is smaller compared to the baseline set, as it has already been observed in Ref. [49].

VII. CONCLUSIONS

We present a SMEFT-analysis of the total Drell-Yan process at the LHC, combining charged and neutral lepton production, $pp \rightarrow \ell^+ \ell^{(\prime)-}$ and $pp \rightarrow \nu \bar{\nu} j$. We show, as anticipated, that the combination strengthens the fit as it resolves flat directions, and allows to probe for a larger set of Wilson coefficients, cf. Figs. 4 and 5. Synergies are even stronger for fits with b -quarks, see Fig. 7, since their $SU(2)_L$ -partner, the top quark is not probed at leading order Drell-Yan.

The Drell-Yan data used in this analysis given in Table II probes new physics scales in excess of 10 TeV, for operators involving the first and second generation quarks. As parton luminosities for b -quarks are smaller, corresponding operators are constrained less accordingly, see Figs. 6 and 14. Limits for different lepton flavor assumptions are comparable, cf. Fig 8. Constraints from rare decays of kaons, charm and beauty are generically stronger for semileptonic four-fermion operators, with the notable exception of right-handed taus, as there is no phase-space for the first two generation quark FCNCs⁵ and they are not covered by an $SU(2)_L$ -link with dineutrino data. In addition, we find that flavor constraints are beneficial for the dipole operators, for which limits improve in the combination by up to a factor of three, see Table IV.

The presence of light degrees of freedom, such as sterile neutrinos, would affect the missing energy observables only. Hence, breakdown of correlations between charged and neutral Drell Yan indicates that new physics is not captured by SMEFT, but rather requires to take into account further degrees of freedom. We therefore encourage further MET data taking and to include both charged and neutral dilepton production in global analyses.

An estimation of the reach in new physics scales at future hadron colliders is shown in Table VI. Compared to existing LHC data, the reach improves at the HL-LHC by ~ 1.5 , the HE-LHC by ~ 3 and at the FCC-hh by ~ 8 . Our study shows also that the largest tail is not always the one with the best sensitivity, and the position of the highest bin needs to be optimized, see e.g. Figs. 11 and 12. One also observes the flavor dependence of the optimal bin. Ideally, the binning should be tuned to the flavor content of an operators, to maximize the reach.

⁵ The LFV decay $D^0 \rightarrow e \tau$ is the sole exception to this, but there is no data available [1].

We focused in this work on quark FCNC processes, however our study is generalizable to flavor diagonal transitions, with $i = j$. The main difference are the quark PDFs involved and the presence of interference terms with the SM for some four-fermion operators, see Sec. II 4. In this (flavor-diagonal) case also contributions from dimension-8 operators become potentially relevant. In addition, one could also perform a global fit assuming flavor textures for the quarks, which allows for correlations between the different generations. Corresponding extensions of our analysis are of interest but beyond the scope of this work.

As more data is harvested from the LHC during Run 3 and the high luminosity phase, making use of correlations between different and complementary data-sets, as well as combinations between collider and rare decay data is a rewarding avenue for testing the Standard Model deeper. We look forward to future data from flavor, high- p_T and beyond.

Acknowledgments

We thank Joachim Brod, Emmanuel Stamou, and Dominik Suelmann for useful discussions. LN is supported by the doctoral scholarship program of the *Studienstiftung des Deutschen Volkes*. This research was supported in part by grant NSF PHY-2309135 to the Kavli Institute for Theoretical Physics (KITP).

VIII. APPENDIX

A. Partonic cross sections

In this section, we outline the parametrization of the partonic cross section, based on Refs. [12],[9] for the DY process with dineutrinos and charged leptons, respectively.

The partonic cross sections $\hat{\sigma}(q\bar{q} \rightarrow \ell^+\ell^-)$ in Eq. (2.14) in the high energy limit $\hat{s} \gg M_z^2$

read

$$\hat{\sigma}_{\text{SM}}(q\bar{q} \rightarrow \ell\ell) = \frac{4\pi\alpha^2}{9\hat{s}} \left(Q_q^2 + \frac{(\epsilon_L^{q^2} + \epsilon_R^{q^2})(\epsilon_L^{\ell^2} + \epsilon_R^{\ell^2})}{4c_W^2 s_W^2} - \frac{Q_q(\epsilon_L^q + \epsilon_R^q)(\epsilon_L^\ell + \epsilon_R^\ell)}{2c_W^2 s_W^2} \right), \quad (\text{A.1})$$

$$\hat{\sigma}_{4F,\text{lin}}(q\bar{q} \rightarrow \ell\ell) = \frac{\alpha}{216c_W^2\Lambda^2}, \quad (\text{A.2})$$

$$\hat{\sigma}_{4F,\text{quad}}(q\bar{q} \rightarrow \ell\ell) = \frac{\hat{s}}{144\pi\Lambda^4}, \quad (\text{A.3})$$

$$\hat{\sigma}_{\text{EW}}(q\bar{q} \rightarrow \ell\ell) = \frac{1 - 4s_W^2 + 8s_W^4}{4c_W^2 s_W^2} \frac{v^2\alpha}{18\Lambda^4}, \quad (\text{A.4})$$

where $\alpha = e^2/4\pi$ is the electromagnetic fine structure constant, $v \sim 246$ GeV, Λ the NP scale and \hat{s} the partonic center of mass energy. The Z -couplings ϵ are given by

$$\epsilon_X^f = T_X^3 - s_W^2 Q_f, \quad (\text{A.5})$$

in the SM, for a fermion $f = q, \ell$ with charge Q_f , weak isospin T_X^3 and chirality $X = L/R$. Typically, experiments probe the q^2 -spectrum, which is related to \hat{s} by the equation $q^2 = \hat{s}$ at LO. For CLDY at LO, gluons do not contribute as initial states.

The differential cross-sections $\frac{d\hat{\sigma}(q_i g \rightarrow \nu\bar{\nu} q_j)}{dP_T}$ of the dineutrino process in Eq. (2.20) read

$$\frac{d\hat{\sigma}_{\text{SM}}(qg \rightarrow \nu\bar{\nu}q)}{dP_T} = \frac{\alpha_s \mathcal{B}(Z \rightarrow \nu\bar{\nu}) M_Z^2 (\epsilon_L^{q^2} + \epsilon_R^{q^2})}{6v^2} \frac{1}{\hat{s}^{3/2}} \frac{x^2 + 4}{x\sqrt{1-x^2}}, \quad (\text{A.6})$$

$$\frac{d\hat{\sigma}_{4F}(qg \rightarrow \nu\bar{\nu}q)}{dP_T} = \frac{5\alpha_s}{432\sqrt{2}\pi^2} \frac{1}{\Lambda^4} \sqrt{\hat{s}} (1-x)^{3/2}, \quad (\text{A.7})$$

$$\frac{d\hat{\sigma}_{\text{EW}}(qg \rightarrow \nu\bar{\nu}q)}{dP_T} = \frac{\alpha_s \mathcal{B}(Z \rightarrow \nu\bar{\nu}) v^2}{6} \frac{1}{\Lambda^4} \frac{x}{\sqrt{\hat{s}} \sqrt{1-x^2}}, \quad (\text{A.8})$$

$$\frac{d\hat{\sigma}_G(qg \rightarrow \nu\bar{\nu}q)}{dP_T} = \frac{\mathcal{B}(Z \rightarrow \nu\bar{\nu})}{96\pi} \frac{1}{\Lambda^4} \sqrt{\hat{s}} \frac{x}{\sqrt{1-x^2}}, \quad (\text{A.9})$$

where (A.6), (A.8) and (A.9) are given in the narrow width approximation (NWA), with $q^2 = M_Z^2$. They are expanded for $M_Z^2 \ll \hat{s}, 4P_T^2$, while Eq. (A.7) is expanded around $x \sim 1$. Furthermore, $x = 2p_T/\sqrt{\hat{s}}$, α_s is the strong coupling constant, M_Z the Z -boson mass and $\mathcal{B}(Z \rightarrow \nu\bar{\nu})$ the branching ratio of the Z -boson to invisible final states⁶. For the four-fermion interference term and the non-expanded version of the formulas, see Ref. [12]. The variable

⁶ The definitions of ϵ_X^f are related by a factor of $-2M_Z/v$ to the definitions used in Ref. [12].

p_T denotes the transverse momentum of the dineutrino pair which corresponds to E_T^{miss} at LO, while $q^2 \neq \hat{s}$ is the corresponding invariant mass.

The total cross section receives additional contributions from $q\bar{q}$ -channels, which are related to the $q\bar{q}$ channels by crossing symmetry. More details can be found in Ref. [12].

The full energy enhancement of $d\hat{\sigma}_G$ breaks the naive energy scaling, which can be traced back to the longitudinal modes of the Z -boson. This is further explained in App. VIII B.

In the experiment, the MET+j process is measured differentially as an E_T^{miss} -spectrum, where E_T^{miss} is the a sum of the transverse momenta off all visible final states, including the leading jet p_T as well as additional softer jets. The total hadronic cross section can then be written as

$$d\sigma = \sum_{i,j} \int \frac{d\tau}{\tau} d\hat{\sigma}_{ij}(\tau s, \dots) L_{ij}(\tau, \mu_F^2), \quad (\text{A.10})$$

where $i, j = u, d, s, c, b, g$ and the parton luminosity functions are defined as

$$L_{ij}(\tau, \mu_F^2) = \tau \int_{\tau}^1 \frac{dx}{x} [f_i(x, \mu_F^2) f_j(\tau/x, \mu_F^2) + f_j(x, \mu_F^2) f_i(\tau/x, \mu_F^2)], \quad (\text{A.11})$$

with the proton PDFs $f_i(x, \mu_F^2)$ and the factorization scale μ_F .

B. Energy enhancement of the gluon dipole operators

To examine the energy enhancement of the gluon dipole operators we work in the NWA and only consider on-shell Z -bosons. The energy enhancement of C_{uG} and C_{dG} observed in [12] for MET+j can be understood by considering the longitudinal modes of the Z -boson. The fraction of this polarization grows with increasing momentum and dominates in the high energy regime.

This can be explicitly shown by using the Goldstone equivalence theorem [50, 51], which states that amplitudes for longitudinal polarized vector bosons are equivalent to their respective Goldstone modes π in the high energy limit.

As an example, we consider the process $u_i^L g \rightarrow u_j^R Z$, where R, L denotes the chirality of the quark, with the operator O_{uG} . The Goldstone equivalence theorem for this process is schematically illustrated in Fig. 13.

Expanding the Higgs doublet around the vacuum expectation value v as

$$\varphi = \begin{pmatrix} \pi^+ \\ \frac{v+h+i\pi^0}{\sqrt{2}} \end{pmatrix}, \quad (\text{B.1})$$

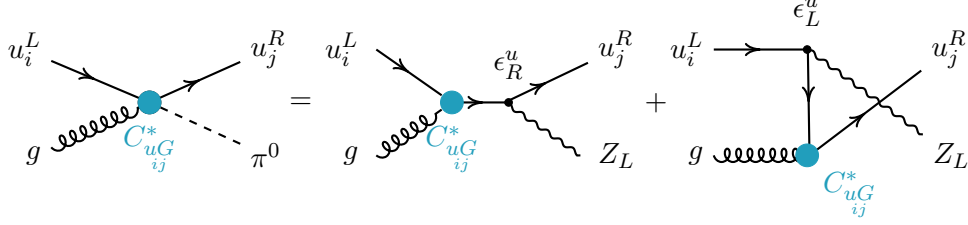


FIG. 13: Goldstone equivalence theorem for $u_i^L g \rightarrow u_j^R Z_L$, where R, L denotes the chirality of the quarks and Z_L denotes the longitudinal mode of the Z -boson. On the left hand side we show the contribution to $u_i^L g \rightarrow u_j^R \pi^0$, where π^0 is the neutral Goldstone boson. On the right hand side, the diagrams contributing to $u_i^L g \rightarrow u_j^R Z_L$ are shown, where the ϵ_X^u are the Z -boson SM couplings defined in Eq. (A.5). Additional diagrams contribute on the left hand side, which are however suppressed by the Yukawa couplings and thus neglected here.

allows us to expand the operator O_{uG} as

$$O_{uG} = (\bar{u}_i \sigma^{\mu\nu} T^A P_R u_j) \frac{(v + h - i\pi^0)}{\sqrt{2}} G_{\mu\nu}^A - (\bar{d}_i \sigma^{\mu\nu} T^A P_R u_j) \pi^- G_{\mu\nu}^A, \quad (\text{B.2})$$

where $P_{R,L} = (1 \pm \gamma^5) / 2$ are the right- and left-handed projection operators, respectively, and π^0 (π^\pm) denote the neutral (charged) $SU(2)$ Goldstone bosons. Employing naive dimensional analysis, one would expect that the term proportional to v contributing to the $gq\bar{q}$ -Vertex is not fully energy enhanced.

However, an alternative approach to this calculation is given by the Goldstone equivalence theorem, i.e. the left hand side of Fig. 13. There, the contact term generated for $u_i^L g \rightarrow u_j^R \pi^0$ in Eq. (B.2) is fully energy enhanced in naive dimensional analysis and it involves no factors of v . The Z -boson couplings ϵ_X^u are inherently absent in this calculation, but the universal combination $(\epsilon_L^u - \epsilon_R^u)^2$ appears implicitly as a factor in the calculation. The full calculation for $u_i^L g \rightarrow u_j^R Z_L$ is more involved, as the diagrams on the right hand side of Fig. 13 involve the SM Z -boson vertex ϵ_X^u , see Eq. (A.5), and a s - and a t -channel. As can be seen in the right hand side of Fig. 13 the insertion of \mathcal{O}_{uG} leads to a chirality flip, which means the different channels are proportional to either ϵ_L^u or ϵ_R^u . In the high energy limit, the longitudinal polarization vectors are given by $\epsilon^\mu(q^\mu) = \frac{q^\mu}{M_Z}$, where q^μ is the Z -boson four momentum. Inserting this leads to cancellations and a contact term proportional to $(\epsilon_L^u - \epsilon_R^u)^2 \propto (T^3)^2$ survives. The full calculation is given in Ref. [12], where in Eq. (B64) this term also appears and furthermore scales with \hat{s} . An analogous discussion holds for processes induced by C_{ji}^{uG}

and down-type quark processes induced by C_{dG}_{ij}, C_{dG}_{ji} . Similarly for O_{uB} and O_{uW} this reads

$$O_{uB}_{ij} = (\bar{u}_i \sigma^{\mu\nu} P_R u_j) \frac{(v + h - i\pi^0)}{\sqrt{2}} B_{\mu\nu} - (\bar{d}_i \sigma^{\mu\nu} P_R u_j) \pi^- B_{\mu\nu}, \quad (\text{B.3})$$

$$O_{uW}_{ij} = (\bar{u}_i \sigma^{\mu\nu} P_R \tau^I u_j) \frac{(v + h - i\pi^0)}{\sqrt{2}} W_{\mu\nu}^I - (\bar{d}_i \sigma^{\mu\nu} P_R u_j) \pi^- W_{\mu\nu}^I. \quad (\text{B.4})$$

Both would contribute fully energy enhanced to $pp \rightarrow Z\pi^0$, which is connected through the Goldstone equivalence theorem to $pp \rightarrow ZZ_L$. However, we only consider $pp \rightarrow Zg$ ($Z \rightarrow \nu\bar{\nu}$), which does not benefit from this and therefore the EW dipoles scale proportional to v in our analysis.

C. Auxiliary limits and plots

In this appendix we provide auxiliary information on the fits and the study of future reaches.

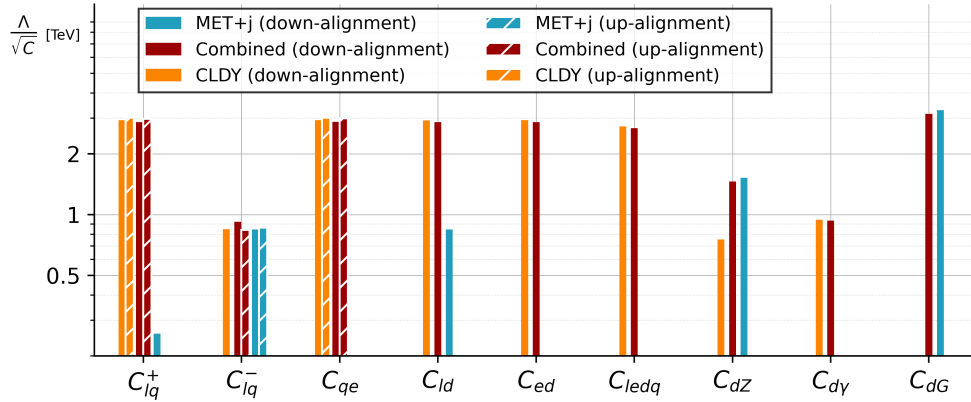


FIG. 14: 95% limits on Λ/\sqrt{C} in the lepton-flavor universal scenario for $i, j = 2, 3$, see Fig. 4.

	$i, j = 1, 2$	$i, j = 1, 3$	$i, j = 2, 3$
C_{ij}^{uB}	[-0.34, 0.34]		
C_{ij}^{uW}	[-0.21, 0.21]		
C_{ij}^{uG}	[-0.020, 0.020]		
C_{ij}^{dB}	[-0.34, 0.34]	[-0.76, 0.76]	[-1.0, 1.0]
C_{ij}^{dW}	[-0.24, 0.24]	[-0.46, 0.46]	[-0.68, 0.68]
C_{ij}^{dG}	[-0.032, 0.032]	[-0.041, 0.041]	[-0.10, 0.10]
$C_{ij}^{lq(1)} \text{ (up)}$	[-0.023, 0.0095]	[-0.35, 0.35]	[-0.72, 0.70]
$C_{ij}^{lq(1)} \text{ (down)}$	[-0.012, 0.020]	[-0.17, 0.33]	[-0.38, 0.80]
$C_{ij}^{lq(3)} \text{ (up)}$	[-0.023, 0.0094]	[-0.35, 0.35]	[-0.72, 0.70]
$C_{ij}^{lq(3)} \text{ (down)}$	[-0.02, 0.012]	[-0.33, 0.16]	[-0.80, 0.38]
$C_{ij}^{qe} \text{ (up)}$	[-0.015, 0.018]	[-0.078, 0.078]	[-0.11, 0.12]
$C_{ij}^{qe} \text{ (down)}$	[-0.011, 0.013]	[-0.076, 0.076]	[-0.12, 0.12]
C_{ij}^{lu}	[-0.023, 0.023]		
C_{ij}^{ld}	[-0.029, 0.029]	[-0.076, 0.076]	[-0.12, 0.12]
C_{ij}^{eu}	[-0.023, 0.023]		
C_{ij}^{ed}	[-0.029, 0.029]	[-0.076, 0.076]	[-0.12, 0.12]
C_{ij}^{ledq}	[-0.034, 0.034]	[-0.089, 0.088]	[-0.14, 0.14]
$C_{ij}^{lequ(1)}$	[-0.027, 0.027]		
$C_{ij}^{lequ(3)}$	[-0.012, 0.012]		

TABLE VII: 95% credible intervals for the SMEFT coefficients in the lepton-flavor universal scenario assuming $\Lambda = 1$ TeV. For coefficients with quark-doublet currents $C_{lq}^{(1)}, C_{lq}^{(3)}, C_{qe}$ ranges depend on the gauge-mass-alignment which is specified in parentheses.

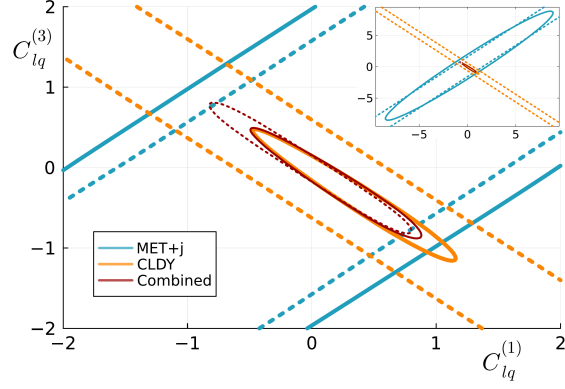


FIG. 15: 95% credible contours for the $C_{lq}^{(1)}$ and $C_{lq}^{(3)}$ coefficients for the $i, j = 2, 3$ quark indices. The fits are performed in the LU scenario assuming $\Lambda = 1$ TeV. The results in the down (up) alignment are shown as solid (dashed) lines, see Fig. 7.

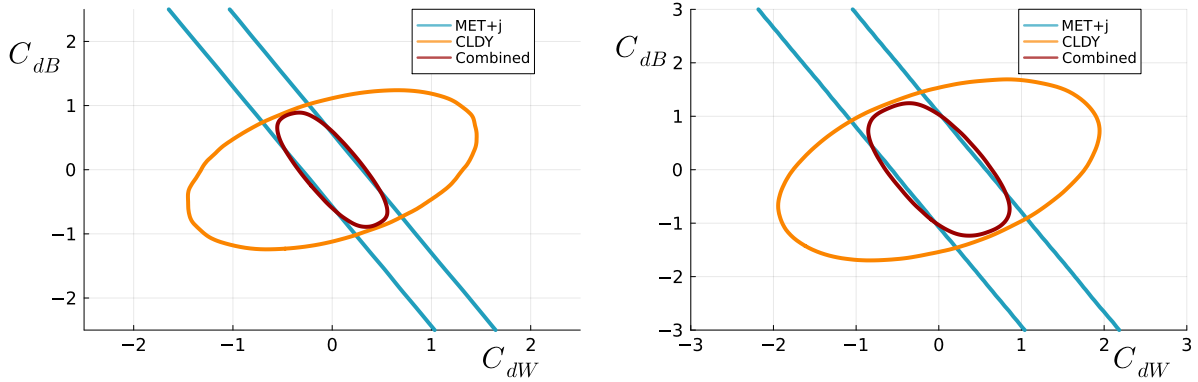


FIG. 16: 95% credible contours for the dipole coefficients C_{dW} and C_{dB} for the quark indices $i, j = 1, 3$ (left) and for $i, j = 2, 3$ (right) for $\Lambda = 1$ TeV, see Fig. 5.

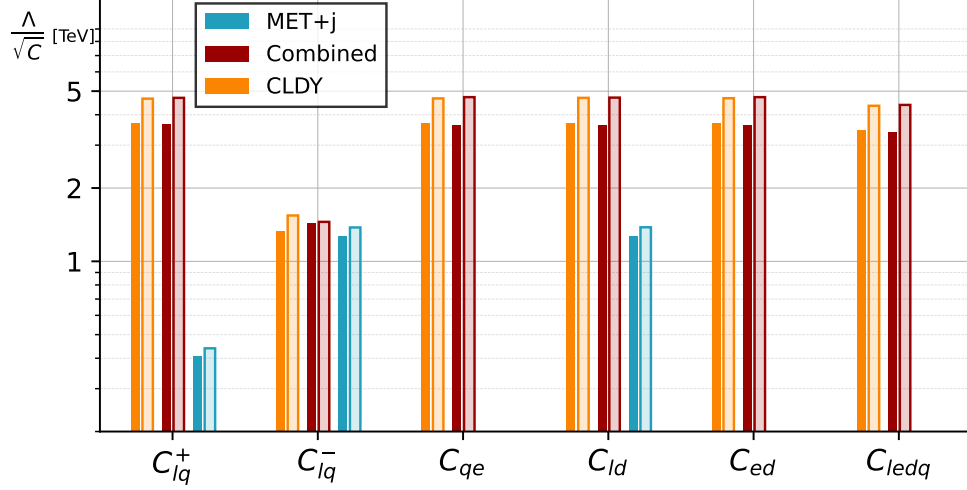


FIG. 17: 95% limits on Λ/\sqrt{C} in the lepton-flavor universal (solid) and lepton-flavor violating scenario (shaded) for the quark indices $i, j = 1, 3$ from the combined fit (red) and the individual fits of the CLDY (orange) and MET+j (blue) in down-alignment, see Fig. 8.

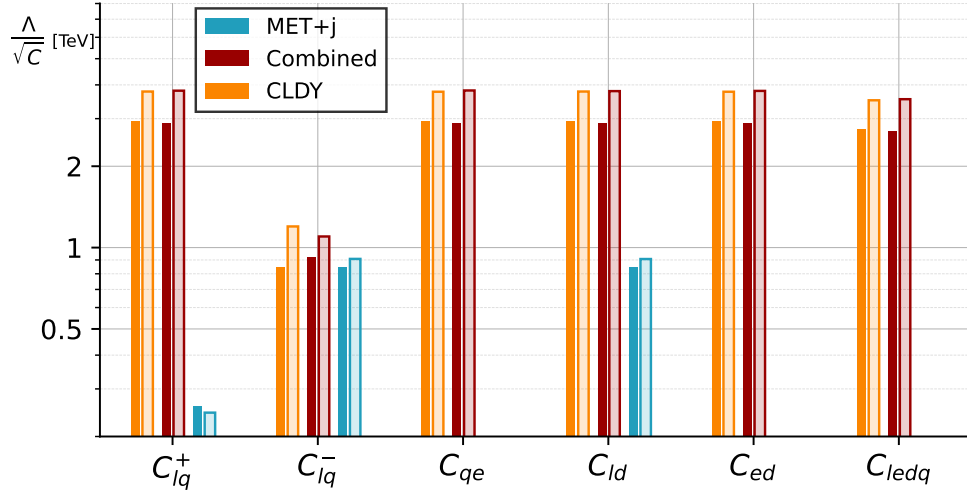


FIG. 18: 95% limits on Λ/\sqrt{C} in the lepton-flavor universal (solid) and lepton-flavor violating scenario (shaded) for the quark indices $i, j = 2, 3$ from the combined fit (red) and the individual fits of the CLDY (orange) and MET+j (blue) in down-alignment, see Fig. 8.

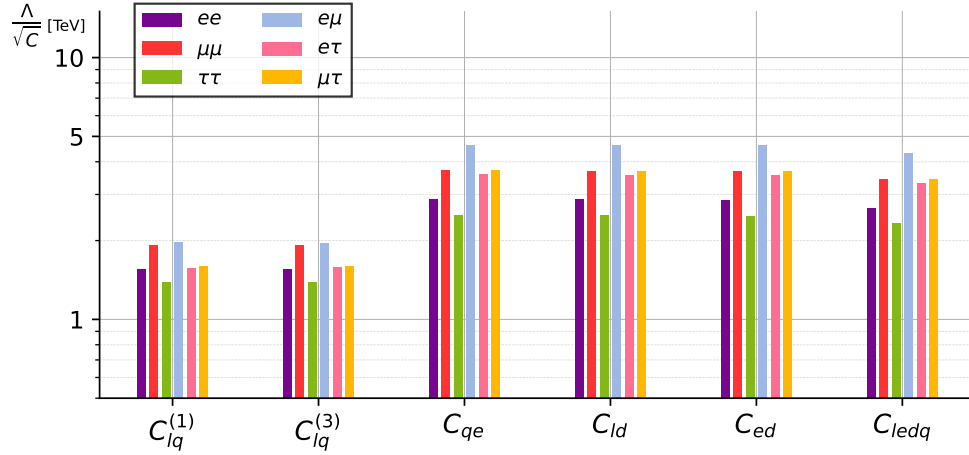


FIG. 19: 95% limits on Λ/\sqrt{C} for the lepton-flavor specific couplings. We show the results of the combined fit for the quark indices $i, j = 1, 3$ in the down-alignment, see Fig. 9.

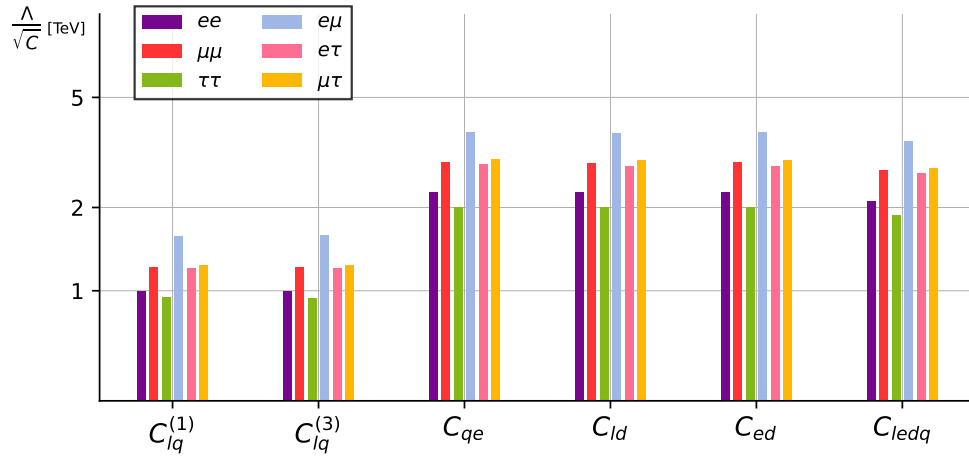


FIG. 20: 95% limits on Λ/\sqrt{C} for the lepton-flavor specific couplings. We show the results of the combined fit for the quark indices $i, j = 2, 3$ in the down-alignment, see Fig. 9.

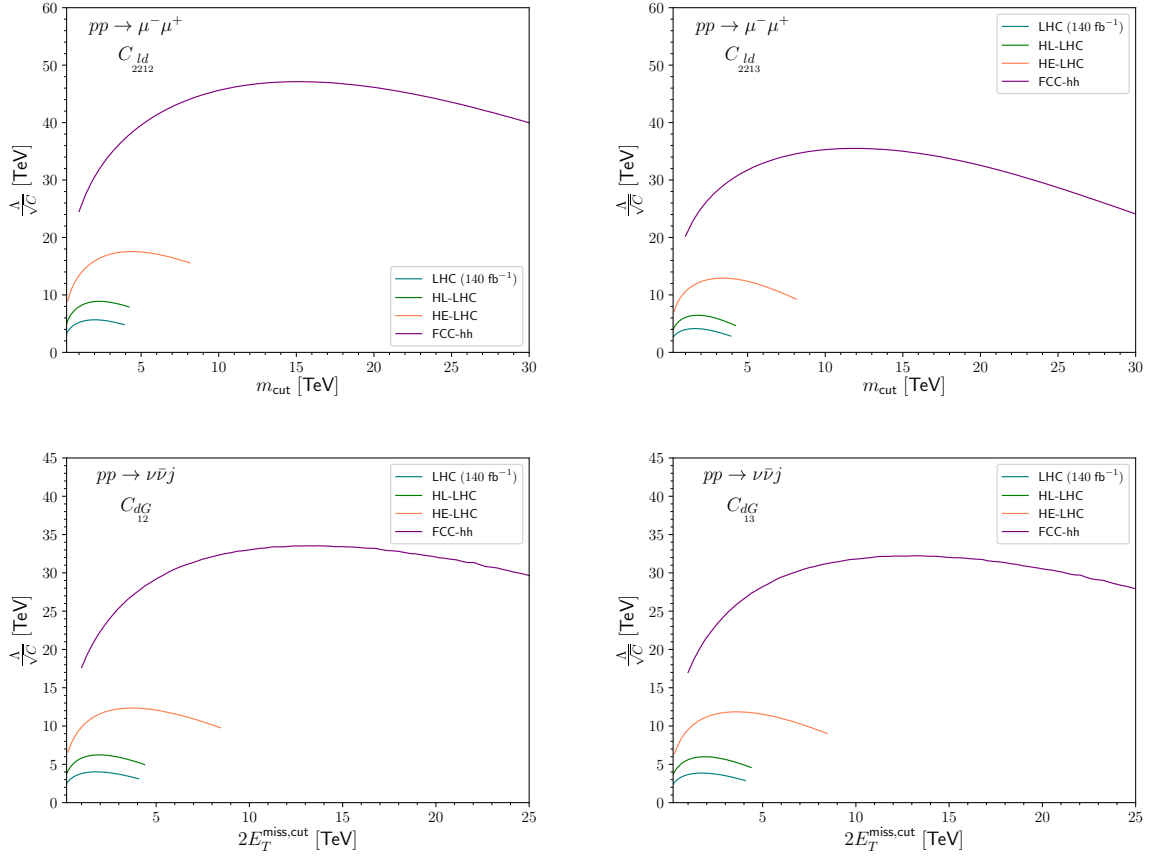


FIG. 21: The estimated reach on the NP scale Λ as a function of the kinematic cut of the inclusive bin for the $m_{\mu\mu}$ observable (upper row) and the E_T^{miss} observable (lower row) for a ds transition (left column) and a db transition (right column). The considered signal processes are the O_{22ij}^{ld} and the O_{ij}^{dG} contribution, respectively, see also Fig. 12.

-
- [1] S. Navas et al. (Particle Data Group), Phys. Rev. D **110**, 030001 (2024).
- [2] W. Buchmuller and D. Wyler, Nucl. Phys. B **268**, 621 (1986).
- [3] S. Banerjee et al. (Heavy Flavor Averaging Group (HFLAV)) (2024), 2411.18639.
- [4] S. Dawson, P. P. Giardino, and A. Ismail, Phys. Rev. D **99**, 035044 (2019), 1811.12260.
- [5] J. Fuentes-Martin, A. Greljo, J. Martin Camalich, and J. D. Ruiz-Alvarez, JHEP **11**, 080 (2020), 2003.12421.
- [6] R. Boughezal, Y. Huang, and F. Petriello, Phys. Rev. D **106**, 036020 (2022), 2207.01703.
- [7] A. Greljo, S. Iranipour, Z. Kassabov, M. Madigan, J. Moore, J. Rojo, M. Ubiali, and C. Voisey, JHEP **07**, 122 (2021), 2104.02723.
- [8] A. Greljo, J. Salko, A. Smolkovič, and P. Stangl, JHEP **05**, 087 (2023), 2212.10497.
- [9] L. Allwicher, D. A. Faroughy, F. Jaffredo, O. Sumensari, and F. Wilsch, JHEP **03**, 064 (2023), 2207.10714.
- [10] R. Boughezal, Y. Huang, and F. Petriello, Phys. Rev. D **108**, 076008 (2023), 2303.08257.
- [11] L. Allwicher, D. A. Faroughy, M. Martines, O. Sumensari, and F. Wilsch (2024), 2412.14162.
- [12] G. Hiller and D. Wendler, JHEP **09**, 009 (2024), 2403.17063.
- [13] I. Zurbano Fernandez et al., **10/2020** (2020).
- [14] A. Abada et al. (FCC), Eur. Phys. J. ST **228**, 1109 (2019).
- [15] M. Benedikt et al. (2022), 2203.07804.
- [16] B. Grzadkowski, M. Iskrzynski, M. Misiak, and J. Rosiek, JHEP **10**, 085 (2010), 1008.4884.
- [17] M. Farina, G. Panico, D. Pappadopulo, J. T. Ruderman, R. Torre, and A. Wulzer, Phys. Lett. B **772**, 210 (2017), 1609.08157.
- [18] A. Efrati, A. Falkowski, and Y. Soreq, JHEP **07**, 018 (2015), 1503.07872.
- [19] E. Celada, T. Giani, J. ter Hoeve, L. Mantani, J. Rojo, A. N. Rossia, M. O. A. Thomas, and E. Vryonidou, JHEP **09**, 091 (2024), 2404.12809.
- [20] L. Bellafronte, S. Dawson, and P. P. Giardino, JHEP **05**, 208 (2023), 2304.00029.
- [21] L. Allwicher, C. Cornella, G. Isidori, and B. A. Stefanek, JHEP **03**, 049 (2024), 2311.00020.
- [22] C. Grunwald, G. Hiller, K. Kröninger, and L. Nollen, JHEP **11**, 110 (2023), 2304.12837.
- [23] S. Bißmann, J. Erdmann, C. Grunwald, G. Hiller, and K. Kröninger, Phys. Rev. D **102**, 115019 (2020), 1912.06090.

- [24] A. M. Sirunyan et al. (CMS), JHEP **07**, 208 (2021), 2103.02708.
- [25] G. Aad et al. (ATLAS), JHEP **23**, 082 (2020), 2307.08567.
- [26] G. Aad et al. (ATLAS), Phys. Rev. D **103**, 112006 (2021), 2102.10874.
- [27] G. Aad et al. (ATLAS), Phys. Rev. Lett. **125**, 051801 (2020), 2002.12223.
- [28] J. Alwall, R. Frederix, S. Frixione, V. Hirschi, F. Maltoni, O. Mattelaer, H. S. Shao, T. Stelzer, P. Torrielli, and M. Zaro, JHEP **07**, 079 (2014), 1405.0301.
- [29] I. Brivio, JHEP **04**, 073 (2021), 2012.11343.
- [30] R. D. Ball et al. (NNPDF), Eur. Phys. J. C **82**, 428 (2022), 2109.02653.
- [31] C. Bierlich et al., SciPost Phys. Codeb. **2022**, 8 (2022), 2203.11601.
- [32] J. de Favereau, C. Delaere, P. Demin, A. Giammanco, V. Lemaître, A. Mertens, and M. Selvaggi (DELPHES 3), JHEP **02**, 057 (2014), 1307.6346.
- [33] N. Castro, J. Erdmann, C. Grunwald, K. Kröniger, and N.-A. Rosien, Eur. Phys. J. C **76**, 432 (2016), 1605.05585.
- [34] O. Schulz, F. Beaujean, A. Caldwell, C. Grunwald, V. Hafych, K. Kröniger, S. La Cagnina, L. Röhrig, and L. Shtembari, SN Comput. Sci. **2**, 1 (2021), 2008.03132.
- [35] M. Vihola, Statistics and Computing **22**, 997–1008 (2012), ISSN 0960-3174, URL <https://doi.org/10.1007/s11222-011-9269-5>.
- [36] R. Gauld, U. Haisch, and J. Weiss (2024), 2412.13014.
- [37] P. Mertens and C. Smith, JHEP **08**, 069 (2011), 1103.5992.
- [38] H. Gisbert, G. Hiller, and D. Suelmann, JHEP **12**, 102 (2024), 2410.00115.
- [39] R. Bause, H. Gisbert, M. Golz, and G. Hiller, Eur. Phys. J. C **83**, 419 (2023), 2209.04457.
- [40] M. Algueró, B. Capdevila, S. Descotes-Genon, J. Matias, and M. Novoa-Brunet, Eur. Phys. J. C **82**, 326 (2022), 2104.08921.
- [41] F. Mahmoudi, T. Hurth, D. Martínez Santos, and S. Neshatpour, EPJ Web Conf. **289**, 01002 (2023).
- [42] E. E. Jenkins, A. V. Manohar, and M. Trott, JHEP **10**, 087 (2013), 1308.2627.
- [43] E. E. Jenkins, A. V. Manohar, and M. Trott, JHEP **01**, 035 (2014), 1310.4838.
- [44] R. Alonso, E. E. Jenkins, A. V. Manohar, and M. Trott, JHEP **04**, 159 (2014), 1312.2014.
- [45] J. Aebischer, M. Fael, C. Greub, and J. Virto, JHEP **09**, 158 (2017), 1704.06639.
- [46] J. Aebischer, J. Kumar, and D. M. Straub, Eur. Phys. J. C **78**, 1026 (2018), 1804.05033.
- [47] P. D. Bolton, F. F. Deppisch, S. Kulkarni, C. Majumdar, and W. Pei (2025), 2502.06972.

- [48] G. Cowan, K. Cranmer, E. Gross, and O. Vitells, *Eur. Phys. J. C* **71**, 1554 (2011), [Erratum: *Eur.Phys.J.C* 73, 2501 (2013)], 1007.1727.
- [49] J. Cruz-Martinez, S. Forte, N. Laurenti, T. R. Rabemananjara, and J. Rojo, *JHEP* **09**, 088 (2024), 2406.12961.
- [50] J. M. Cornwall, D. N. Levin, and G. Tiktopoulos, *Phys. Rev. D* **10**, 1145 (1974), URL <https://link.aps.org/doi/10.1103/PhysRevD.10.1145>.
- [51] B. W. Lee, C. Quigg, and H. B. Thacker, *Phys. Rev. D* **16**, 1519 (1977), URL <https://link.aps.org/doi/10.1103/PhysRevD.16.1519>.