
On Different Notions of Redundancy in Conditional-Independence-Based Discovery of Graphical Models

Philipp M. Faller¹

Dominik Janzing²

¹Karlsruhe Institute of Technology, Karlsruhe, Germany

²Amazon Research, Tübingen, Germany

Abstract

The goal of conditional-independence-based discovery of graphical models is to find a graph that represents the independence structure of variables in a given dataset. To learn such a representation, conditional-independence-based approaches conduct a set of statistical tests that suffices to identify the graphical representation under some assumptions on the underlying distribution of the data. In this work, we highlight that due to the conciseness of the graphical representation, there are often many tests that are not used in the construction of the graph. These *redundant* tests have the potential to *detect* or sometimes *correct* errors in the learned model. We show that not all tests contain this additional information and that such redundant tests have to be applied with care. Precisely, we argue that particularly those conditional (in)dependence statements are interesting that follow only from graphical assumptions but do not hold for every probability distribution.

1 MOTIVATION

Graphical models have become an indispensable tool for understanding complex systems and making informed decisions in various scientific disciplines [Lauritzen, 1996]. They provide insights into the structure within the system and under some additional assumption they can also be interpreted as *causal models* [Pearl, 2009, Spirtes et al., 2000].

Popular algorithms like PC [Spirtes et al., 2000] or SP [Raskutti and Uhler, 2018] utilise (conditional) independence statements to infer the graphical structure. However, a key challenge arises from the statistical hardness of conditional independence (CI) tests. As highlighted by Shah and Peters [2020], CI-tests cannot have valid false positive control and power against arbitrary alternatives at the

same time. Additionally, constraint-based algorithms often rely on assumptions like *faithfulness*, which means that the graphical structure does not only imply *independences* but also *dependences*. Uhler et al. [2013] showed that this assumption can be problematic in the finite-sample regime since even faithful distributions can be close enough to unfaithful ones for a CI-test to fail. It is also probably violated in domains where systems evolve to equilibrium states, as in many biological settings [Andersen, 2013]. On the other hand, even a single wrong result of a CI-test can result in arbitrarily large changes in the resulting graphical model (as e.g. in example 10).

In the worst case, conditional-independence-based discovery of graphical models requires exponentially many CI-tests in the number of nodes [Korhonen et al., 2024, Zhang et al., 2024]. Despite the large number of required tests, the set of possible graphical models can still be small compared to the set of possible independence models. While e.g. Shiragur et al. [2024] proposed a method to reduce the number of required test (while sacrificing details of the models), in this paper we will advocate to use additional CI-tests to evaluate the graphs, which has been proposed implicitly or explicitly before [Textor et al., 2016, Eulig et al., 2023, Janzing et al., 2023]. In spirit, this follows Raskutti and Uhler [2018], who have hypothesised that there exists a statistical/computational trade-off for causal discovery. We will argue that not all CI-tests carry additional information (and can therefore be used to evaluate a graphical model), but only those tests for which the result follows from *graphical* restrictions instead of the laws of probability.

Example 1 (Non-Generic Collider) Consider a probability distribution that is Markovian and faithful to the graph $X_1 \rightarrow Y \leftarrow X_2$ for random variables X_1, X_2, Y . Suppose we use the PC algorithm to recover the graph. The algorithm will conduct all pairwise marginal independence tests. These tests already identify the given DAG. But clearly, the graph also entails $X_1 \not\perp\!\!\!\perp X_2 \mid Y$ under the faithfulness assumption. On the other hand, this dependence does not follow for all probability distributions, as we will see by constructing a

counterexample. We will use similar constructions multiple times. Assume¹ $Y = (Y_1, Y_2) \in \mathbb{R}^2$. Now assume Y_1 only depends on X_1 and Y_2 only on X_2 as in fig. 1. Then we would get the same marginal (in)dependences as before, but not the conditional dependence from above. On the other hand, if we have $X_1 \not\perp Y$ and $X_1 \perp X_2$ we also have $X_1 \not\perp Y \mid X_2$ for all probability distribution. This follows from the Graphoid axioms, described later in definition 2.

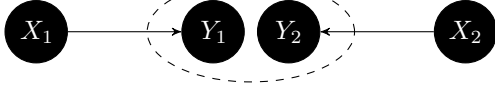


Figure 1: The marginal independence tests identify the faithful DAG (with Y as single variable). But the collider structure $X_1 - Y - X_2$ implies $X_1 \not\perp X_2 \mid Y$ for all *faithful* distributions. This does not hold for every distribution. On the contrary, given the marginal tests we have e.g. $X_1 \not\perp Y \mid X_2$ for all distributions.

In other words there is a dependence that follows from the assumption that the underlying distribution can be represented by a *faithful* DAG, but the dependence does not hold for all distributions. At the same time there are CI-tests that carry no additional information.

1.1 CONTRIBUTIONS

This paper aims to provide a novel perspective on CI-based discovery of graphical models. Precisely,

- we propose two notions of redundancy of CI-statements: the ones that already follow for all distributions and the ones that are only implied by graphical assumptions,
- we show theoretically and experimentally that the former can give a misleading impression of evidence for a graphical model,
- we exemplify how these insights can be used to *detect* and *correct* errors in conditional independence tests
- we highlight how our novel perspective generalises previous results on robustness of graph discovery.

To the best of our knowledge, we are the first to systematically investigate the redundancy of CI-statements. This work aims to contribute to the discussion on how graphical models should be evaluated and to question which empirical observations are actual evidence and therefore capable of corroborating a model.

2 REDUNDANCY OF CIS

Notation We will now introduce some notation and basic concepts. For more detailed definitions, we refer the

¹One could also think about a variable Y taking values in the natural numbers where X_1 and X_2 only depend on disjoint sets of bits in the binary expansion of Y .

reader to appendix A. We denote a random variable with upper case letter X . A set of random variables is denoted with bold face letters \mathbf{X} . Let \mathbf{V} be a finite set variables. An independence model M over \mathbf{V} is a set of triplets $\mathbf{X}, \mathbf{Y}, \mathbf{Z} \subseteq \mathbf{V}$ where $\mathbf{X} \neq \emptyset \neq \mathbf{Y}$ and $\mathbf{X}, \mathbf{Y}, \mathbf{Z}$ are disjoint. Then we say \mathbf{X} is *independent* from \mathbf{Y} given \mathbf{Z} and write $\mathbf{X} \perp_M \mathbf{Y} \mid \mathbf{Z}$, where we often omit the subscript. If $(\mathbf{X}, \mathbf{Y}, \mathbf{Z}) \notin M$ we say they are dependent and write $\mathbf{X} \not\perp_M \mathbf{Y} \mid \mathbf{Z}$. A *CI-statement* is a quadruple of $\mathbf{X}, \mathbf{Y}, \mathbf{Z}$ and a boolean value, indicating whether the independence holds. For a set of CI-statements L we slightly abuse notation and write $L \subseteq M$ if for $(\mathbf{X}, \mathbf{Y}, \mathbf{Z}, b) \in L$ we have $b = ((\mathbf{X}, \mathbf{Y}, \mathbf{Z}) \in M)$. We also sometimes write a CI-statement as function $\text{CI} : \mathbf{X}, \mathbf{Y}, \mathbf{Z} \mapsto b$ or $\mathbf{X} \perp \mathbf{Y} \mid \mathbf{Z}$ if $(\mathbf{X}, \mathbf{Y}, \mathbf{Z}) \in M$ and $\mathbf{X} \not\perp \mathbf{Y} \mid \mathbf{Z}$ if $(\mathbf{X}, \mathbf{Y}, \mathbf{Z}) \notin M$. Note that with *independences* we refer to statements of the form $\mathbf{X} \perp \mathbf{Y} \mid \mathbf{Z}$ and with *dependences* to $\mathbf{X} \not\perp \mathbf{Y} \mid \mathbf{Z}$, while with CI-statement we refer to both of them. A probability distribution over \mathbf{V} induces an independence model via probabilistic conditional independence. Graphical models can also be used to represent independence models and we denote a model induced by a graph G as M_G . For an undirected graph G we define $(\mathbf{X}, \mathbf{Y}, \mathbf{Z}) \in M_G$ iff \mathbf{X} is separated from \mathbf{Y} given \mathbf{Z} . For DAGs $(\mathbf{X}, \mathbf{Y}, \mathbf{Z}) \in M_G$ iff \mathbf{X} is *d-separated* from \mathbf{Y} given \mathbf{Z} . In both cases we also write $\mathbf{X} \perp_G \mathbf{Y} \mid \mathbf{Z}$. By *graphical model* we refer to *either* an undirected graph or a DAG (and its respective independence model).² A graph is *Markovian* to an independence model M if $(\mathbf{X}, \mathbf{Y}, \mathbf{Z}) \in M_G \implies (\mathbf{X}, \mathbf{Y}, \mathbf{Z}) \in M$ and it is *faithful* if $(\mathbf{X}, \mathbf{Y}, \mathbf{Z}) \in M \implies (\mathbf{X}, \mathbf{Y}, \mathbf{Z}) \in M_G$. Again, we slightly abuse notation and say G is Markovian to a set of CI-statements L when all *independences* in G are contained and true in L . As a convenient shorthand we also use $\text{CI}(\mathbf{V}) := \{(X, Y, \mathbf{Z}) : X, Y \in \mathbf{V}, \mathbf{Z} \subseteq \mathbf{V} \setminus \{X, Y\}, X \neq Y\}$. For independence models M, M' over \mathbf{V} we define the *Markov distance* w.r.t. $S \subseteq \text{CI}(\mathbf{V})$ via $\text{MD}_S(M, M') = \sum_{s \in S} \mathbb{I}[(s \in M) \neq (s \in M')]$. We omit the subscript if $S = \text{CI}(\mathbf{V})$. In this case, Wahl and Runge [2024] call this *s/c-metric* and show that it is a proper metric. We extend the definition to graphs by considering their induced independence model.

2.1 GRAPHS AS ERROR CORRECTING CODES

To motivate why we call some conditional independence tests ‘redundant’, we will phrase graph discovery as a coding problem. Suppose a sender picks a graph G from a set of graphs. Since the Markov-equivalence class of this graph is identified by a sequence of CI-statements, she can

²We restrict our attention to undirected graphs and DAGs. But our insights can be applied to any model that is equipped with a notion of independence between nodes, such as chain graphs [Lauritzen, 1996], completed partial DAGs, maximal ancestral graphs, partial ancestral graphs [Spirtes et al., 2000] or acyclic directed mixed graphs [Richardson, 2003].

encode this equivalence class in a binary string $s \in \{0, 1\}^k$ for some $k \in \mathbb{N}$, where each bit represents whether a certain CI-statement holds or not. If a receiver knows the sequence of CI-statements, she can perfectly recover the equivalence class of G from s . In this scenario the mapping $G \mapsto s$ is a coding scheme. Then a (deterministic) CI-based discovery algorithm implicitly defines a decoding scheme $s \mapsto G$. Unfortunately, the discovery algorithm rarely receives s , but a noisy version of it, since the CI-tests can have erroneous outputs. If we assume, for now, that the errors of each bit are independent, Shannon’s noisy-channel coding theorem [MacKay, 2003] asserts that there is a coding scheme such that messages can be transmitted with arbitrarily small error probability as the number of sent bits approaches infinity.³ This begs the question what it would mean to have these *redundant* bits added to s . In a (literal) noisy channel one could resend bits, but clearly redoing a CI-test does not give us additional information. Also techniques like bootstrapping cannot help if the errors come from faithfulness violations. In the rest of this work we will discuss which tests are suitable to add redundancy to our encoding.

2.2 GRAPHS, GRAPHOIDS AND REDUNDANCY

The central observation of this paper is that a graphical model usually entails more CI-statements than the ones necessary to identify their Markov-equivalence class, as we have already seen in example 1. In other words, the space of independence models entailed by a graphical model is typically smaller than the space of all possible independence models. These tests are our candidates to be used for error detection and correction, which motivates the following definition.

Definition 1 (Graphical-Redundancy) Let L be a set of CI-statements and $s \notin L$ be another CI-statement. Let \mathcal{G} be a set of graphical models and $\mathcal{M}_{\mathcal{G}}$ the set of respective independence models. We call s *graphically-redundant* w.r.t. $\mathcal{M}_{\mathcal{G}}$ if $\{s\} \subseteq M_G$ whenever $L \subseteq M_G$ for any graph $G \in \mathcal{G}$.

Note, that this definition is w.r.t. a set of (previous) CI-tests *and* a class of graphical models. The former depends on the specific algorithm used for discovery, while the latter depends on the assumptions that we make on the data.

In the noisy-channel model in section 2.1 we have assumed that bit errors occur independently. But it is well-known that the output of CI-tests on the same dataset can be dependent. Especially, there are cases where some (in)dependence statements follow from a set of (in)dependence statements for *all*

³It is worth noting that the relationship to the noisy-channel coding theorem is just an analogy and the theorem cannot be applied to our setting. The reason is that the theorem holds when the number of sent bits approaches infinity while we can only conduct finitely many CI-tests.

probability distributions. Pearl and Paz [2022] have provided a sound set of logical rules to derive independences:

Definition 2 (Graphoid Axioms) Let M be an independence model over variables \mathbf{V} and $\mathbf{X}, \mathbf{Y}, \mathbf{Z}, \mathbf{W} \subseteq \mathbf{V}$ be disjoint with $\mathbf{X} \neq \emptyset \neq \mathbf{Y}$. We call M a *semi-graphoid* if

1. $\mathbf{X} \perp\!\!\!\perp \mathbf{Y} \mid \mathbf{Z} \iff \mathbf{Y} \perp\!\!\!\perp \mathbf{X} \mid \mathbf{Z}$
2. $\mathbf{X} \perp\!\!\!\perp \mathbf{Y} \cup \mathbf{W} \mid \mathbf{Z} \implies \mathbf{X} \perp\!\!\!\perp \mathbf{Y} \mid \mathbf{Z} \wedge \mathbf{X} \perp\!\!\!\perp \mathbf{W} \mid \mathbf{Z}$
3. $\mathbf{X} \perp\!\!\!\perp \mathbf{Y} \cup \mathbf{W} \mid \mathbf{Z} \implies \mathbf{X} \perp\!\!\!\perp \mathbf{Y} \mid \mathbf{Z} \cup \mathbf{W} \wedge \mathbf{X} \perp\!\!\!\perp \mathbf{W} \mid \mathbf{Z} \cup \mathbf{Y}$
4. $\mathbf{X} \perp\!\!\!\perp \mathbf{Y} \mid \mathbf{Z} \wedge \mathbf{X} \perp\!\!\!\perp \mathbf{W} \mid \mathbf{Z} \cup \mathbf{Y} \implies \mathbf{X} \perp\!\!\!\perp \mathbf{Y} \cup \mathbf{W} \mid \mathbf{Z}$

M is called *graphoid* if further holds

5. $\mathbf{X} \perp\!\!\!\perp \mathbf{Y} \mid \mathbf{Z} \cup \mathbf{W} \wedge \mathbf{X} \perp\!\!\!\perp \mathbf{W} \mid \mathbf{Z} \cup \mathbf{Y} \implies \mathbf{X} \perp\!\!\!\perp \mathbf{Y} \cup \mathbf{W} \mid \mathbf{Z}$.

The independence model of a probability distribution is a semi-Graphoid and it is a Graphoid if the distribution is positive [Lauritzen, 1996]. Although these rules are sound, they are not complete and there cannot be a finite, sound and complete set of axioms to describe conditional independence in probability distributions [Studeny, 1992].

Since the semi-Graphoid rules hold for every distribution, they obviously also hold for every empirical distribution. Moreover, the following proposition shows that for partial correlations these rules have a certain continuity property.

Proposition 1 (Continuity of Correlational Graphoid)

Let X, Y, Z be real-valued random variables and $\epsilon > 0$. Then

1. $|\rho_{X,Y \cdot Z}| \leq \epsilon \iff |\rho_{Y,X \cdot Z}| \leq \epsilon$
2. $|\rho_{X,Y \cup W \cdot Z}| \leq \epsilon \implies |\rho_{X,Y \cdot Z}| \leq \epsilon \wedge |\rho_{X,W \cdot Z}| \leq \epsilon$
3. $|\rho_{X,Y \cup W \cdot Z}| \leq \epsilon \leq 1/2 \implies |\rho_{X,Y \cdot Z \cup W}| \leq 2\epsilon \wedge |\rho_{X,W \cdot Z \cup Y}| \leq 2\epsilon$
4. $|\rho_{X,Y \cdot Z}| \leq \epsilon \wedge |\rho_{X,W \cdot Z \cup Y}| \leq \epsilon \implies |\rho_{X,Y \cup W \cdot Z}| \leq 2\epsilon$

If we further assume $\rho_{W,Y \cdot Z} \leq 1 - \epsilon$ we get

5. $|\rho_{X,Y \cdot Z \cup W}| \leq \epsilon \leq 1/2 \wedge |\rho_{X,W \cdot Z \cup Y}| \leq \epsilon \leq 1/2 \implies |\rho_{X,Y \cup W \cdot Z}| \leq 4\epsilon$.

All proofs are in appendix B. This means that even if some CI-statements hold only approximately, they are likely to influence other test results according to the Graphoid axioms. In the analogy to the noisy-channel model from section 2.1 this would mean that these tests do not contain redundant information. Therefore, we want to differentiate between tests that are implied by the graphical structure alone and tests that already follow for all probability distributions.

Definition 3 (Probabilistic-Redundancy) Let L be a set of CI-statements and $s \notin L$ be another CI statement. We call s *probabilistically-redundant* if $\{s\} \subseteq M$ for any independence model induced by a probability distribution with $L \subseteq M$.

Although the CI-statements we are interested in are the ones that are not probabilistically redundant, it is potentially hard to operationalise this definition. Due to the aforementioned incompleteness of any finite system of axioms for probabilistic conditional independence, we will instead consider all CI-statements that follow via the Graphoid axioms.

Definition 4 (Graphoid-Redundancy) Let L be a set of CI-statements and $s \notin L$ be another CI statement. We call s *Graphoid-redundant* if $\{s\} \subseteq M$ for any Graphoid independence model with $L \subseteq M$.

Since the Graphoid axioms are sound, Graphoid-redundancy⁴ is a sufficient criterion for a CI-statement to also be probabilistically redundant. For a set L of CI-statements we denote with $C(L)$ the *Graphoid-closure* of L , i.e. the set of all CI-statements that can be derived from L by finitely many applications of the rules in definition 2. The following definition captures the CI-statements where the results are not already implied by the Graphoid axioms but follow solely from graphical assumptions.

Definition 5 (Purely Graphical Redundancy) Let L be a set of CI statements and $s \notin L$ be another CI statement. We call s *purely graphically redundant* if s is graphically redundant but not graphoid redundant.

This definition begs the question whether there is a criterion to find the purely graphically redundant CI-statements. We will first present results from the literature showing which CI-statements cannot be purely graphically redundant and then see a sufficient graphical criterion that covers a broad class of examples where they are. Especially, theorems 1 and 2 show cases where all *independences* are Graphoid redundant.

Theorem 1 (Verma and Pearl [1990] Theorem 2) Let M be a Graphoid independence model over a set of nodes \mathbf{V} , and $\pi : \mathbf{V} \rightarrow \mathbb{N}$ be an ordering of \mathbf{V} . Let L_π be a causal input list for M , i.e. for $X, Y, \mathbf{Z} \in \text{CI}(\mathbf{V})$ we have $\text{CI}(X, Y \mid \mathbf{Z}) \in L_\pi$ iff

$$\pi(X) < \pi(Y) \wedge \forall \mathbf{Z} \in \mathbf{Z} : \pi(X) \neq \pi(\mathbf{Z}) < \pi(Y).$$

Let G_π be the DAG over V with an edge from $X \in \mathbf{V}$ to $Y \in \mathbf{V}$ iff $(X \not\perp\!\!\!\perp Y \mid \mathbf{Z}) \in L_\pi$ for some $\mathbf{Z} \subseteq \mathbf{V}$. Then G_π is Markovian to $C(L_\pi)$.

Theorem 2 (Geiger and Pearl [1993] Theorem 12) Let M be a Graphoid independence model over a set of nodes \mathbf{V} . Let L be the set of CI-statements

$$L = \{\text{CI}(X, Y \mid \mathbf{V} \setminus \{X, Y\}) : X, Y \in \mathbf{V}, X \neq Y\}.$$

Let G_L be the undirected graph over \mathbf{V} with an edge between $X, Y \in \mathbf{V}$ iff $(X \not\perp\!\!\!\perp Y \mid \mathbf{V} \setminus \{X, Y\}) \in L$. Then G_L is Markovian to $C(L)$.

⁴For simplicity, we do not further differentiate between semi-Graphoid-redundant and Graphoid-redundant CI-statements.

A similar result has been shown by Studený and Bouckaert [1998] for chain graphs. Note, that the PC algorithm is not guaranteed to return Markovian results (see example 11).

No graph discovery algorithm can rely on the Markov assumption alone. Most of them also use the faithfulness assumption. The latter is especially troublesome as there are many applications where it may be violated, as we have mentioned before. But in the cases above, none of the *independence* statements can be used as additional redundancy. So here, it is only due to faithfulness (and similar assumptions) that we can have purely graphical redundancy at all. But also not all of the dependences are good candidates for error detection and correction. As Bouckaert [1995] shows, there are also dependences that follow from the Graphoid axioms as their contrapositives.

Definition 6 (Coupling) Let G be an undirected graph over \mathbf{V} and $\mathbf{X}, \mathbf{Y}, \mathbf{Z} \subseteq \mathbf{V}$ be disjoint with $\mathbf{X} \neq \emptyset \neq \mathbf{Y}$. Then \mathbf{X} and \mathbf{Y} are *coupled* given \mathbf{Z} if there are $X \in \mathbf{X}, Y \in \mathbf{Y}$ or $Y \in \mathbf{X}, X \in \mathbf{Y}$ such that

- $(X - Y) \in G$
- $\text{Adj}(X) \subset \mathbf{X} \cup \mathbf{Y} \cup \mathbf{Z}$

Now let G be a DAG. Then \mathbf{X} and \mathbf{Y} are *coupled* given \mathbf{Z} if there are $X \in \mathbf{X}, Y \in \mathbf{Y}$ or $Y \in \mathbf{X}, X \in \mathbf{Y}$ such that

- $(X \rightarrow Y) \in G$
- $\text{PA}(Y) \subset \mathbf{X} \cup \mathbf{Y} \cup \mathbf{Z}$
- $\exists \mathbf{Q} \subseteq \mathbf{X} \cup \mathbf{Y} \cup \mathbf{Z} \setminus \{X, Y\}$ s.t. $\mathbf{Z} \subseteq \mathbf{Q}$ and $X \perp_{G-(X \rightarrow Y)} Y \mid \mathbf{Q}$.

Bouckaert [1995] show that this graphical criterion gives dependence statements that follow for all Graphoid models.

Theorem 3 (Bouckaert [1995] Theorem 3.6 and 3.10) Let M be a Graphoid independence model over \mathbf{V} and G be a graph that is Markovian to M . Let $\mathbf{X}, \mathbf{Y}, \mathbf{Z} \subseteq \mathbf{V}$. If $\mathbf{X}, \mathbf{Y}, \mathbf{Z}$ are coupled in G , then $\mathbf{X} \not\perp\!\!\!\perp_M \mathbf{Y} \mid \mathbf{Z}$.

So this holds especially in the graphs from theorems 1 and 2. On the other hand, we can characterise conditions under which a given dependency statement is guaranteed to be purely graphically redundant. So whenever a graphical model implies such a dependency we can utilise it as additional redundancy. First, we introduce some notation: let $(X, Y, \mathbf{Z}), (A, B, \mathbf{C}) \in \text{CI}(\mathbf{V})$, G be a graphical model over \mathbf{V} and $s = (X \not\perp\!\!\!\perp Y \mid \mathbf{Z})$. We say a path (A, \dots, B) is *s-active* given \mathbf{C} if it is active given \mathbf{C} w.r.t. the respective graphical separation and there is no sub-path (X, \dots, Y) that is active given \mathbf{Z} . Then we write $A \perp_G^s B \mid \mathbf{C}$ iff there are no *s-active* paths between A and B given \mathbf{C} .

Proposition 2 Let L be a set of CI-statements and $s := (X \not\perp\!\!\!\perp Y \mid \mathbf{Z}) \notin L$ for some $(X, Y, \mathbf{Z}) \in \text{CI}(\mathbf{V})$. Let G be a graphical model over \mathbf{V} such that G is Markovian to $C(L)$ and $X \not\perp\!\!\!\perp_G Y \mid \mathbf{Z}$. If there are no $(A, B, \mathbf{C}) \in \text{CI}(\mathbf{V})$ such that $(A \not\perp\!\!\!\perp B \mid \mathbf{C}) \in L$ and $A \perp_G^s B \mid \mathbf{C}$, then s is purely graphically redundant given L .

3 ERROR DETECTION AND CORRECTION

Since Graphoid-redundant tests are unlikely to contradict the given tests, they might give the misleading impression of evidence for a model. In the following we will *detect* and *correct* errors with purely graphically redundant tests.

3.1 ERROR DETECTION

In the beginning of this section we will focus on spanning trees (c.f. appendix A) for two reasons. First, they are a simple class of examples. But also, as we will see, they impose particularly strong graphical assumptions.

Error Detection in Spanning Trees Suppose we use the CI-statements from theorem 2 to find an undirected graph. Although this approach is quite efficient algorithmically, it is sensitive to errors. Each of the conducted CI-tests directly corresponds to the presence or absence of an edge. In other words, a single error already makes it impossible to find the correct graph. But, in this case proposition 2 equips us with plenty of CI-statements that could be used to falsify the result under the faithfulness assumption.

Example 2 (Transitive Dependence) Consider the independence model that is Markov and faithful to the graph in fig. 2. Let L be the set of CI-statements from theorem 2. Let $i, j \in \mathbb{N}$ such that the nodes X_i and X_j are not connected by an edge. By construction, L does not contain a dependence statement involving X_i and X_j . So especially, L does not contain a dependence between nodes X_k and X_l with $k, l \in \mathbb{N}$ such that X_k and X_l are only connected over a non-trivial path. So by proposition 2, every dependence between non-adjacent nodes is purely graphically redundant.⁵ By theorem 2 all independences are Graphoid redundant.



Figure 2: In this graph, every dependence along more than one edge is purely graphically redundant given the CI-statements from theorem 2.

The next example shows that the purely graphically redundant statements are imposed by *strong* graphical assumptions.

Example 3 (Implied Connectedness) Suppose again our independence model is Markovian and faithful to the graph in fig. 2. Now suppose we have a set

$$L = \{(X_i \perp\!\!\!\perp X_n \mid \mathbf{V} \setminus \{X_i, X_n\}) : i \in \{1, \dots, n-2\}\}.$$

⁵In practice, especially the dependences over short paths are of interest. As the data processing inequality [MacKay, 2003] bounds the mutual information along a path, the dependences become increasingly weaker the longer a (non-deterministic) path is.

If we assume that the independence model is Markovian and faithful to a spanning tree, the statement $X_{n-1} \not\perp\!\!\!\perp X_n \mid \mathbf{V} \setminus \{X_{n-1}, X_n\}$ is graphically redundant, as otherwise X_n would be disconnected from the graph. According to proposition 2 it is even purely graphically redundant. But if we only assume the underlying graph is any undirected graph, this would not follow. In terms of error detection this means that a test with result $X_{n-1} \perp\!\!\!\perp X_n \mid \mathbf{V} \setminus \{X_{n-1}, X_n\}$ would indicate that either this test or one of the tests in L are wrong.

Error Detection in DAGs First note, that in DAGs we also can have purely graphical redundancies along (now directed) paths as in example 2. But just as in example 3, there are also dependences that follow from the particular graphical assumption. To see this, consider the following variant of fig. 1.

Example 4 (Multiple Colliders) Suppose we have an independence model that is Markovian and faithful to the DAG with edges $X_i \rightarrow Y$ for $i = 1, \dots, n \in \mathbb{N}_{>1}$. Assume further we learn the corresponding DAG using a given topological ordering and the CI-statements from theorem 1. Then all tests $X_i \not\perp\!\!\!\perp X_j \mid Y$ with $i, j \in \{1, \dots, n\}, i \neq j$ are purely graphically redundant according to proposition 2. On the other hand, all independences (theorem 1) and all statements $X_i \not\perp\!\!\!\perp Y \mid \{X_1, \dots, X_n\} \setminus \{X_i\}$ for $i = 1, \dots, n$ (theorem 3) are Graphoid redundant.

Although they do not study the problem through the lens of redundancy, Ramsey et al. [2006] observe that there can be several conditional (in)dependences that characterize a collider in a DAG. They then propose to let their *Conservative PC* algorithm (CPC) indicate when these CI-statements contradict each other. Precisely, suppose the PC algorithm finds a skeleton H that contains an unshielded triplet⁶ $A - B - C$. They then consider all subsets of the neighbours of A and C as potential conditioning sets, i.e. $\mathbf{Z} \subseteq \text{Adj}_H(A)$ or $\mathbf{Z} \subseteq \text{Adj}_H(C)$. If the observed independence model is Markov and faithful to a DAG, either all or none of the sets \mathbf{Z} with $A \perp\!\!\!\perp C \mid \mathbf{Z}$ contain C . Indeed, we can phrase this in our framework as the CI-statements $A \not\perp\!\!\!\perp C \mid \mathbf{Z} \cup \{B\}$ being graphically redundant for the hypothesis that the underlying graph contains the collider $A \rightarrow B \leftarrow C$ or $A \perp\!\!\!\perp C \mid \mathbf{Z} \setminus \{B\}$ otherwise. Further, the following example shows that indeed these tests can be purely graphically redundant. Since our perspective also includes scenarios that cannot be detected by CPC (like example 2), this shows that our work generalises the observations of Ramsey et al. [2006].

Example 5 (CPC and Graphoid Redundancy)

Consider again the graph given in fig. 1 and like

⁶I.e. nodes A, B, C such that A is connected to B and B is connected to C but A and C are not connected.

before interpret Y_1 and Y_2 as the components of a vector-valued variable Y . Note, that any independence model that is faithful to this graph entails $X_1 \not\perp\!\!\!\perp Y$, $Y \not\perp\!\!\!\perp X_2$ and $X_1 \perp\!\!\!\perp X_2$. Further, we have the independence $X_1 \perp\!\!\!\perp X_2 \mid Y$. Since Y is neither in all sets that separate X_1 and X_2 , nor in none of them, CPC would output a contradiction. But this example also further shows that such a model exists and therefore none of the CI-statements is Graphoid redundant given the others.

3.2 ERROR CORRECTION

Given the analogy to coding theory one might wonder whether it is possible to correct certain errors. As we have noted before, e.g. the procedure in theorem 2 but also often other algorithms like PC or SP are sensitive to the test results in the sense that if a single one of the tests had a different result, the output of the algorithm would change. As we will see, we can again use redundant CI-statements to correct errors. And similarly to the case of error detection, conducting Graphoid-redundant tests might be misleading.

Example 6 (Graphoid Prevents Error Correction)

Consider the graph in fig. 3 and suppose we use the PC algorithm to learn it. First, the algorithm conducts all marginal CI-tests. Suppose they return the correct result except for $Y \not\perp\!\!\!\perp Z$. In the next step the algorithm would conduct the CI-tests with non-empty conditioning set. So, if $Y \not\perp\!\!\!\perp Z$ would be the only error, one could hope that $Y \perp\!\!\!\perp Z \mid X$ (implied by the ground truth graph) can still correct this mistake. But note that the marginal tests already imply $X \not\perp\!\!\!\perp Y \mid Z$ and $Y \not\perp\!\!\!\perp Z \mid X$. Intuitively, this is due to the independence $X \perp\!\!\!\perp Z$ which prevents conditioning on X from changing the relationship between Y and Z . This means, according to e.g. proposition 1, we are likely to get the wrong test result for the conditional independence between Y and Z .

One might wonder whether this is a shortcoming of the PC algorithm. But note, how this would also affect our result if we simply select the graph with lowest Markov distance to the empirical independence model (which we will discuss in the following). If we still get $X \perp\!\!\!\perp Z \mid Y$ right, there are four tests in favour of the actual ground truth model, but five that would be explained e.g. by the graph $X \rightarrow Y \rightarrow Z$. In other words, by adding Graphoid-redundant tests into our consideration, we might wrongly conclude to have more evidence for the wrong graph.

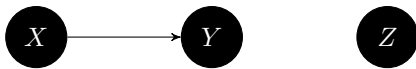


Figure 3: A false test $Y \not\perp\!\!\!\perp Z$ may lead to the conclusion that the true graph is $X \rightarrow Y \rightarrow Z$. If this was the only error, the test $Y \perp\!\!\!\perp Z \mid X$ would correct that. But $Y \not\perp\!\!\!\perp Z \mid X$ follows via Graphoid axioms from the marginal tests.

Error Correction in Spanning Trees The following result shows that we can correct errors if we consider more tests than necessary. To circumvent the issues raise in example 6, we restrict ourselves to the tests with conditioning set of size one. This way, we get a set of tests that are not restricted by Graphoid axioms (up to axiom 1) but suffice to identify a spanning tree.

Lemma 1 *Let $L = \{\text{CI}(X, Y \mid Z) : X, Y, Z \in V, X \neq Y, X \neq Z, Y \neq Z\}$ such that $\text{CI}(X, Y \mid Z) = \text{CI}(Y, X \mid Z)$ for all distinct $X, Y, Z \in V$. Then L contains no contradictions w.r.t. to the Graphoid axioms and $C(L) = L$.*

Then we can indeed simply pick the ‘message’ whose encoding has the smallest distance to the received code word, i.e. the tree whose independence model differs the least from the observed one.

Proposition 3 (Error Correction in Trees) *Let the set $S = \{(X, Y, Z) : X, Y, Z \in V, X \neq Y, X \neq Z, Y \neq Z\}$. Further, let \mathcal{T}_n be the set of spanning trees with $n \in \mathbb{N}_{>3}$ nodes, $T^* \in \mathcal{T}_n$ and M be an independence model with $\text{MD}_S(T^*, M) \leq \lfloor \frac{n-1}{2} \rfloor$. Then*

$$T^* = \arg \min_{T \in \mathcal{T}_n} \text{MD}_S(T, M),$$

i.e. by minimising the Markov-distance to M we can correct at least $\lfloor \frac{n-1}{2} \rfloor$ errors for any spanning tree T^ .*

Error Correction in DAGs The strong graphical assumptions in the previous section enabled us to derive the error correction guarantee in proposition 3. It would be desirable to have a similar result for DAGs. As the following example shows, this is not possible without further restrictions.

Example 7 Let G be a complete DAG over \mathbf{V} , i.e. for $n \in \mathbb{N}_{>1}$ the graph with nodes $\{X_1, \dots, X_n\} = \mathbf{V}$ and edges $X_i \rightarrow X_j$ whenever $i < j$. Suppose our tests unfaithfully show $X_{n-1} \perp\!\!\!\perp X_n \mid \mathbf{V} \setminus \{X_{n-1}, X_n\}$. Clearly, this observed independence model would be explained by the graph $G - (X_{n-1} \rightarrow X_n)$. Even though this is only a single error, there is another graph that perfectly explains the independence model, so without further knowledge we would prefer this graph over G .

One might consider a subset of tests that is known to contain no implications about each other, like we already did in proposition 3. As we have seen in example 5, a potential candidate could be the tests that the CPC algorithm by Ramsey et al. [2006] utilises to orient colliders. Indeed, Colombo et al. [2014] have proposed to do a majority voting over these tests (although they did not investigate the Graphoid redundancy of these tests). Clearly, this method is capable of correcting errors. It would be interesting to characterize further such ‘local’ criteria, where a subgraph of the learned DAG can be corrected. But note how Colombo

et al. [2014] rely on the assumption that the learned skeleton is correct. Without such an assumption it is not obvious how a local error correction could be established.

A different approach would be to study under which conditions the optimization over *all* tests works. Indeed, recently there has been a lot of interest in methods like the *sparsest permutation* (SP) algorithm [Raskutti and Uhler, 2018, Lam et al., 2022, Andrews et al., 2023], which outputs the sparsest graph among the graphs that can be constructed like in theorem 1 for all permutations of the nodes. Raskutti and Uhler [2018] show that the required assumption is strictly weaker than faithfulness. Moreover, they postulate a ‘statistical/computational trade-off’, i.e. that additional computations can help to reduce statistical uncertainty. Although they do not formally analyze this statement, the idea is in line with our work. To emphasise this, we will quickly study SP from the perspective of redundancy. Note, that SP relies on two aspects: it outputs a DAG G^* if

1. there is a topological ordering π^* w.r.t. G^* s.t. all tests in L_{π^*} are as in M_{G^*} .
2. for all other permutations π' there are no less than $|G^*|$ dependences in $L_{\pi'}$.

Evidently, if (1) fails the algorithm cannot recover from this error. But in principle, SP can correct arbitrary errors in $L_{\pi'}$, as long as property (2) holds. If we assume that the underlying independence model is Graphoid, the errors that can occur are already restricted. Theorem 1 implies that given (1) all *independences* are Graphoid redundant and thus we are unlikely to find a contradiction here. Further, theorem 3 also characterizes dependencies that follow from (1). This means, the errors that the SP algorithm can correct are for example of the kind of proposition 2.

In principle, it would be desirable to have an algorithm that can also handle violations of (1). In the following we will propose an assumption and an algorithm that achieves this in some cases, but at the price of being even more expensive than the SP algorithm. The main purpose of this is not to propose a practical alternative to SP, but rather to demonstrate that the utility of redundant CI-statements is not tied to a specific algorithm or assumption.

Assumption 1 (Minimum Markov Distance) *Let \mathcal{G} be a set of graphical models, $G^* \in \mathcal{G}$ and M an independence model. We say G^* and M fulfill the minimum Markov distance assumption (MMD) iff $G^* \in \arg \min_{G \in \mathcal{G}} \text{MD}(G, M)$.*

Not surprising, assumption 1 is weaker than faithfulness as proposition 4 shows. Perhaps more interesting, example 8 shows a case where SP fails but MMD still recovers the correct graph. Yet, MMD is not strictly weaker than the SP algorithm, as example 9 demonstrates.

Proposition 4 *Let $G^* \in \mathcal{G}$ be a graphical model and M be an independence model that is Markovian and faithful*

to G^ . Then G^* and M also fulfill MMD. Further, there are independence models M that fulfill MMD relative to G but are not Markovian and faithful to any graph $G \in \mathcal{G}$.*

Example 8 (MMD holds but not SP) Consider an independence model M that is Markovian and faithful to the graph G in fig. 4 except for the independences $X_1 \perp\!\!\!\perp X_2 \mid X_4$ and $X_2 \perp\!\!\!\perp X_3 \mid X_1$. It can be verified easily that G and M fulfill MMD with $\text{MD}(G, M) = 1$. But SP cannot recover G , as the algorithm would output $G - (X_2 \rightarrow X_3)$.

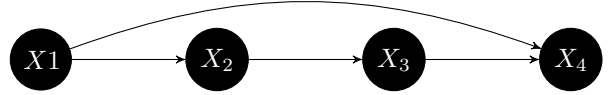


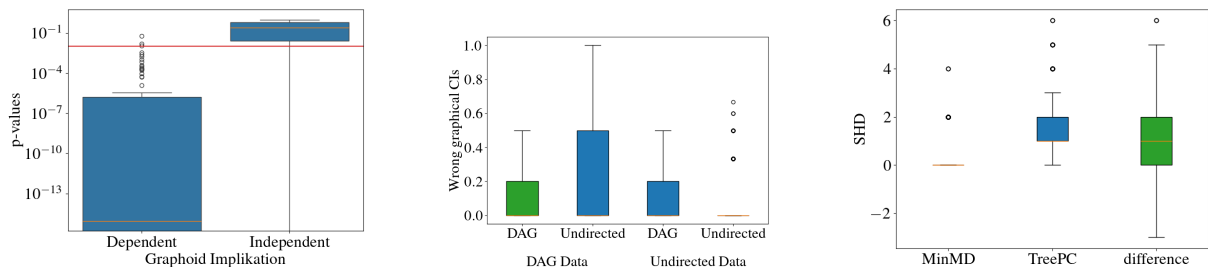
Figure 4: If this graph is the ground truth but we have the unfaithful independences $X_1 \perp\!\!\!\perp X_2 \mid X_4$ and $X_2 \perp\!\!\!\perp X_3 \mid X_1$, MMD is fulfilled but SP outputs a different graph.

Example 9 (SP works but not MMD) Consider the graph G with nodes X, Y, Z but no edges. Assume further that due to false positive CI-tests we get the independence model M with $Y \not\perp\!\!\!\perp Z, X \not\perp\!\!\!\perp Y \mid Z, X \not\perp\!\!\!\perp Z \mid Y$ and independence otherwise (Note, that this model is not Graphoid). Clearly $\text{MD}(G, M) = 3$. But for the graph G' with the additional edge $Y \rightarrow Z$ we have $\text{MD}(G', M) = 2$, so G and M do not fulfill MMD. Yet, SP would return G .

4 EXPERIMENTS

In the first experiment, we generated synthetic data from a multivariate Gaussian distribution with four variables and conducted several CI-tests (see appendix D for more details on all experiments). Before each test, we check with the Z3 solver [De Moura and Bjørner, 2008] whether the result is already implied by the previous tests via Graphoid axioms. If so, we track what result the axioms imply and the resulting p -value of a CI-test. As we can see in fig. 5a, the p -values mostly follow the predictions. This corroborates our hypothesis that Graphoid redundant tests provide little additional information and could thus give a false impression of evidence.

In the next experiment, we synthetically generated two datasets with four binary variables. One follows the DAG with edges $X \leftarrow W \rightarrow Y$ and $X \rightarrow Z \leftarrow Y$ while the other one follows the undirected model with the same skeleton. We then learn a DAG and an undirected model with the procedures described in theorems 1 and 2 and identify purely graphically redundant CI-statements using proposition 2. We then check whether they hold empirically in the data. Figure 5b shows the fraction of these test where the graphical implication and the empirical tests disagree. We can see that the models tend to make fewer wrong



(a) The p -values of different CI-tests that are implied by known tests to be either dependent or independent.

(b) Incorrect predictions of purely graphically redundant CI-statements for different models and data.

(c) Structural Hamming distance for simplified PC algorithm and MMD algorithm from proposition 3. MMD outperforms PC.

Figure 5: Experimental results

predictions when they match the respective data generating process (green) than the other model (blue).

Finally, we generated a multivariate Gaussian distribution that is Markovian to a spanning tree over five nodes. We then used the algorithm from proposition 3 (MMD algorithm) and a simplified version of PC to recover the tree. As we can see in fig. 5c, MMD can indeed profit from considering additional purely graphically redundant tests.

5 RELATED WORK

To the best of our knowledge we are the first to study how the graphical constraints on CI-statements can be used to *detect* and *correct* errors in graph discovery, although e.g. Ramsey et al. [2006], Colombo et al. [2014] have noted that some special CI-statements can achieve this. The restrictiveness of graphical causal models w.r.t. to their entailed independence models has been noted by Tsamardinos et al. [2012], Janzing et al. [2023] and in terms of structural causal models by Gresele et al. [2022]. Building on these insights Faller et al. [2024], Schkoda et al. [2024] have also proposed to falsify causal models by exploiting these constraints. They highlight the distinction between constraints from the graphical model and from probability theory (via the probabilistic marginal problem), yet we are the first to highlight the importance of this distinction for CI-tests on a single observed dataset. Bromberg and Margaritis [2009] have also noted that contradictions between CI-tests can be corrected to improve discovery results, yet they focus on violations of the Graphoid axioms, which we have argued to be of lesser interest. Russo et al. [2024] propose to use symbolic reasoning to resolve conflicts in the provided CI-statements but do not make the distinction between graphically and probabilistically redundant tests.

There is also a vast literature on making discovery of graphical models robust against statistical uncertainty. E.g. Kalisch and Bühlman [2007] propose a stronger version of faithfulness under which the PC algorithm is uniformly

consistent, while Bhattacharyya et al. [2021] show finite-sample bounds for tree learning. Strobl et al. [2016], Li and Wang [2009] use techniques from multi-hypothesis testing to control the error rate of edges. Kalisch and Bühlmann [2008], Harris and Drton [2013] study how to make PC more robust towards violations of parametric assumptions, while Kim et al. [2024] use Graphoid axioms to conduct a set of tests that is equivalent in terms of their graphical implications but statistically better conditioned.

Zhang and Spirtes [2016] argue that the faithfulness assumption serves three functions in graph discovery. Our work can be interpreted as adding a fourth ‘face’ to their three faces of faithfulness by showing that in many cases we get error detection and correction properties only through graphical assumptions that are stronger than the laws of probability, such as faithfulness.

6 DISCUSSION

We have demonstrated that additional conditional independence tests can be used to falsify graphical models and to improve discovery results. We have defined different notions of redundancy to distinguish between CI-statements that are already implied by the laws of probability and the ones that follow only from graphical assumptions. As the latter ones are more useful for the detection and correction of errors in graph discovery, we have characterised conditions where we have this purely graphical redundancy and conditions under which we only have Graphoid redundancy.

Our work shows that numerous correctly predicted CI-statements only provide evidence if they represent independent degrees of freedom of the underlying distribution. This means that the mere number of correct CI-statements paints a superficial image and cannot corroborate a model. We think that these insights can be a first step towards methods that not only correct errors but also allow to define confidence regions outside of which a model should be rejected, as the model differs too much from the observed evidence.

Acknowledgements

We thank Elke Kirschbaum and William Roy Orchard for helpful discussions and proofreading. Philipp M. Faller was supported by a doctoral scholarship of the Studienstiftung des deutschen Volkes (German Academic Scholarship Foundation). This work does not relate to Dominik Janzing's position at Amazon.

References

- Holly Andersen. When to expect violations of causal faithfulness and why it matters. *Philosophy of Science*, 80(5): 672–683, 2013.
- Bryan Andrews, Joseph Ramsey, Ruben Sanchez Romero, Jazmin Camchong, and Erich Kummerfeld. Fast scalable and accurate discovery of dags using the best order score search and grow shrink trees. *Advances in Neural Information Processing Systems*, 36:63945–63956, 2023.
- Ankur Ankan and Johannes Textor. pgmpy: A python toolkit for bayesian networks. *Journal of Machine Learning Research*, 25(265):1–8, 2024.
- Arnab Bhattacharyya, Sutanu Gayen, Eric Price, and NV Vinodchandran. Near-optimal learning of tree-structured distributions by chow-liu. In *Proceedings of the 53rd annual acm SIGACT symposium on theory of computing*, pages 147–160, 2021.
- Remco Ronaldus Bouckaert. *Bayesian belief networks: from construction to inference*. PhD thesis, 1995.
- Facundo Bromberg and Dimitris Margaritis. Improving the reliability of causal discovery from small data sets using argumentation. *Journal of Machine Learning Research*, 10(2), 2009.
- Diego Colombo, Marloes H Maathuis, et al. Order-independent constraint-based causal structure learning. *J. Mach. Learn. Res.*, 15(1):3741–3782, 2014.
- Leonardo De Moura and Nikolaj Bjørner. Z3: An efficient smt solver. In *International conference on Tools and Algorithms for the Construction and Analysis of Systems*, pages 337–340. Springer, 2008.
- Elias Eulig, Atalanti A Mastakouri, Patrick Blöbaum, Michaela Hardt, and Dominik Janzing. Toward falsifying causal graphs using a permutation-based test. *arXiv preprint arXiv:2305.09565*, 2023.
- Philipp M Faller, Leena C Vankadara, Atalanti A Mastakouri, Francesco Locatello, and Dominik Janzing. Self-compatibility: Evaluating causal discovery without ground truth. In *International Conference on Artificial Intelligence and Statistics*, pages 4132–4140. PMLR, 2024.
- Dan Geiger and Judea Pearl. Logical and algorithmic properties of conditional independence and graphical models. *The annals of statistics*, 21(4):2001–2021, 1993.
- Luigi Gresele, Julius Von Kügelgen, Jonas Kübler, Elke Kirschbaum, Bernhard Schölkopf, and Dominik Janzing. Causal inference through the structural causal marginal problem. In *International Conference on Machine Learning*, pages 7793–7824. PMLR, 2022.
- Naftali Harris and Mathias Drton. Pc algorithm for non-paranormal graphical models. *Journal of Machine Learning Research*, 14(11), 2013.
- Dominik Janzing, Philipp M Faller, and Leena Chennuru Vankadara. Reinterpreting causal discovery as the task of predicting unobserved joint statistics. *arXiv preprint arXiv:2305.06894*, 2023.
- Markus Kalisch and Peter Bühlman. Estimating high-dimensional directed acyclic graphs with the pc-algorithm. *Journal of Machine Learning Research*, 8(3), 2007.
- Markus Kalisch and Peter Bühlmann. Robustification of the pc-algorithm for directed acyclic graphs. *Journal of Computational and Graphical Statistics*, 17(4):773–789, 2008.
- Jonghwan Kim, Inwoo Hwang, and Sanghack Lee. Causal discovery with deductive reasoning: One less problem. In *Proceedings of the Fortieth Conference on Uncertainty in Artificial Intelligence*, Proceedings of Machine Learning Research, pages 1999–2017. PMLR, 2024.
- Tuukka Korhonen, Fedor Fomin, and Pekka Parviainen. Structural perspective on constraint-based learning of markov networks. In *International Conference on Artificial Intelligence and Statistics*, pages 1855–1863. PMLR, 2024.
- Wai-Yin Lam, Bryan Andrews, and Joseph Ramsey. Greedy relaxations of the sparsest permutation algorithm. In *Uncertainty in Artificial Intelligence*, pages 1052–1062. PMLR, 2022.
- Steffen L Lauritzen. *Graphical models*, volume 17. Clarendon Press, 1996.
- Junjing Li and Z Jane Wang. Controlling the false discovery rate of the association/causality structure learned with the pc algorithm. *Journal of Machine Learning Research*, 10(2), 2009.
- David JC MacKay. *Information theory, inference and learning algorithms*. Cambridge university press, 2003.
- Christopher Meek. Causal inference and causal explanation with background knowledge. In *Proceedings of the Eleventh conference on Uncertainty in artificial intelligence*, pages 403–410, 1995.

- Judea Pearl. *Causality*. Cambridge university press, 2009.
- Judea Pearl and Azaria Paz. Graphoids: Graph-based logic for reasoning about relevance relations or when would x tell you more about y if you already know z? In *Probabilistic and Causal Inference: The Works of Judea Pearl*, pages 189–200. 2022.
- Joseph Ramsey, Peter Spirtes, and Jiji Zhang. Adjacency-faithfulness and conservative causal inference. In *Proceedings of the Twenty-Second Conference on Uncertainty in Artificial Intelligence*, pages 401–408, 2006.
- Garvesh Raskutti and Caroline Uhler. Learning directed acyclic graph models based on sparsest permutations. *Stat*, 7(1):e183, 2018.
- Thomas Richardson. Markov properties for acyclic directed mixed graphs. *Scandinavian Journal of Statistics*, 30(1): 145–157, 2003.
- Fabrizio Russo, Anna Rapberger, and Francesca Toni. Argumentative causal discovery. *arXiv preprint arXiv:2405.11250*, 2024.
- Daniela Schkoda, Philipp Faller, Patrick Blöbaum, and Dominik Janzing. Cross-validating causal discovery via leave-one-variable-out. *arXiv preprint arXiv:2411.05625*, 2024.
- Rajen D Shah and Jonas Peters. The hardness of conditional independence testing and the generalised covariance measure. 2020.
- Kirankumar Shiragur, Jiaqi Zhang, and Caroline Uhler. Causal discovery with fewer conditional independence tests. *arXiv preprint arXiv:2406.01823*, 2024.
- Peter Spirtes, Clark N Glymour, Richard Scheines, and David Heckerman. *Causation, prediction, and search*. MIT press, 2000.
- Eric V Strobl, Peter L Spirtes, and Shyam Visweswaran. Estimating and controlling the false discovery rate for the pc algorithm using edge-specific p-values. *arXiv preprint arXiv:1607.03975*, 2016.
- Milan Studený. Conditional independence relations have no finite complete characterization. In *Information Theory, Statistical Decision Functions and Random Processes. Transactions of the 11th Prague Conference vol. B*, pages 377–396, 1992.
- Milan Studený and Remco R Bouckaert. On chain graph models for description of conditional independence structures. *Annals of Statistics*, pages 1434–1495, 1998.
- Johannes Textor, Benito Van der Zander, Mark S Gilthorpe, Maciej Liškiewicz, and George TH Ellison. Robust causal inference using directed acyclic graphs: the r package ‘dagitty’. *International journal of epidemiology*, 45(6): 1887–1894, 2016.
- Ioannis Tsamardinos, Laura E Brown, and Constantin F Aliferis. The max-min hill-climbing bayesian network structure learning algorithm. *Machine learning*, 65(1): 31–78, 2006.
- Ioannis Tsamardinos, Sofia Triantafillou, and Vincenzo Lagani. Towards integrative causal analysis of heterogeneous data sets and studies. *The Journal of Machine Learning Research*, 13(1):1097–1157, 2012.
- Caroline Uhler, Garvesh Raskutti, Peter Bühlmann, and Bin Yu. Geometry of the faithfulness assumption in causal inference. *The Annals of Statistics*, pages 436–463, 2013.
- Thomas Verma and Judea Pearl. Causal networks: Semantics and expressiveness. In *Machine intelligence and pattern recognition*, volume 9, pages 69–76. Elsevier, 1990.
- Jonas Wahl and Jakob Runge. Metrics on markov equivalence classes for evaluating causal discovery algorithms. *arXiv preprint arXiv:2402.04952*, 2024.
- Jiaqi Zhang, Kirankumar Shiragur, and Caroline Uhler. Membership testing in markov equivalence classes via independence queries. In *International Conference on Artificial Intelligence and Statistics*, pages 3925–3933. PMLR, 2024.
- Jiji Zhang and Peter Spirtes. The three faces of faithfulness. *Synthese*, 193:1011–1027, 2016.
- Yujia Zheng, Biwei Huang, Wei Chen, Joseph Ramsey, Mingming Gong, Ruichu Cai, Shohei Shimizu, Peter Spirtes, and Kun Zhang. Causal-learn: Causal discovery in python. *Journal of Machine Learning Research*, 25(60):1–8, 2024.

On Different Notions of Redundancy in Conditional-Independence-Based Discovery of Graphical Models (Supplementary Material)

Philipp M. Faller¹

Dominik Janzing²

¹Karlsruhe Institute of Technology, Karlsruhe, Germany

²Amazon Research, Tübingen, Germany

A DETAILED DEFINITIONS

We denote a random variable with upper case letter X . A set of random variables is denoted with bold face letters \mathbf{X} . For single variables and sets of variables we write the attained values with lower case letter x and the domain with calligraphic letter \mathcal{X} ,

A *graph* G is a tuple (\mathbf{V}, \mathbf{E}) , where \mathbf{V} is a finite set of nodes and $\mathbf{E} \subseteq \mathbf{V} \times \mathbf{V}$ is the set of edges. We say G is *undirected* if \mathbf{E} is a symmetric relation. To emphasise the direction of an edge we also write $X \rightarrow Y$ for $(X, Y) \in \mathbf{E}$, $X \leftarrow Y$ when $(Y, X) \in \mathbf{E}$ and $X - Y$ when the graph is undirected and $(X, Y) \in \mathbf{E}$. We slightly abuse notation and write $(X \rightarrow Y) \in G$ if $(X, Y) \in \mathbf{E}$ and analogously for $X \leftarrow Y$ and $X - Y$. We denote the graph $G - (X \rightarrow Y) := (\mathbf{V}, \mathbf{E} \setminus \{(X, Y)\})$. We say two nodes $X, Y \in \mathbf{V}$ are *adjacent* if we have $(X, Y) \in \mathbf{E}$ or $(Y, X) \in \mathbf{E}$ and we denote with $\text{Adj}(X)$ the set of nodes that are adjacent to X . $\text{PA}(Y)$ denotes the set of nodes $X \in \mathbf{V}$ such that $(X, Y) \in \mathbf{E}$. A *path* $p = (X_1, \dots, X_n)$ is a sequence of $n \in \mathbb{N}_{>1}$ nodes such that $X_i \in \mathbf{V}$ for $i = 1, \dots, n$ and $X_i \in \text{Adj}(X_{i+1})$ for $i = 1, \dots, n - 1$. Further, p is called a *cycle* if $X_1 = X_n$. If a graph contains no cycles it is called a *directed acyclic graph* (DAG). If in an undirected graph G any distinct nodes $X, Y \in \mathbf{V}$ are connected by at most one node-disjoint path, G is called a *tree*. If it is exactly one path, G is called a *spanning tree*. For a DAG $G = (\mathbf{V}, \mathbf{E})$ we define the *skeleton* of G as the undirected graph $H = (\mathbf{V}, \mathbf{E}')$, with $(X, Y) \in \mathbf{E}'$ if $(X, Y) \in \mathbf{E}$ or $(Y, X) \in \mathbf{E}$, for $X, Y \in \mathbf{V}$. For all graphs $G = (\mathbf{V}, \mathbf{E})$ we denote $|G| := |\mathbf{E}|$.

Let \mathbf{V} be a set of random variables. We call a set $M \subset \mathcal{P}(\mathbf{V})$ an *independence model*¹ if all $(\mathbf{X}, \mathbf{Y}, \mathbf{Z}) \in M$ are disjoint and \mathbf{X} and \mathbf{Y} are not empty. Then we say \mathbf{X} is *independent* from \mathbf{Y} given \mathbf{Z} and write $\mathbf{X} \perp_M \mathbf{Y} \mid \mathbf{Z}$, where we often omit the subscript. If $(\mathbf{X}, \mathbf{Y}, \mathbf{Z})$ is not in M we say \mathbf{X} is *dependent* on \mathbf{Y} given \mathbf{Z} and write $\mathbf{X} \not\perp \mathbf{Y} \mid \mathbf{Z}$. A *CI-statement* is a quadruple of $\mathbf{X}, \mathbf{Y}, \mathbf{Z}$ and a boolean value, indicating whether the independence holds. For a set of CI-statements L we slightly abuse notation and write $L \subseteq M$ if for $(\mathbf{X}, \mathbf{Y}, \mathbf{Z}, b) \in L$ we have $b = ((\mathbf{X}, \mathbf{Y}, \mathbf{Z}) \in M)$. We also sometimes write a CI-statement as function $\text{CI} : \mathbf{X}, \mathbf{Y}, \mathbf{Z} \mapsto b$ or $\mathbf{X} \perp \mathbf{Y} \mid \mathbf{Z}$ if $(\mathbf{X}, \mathbf{Y}, \mathbf{Z}) \in M$ and $\mathbf{X} \not\perp \mathbf{Y} \mid \mathbf{Z}$ if $(\mathbf{X}, \mathbf{Y}, \mathbf{Z}) \notin M$. As we note before, with *independences* we refer to statements of the form $\mathbf{X} \perp \mathbf{Y} \mid \mathbf{Z}$ and with *dependences* to $\mathbf{X} \not\perp \mathbf{Y} \mid \mathbf{Z}$, while with CI-statement we refer to both of them.

A probability distribution over \mathbf{V} entails an independence model by the standard definition of probabilistic conditional independence, i.e. $\mathbf{X} \perp \mathbf{Y} \mid \mathbf{Z}$ w.r.t. the distribution P iff

$$P(\mathbf{X} = \mathbf{x}, \mathbf{Y} = \mathbf{y} \mid \mathbf{Z} = \mathbf{z}) = P(\mathbf{X} = \mathbf{x} \mid \mathbf{Z} = \mathbf{z}) \cdot P(\mathbf{Y} = \mathbf{y} \mid \mathbf{Z} = \mathbf{z}),$$

for all $\mathbf{x} \in \mathcal{X}, \mathbf{y} \in \mathcal{Y}, \mathbf{z} \in \mathcal{Z}$. We often refer to the distribution and its independence model interchangeably.

We can also use graphs to represent independence models. First we define a graphical notion that will then correspond to conditional independence. Let G be an undirected graph with nodes \mathbf{V} and $\mathbf{X}, \mathbf{Y}, \mathbf{Z} \subseteq \mathbf{V}$ be disjoint with $\mathbf{X} \neq \emptyset \neq \mathbf{Y}$. We say \mathbf{X} and \mathbf{Y} are *separated* given \mathbf{Z} if every path from $X \in \mathbf{X}$ to $Y \in \mathbf{Y}$ contains a node in \mathbf{Z} . If a path contains no node in \mathbf{Z} we say it is *active*. For a DAG $G = (\mathbf{V}, \mathbf{E})$, and a path $p = (X_1, \dots, X_n)$ in G we say X_i is a *collider* on p if

¹Note, that Bouckaert [1995] formally distinguish between an *independence* and *dependence* model. For our discussion it should suffice to consider the latter only implicitly.

$(X_{i-1} \rightarrow X_i), (X_i \leftarrow X_{i+1}) \in \mathbf{E}$, for $n \in \mathbb{N}_{>2}, X_1, \dots, X_n \in \mathbf{V}, i \in \{2, \dots, n-1\}$. We say a path p is *active* given \mathbf{Z} if for all colliders C on p a descendant of C or C itself is in \mathbf{Z} . The set \mathbf{X} and \mathbf{Y} are *d-separated* if there are no $X \in \mathbf{X}$ and $Y \in \mathbf{Y}$ such that there is an active path given \mathbf{Z} between X and Y . Now we denote a model induced by a graph G as M_G . For an undirected graph G we define $(\mathbf{X}, \mathbf{Y}, \mathbf{Z}) \in M_G$ iff \mathbf{X} is separated from \mathbf{Y} given \mathbf{Z} . For DAGs $(\mathbf{X}, \mathbf{Y}, \mathbf{Z}) \in M_G$ iff \mathbf{X} is *d-separated* from \mathbf{Y} given \mathbf{Z} . By *graphical model* we refer to *either* an undirected graph or a DAG (and its respective independence model). As we have noted before, we restrict our attention to undirected graphs and DAGs. But our insights can be applied to any model that is equipped with a notion of independence between nodes, such as chain graphs [Lauritzen, 1996], completed partial DAGs, maximal ancestral graphs, partial ancestral graphs [Spirtes et al., 2000] or acyclic directed mixed graphs [Richardson, 2003]. If for two graphs G, G' we have $M_G = M_{G'}$ we say G and G' are *Markov-equivalent* and for any DAG G we call the set of DAGs that are Markov equivalent to G the *Markov-equivalence class* of G .

A graph is *Markovian* to an independence model M if $(\mathbf{X}, \mathbf{Y}, \mathbf{Z}) \in M_G \implies (\mathbf{X}, \mathbf{Y}, \mathbf{Z}) \in M$ and it is *faithful* if $(\mathbf{X}, \mathbf{Y}, \mathbf{Z}) \in M \implies (\mathbf{X}, \mathbf{Y}, \mathbf{Z}) \in M_G$. Again, we slightly abuse notation and say G is Markovian to a set of CI-statements L when all independences in G are contained in L . For independence models M, M' over \mathbf{V} we define the *Markov distance* w.r.t. $S \subseteq \text{CI}(\mathbf{V})$ via $\text{MD}_S(M, M') = \sum_{s \in S} \mathbb{I}[(s \in M) \neq (s \in M')]$. We omit the subscript if $L = \text{CI}(\mathbf{V})$. We extend the definition to a graph G by considering the induced independence model M_G , i.e. we define $\text{MD}_S(G, M) = \text{MD}_S(M_G, M)$ and $\text{MD}_S(M, G) = \text{MD}_S(M, M_G)$.

B PROOFS

PROOF (PROOF FOR PROPOSITION 1) In this proof we will mainly use the recursive characterisation of partial correlations, i.e. for real values random variables X, Y and set of real-valued random variables \mathbf{Z} with $Z' \in \mathbf{Z}$ we have

$$\rho_{X,Y,\mathbf{Z}} = \frac{\rho_{X,Y,\mathbf{Z} \setminus \{Z'\}} - \rho_{X,Z',\mathbf{Z} \setminus \{Z'\}} \rho_{Z',Y,\mathbf{Z} \setminus \{Z'\}}}{\sqrt{1 - \rho_{X,Z',\mathbf{Z} \setminus \{Z'\}}^2} \sqrt{1 - \rho_{Z',Y,\mathbf{Z} \setminus \{Z'\}}^2}},$$

where this should be read as

$$\rho_{X,Y,\mathbf{Z}} = \frac{\rho_{X,Z} - \rho_{X,Z'} \rho_{Z',Y}}{\sqrt{1 - \rho_{X,Z'}^2} \sqrt{1 - \rho_{Z',Y}^2}},$$

when \mathbf{Z} only contains Z' . To get the correspondence to the Graphoid axioms we define the absolute partial correlation between non-empty sets of variables \mathbf{X}, \mathbf{Y} given \mathbf{Z} as

$$|\rho_{\mathbf{X},\mathbf{Y},\mathbf{Z}}| := \max_{X \in \mathbf{X}, Y \in \mathbf{Y}} |\rho_{X,Y,\mathbf{Z}}|$$

Now let X, Y, Z, W be real-valued random variables. From the definitions it is clear that 1) and 2) hold trivially. For 3) let $\epsilon > 0$ and $|\rho_{X,Y \cup W,\mathbf{Z}}| < \epsilon$, i.e. we have $|\rho_{X,Y,\mathbf{Z}}| < \epsilon$ and $|\rho_{X,W,\mathbf{Z}}| < \epsilon$ by definition. Since partial correlations are bounded by one, there is a $\delta > 0$ with $\rho_{Y,W,\mathbf{Z}} \leq \delta$. Then we get

$$|\rho_{X,Y,\mathbf{Z} \cup W}| = \left| \frac{\rho_{X,Y,\mathbf{Z}} - \rho_{X,W,\mathbf{Z}} \rho_{Y,W,\mathbf{Z}}}{\sqrt{1 - \rho_{X,W,\mathbf{Z}}^2} \sqrt{1 - \rho_{Y,W,\mathbf{Z}}^2}} \right| \leq \frac{\epsilon(1 - \delta)}{\sqrt{1 - \epsilon^2} \sqrt{1 - \delta^2}}.$$

Since $\epsilon, \delta \in (0, 1]$, we have $1 - \epsilon^2 \geq (1 - \epsilon)^2$ and thus

$$|\rho_{X,Y,\mathbf{Z} \cup W}| \leq \frac{\epsilon(1 - \delta)}{\sqrt{(1 - \epsilon)^2} \sqrt{(1 - \delta)^2}} = \frac{\epsilon(1 - \delta)}{(1 - \epsilon)(1 - \delta)} = \frac{\epsilon}{1 - \epsilon} \leq 2\epsilon,$$

where the last inequality holds due to $\epsilon \leq 1/2$. The argument for $|\rho_{X,W,\mathbf{Z} \cup Y}|$ works symmetrically.

For 4) assume $|\rho_{X,Y,\mathbf{Z}}| \leq \epsilon$ and $|\rho_{X,W,\mathbf{Z} \cup Y}| \leq \epsilon$. By our definition it remains to show $\rho_{X,W,\mathbf{Z} \cup Y} \leq 2\epsilon$. From the second antecedent we get

$$\epsilon \geq \underbrace{|\rho_{X,W,\mathbf{Z}} - \rho_{X,Y,\mathbf{Z}} \rho_{W,Y,\mathbf{Z}}|}_{:=a}.$$

If $a > 0$ we have

$$\rho_{X,W,\mathbf{Z} \cup Y} \leq \epsilon + \rho_{X,Y,\mathbf{Z}} \rho_{W,Y,\mathbf{Z}} \leq \epsilon + \epsilon \cdot |\rho_{W,Y,\mathbf{Z}}| \leq \epsilon + \epsilon = 2\epsilon.$$

Similarly for $a < 0$ we get

$$\rho_{X,W \cdot Z \cup Y} \leq \epsilon - \rho_{X,Y \cdot Z} \rho_{W,Y \cdot Z} \leq \epsilon + \epsilon \cdot |\rho_{W,Y \cdot Z}| \leq 2\epsilon.$$

For 5) we additionally assume that $|\rho_{W,Y \cdot Z}| \leq 1 - \epsilon$. Now let $|\rho_{X,Y \cdot Z \cup W}| \leq \epsilon$ and $|\rho_{X,W \cdot Z \cup Y}| \leq \epsilon$. Then we have

$$\epsilon \geq |\rho_{X,Y \cdot Z \cup W}| = \frac{|\rho_{X,Y \cdot Z} - \rho_{X,W \cdot Z} \rho_{Y,W \cdot Z}|}{\sqrt{1 - \rho_{X,W \cdot Z}^2} \sqrt{1 - \rho_{Y,W \cdot Z}^2}} \geq \underbrace{|\rho_{X,Y \cdot Z} - \rho_{X,W \cdot Z} \rho_{Y,W \cdot Z}|}_{:=a}$$

and similarly

$$\epsilon \geq |\rho_{X,W \cdot Z \cup Y}| = \frac{|\rho_{X,W \cdot Z} - \rho_{X,Y \cdot Z} \rho_{W,Y \cdot Z}|}{\sqrt{1 - \rho_{X,Y \cdot Z}^2} \sqrt{1 - \rho_{W,Y \cdot Z}^2}} \geq \underbrace{|\rho_{X,W \cdot Z} - \rho_{X,Y \cdot Z} \rho_{W,Y \cdot Z}|}_{:=b}.$$

Now suppose $a, b \geq 0$. Then we get

$$\epsilon + \rho_{X,W \cdot Z} \rho_{Y,W \cdot Z} \geq \rho_{X,Y \cdot Z} \quad \text{and} \quad \epsilon + \rho_{X,Y \cdot Z} \rho_{W,Y \cdot Z} = \rho_{X,W \cdot Z}.$$

From inserting the second inequality into the former we get

$$\begin{aligned} \rho_{X,Y \cdot Z} &\leq \epsilon + (\epsilon + \rho_{X,Y \cdot Z} \rho_{W,Y \cdot Z}) \rho_{Y,W \cdot Z} = \epsilon + \epsilon \rho_{Y,W \cdot Z} + \rho_{X,Y \cdot Z} \rho_{Y,W \cdot Z}^2 \\ \rho_{X,Y \cdot Z} (1 - \rho_{W,Y \cdot Z}^2) &\leq \epsilon + \epsilon \rho_{W,Y \cdot Z} \end{aligned}$$

$$\rho_{X,Y \cdot Z} \leq \frac{\epsilon}{(1 - \rho_{W,Y \cdot Z}^2)} + \frac{\epsilon \rho_{W,Y \cdot Z}}{(1 - \rho_{W,Y \cdot Z}^2)} \leq \frac{\epsilon}{(1 - \rho_{W,Y \cdot Z}^2)} + \frac{\epsilon^2}{(1 - \rho_{W,Y \cdot Z}^2)}.$$

Since we have assumed $|\rho_{W,Y \cdot Z}| \leq 1 - \epsilon$ we also have $1 - \rho_{W,Y \cdot Z}^2 \geq 1 - \epsilon$ and thus

$$\rho_{X,Y \cdot Z} \leq \frac{\epsilon}{1 - \epsilon} + \frac{\epsilon^2}{1 - \epsilon} \leq 4\epsilon.$$

The other combinations of signs of a and b work analogously, just as the case for $\rho_{X,W \cdot Z}$.

PROOF (PROOF FOR PROPOSITION 2) Let L be a set of CI-statements over variables \mathbf{V} and $s = (X \not\perp\!\!\!\perp Y \mid \mathbf{Z}) \notin L$ for $(X, Y, Z) \in \text{CI}(\mathbf{V})$. We will prove the statement by constructing a Graphoid independence model that contains all CI-statements in L but not $X \not\perp\!\!\!\perp Y \mid Z$ by building a distribution that is Markovian but not faithful to a DAG.

If X and Y are only d -connected given Z by a direct edge, we set $G' = (V, E \setminus \{(X, Y), (Y, X)\})$.

Otherwise, let $N(X \sim Y \mid \mathbf{Z})$ be the set of nodes on the active paths between X and Y given \mathbf{Z} (without X and Y). We construct a new graph $G' = (V', E')$ with more nodes and more edges. First, add all nodes in $V \setminus N(X \sim Y \mid \mathbf{Z})$ to V' . For each $W \in N(X \sim Y \mid \mathbf{Z})$, we add nodes W_1, W_2 to V' . For all edges $W \rightarrow W'$ with $W, W' \in N(X \sim Y \mid \mathbf{Z})$, add the edges $W_1 \rightarrow W'_1$ and $W_2 \rightarrow W'_2$. If $W' \in V \setminus N(X \sim Y \mid \mathbf{Z})$ add $W_1 \rightarrow W'$ and $W_2 \rightarrow W'$ and analogously add $W \rightarrow W'_1$ and $W \rightarrow W'_2$ if $W \in V \setminus N(X \sim Y \mid \mathbf{Z})$. Finally add $X \rightarrow W_1$ and $X \leftarrow W_1$ whenever $X \rightarrow W$ or $X \leftarrow W$ for $W \in N(X \sim Y \mid \mathbf{Z})$ and $Y \rightarrow W_2$ and $Y \leftarrow W_2$ respectively.

Clearly, in this graph we have $X \perp_{G'} Y \mid \mathbf{Z}'$, where \mathbf{Z}' contains all nodes in $\mathbf{Z} \setminus N(X \sim Y \mid \mathbf{Z})$ and W_1, W_2 for $W \in \mathbf{Z} \cap N(X \sim Y \mid \mathbf{Z})$. It is straight forward to construct a distribution that is Markovian and faithful to G' and is non-negative.

Moreover, if we construct a graph G'' by considering every pair W_1, W_2 for $W \in N(X \sim Y \mid \mathbf{Z})$ as a vector-valued variable (and keep the canonical mapping between node names $W = (W_1, W_2)$), this graph again, contains all CI-statements we had in L but $X \perp_{G''} Y \mid \mathbf{Z}$. Thus, also the probability distribution we get from G' by interpreting (W_1, W_2) as vector-valued variables contains these CI-statements. Further, it is also non-negative if the distribution w.r.t. G' was and therefore its independence model is Graphoid.

To see this, let $(A \perp\!\!\!\perp B \mid \mathbf{C}) \in C(L)$. Since G was Markovian to L , there was no active path in G given \mathbf{C} connecting A and B . And because we did not add an edge between nodes that were disconnected and we did not introduce any colliders between these nodes, we also have no active path in G'' . Now suppose $(A \not\perp\!\!\!\perp B \mid \mathbf{C}) \in C(L)$. By assumption, we have $A \not\perp_G^s B \mid \mathbf{C}$, i.e. there is an active path between A and B given \mathbf{C} that does not contain any subpath from X to Y that is active given \mathbf{Z} . As we only modified the paths between X and Y that are active given \mathbf{Z} , the path between A and B is still active. So we also still have $A \not\perp_{G''} B \mid \mathbf{C}$.

It now suffices to note that every non-negative distribution (and therefore especially the one we just constructed) implies a Graphoid independence model.

PROOF (PROOF FOR LEMMA 1) Let $L = \{\text{CI}(X, Y \mid Z) : X, Y, Z \in V, X \neq Y, X \neq Z, Y \neq Z\}$ such that $\text{CI}(X, Y \mid Z) = \text{CI}(Y, X \mid Z)$ for all distinct $X, Y, Z \in V$. Then for any CI-statement $\text{CI}(X, Y \mid Z) \in L$, only axiom 1 from definition 2 is applicable, since all the other axioms require at least one of the operands to be a set of size larger than one, which we don't have in L . By assumption, we have no contradictions between the statements in L and the statements that follow from axiom 1. And also L contains all statements that can be derived with axiom 1.

PROOF (PROOF FOR PROPOSITION 3) Let $S = \{(X, Y, Z) : X, Y, Z \in V, X \neq Y, X \neq Z, Y \neq Z\}$. Further let $T^* \in \mathcal{T}_n$ and let M be an independence model with $\text{MD}_S(T^*, M) \leq \lfloor \frac{n-1}{2} \rfloor$ for $n \in \mathbb{N}_{>3}$. To arrive at a contradiction we assume

$$\text{MD}_S(T', M) < \text{MD}_S(T^*, M), \quad (1)$$

for some tree $T' \in \mathcal{T}_n$ with $T' \neq T^*$. Since the graphs differ and both are trees, there are nodes X, Y that were connected by a direct edge in T^* but are not in T' . But since they are spanning trees there still exists a path of length $k \in \mathbb{N}_{>1}$ between X and Y in T' . So there is at least one node Z such that we have $X \perp_{T'} Y \mid Z$ but $X \not\perp_{T^*} Y \mid Z$, because of the edge between X and Y in T^* . So we have at least one CI-statement difference between T' and T^* . For the second difference, there are two cases how Z is connected to X in T^* .

1. If Y lies between X and Z , i.e. $X - Y - Z$ we get $X \not\perp_{T'} Z \mid Y$ but $X \perp_{T^*} Z \mid Y$.
2. If X lies between Y and Z , i.e. $Z - X - Y$ we get $Z \not\perp_{T'} Y \mid X$ but $Z \perp_{T^*} Y \mid X$.

So in any case we have another difference between T^* and T' .

W.l.o.g. we can assume that Z is the node closest to X on the path between X and Y , i.e. the node that has a direct edge to X . Now let W be another node (which exists, because $n > 3$). There are three cases how this node can be connected to X along the unique path in T' .

1. If Y is between Z and W , i.e. if we have

$$X - Z - Y - W.$$

Then we have $X \perp_{T'} W \mid Z$ but $X \not\perp_{T^*} W \mid Z$, since in T^* we had the direct edge from X to Y .

2. If Y does not lie on the paths between X and W and X not on the one between Y and W , i.e. if we have the structure in fig. 6, we will further subdivide this into two subcases depending on T^* .

(a) In T^* we have Y between X and W , i.e. $X - Y - W$. Then $X \not\perp_{T'} W \mid Y$ but $X \perp_{T^*} W \mid Y$.

(b) In T^* we have X between Y and W , i.e. $W - X - Y$. Then we have $Y \not\perp_{T'} W \mid X$ but $Y \perp_{T^*} W \mid X$.

3. If X is between W and Y , i.e.

$$W - X - Z - Y.$$

Then this case works symmetrically to the first one.

Since we chose W arbitrarily, we can repeat this for every node other than X, Y, Z . This means, we get $n - 3$ more contradictions between the independence model of T^* and T' . So overall we have $n - 1$ CI-statements where T' and T^* disagree. So even if T' fits all the $\lfloor \frac{n-1}{2} \rfloor$ tests where T^* and M differ, it will also differ by another $\lceil \frac{n-1}{2} \rceil$ statements from T^* and therefore also from M . This is a contradiction to eq. (1).

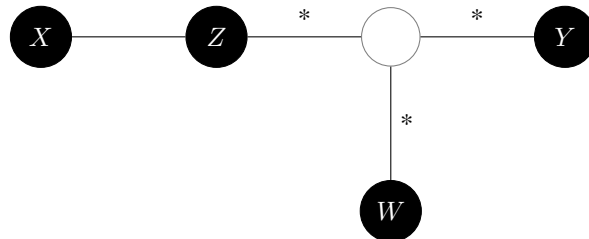


Figure 6: Visualization how the node W from the proof of proposition 3 can be connected to X and Y in case 2 of the proof.

PROOF (PROOF OF PROPOSITION 4) Let $G^* \in \mathcal{G}$ be a graphical model and M be an independence model that is Markovian and faithful to G^* . Then by definition we have $M = M_{G^*}$. This means $\text{MD}(M, G^*) = 0$ and since the Markov-distance is non-negative, surely $\text{MD}(M, G^*) \leq \text{MD}(M, G)$ for any DAG G . To see that there are cases where MMD holds but M is not faithful to any DAG, consider again example 8. For faithfulness, a graph G would have to contain no edge between X_1 and X_2 . But then the dependence $X_1 \not\perp X_2$ would violate the Markov property. Therefore, there is no DAG that is Markovian and faithful to the given independence model, yet MMD holds.

C ADDITIONAL EXAMPLES

Example 10 (Wrong Collider-Structure) In this example we assume we want to find a graph using the PC algorithm Pearl [2009]. Consider the family of graphs depicted in fig. 7a. Assume there are nodes Z and X_i for $i = 0, \dots, k \in \mathbb{N}_{>1}$. Further assume all CI-test results are Markovian and faithful to the graph, except for

$$X_0 \perp\!\!\!\perp Z.$$

Then the algorithm would wrongly detect a collider structure between X_0, X_1 and Z , as X_1 is not in the separating set of X_0 and Z . Then, by application of Meek rules [Meek, 1995], this orientation propagates along the path. As in the true graph there is no collider between X_2, X_1 and X_0 , the triplet will not be oriented as collider and by Meek rule R1 the edge $X_1 - X_2$ will become $X_1 \rightarrow X_2$. The same argument holds for all further X_{i+1}, X_i with $i > 2$, which will cause the algorithm to orient the whole chain of X_i the wrong way around, as visualized in fig. 7b. In other words, a single false CI-statement might cause $k + 1$ wrongly directed edges.

If the purpose of the graphical model is simply a concise representation of the CI-statements in the data, this might be acceptable. But if the model is interpreted e.g. as a causal model and it is used in some downstream task, this might be worrisome. Although graph discovery is already algorithmically expensive, in such cases a practitioner might be willing to incur an additional computational overhead to make the results more robust.

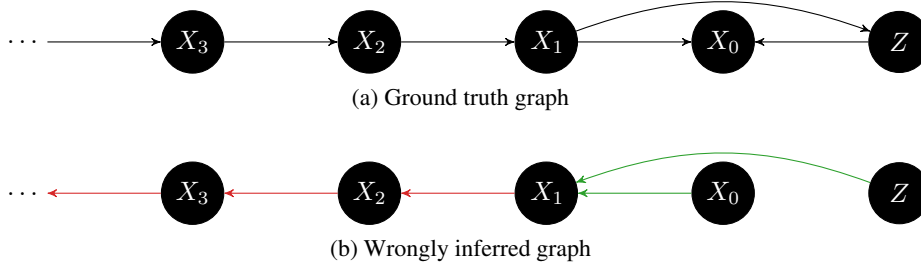


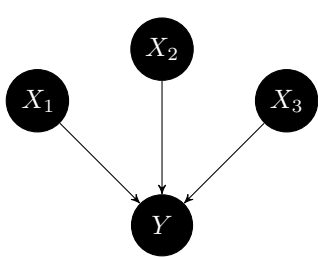
Figure 7: When the collider-structure $X_0 \rightarrow X_1 \leftarrow Z$ is wrongly identified, all edges $X_{i+1} \rightarrow X_i$ will be oriented the wrong way around.

Example 11 (PC results can be non-Markovian) Suppose we have an independence model that is Markovian and faithful to the graph in fig. 8a, except for the dependence $X_1 \not\perp\!\!\!\perp X_3$ and the independence $X_1 \perp\!\!\!\perp X_3 \mid Y$. Further, suppose we want to recover this graph with the PC algorithm. In the first round of the algorithm, it will conduct all marginal independence tests. This will give us the intermediate skeleton in fig. 8b. In the following rounds, the algorithm will conduct all tests with conditioning set of size one and two, which will result in the graph in fig. 8c. But now in the orientation phase, we have conflicting evidence for the existence of colliders and depending on how exactly the algorithm resolves them, we will get different results. E.g. in the default implementation in `causal-learn` [Zheng et al., 2024] the algorithm simply picks the first orientation according to the (non-predetermined) ordering in which it conducts the CI-tests. Suppose, the algorithm first checks whether the unshielded triplet $X_1 - Y - X_2$ is a collider. This is the case, as Y is not in the separation set of X_1 and X_2 , which is the empty set. The same holds for X_2 and X_3 . If the algorithm sticks with these orientations, it ignores that Y is indeed member of all separating sets of X_1 and X_3 . Therefore, it would output the graph in fig. 8a. But note, that this graph does imply $X_1 \perp\!\!\!\perp X_3$ which does not hold in our independence model. It can be checked (e.g. with `Z3`) that the CI-tests that we used are indeed a valid Graphoid.

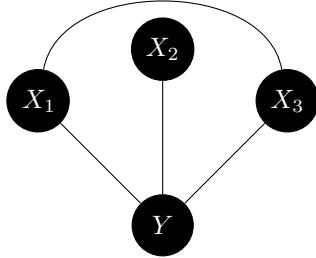
D EXPERIMENTAL DETAILS

The source code for the experiments can be found under <https://github.com/PhilippFaller/RedundancyInGraphDiscovery>.

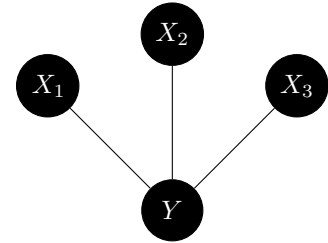
For the experiment in fig. 5a we first generate a DAG with four nodes according to an Erdős-Rényi model with edge probability $1/2$. We then uniformly draw coefficients for a linear structural equation model [Pearl, 2009] from $(-1, -0.1] \cup [0.1, 1)$. For each variable we add Gaussian noise with zero mean and unit variance. We generate 300 samples for each dataset. Then, we randomly permute a list containing all triplets in $\text{CI}(\mathbf{V})$, where \mathbf{V} is the set of nodes. For every triplet



(a) PC will output this graph, even when the independence model contains $X_1 \not\perp\!\!\!\perp X_3$ and $X_1 \perp\!\!\!\perp X_3 \mid Y$. But then the graph is not Markovian to the given input.



(b) Intermediate skeleton that PC finds after conducting all marginal independence tests.



(c) Final skeleton that PC finds before orienting the edges.

Figure 8: This example illustrates how the PC algorithm arrives at a graph that contradicts a dependence statement used as input to the algorithm.

(X, Y, \mathbf{Z}) in this list we conduct a Fisher Z test for independence, implemented in `causal-learn` [Zheng et al., 2024]. We also check with the \mathbb{Z}_3 SMT solver [De Moura and Bjørner, 2008] whether the result of $\text{CI}(X, Y \mid \mathbf{Z})$ follows from the previously conducted tests (with α -threshold 0.01) via Graphoid axioms. If so, we add the p -value of the test to either the list of implied dependences or independences, respectively to the Graphoid implication. We repeat the same experiment 16 times and keep adding the p -values to the same lists. The plot shows these two lists of p -values and α .

For the experiment in fig. 5b we generate two kinds of dataset, one generated by a DAG and the other one by an undirected graphical model. The ground truth graphs can be seen in fig. 9. All variables are binary. For the DAG, we draw coefficients for the conditional distributions of each variable given all possible values of their parents. We then recursively sample the values along the topological ordering of the graph, starting from W . We drew $P(X = 1 \mid W = 0)$, $P(Y = 1 \mid W = 0)$, $P(Z = 1 \mid X = 0, Y = 0)$ and $P(Z = 1 \mid X = 1, Y = 1)$ uniformly from $[0.3, 0.7)$ and then set

$$\begin{aligned} P(X = 1 \mid W = 1) &= 1 - P(X = 1 \mid W = 0) \\ P(Y = 1 \mid W = 1) &= 1 - P(Y = 1 \mid W = 0) \\ P(Z = 1 \mid X = 0, Y = 1) &= 1 - P(Z = 1 \mid X = 0, Y = 0) \\ P(Z = 1 \mid X = 1, Y = 0) &= 1 - P(Z = 1 \mid X = 1, Y = 1). \end{aligned}$$

For the undirected model, we used the `pgmpy` package [Ankan and Textor, 2024]. For each edge $X - Y$ in the graph, we add a factor ϕ to a factor graph model, where we pick the value $\phi(X = 0, Y = 0)$ and $\phi(X = 1, Y = 1)$ uniformly from $[0.1, 0.3)$ and set

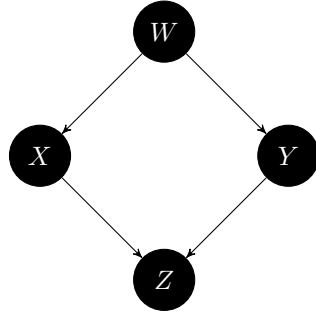
$$\begin{aligned} \phi(X = 0, Y = 1) &= 1 - \phi(X = 0, Y = 0) \\ \phi(X = 1, Y = 0) &= 1 - \phi(X = 1, Y = 1). \end{aligned}$$

We then draw the distribution using Gibbs sampling with the default parameters of `pgmpy`. Note, that neither of the graphs' independence models is Markovian and faithful to the other. For each dataset we generated 300 samples.

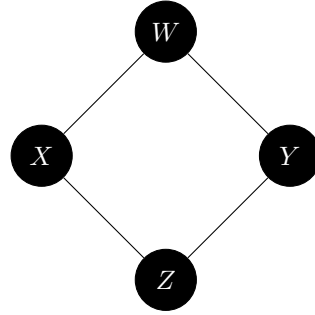
We then use the tests described in theorems 1 and 2 to construct an undirected graphical model and a DAG on each dataset, where we used the χ^2 -test implemented in `causal-learn` with α -threshold 0.01.

Finally, we identify purely graphically redundant tests using proposition 2. We conduct these tests and report the fraction of CI-tests, where the graphical implication contradicts the empirical test result. After conducting a test, we add it to the set of previously conducted tests. We repeated the experiment 1000 times.

For fig. 5c we first pick a random spanning tree with four nodes. To this end we initialise a matrix with uniformly distributed numbers from $[0, 1)$, interpret it as adjacency matrix of a weighted graph and find a maximum weight spanning tree using Kruskal's algorithm. We then pick a node as root uniformly at random and orient all edges away from the root in a depth-first search to get a Markov-equivalent DAG. Then we can recursively draw samples from this graph. As before, we uniformly



(a) Ground truth for the DAG datasets in fig. 5b.



(b) Ground truth for the undirected graph datasets in fig. 5b.

Figure 9: Ground truth graphs for the experiment in fig. 5b.

pick coefficients for a linear structural causal model from $(-1, -0.1] \cup [0.1, 1)$ and draw noise from a standard normal distribution. For each dataset we generate 1000 samples.

To find the underlying tree under the MMD assumption, we conduct all CI-tests in the set S from proposition 3 using the Fisher Z test from `causal-learn` with α -threshold 0.01. We calculate the Markov-distance w.r.t. S for all possible spanning trees over the nodes.

As a baseline we consider a simplified version of the PC algorithm. This way, we only use tests of the same conditioning set size and can rule out that the difference is due to the statistical condition of the problem. First, we skip the initial phase, where PC would conduct all marginal independence tests, as in a spanning tree all nodes are dependent anyway. We then proceed with the tests with a single conditioning variable as usual. Since in the limit of infinite data, these tests are already sufficient to identify the graph, we do not consider larger conditioning sets. Further, we stop once the current graph is a tree, as any further CI-tests could only violate the spanning property.

For each of the resulting graphs we calculate the structural Hamming distance [Tsamardinos et al., 2006], i.e. the number of differing edges, to the ground truth graph and also record for each dataset the difference between the two SHD scores. We repeat the experiment for 1000 datasets.

All experiments were run on an Apple M3 Pro processor with 18 GB RAM. The experiment for fig. 5a took roughly a day while the other experiments finished in a couple of minutes.