

Contrastive Learning for Robust Representations of Neutrino Data

Alex Wilkinson*

*University College London, London, WC1E 6BT, United Kingdom and
University of Warwick, Coventry, CV4 7AL, United Kingdom.*

Radi Radev†

*CERN, The European Organization for Nuclear Research, CH-1211 Meyrin, Switzerland and
Federal Office of Meteorology and Climatology MeteoSwiss, CH-8058 Zurich, Switzerland.*

Saúl Alonso-Monsalve‡

ETH Zürich, Institute for Particle Physics and Astrophysics, CH-8093 Zurich, Switzerland.

(Dated: February 12, 2025)

In neutrino physics, analyses often depend on large simulated datasets, making it essential for models to generalise effectively to real-world detector data. Contrastive learning, a well-established technique in deep learning, offers a promising solution to this challenge. By applying controlled data augmentations to simulated data, contrastive learning enables the extraction of robust and transferable features. This improves the ability of models trained on simulations to adapt to real experimental data distributions. In this paper, we investigate the application of contrastive learning methods in the context of neutrino physics. Through a combination of empirical evaluations and theoretical insights, we demonstrate how contrastive learning enhances model performance and adaptability. Additionally, we compare it to other domain adaptation techniques, highlighting the unique advantages of contrastive learning for this field.

I. INTRODUCTION

High-energy physics simulations, which primarily rely on Monte Carlo (MC) methods, constitute the primary source for training machine learning (ML) algorithms in particle physics. The reason is that they provide “labelled” data and allow for the generation of large sample sizes at an affordable computational cost. However, simulations are generally far from ideal, with imperfections arising from uncertainties in theoretical models, approximations in the physics processes, and detector effects that are not fully accounted for in the simulations. As a result, detector data and MC simulations often come from different underlying distributions [1, 2].

Neutrino physics is no exception to this practice, as it also relies heavily on simulations, where some unknowns in the model must be parametrised [3–5]. To address these challenges, it is essential to design models that are invariant to these parameters where possible and to characterise the dependence of the models on these parameters when invariance cannot be achieved. Moreover, there will inevitably be “unknown unknowns” (i.e., systematic effects or mismodellings that are not anticipated), and efforts can still be made to identify ways in which detector data can be leveraged to mitigate the impact of these unknowns on model performance.

In contrast to collider experiments, simulated samples in neutrino oscillation experiments typically consist of data in the form of images, representing the signature of

the particles produced by a neutrino interaction in the detector; thus, the ML algorithms preferred for analysing such data primarily come from the family of computer vision techniques [6–8]. In this paper, we study the application of contrastive learning of visual representations, based on the SimCLR framework [9], to tackle the data-MC discrepancy in neutrino physics. Physics inspired transformations and variations of detector systematic uncertainties are applied to realistic simulations of neutrino detectors to model the presence of distinct data-MC distributions. We employ a contrastive pretraining stage to learn robust representations of the data followed by a task-specific fine-tuning with labelled simulation.

The rest of the paper is organised as follows: Section II provides an overview of contrastive learning and the state-of-the-art, while Section III describes the methodology followed. Section IV describes the datasets used, Section VI presents the experimental results, and Section VII summarises the main findings and outlines directions for future work.

II. CONTRASTIVE LEARNING

One of the primary difficulties in ML lies in training models capable of robust generalisation to unseen data, particularly when originating from distributions distinguishable from the training data [10–12]. This challenge pervades various domains, including neutrino physics, where models are typically trained via supervised learning on extensive simulated datasets and subsequently assessed on unlabelled experimental events from physical detectors [13, 14]. Traditional methods for achieving generalisation entail employing regularisation techniques

* alex.j.wilkinson@warwick.ac.uk

† radi.radev@meteoswiss.ch

‡ salonso@ethz.ch

(e.g., weight decay, dropout, or normalisation layers) and figuring out an optimal balance between training data volume and model complexity [15, 16]. However, while explicit regularisation proves beneficial, it may not suffice, leaving models prone to poor generalisation when confronted with target distributions divergent from the training one [17, 18].

Domain adaptation techniques aim to improve the generalisation of models by transferring knowledge from a well-labelled source domain to a target domain characterised by limited or absent labelled data [19–21]. These methods can be broadly categorised into feature-based approaches, which align the feature distributions between the two domains, and adversarial methods, which use domain classifiers to learn domain-invariant representations. Techniques such as domain-adversarial training [22], maximum mean discrepancy [23], and other regularisation-based methods have shown success in reducing domain gaps. A more abstract and complementary paradigm is meta-learning, enabling models to learn how to adapt quickly to new tasks or domains with minimal data. By learning meta-knowledge across tasks, meta-learning techniques can further enhance domain adaptation strategies, particularly in scenarios with limited labelled data from the target domain [24–26].

More recently, contrastive learning has regained significant attention as a powerful approach for domain adaptation by leveraging data augmentations and similarities between data points to learn robust, transferable representations [27–29]. By encouraging the alignment of similar samples while separating dissimilar ones, contrastive learning is particularly well-suited for addressing discrepancies between domains, such as the data-MC mismatch in high-energy and neutrino physics.

In the early days of contrastive learning, a siamese architecture was employed to generate embedding vectors E_{x_i} and E_{x_j} from two inputs x_i and x_j , respectively. A contrastive loss [30] was then used to minimise the distance between E_{x_i} and E_{x_j} if they belonged to the same class, and to maximise it otherwise. This methodology was later extended with the triplet loss [31], where, instead of working with pairs of embeddings (E_{x_i}, E_{x_j}) that could belong to the same class or not, each example x was accompanied by a positive sample x^+ (from the same class as x) and a negative sample x^- (from a different class than x). The triplet loss simultaneously minimises the distance between the embeddings of x and x^+ while maximising the distance between the embeddings of x and x^- .

As the field of contrastive learning progressed, these earlier methods were refined to improve scalability and training efficiency. Traditional pair-based and triplet-based methods required careful sampling of positive and negative pairs, which could become computationally expensive and suboptimal when applied to large datasets. To address these challenges, more recent approaches introduced large-scale contrastive frameworks that rely on data augmentations and large batches to construct posi-

tive and negative pairs dynamically. The approach used in this paper is SimCLR [9], a self-supervised contrastive learning method that removes the need for explicit labels by leveraging data augmentations to generate positive pairs.

In SimCLR, positive pairs are created by applying different augmentations (e.g., random rotations, cropping, or colour distortion) to the same input x , while all other samples in the batch act as negative pairs. A contrastive loss, such as the NT-Xent loss [32], is used to bring the embeddings of positive pairs closer together while pushing the embeddings of negative pairs apart. This approach significantly simplifies contrastive learning by leveraging the diversity of augmentations and large-batch training, enabling the learning of high-quality representations without the need for explicit class labels.

These developments have contributed to the rise of self-supervised learning, which trains models on large, unlabelled datasets to extract generalisable features. Frameworks such as SimCLR, MoCo [33], or BYOL [34] exemplify methodologies that allow models to learn visual representations in a contrastive manner. When trained on sufficiently diverse and large datasets, models obtained through such methodologies can serve as foundation models capable of being fine-tuned for a variety of downstream tasks, including domain adaptation in experimental physics.

III. METHOD

We consider unsupervised and supervised contrastive learning approaches for the task of reconstruction on realistic high-resolution 3D neutrino detector simulation. These approaches enable an encoder network $f_\theta(\cdot)$ to learn a robust representation h of the data, captured in its weights θ . These representations h can then be leveraged for downstream tasks by fine-tuning the network using labelled data (Figure 1).

Although our method generalises to various input modalities, in this work, each event (example) x is represented by two tensors: a coordinate tensor $c \in \mathbb{R}^{N \times 3}$ containing the 3D spatial locations of N voxels, and a feature tensor $v \in \mathbb{R}^{N \times M}$ containing their corresponding values across M modalities. Our trained network ensures that our extracted representation remains robust, i.e., $f(c, v) \approx f(\mathcal{T}(c, v))$, where \mathcal{T} represents the set of augmentations applied.

To fine-tune the network, we first freeze the backbone $f_\theta(\cdot)$ pretrained during the contrastive learning; then we train a small classifier on the features extracted from this backbone - we found the choice of architecture for this classifier to have minimal impact on performance. In all experiments, we used logistic regression implemented using `LogisticRegression` from `scikit-learn` [35].

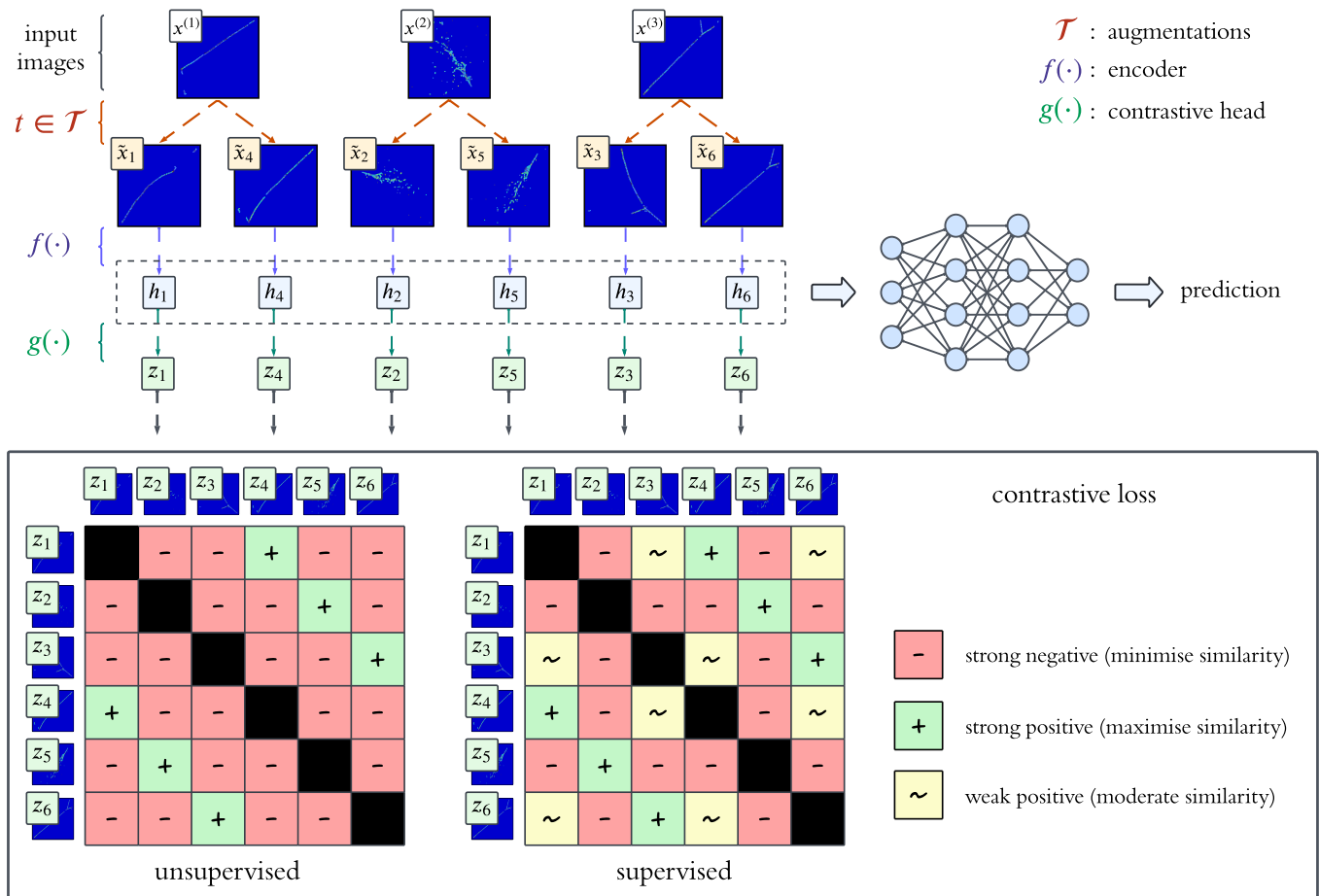


FIG. 1: Diagram illustrating the method for contrastive learning applied to neutrino images. The approach involves augmentations \mathcal{T} of input images, processing through an encoder $f(\cdot)$ that maps the inputs to a latent representation space h_i , and a contrastive head $g(\cdot)$ that further transforms these representations h_i into z_i for the contrastive objective. In unsupervised contrastive loss, pairs are formed solely based on augmented views of the same data point, without relying on class labels. In contrast, supervised contrastive loss leverages labels to guide the formation of positive (same event), moderate (different event, same class), and negative pairs (different class), enabling improved representation learning. The latent representations h_i are then used as robust inputs for a classifier neural network.

A. Architecture

Neutrino data - especially collected from a 3D detector, such as pixelated liquid argon time projection chamber (LAR-TPC) [36] and segmented scintillators [37] considered in this work, is extremely sparse [38]. Naively applying conventional deep learning methods that rely on 3D convolutions or other gridded methods is infeasible due to the immense memory and compute requirements to process the high-resolution data (e.g., 500^3 voxels) present in these detectors.

When processing highly sparse, high-resolution neutrino detector data, three primary approaches emerge: graph-based methods, point-cloud representations, and sparse voxel grids. Neutrino graph-based approaches present ambiguity when defining the connectivity in the initial graph. Point-cloud approaches require transform-

ing the naturally voxelised detector data into point representations, thus introducing unnecessary complexity. The inherent voxelised structure of data acquisition in segmented scintillator and LAR-TPC detector systems naturally favours a voxelised representation over alternatives. This alignment with detector readout, combined with demonstrated success across multiple experiments, has established sparse voxel methods as the standard approach in neutrino physics deep learning applications [39–42].

We base our encoder architecture on ConvNeXt V2 [43]. ConvNeXt V2 was originally designed as a masked asymmetric autoencoder, where the decoder is discarded after pre-training and a classification head is fine-tuned; however, in our approach, we sacrifice its autoencoder nature and instead employ contrastive learning during pre-training. During the training of the contrastive learning

model an MLP is added to compute the feature similarity for the contrastive losses - Equations 1 and 2. Following the SimCLR methodology, this MLP is removed during the fine-tuning phase.

All our models are implemented using a custom version ¹ of `MinkowskiEngine` - a deep learning framework built on top of `Pytorch` with efficient kernels for processing highly sparse voxelised data [45, 46]. The code used to generate the results presented in Sec. VI is available at: <https://github.com/radiradev/contrastive-neutrino>.

Using our encoder backbone, we consider unsupervised and supervised versions of contrastive learning [9, 47]. The same encoder backbone with a learned representation h of dimension 768 is used for all architectures considered in our experiments. Training is performed with a large batch size of 672 to maximise the number of negative pairs in each iteration.

B. Unsupervised

During the pre-training phase, unsupervised contrastive learning as in SimCLR [9] is trained purely on data without labels, and the labels are only used during the fine-tuning phase. Formally, the loss function is defined as:

$$\mathcal{L}_{\text{SimCLR}} = -\log \frac{\exp(\text{sim}(\mathbf{z}_i, \mathbf{z}_j)/\tau)}{\sum_k \mathbb{1}_{[k \neq i]} \exp(\text{sim}(\mathbf{z}_i, \mathbf{z}_k)/\tau)}, \quad (1)$$

where $\text{sim}(\mathbf{z}_i, \mathbf{z}_j)$ denotes the cosine similarity between representations \mathbf{z}_i and \mathbf{z}_j , and τ is a temperature parameter. This loss is aggregated over all positive pairs (i, j) in a batch.

Since labels are not utilised in the pre-training phase, it can be applied to data from the target distribution. This ensures the features learned by the encoder network are not particular to the training distribution used for fine-tuning, facilitating a domain adaptation.

C. Supervised

To incorporate class information into the contrastive loss, a supervised contrastive loss function can be employed [47]. This extends the SimCLR loss by utilising label information to group samples of the same class while separating samples of different classes. The supervised contrastive loss for a given anchor sample i is defined as:

$$\mathcal{L}_{\text{sup}} = -\log \frac{\sum_j \mathbb{1}_{[y_i=y_j]} \alpha \exp(\text{sim}(\mathbf{z}_i, \mathbf{z}_j)/\tau)}{\sum_j \exp(\text{sim}(\mathbf{z}_i, \mathbf{z}_j)/\tau)}, \quad (2)$$

¹ The version of `MinkowskiEngine` used includes a custom CUDA kernel for depth-wise convolutions [44]: <https://github.com/shwo093/MinkowskiEngine>. The docker image used can be found here: https://hub.docker.com/r/radiradev/minkowski-torch1.12_final.

where y_i and y_j denote the labels of samples i and j , and α is a weighting factor balancing contributions from same-class positives with same-image positives (set to 1 in our experiments). The numerator aggregates contributions from all same-class positive pairs of the anchor sample, weighted by α , while the denominator considers all pairs of the anchor sample. This loss is aggregated over all anchor samples i in the batch.

By leveraging label information, the supervised contrastive loss explicitly encourages intra-class similarity and inter-class separation, providing a more structured representation for downstream tasks.

D. Extra: domain adversarial neural networks

To compare our results with other domain adaptation techniques, we selected the domain adversarial neural network (DANN) [22] due to its established applications in neutrino physics [41, 48]. DANN is a domain adaptation method that aims to minimise the discrepancy between the source and target domains by employing adversarial training. The architecture of DANN includes three main components: a feature extractor, a label predictor, and a domain classifier. The feature extractor learns a representation of the input data, while the label predictor is trained on labelled source data to predict task-specific labels - here, it shares the same architecture with the same backbone encoder used for contrastive cases. Simultaneously, the domain classifier is trained to distinguish between source and target domains. By applying a gradient reversal layer between the feature extractor and the domain classifier, the feature extractor is encouraged to generate domain-invariant features. This adversarial process aligns the feature distributions of the source and target domains, enabling effective domain adaptation.

IV. SIMULATED DATASETS AND AUGMENTATIONS

A. Pixelated LArTPC Detector

The dataset simulates the readout of a pixelated LArTPC detector. There are five simulated particle types (protons, pions, muons, photons, and electrons). These particles are simulated uniformly within the detector volume. All particle types except protons have an energy uniformly selected from the range [0.05, 1.00] GeV. Protons have an energy range of [0.05, 0.40] GeV. Realistic particle propagation within the detector is simulated using `edep-sim` [49], a `GEANT4` [50] wrapper, and the electronics response of the pixelated detector is simulated using `larnd-sim` [51]. Each event in the dataset x is a tensor $v \in \mathbb{R}^N$ containing ADC counts (related to the deposited energy of the detected particle) and their corresponding coordinates $c \in \mathbb{R}^{N \times 3}$.

The code to generate this dataset is available at: <https://github.com/radiradev/larpix-detector-sim>.

B. Segmented Scintillator Cube Detector

The dataset consists of simulated data for a three-dimensional fine-grain plastic scintillator detector with a size of $2 \times 2 \times 2 \text{ m}^3$. The detector is divided into $200 \times 200 \times 200$ cubic voxels of 1 cm^3 each, where each voxel acts as a sensor for scintillation light produced by traversing particles. Single-charged particles (protons, pions, muons, and electrons) with isotropic directions and uniform momentum distributions are simulated within the detector volume. Detector response simulation accounts for crosstalk, the leakage of scintillation light from one voxel into adjacent voxels, modelled with a 3% leakage probability per face. This publicly available dataset can be accessed at: <https://doi.org/10.5281/zenodo.10998285>.

V. AUGMENTATIONS

We use a series of augmentations during the training of the contrastive learning models, as well as when training a baseline classifier with augmentations. We apply the same augmentations to both datasets. These datasets were augmented using a series of transformations designed to introduce spatial and energy variations, simulating realistic conditions and improving model robustness. During training, for both the contrastive models and the classifier with augmentations, we randomly sample with replacement a series of three augmentations from a full set of augmentation transformations. The augmentations applied include: a rotation transformation that randomly rotates the spatial coordinates; a masking operation that randomly drops a fraction of the input points, effectively simulating partial data loss; an energy scaling augmentation that introduces voxel-wise energy shifts by scaling the feature values with random noise sampled from a normal distribution; a spatial translation transformation that displaces the input points by a random offset proportional to a predefined scale factor; and the identity transformation. These augmentations ensured compatibility with batched processing and scalable data handling.

We also experimented with augmentation via re-simulation of the detector response for the LArTPC dataset. We re-simulated events at the `larnd-sim` level, altering parameters related to the electric field, transverse and longitudinal diffusion and electron lifetime. However, when using these augmentations with realistic simulation parameter ranges, we found the augmentations to be too weak. In line with previous work (making the case for using *strong* augmentations) [9], our trained contrastive model using purely re-simulation was unable

to produce any useful features for downstream tasks. We also tried using re-simulation augmentations to create additional augmentations to complement the ones described in the previous paragraph. This resulted in marginal gains even when evaluated on samples that had undergone re-simulation with the same altered parameters as used in the augmentations. Given the significant computational requirement, we advocate against the use of re-simulation for augmentations in this use case.

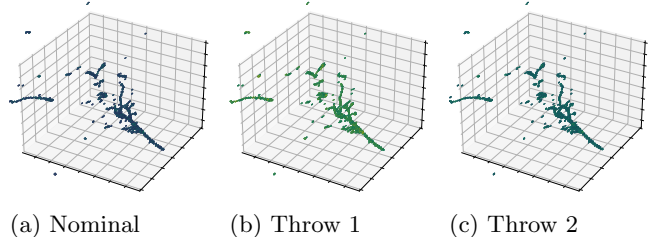


FIG. 2: Examples of thrown electronics response parameters for an electron event of the LArTPC dataset. The effect is a composition of ADC scaling, dropping of voxels, and shifting of voxel positions.

VI. EXPERIMENTAL RESULTS

For the LArTPC dataset, the trained models were evaluated on several *throws*, datasets simulated using detector parameters that have been shifted from the nominal values used to generate the training dataset. The throws are intended to emulate data from a target distribution that is distinct from the training distribution. In Table I, we present the detector simulation parameters that were varied to produce the thrown evaluation datasets. The parameters represent uncertainty in the electronic response of the detector and in several noise sources. The parameters for a throw are randomly sampled from a normal distribution centred on the nominal value and with the width listed in the table. An example of the effect of such throws is shown in Figure 2. The altered detector simulation parameters have a significant effect on superficial properties of the event while leaving the topology largely unchanged. Figure 3 shows, for the LArTPC dataset, how the accuracies of the considered methods are affected by varying the detector parameters shown in Table I.

We evaluated the robustness of four different approaches: a classifier with augmentations, unsupervised contrastive learning, supervised contrastive learning, and DANN. Under nominal conditions, the classifier with augmentations achieved the highest performance at 87.3%, followed closely by our proposed method based on supervised contrastive learning (87.0%). The unsupervised contrastive learning approach resulted in a 3% drop in accuracy due to its inability to utilise the label information present in the dataset during the pre-training

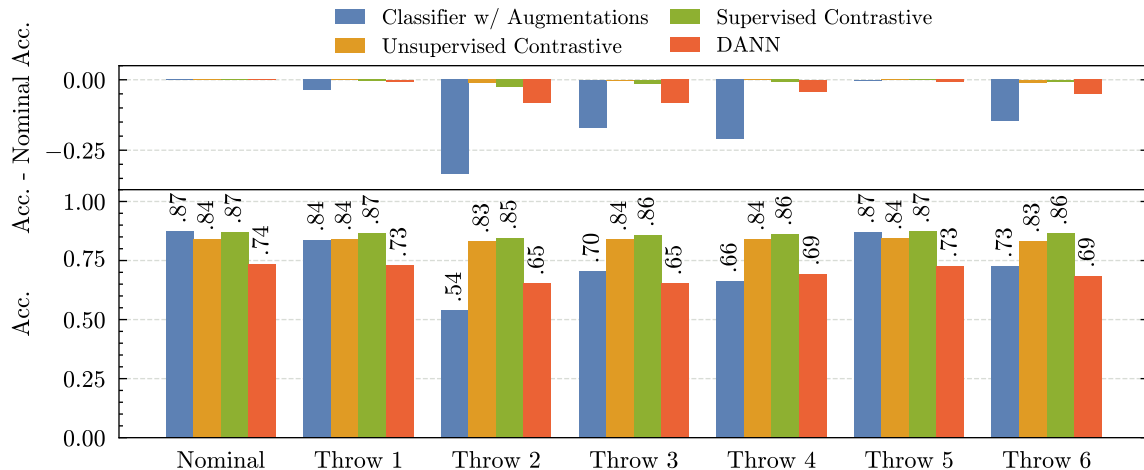


FIG. 3: Bar chart of test accuracy of our methods - unsupervised and supervised contrastive learning, compared to DANN and a classifier with training data augmentations. Nominal indicates the test accuracy of the models using the same detector simulation parameters used in training (i.e., no distribution shift). During testing, these methods are evaluated on various data throws - shifts in detector simulation parameters chosen randomly as shown in Table I.

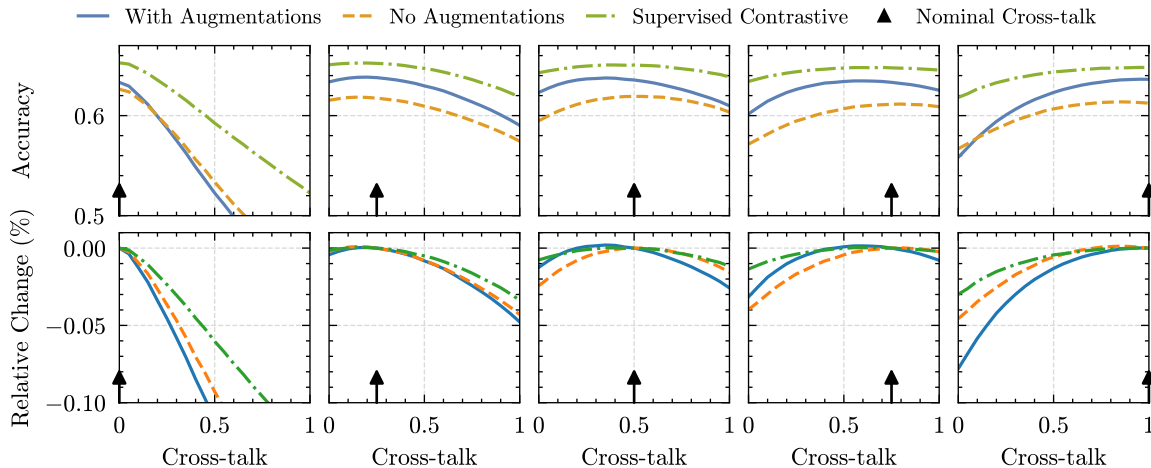


FIG. 4: Top: Accuracy of our proposed method - supervised contrastive learning compared to classifier with and without augmentations on the scintillator detector dataset. Bottom: Relative change from nominal (training) level of cross-talk to the current (testing) cross-talk level. Nominal cross-talk is the level that was used to train the model. The models are evaluated on increments of 0.05 cross-talk ranging from no cross-talk to the maximum level of 1.00.

phase. The DANN approach led to a substantial performance decline, reaching only 74%, primarily due to the challenges in the adversarial training and the limited availability of diverse training examples for each throw.

The supervised contrastive method exhibited remarkable stability across all parameter variations, maintaining accuracy within the 84.5–87.3% range. In contrast, the classifier with augmentations demonstrated significant sensitivity to parameter variations, particularly in Throw2, where its performance dropped sharply to 54%, corresponding to a 33% decrease from its nominal performance. The unsupervised contrastive approach showed consistent performance across all variations, with accu-

racies ranging from 83.0–84.1%. DANN consistently performed below the other methods, with accuracies ranging from 65.3–73.5%, indicating robustness but at the cost of significantly reduced accuracy across all parameter variations.

In Figure 4, we summarise the results of our proposed method on the scintillator detector dataset. Our method, based on supervised contrastive learning, is compared against a classifier using the same architecture. The classifier is evaluated under two conditions: (i) without augmentations during training, and (ii) with the same augmentations applied in the contrastive learning pre-training setup. We generate datasets with different

TABLE I: Parameter variations used in the simulation of detector response. Throw 1σ shows the (\pm) percentage variation from the nominal value at one standard deviation.

Parameter	Throw 1σ
Gain	2%
Buffer Risetime	10%
Common-mode Voltage	2%
Reference Voltage	2%
Pedestal Voltage	20%
Reset Noise	10%
Uncorrelated Noise	10%
Discriminator Noise	10%
Discriminator Threshold	2%

levels of cross-talk by masking out fractions of the detector response induced by cross-talk in the simulation. We train separate models for each cross-talk level and evaluate these models across all cross-talk levels. The supervised contrastive learning model consistently outperforms the baseline classifier models, both with and without augmentations. Moreover, the contrastive setup maintains superior accuracy as the cross-talk level varies, highlighting that the extracted features are more dependent on the fundamental physical properties of the particle interactions generating the events. In contrast, the classifier-based approach appears less robust, potentially indicating that its features are more sensitive to specific properties of the detector simulation.

These results strongly suggest that contrastive learning approaches, particularly the supervised variant, provide enhanced stability against detector simulation variations compared to traditional deep learning classification methods. The study of both unsupervised and supervised approaches indicates that it is the contrastive learning approach, rather than the ability to pre-train on an unlabelled target distribution as in the unsupervised case, that results in representations robust to distribution shifts. This increased stability is particularly valuable in high-energy physics and related domains, where minor variations in detector conditions can significantly

impact model performance. By leveraging contrastive learning, we can ensure that learned representations generalise more effectively across varying conditions, thereby reducing the risk of model performance degradation due to distribution shifts.

VII. CONCLUSION

In this study, we applied contrastive learning methods to tackle the challenge of differences between simulated and real detector data in neutrino physics. Our results show that contrastive learning improves model robustness against changes in detector conditions, maintaining stable and high performance even when parameters vary. This approach outperformed traditional methods, such as classifiers with augmentations and DANNs. We found that robust representations can be generated with contrastive learning using scalable and generic augmentations and without requiring pre-training on unlabelled data from the target distribution.

The success of contrastive learning in creating flexible and reliable features makes it a valuable tool for experimental physics, especially in fields where uncertainties in modelling are common. Future research could explore how to combine contrastive learning with other advanced techniques and expand its use to larger datasets or other areas of particle physics.

Overall, our findings highlight contrastive learning as a promising strategy for building models that perform well under complex and uncertain conditions.

ACKNOWLEDGMENTS

We would like to thank Cristóvão Vilela and Stephen Dolan for their feedback and ideas during early stages of this work.

This research used resources of the National Energy Research Scientific Computing Center (NERSC), a Department of Energy Office of Science User Facility using award GenAI@NERSC-ERCAP0030533.

-
- [1] V. Daniel Elvira, Impact of detector simulation in particle physics collider experiments, *Physics Reports* **695**, 1 (2017), impact of Detector Simulation in Particle Physics Collider Experiments.
- [2] B. Nachman and C. Shimmin, Ai safety for high energy physics (2019), arXiv:1910.08606 [hep-ph].
- [3] N. M. Coyle, S. W. Li, and P. A. Machado, The impact of neutrino-nucleus interaction modeling on new physics searches, *Journal of High Energy Physics* **2022**, 1 (2022).
- [4] A. Ershova, S. Bolognesi, A. Letourneau, J.-C. David, S. Dolan, J. Hirtz, K. Niewczas, J. T. Sobczyk, A. Blanchet, M. B. Avanzini, *et al.*, Study of final-state interactions of protons in neutrino-nucleus scattering with incl and nuwro cascade models, *Phys. Rev. D* **106**, 032009 (2022).
- [5] A. Ershova *et al.*, Role of deexcitation in the final-state interactions of protons in neutrino-nucleus interactions, *Phys. Rev. D* **108**, 112008 (2023), arXiv:2309.05410 [hep-ph].
- [6] A. Aurisano, A. Radovic, D. Rocco, A. Himmel, M. D. Messier, E. Niner, G. Pawloski, F. Psihas, A. Sousa, and P. Vahle, A convolutional neural network neutrino event classifier, *Journal of Instrumentation* **11** (09), P09001.
- [7] B. Abi, R. Acciarri, M. Acero, G. Adamov, D. Adams, M. Adinolfi, Z. Ahmad, J. Ahmed, T. Alion, S. Alonso Monsalve, *et al.* (DUNE), Neutrino interac-

- tion classification with a convolutional neural network in the DUNE far detector, *Physical Review D* **102**, 10.1103/physrevd.102.092003 (2020).
- [8] S. Alonso-Monsalve, D. Sgalaberna, X. Zhao, A. Molines, C. McGrew, and A. Rubbia, Deep-learning-based decomposition of overlapping-sparse images: application at the vertex of simulated neutrino interactions, *Communications Physics* **7**, 173 (2024).
- [9] T. Chen, S. Kornblith, M. Norouzi, and G. Hinton, A simple framework for contrastive learning of visual representations (2020), arXiv:2002.05709 [cs.LG].
- [10] O. Bousquet and A. Elisseeff, Stability and generalization, *J. Mach. Learn. Res.* **2**, 499–526 (2002).
- [11] H. Xu and S. Mannor, Robustness and generalization, *Machine learning* **86**, 391 (2012).
- [12] Y. Y. Bay and K. A. Yearick, Machine learning vs deep learning: The generalization problem (2024), arXiv:2403.01621 [cs.LG].
- [13] F. Psihas, M. Groh, C. Tunnell, and K. Warburton, A review on machine learning for neutrino experiments, *International Journal of Modern Physics A* **35**, 2043005 (2020), <https://doi.org/10.1142/S0217751X20430058>.
- [14] G. Karagiorgi, G. Kasieczka, S. Kravitz, B. Nachman, and D. Shih, Machine learning in the search for new fundamental physics, *Nature Reviews Physics* **4**, 399 (2022).
- [15] I. Goodfellow, Y. Bengio, and A. Courville, Regularization for deep learning, *Deep learning*, 216 (2016).
- [16] J. Kukačka, V. Golkov, and D. Cremers, Regularization for deep learning: A taxonomy (2017), arXiv:1710.10686 [cs.LG].
- [17] C. Zhang, S. Bengio, M. Hardt, B. Recht, and O. Vinyals, Understanding deep learning (still) requires rethinking generalization, *Commun. ACM* **64**, 107–115 (2021).
- [18] L. Duan, D. Xu, and I. W.-H. Tsang, Domain adaptation from multiple sources: A domain-dependent regularization approach, *IEEE Transactions on Neural Networks and Learning Systems* **23**, 504 (2012).
- [19] S. Ben-David, J. Blitzer, K. Crammer, and F. Pereira, Analysis of representations for domain adaptation, in *Advances in Neural Information Processing Systems*, Vol. 19, edited by B. Schölkopf, J. Platt, and T. Hoffman (MIT Press, 2006).
- [20] A. Farahani, S. Voghoei, K. Rasheed, and H. R. Arabnia, A brief review of domain adaptation, in *Advances in Data Science and Information Engineering*, edited by R. Stahlbock, G. M. Weiss, M. Abou-Nasr, C.-Y. Yang, H. R. Arabnia, and L. Deligiannidis (Springer International Publishing, Cham, 2021) pp. 877–894.
- [21] G. Csurka, Domain adaptation for visual applications: A comprehensive survey (2017), arXiv:1702.05374 [cs.CV].
- [22] Y. Ganin, E. Ustinova, H. Ajakan, P. Germain, H. Larochelle, F. Laviolette, M. Marchand, and V. Lempitsky, Domain-adversarial training of neural networks, *Journal of Machine Learning Research* **17**, 2096–2030 (2016).
- [23] K. M. Borgwardt, A. Gretton, M. J. Rasch, H.-P. Kriegel, B. Schölkopf, and A. J. Smola, Integrating structured biological data by kernel maximum mean discrepancy, *Bioinformatics* **22**, e49 (2006), <https://academic.oup.com/bioinformatics/article-pdf/22/14/e49/48838711/bioinformatics.22.14.e49.pdf>.
- [24] T. Hospedales, A. Antoniou, P. Micaelli, and A. Storkey, Meta-learning in neural networks: A survey, *IEEE Transactions on Pattern Analysis and Machine Intelligence* **44**, 5149 (2022).
- [25] Y. Tian, X. Zhao, and W. Huang, Meta-learning approaches for learning-to-learn in deep learning: A survey, *Neurocomputing* **494**, 203 (2022).
- [26] K. Singh and D. Malhotra, Meta-health: learning-to-learn (meta-learning) as a next generation of deep learning exploring healthcare challenges and solutions for rare disorders: a systematic analysis, *Archives of Computational Methods in Engineering* **30**, 4081 (2023).
- [27] K. Shen, R. M. Jones, A. Kumar, S. M. Xie, J. Z. Haochen, T. Ma, and P. Liang, Connect, not collapse: Explaining contrastive learning for unsupervised domain adaptation, in *Proceedings of the 39th International Conference on Machine Learning*, Proceedings of Machine Learning Research, Vol. 162, edited by K. Chaudhuri, S. Jegelka, L. Song, C. Szepesvari, G. Niu, and S. Sabato (PMLR, 2022) pp. 19847–19878.
- [28] M. Thota and G. Leontidis, Contrastive domain adaptation, in *Proceedings of the IEEE/CVF Conference on Computer Vision and Pattern Recognition (CVPR) Workshops* (2021) pp. 2209–2218.
- [29] B. M. Dillon, G. Kasieczka, H. Olschlager, T. Plehn, P. Sorrenson, and L. Vogel, Symmetries, safety, and self-supervision, *SciPost Phys.* **12**, 188 (2022).
- [30] S. Chopra, R. Hadsell, and Y. LeCun, Learning a similarity metric discriminatively, with application to face verification, in *2005 IEEE Computer Society Conference on Computer Vision and Pattern Recognition (CVPR'05)*, Vol. 1 (2005) pp. 539–546 vol. 1.
- [31] F. Schroff, D. Kalenichenko, and J. Philbin, Facenet: A unified embedding for face recognition and clustering, in *2015 IEEE Conference on Computer Vision and Pattern Recognition (CVPR)* (2015) pp. 815–823.
- [32] K. Sohn, Improved deep metric learning with multi-class n-pair loss objective, in *Advances in Neural Information Processing Systems*, Vol. 29, edited by D. Lee, M. Sugiyama, U. Luxburg, I. Guyon, and R. Garnett (Curran Associates, Inc., 2016).
- [33] K. He, H. Fan, Y. Wu, S. Xie, and R. Girshick, Momentum contrast for unsupervised visual representation learning (2020), arXiv:1911.05722 [cs.CV].
- [34] J.-B. Grill, F. Strub, F. Altché, C. Tallec, P. H. Richemond, E. Buchatskaya, C. Doersch, B. A. Pires, Z. D. Guo, M. G. Azar, B. Piot, K. Kavukcuoglu, R. Munos, and M. Valko, Bootstrap your own latent a new approach to self-supervised learning, in *Proceedings of the 34th International Conference on Neural Information Processing Systems, NIPS '20* (Curran Associates Inc., Red Hook, NY, USA, 2020).
- [35] F. Pedregosa, G. Varoquaux, A. Gramfort, V. Michel, B. Thirion, O. Grisel, M. Blondel, P. Prettenhofer, R. Weiss, V. Dubourg, J. Vanderplas, A. Passos, D. Cournapeau, M. Brucher, M. Perrot, and E. Duchesnay, Scikit-learn: Machine learning in python, *J. Mach. Learn. Res.* **12**, 2825–2830 (2011).
- [36] A. Ereditato and A. Rubbia, The liquid argon tpc: a powerful detector for future neutrino experiments and proton decay searches, *Nuclear Physics B-Proceedings Supplements* **154**, 163 (2006).
- [37] A. Blondel, M. Bogomilov, S. Bordoni, F. Cadoux, D. Douqa, K. Dugas, T. Ekelof, Y. Favre, S. Fedotov, K. Fransson, *et al.*, The superfgd prototype charged particle beam tests, *Journal of Instrumentation* **15** (12), P12003.

- [38] C. Adams, K. Terao, and T. Wongjirad, Pilarnet: Public dataset for particle imaging liquid argon detectors in high energy physics, arXiv preprint arXiv:2006.01993 (2020).
- [39] L. Dominé, K. Terao, and D. Collaboration), Scalable deep convolutional neural networks for sparse, locally dense liquid argon time projection chamber data, *Physical Review D* **102**, 012005 (2020).
- [40] F. Drielsma, K. Terao, L. Dominé, and D. H. Koh, Scalable, end-to-end, deep-learning-based data reconstruction chain for particle imaging detectors, arXiv preprint arXiv:2102.01033 (2021).
- [41] M. Babicz, S. Alonso-Monsalve, S. Dolan, and K. Terao, Adversarial methods to reduce simulation bias in neutrino interaction event filtering at liquid argon time projection chambers, *Phys. Rev. D* **105**, 112009 (2022).
- [42] P. Abratenko *et al.* (The MicroBooNE Collaboration), Semantic segmentation with a sparse convolutional neural network for event reconstruction in microboone, *Phys. Rev. D* **103**, 052012 (2021).
- [43] S. Woo, S. Debnath, R. Hu, X. Chen, Z. Liu, I. S. Kweon, and S. Xie, Convnext v2: Co-designing and scaling convnets with masked autoencoders, in *Proceedings of the IEEE/CVF Conference on Computer Vision and Pattern Recognition* (2023) pp. 16133–16142.
- [44] F. Chollet, Xception: Deep learning with depthwise separable convolutions, in *Proceedings of the IEEE Conference on Computer Vision and Pattern Recognition (CVPR)* (2017).
- [45] C. Choy, J. Gwak, and S. Savarese, 4d spatio-temporal convnets: Minkowski convolutional neural networks, in *Proceedings of the IEEE Conference on Computer Vision and Pattern Recognition* (2019) pp. 3075–3084.
- [46] A. Paszke, S. Gross, F. Massa, A. Lerer, J. Bradbury, G. Chanan, T. Killeen, Z. Lin, N. Gimelshein, L. Antiga, *et al.*, Pytorch: An imperative style, high-performance deep learning library, *Advances in neural information processing systems* **32** (2019).
- [47] P. Khosla, P. Teterwak, C. Wang, A. Sarna, Y. Tian, P. Isola, A. Maschinot, C. Liu, and D. Krishnan, Supervised contrastive learning, *Advances in neural information processing systems* **33**, 18661 (2020).
- [48] G. Perdue *et al.*, Reducing model bias in a deep learning classifier using domain adversarial neural networks in the minerva experiment, *Journal of Instrumentation* **13** (11), P11020.
- [49] C. McGrew *et al.*, edep-sim : An energy deposition simulation, <https://github.com/ClarkMcGrew/edep-sim>.
- [50] S. Agostinelli *et al.* (GEANT4), GEANT4 - A Simulation Toolkit, *Nucl. Instrum. Meth. A* **506**, 250 (2003).
- [51] A. A. Abud, B. Abi, R. Acciarri, M. A. Acero, M. R. Adames, G. Adamov, M. Adamowski, D. Adams, M. Adinolfi, C. Adriano, *et al.*, Highly-parallelized simulation of a pixelated lartpc on a gpu, *Journal of instrumentation* **18**, P04034 (2023).