

Searching for Inflationary Physics with the CMB Trispectrum:

3. Constraints from *Planck*

Oliver H.E. Philcox^{1, 2, 3, *}

¹*Simons Society of Fellows, Simons Foundation, New York, NY 10010, USA*

²*Center for Theoretical Physics, Columbia University, New York, NY 10027, USA*

³*Department of Physics, Stanford University, Stanford, CA 94305, USA*

Is there new physics hidden in the four-point function of the cosmic microwave background (CMB)? We conduct a detailed analysis of the *Planck* PR4 temperature and polarization trispectrum for $\ell \in [2, 2048]$. Using the theoretical and computational tools developed in [Paper 1](#) and [Paper 2](#), we search for 33 template amplitudes, encoding a variety of effects from inflationary self-interactions to particle exchange. We find no evidence for primordial non-Gaussianity and set stringent constraints on both phenomenological amplitudes and couplings in the inflationary Lagrangian. Due to the use of optimal estimators and polarization data, our constraints are highly competitive. For example, we find $\sigma(g_{\text{NL}}^{\text{loc}}) = 4.8 \times 10^4$ and $\tau_{\text{NL}}^{\text{loc}} < 1500$ (95% CL), a factor of two improvement on Effective Field Theory amplitudes, and a 43σ detection of gravitational lensing. Many templates are analyzed for the first time, such as direction-dependent trispectra and the collapsed limit of the ‘cosmological collider’, across a range of masses and spins. We perform a variety of validation tests; whilst our results are stable, the most relevant systematics are found to be lensing bias, residual foregrounds, and mismatch between simulations and data. The techniques discussed in this series can be extended to future datasets, allowing the primordial Universe to be probed at even higher sensitivity.

I. INTRODUCTION

What has the Cosmic Microwave Background (CMB) taught us about inflation? Since the advent of anisotropy surveys such as COBE and WMAP, we have learned a lot about what the early Universe *isn't*; an understanding of what it *is*, however, remains elusive. Two key examples are tensor modes and primordial non-Gaussianity. Whilst a convincing detection of either would be a strong indicator of particular inflationary phenomena, such as gravitational waves or particle interactions, current data gives only upper bounds on the relevant amplitudes, which rule out many inflationary models. A major goal for the future is to either detect such signatures or push upper bounds towards the expected minimum values (for example $f_{\text{NL}}^{\text{loc}} \sim 1$ for multi-field inflation). To learn more about inflation, we have two options: (a) repeat the standard analyses using more precise data; (b) search for new signatures in old data. In this series, we explore the second option.

Under the simplest inflationary assumptions (single-field slow-roll with canonical reheating), both the gauge-invariant curvature perturbations and the primary CMB anisotropies are Gaussian distributed and described only by their two-point function (or power spectrum) [e.g., [3–8](#)]. One can search for departures from the standard paradigm using higher-point functions whose amplitudes would usually be zero [e.g., [9–12](#)]. This program has been very successfully implemented for the three-point function (or bispectrum), which describes the skewness of the primordial curvature distribution. Since WMAP, CMB surveys have constrained various phenomenological bispectrum models (see [[13–24](#)] and many other works), such as the ‘local’, ‘equilateral’ and ‘orthogonal’ f_{NL} amplitudes, which encode multi-field inflation and self-interactions. Moreover, several works have searched for signatures suggested by high-energy inflationary physics, such as the single-field Effective Field Theory of Inflation (EFTI), which map to the equilateral and orthogonal shapes [e.g., [13, 15](#)]. More recently, the first constraints have been placed on the ‘cosmological collider’ signatures arising from additional massive (and possibly spinning) inflationary particles [[23](#)]. Whilst no *bona fide* signal has yet arisen, bounds have been set on a wide variety of models, with particularly extensive searches performed in the official *Planck* non-Gaussianity papers [[20–22](#)], recent tensor non-Gaussianity studies [[18](#)], and the modal analyses using CMB-BEST [[23](#)].

Although many three-point models remain to be fully explored (such as dissipative models, tachyonic features, equilateral colliders and beyond [e.g., [25–27](#)]), it is important to ask what’s next. If the non-Gaussianity sourced by inflation is strong, a cascade of higher-point functions will be generated. Examples of this include extremely massive particle production and ‘heavy tails’, such as from ultra-slow-roll inflation [e.g., [28–31](#)]. In this regime, the optimal statistics are strongly non-Gaussian, and many analyses are best suited to position-space searches [e.g., [29, 32–34](#)].

* ohp2@cantab.ac.uk

Here, we instead focus on perturbative non-Gaussianity, in particular that sourcing a primordial four-point function. In many scenarios one can generate a large trispectrum without a large bispectrum: examples include theories protected by symmetries such as \mathbb{Z}_2 and effects arising from new particles uncoupled to the scalar inflaton [e.g., 35–44]. As such, there is much to gain from extending our analyses from three-point to four-point.

In this series of works, we perform a detailed analysis of the CMB trispectrum. This is certainly not the first time such statistics have been utilized: the local shapes $g_{\text{NL}}^{\text{loc}}$ and $\tau_{\text{NL}}^{\text{loc}}$ have been the subject of many previous studies [e.g., 24, 37, 38, 43, 45–61], and the seminal paper [37] introduced estimators for the EFTI trispectra, which were used in the official *Planck* PR2 and PR3 analyses [21, 22]. Despite these notable examples, the four-point function has been studied far less than the three-point function, owing the inherent difficulties in its prediction, estimation, and implementation. Our analyses differ in several ways from the former: (1) we consider a much wider variety of primordial templates, both phenomenological and physics-motivated, including novel cosmological collider templates; (2) we build quasi-optimal estimators for all statistics that allow us to maximally utilize the available data and carefully account for the effects of lensing and masking; (c) we include polarization in all studies (which was previously featured only in [60]), noting that this will dominate future non-Gaussianity constraints; (d) we use the latest full-sky data from *Planck* [62], featuring improved treatment of noise and systematics compared to previous previous analyses [20–22].

This paper represents the third and final part of this series: application to *Planck*. In [Paper 1](#) we presented a review of primordial four-point physics and introduced our suite of thirteen trispectrum estimators (some of which depend on additional parameters such as mass), which are built upon the framework introduced in [37, 58]. Much of this work was devoted to recasting the estimators in an efficient form: a naïve implementation requires $\mathcal{O}(\ell_{\text{max}}^8)$ operations, but can be reduced to just $\mathcal{O}(\ell_{\text{max}}^2 \log \ell_{\text{max}})$ with careful use of spherical harmonic transforms and various computational tricks. [Paper 2](#) implemented each estimator in the efficient and flexible PYTHON/C code POLYSPEC. This further performed extensive validation of each estimators using both Gaussian and (where possible) non-Gaussian simulations, and forecast the distinguishability of a variety of models. In this work, we apply the estimators at scale to the latest *Planck* PR4 / NPIPE dataset, obtaining constraints on a wide variety of templates. We additionally perform an extensive set of consistency tests and use our constraints to bound various physical models of inflation.

The remainder of this paper proceeds as follows. We begin in §II with a brief overview of the primordial models used in this work. In §III, we discuss the CMB dataset, simulations, and analysis pipeline, before presenting our main results, including a battery of consistency tests, in §IV. Our bounds are placed into experimental and theoretical context in §V before we conclude in §VI. Appendix A lists the various trispectrum templates explicitly, and we discuss contributions to the estimator noise properties in Appendix B. Finally, we perform a scale-dependent non-Gaussian analysis of local non-Gaussianity in Appendix C. The code used to perform all the analyses in this work is publicly available at [GitHub.com/OliverPhilcox/PolySpec](https://github.com/OliverPhilcox/PolySpec), and the *Planck* PR4 dataset can be accessed on NERSC.

II. NON-GAUSSIANITY MODELS

To begin, we present a brief overview of the various types of non-Gaussianity discussed in this work. Full details of these models and their theoretical motivations can be found in [Paper 1](#), and the associated curvature trispectra, $T_\zeta(\mathbf{k}_1, \mathbf{k}_2, \mathbf{k}_3, \mathbf{k}_4) \equiv \langle \zeta(\mathbf{k}_1)\zeta(\mathbf{k}_2)\zeta(\mathbf{k}_3)\zeta(\mathbf{k}_4) \rangle_c$ for Fourier-space curvature perturbation $\zeta(\mathbf{k})$, are listed in Appendix A.

- **Local Non-Gaussianity:** $g_{\text{NL}}^{\text{loc}}, \tau_{\text{NL}}^{\text{loc}}$ ([A1](#) & [A2](#)). These are the most well-studied primordial shapes [e.g. 11, 45, 63], and are generated from local transformations of the primordial curvature. The $g_{\text{NL}}^{\text{loc}}$ template is dominated by squeezed configurations (with momenta $k_1 \ll k_2, k_3, k_4$) with a curvature trispectrum $T_\zeta \sim P_\zeta(k_1)P_\zeta(k_2)P_\zeta(k_3)$. The $\tau_{\text{NL}}^{\text{loc}}$ shape peaks in the collapsed regime ($K \equiv |\mathbf{k}_1 + \mathbf{k}_2| \ll k_1, k_3$) with $T_\zeta \sim P_\zeta(k_1)P_\zeta(k_3)P_\zeta(K)$, and satisfies the Suyama-Yamaguchi inequality $\tau_{\text{NL}}^{\text{loc}} \geq (\frac{6}{5}f_{\text{NL}}^{\text{loc}})^2$ [64].
- **Constant Non-Gaussianity:** $g_{\text{NL}}^{\text{con}}$ ([A3](#)). This is a phenomenological template introduced in [51, 53] with $T_\zeta \sim [P_\zeta(k_1)P_\zeta(k_2)P_\zeta(k_3)P_\zeta(k_4)]^{3/4}$. This corresponds to a constant primordial shape function, with features arising only from CMB transfer functions.
- **Self-Interactions and Effective Field Theory Shapes:** $g_{\text{NL}}^{\dot{\sigma}^4}, g_{\text{NL}}^{\dot{\sigma}^2(\partial\sigma)^2}, g_{\text{NL}}^{(\partial\sigma)^4}$ ([A4](#)). These templates are generated by self-interactions in single- and multi-field inflation, as obtained from the Effective Field Theory of Inflation [e.g., 15, 35, 37, 63, 65–67]. They peak in the equilateral configuration with $k_1 \sim k_2 \sim k_3 \sim k_4$, and can be used to constrain a number of primordial models including DBI inflation [41, 68–70].
- **Direction-Dependent Non-Gaussianity:** $\tau_{\text{NL}}^{n_1 n_3 n}, \tau_{\text{NL}}^{n, \text{even}}, \tau_{\text{NL}}^{n, \text{odd}}$ ([A5, A6, A7](#)). These generalize the $\tau_{\text{NL}}^{\text{loc}}$ shape by incorporating dependence on the relative angles of $\mathbf{k}_1, \mathbf{k}_3$ and \mathbf{K} . There are three flavors: parity-even $\tau_{\text{NL}}^{n, \text{even}}$ [71], parity-odd $\tau_{\text{NL}}^{n, \text{odd}}$ [72] and generalized $\tau_{\text{NL}}^{n_1 n_3 n}$ [1]; these map to several models including solid inflation

and inflationary gauge fields.

- **Collider Non-Gaussianity:** $\tau_{\text{NL}}^{\text{light}}(s, \nu_s), \tau_{\text{NL}}^{\text{heavy}}(s, \mu_s)$ (A8, A9). These templates arise from the exchange of massive spin- s particles in inflation, via the ‘cosmological collider’ picture [e.g., 28, 36, 63, 73]. Since the full templates are both complex and model-dependent, we focus on the generic collapsed signatures and restrict our analysis to $K \lesssim k$. There are two regimes: (a) principal series / heavy, with mass parameter $\mu_0 = \sqrt{m^2/H^2 - 9/4}, \mu_{s>0} = \sqrt{m^2/H^2 - (s - 1/2)^2}$ and (b) complementary series / intermediate and light with mass parameter $\nu_s = i\mu_s$. The templates are analogous to $\tau_{\text{NL}}^{\text{loc}}$ but feature an additional factors of $(K^2/k_1 k_3)^{3/2 - \nu_s}$ and $(K^2/k_1 k_3)^{3/2} \cos \mu_s \log(K^2/k_1 k_3)$, with additional angular dependence for $s > 0$.
- **Gravitational Lensing:** A_{lens} . Whilst this is a late-time source of non-Gaussianity, it is an important contaminant to primordial studies [e.g., 37, 49, 74, 75]. This also peaks in the quasi-collapsed regime and depends on the underlying lensing potential, which we model as $C_L^{\phi\phi} = A_{\text{lens}} C_L^{\phi\phi, \text{fid}}$.¹
- **Unresolved Point Sources:** t_{ps} . This is another late-time contaminant, sourced by a Poisson distribution of bright sources in the late Universe [e.g., 78]. This has a flat trispectrum, and constraints are dominated by small-scales. Due to their non-detection in masked *Planck* bispectrum analyses [22, 79], we ignore both polarized and clustered point sources.

This is not an exhaustive list of primordial four-point physics. Additional models include primordial oscillations and resonant features [80–83], partially massless states [84], isocurvature modes [70, 85], parity-violating couplings [86, 87], supersymmetric fermionic contributions [88], tachyonic features [26], scale-dependent non-Gaussianity [89, 90], colliders with broken boost symmetries [e.g., 90, 91], non-standard inflationary vacua [25, 65, 92, 93], compensated isocurvature modes [94] and beyond; these could be profitable to study in the future.

III. DATA & METHODOLOGY

A. Dataset

In this work, we apply the trispectrum estimators developed in Paper 1 to observational data from *Planck*. In particular, we utilize the latest (PR4) temperature and polarization measurements, processed using the NPIPE pipeline described in [62] (building on previous non-Gaussianity analyses [16, 18, 60, 95, 96]). Whilst the raw data underlying this release is similar to that of its predecessor (PR3), NPIPE represents many enhancements in data processing, particularly with regards to large-scale noise and polarization, allowing a greater range of scales to be safely modeled. Furthermore, PR4 provides a maximally-independent split of the data into NPIPE-A and NPIPE-B, which allows for validation tests and estimation of the experimental noise properties.

To separate primordial and late-time signals, we employ two component-separation algorithms: SEVEM and SMICA [e.g. 97, 98]. For SEVEM, we use the maps provided in the public PR4 release [62]; for SMICA, we perform the component-separation ourselves using the NPIPE frequency maps and the PR3 SMICA weights, following [99]. As part of this pipeline, we use a diffusive inpainting scheme to excise the PR3 analysis mask and any $\text{SNR} > 5$ point sources, and combine two temperature reconstructions, as in [98].² In all cases, the processed datasets are HEALPIX T, Q, U maps at resolution $N_{\text{side}} = 2048$ [100], which we downgrade to $N_{\text{side}} = 1024$ (shown to be sufficient in Paper 2). Whilst we will present results using both SMICA and SEVEM, most consistency tests are performed only using SEVEM to limit computational costs.

We require a suite of simulations to remove the Gaussian contributions to the trispectrum estimators and to validate our pipeline. For these purposes we use up to 200 FFP10/NPIPE simulations (hereafter denoted FFP10) [62, 101], divided into two sets of 100. These include most features relevant to CMB analyses, including spatially-varying noise (incorporating the noise alignment corrections described in [62]), residual foregrounds, the experimental beam, and the solar dipole, and are known to reproduce *Planck* statistics fairly faithfully. As above, we employ two component separation algorithms, generating the SMICA simulations from the FFP10 frequency maps.

As noted in [60, 99] and previous works, the FFP10 simulations exhibit a $\sim 3\%$ power deficit in temperature on small-scales. If uncorrected, this can severely bias the trispectrum estimators (cf. §IV D 3), since we require precise subtraction of the Gaussian contributions. To ameliorate this, we correct each simulation by adding a Gaussian field

¹ This parameter is sometimes known as A^ϕ or $A^{\phi\phi}$. We use A_{lens} in this work, following the conventions of [76]. Similarly, t_{ps} is often known as S_4 [e.g., 77].

² The PR4 release also includes COMMANDER component-separated maps. We do not analyze these since the associated simulations do not contain joint temperature and polarization realizations.

whose power spectrum is equal to the difference of *Planck* and the mean of FFP10 (obtained using a Wiener filter), following the lensing and τ_{NL} analyses of [99] and [60] respectively.³ This ensures that the power spectrum of the data and simulations match to high accuracy.

B. Analysis Components

Throughout this work, we assume the following model for the pixel-space observational dataset, d (in vector form):

$$d = Pa + n \quad (1)$$

where a is the underlying CMB realization (in harmonic-space), n is a mean-zero noise component and P is the ‘pointing matrix’. As in previous works [e.g., 102, 103], we assume P contains (a) an observational beam, (b) spherical harmonic synthesis and (c) a pixel-space mask. Explicitly, for harmonic indices ℓ, m , spins s , and pixels $\hat{\mathbf{n}}$:

$$_s[Pa](\hat{\mathbf{n}}) = {}_sW(\hat{\mathbf{n}}) \sum_{\ell m X} {}_sY_{\ell m}(\hat{\mathbf{n}}) {}_s\mathcal{R}^X B_\ell^X a_{\ell m}^X, \quad (2)$$

where ${}_sW(\hat{\mathbf{n}})$ is the (spin-dependent) mask, B_ℓ^X is the isotropic beam and the matrix ${}_s\mathcal{R}^X$ converts between spin and harmonic representations. Each of these ingredients is necessary to relate the observational data to the primordial templates given in Appendix A, and will be discussed below.

To remove contamination from point-sources and residual foregrounds, we use a mask formed by multiply the *Planck* common component-separation mask with the common inpainting mask and the GAL70 mask (to suppress any residual foregrounds). We remove any holes containing < 1000 pixels (at $N_{\text{side}} = 1024$) from the mask and smooth the residual using a 2° cosine apodization filter; this forms the fiducial ${}_sW(\hat{\mathbf{n}})$. The removed pixels define an inpainting mask, which is utilized in the weighting operation.⁴ In total, we find a sky fraction of $f_{\text{sky}} = 68.4\%$ and 68.2% in temperature and polarization respectively. To test the dependence on residual foregrounds, we also create analysis masks using the GAL20, GAL40, GAL60, and GAL80 regions (with the latter almost entirely subsumed by the component-separation mask). In the below, we will assume that all datasets have been multiplied by the mask (following (1)).

To model B_ℓ^X , we use the effective isotropic beams provided for SEVEM and SMICA, additionally multiplying by the relevant HEALPIX window function. These are approximately $5'$ Gaussian beams, but include additional features from the combination of multiple frequency channels with different resolutions. In polarization, we multiply the beam by a large-scale transfer function (at $\ell \leq 40$) to correct for the NPIPE calibration operations. This is measured by cross-correlating NPIPE simulations with the input CMB realizations, as described in [62].

We additionally require a fiducial model for the two-point function, both to generate Gaussian simulations with known covariance (required to compute the estimator normalization), and as part of the weighting scheme (cf. §III C). In harmonic-space, this is defined by

$$C_\ell^{\text{fid}, XY} = B_\ell^X B_\ell^Y C_\ell^{XY} + \delta_K^{XY} N_\ell^X, \quad (3)$$

for $X \in \{T, E, B\}$,⁵ where C_ℓ^{XY} is a fiducial CMB power spectrum (*i.e.* $\langle a_{\ell m}^X a_{\ell m}^{Y*} \rangle$) and N_ℓ^X is a translation-invariant noise model. The former is generated with CAMB, assuming the *Planck* PR3 fiducial cosmology (which is similar to the FFP10 cosmology): $\{h = 0.6732, \omega_b = 0.02238, \omega_c = 0.1201, \tau_{\text{reio}} = 0.05431, n_s = 0.9660, A_s = 2.101 \times 10^{-9}, \sum m_\nu = 0.06 \text{ eV}\}$, assuming a single massive neutrino. This cosmology is also used to compute the primordial curvature power spectrum and the CMB transfer functions. The noise spectrum is estimated from the masked half-mission maps (employing the relevant component-separation method). Whilst this does not capture the spatial variation of the noise, it is a sufficient approximation, given that this is not spectrum is not used to subtract disconnected terms.

C. Weighting

An important ingredient in any CMB estimator is the weighting scheme applied to the data (here labeled by S^{-1}). This sets the variance of the estimator and can be used to upweight low-noise regions of the sky as well as null those

³ When analyzing the split NPIPE-A/NPIPE-B maps, we add the same contribution to both maps, since the deficit appears also the cross-spectrum.

⁴ Alternatively, we could retain the small holes in the mask, ensuring smoothness by enlarging the holes by two pixels and then applying a 0.3° cosine apodization. This mask is used for consistency tests in §IV D 3.

⁵ This can be obtained from (1) assuming unit mask and isotropic noise.

contaminated by foregrounds. Given the data-model of (1), and assuming negligible non-Gaussianity, the optimal weighting scheme is given by

$$S_{\text{opt}}^{-1}d \equiv P^\dagger C_{\text{tot}}^{-1}d = P^\dagger [PCP^\dagger + N]^{-1} \quad (4)$$

[e.g., 1, 104], where $C_{\text{tot}} \equiv \langle dd^\dagger \rangle$ is the full two-point covariance of d , comprising signal and noise contributions $C \equiv \langle aa^\dagger \rangle$ and $N \equiv \langle nn^\dagger \rangle$. This provides an optimal signal-plus-noise weighting and additionally deconvolves the experimental beam. In practice, the optimal weighting S_{opt}^{-1} is difficult to implement, since the requisite matrices are extremely high-dimensional ($\mathcal{O}(10^{14})$ elements) and the covariance is dense and both harmonic- and pixel-space.

In this paper, we will adopt two alternative weighting schemes to avoid full computation and inversion of C_{tot} . Firstly, we use *idealized weights*, which are given explicitly by

$$[S_{\text{ideal}}^{-1}d]_{\ell m}^X = B_\ell^X \sum_Y (C_\ell^{\text{fid}})^{-1,XY} \int d\hat{n}_s \mathcal{R}_s^{\dagger,Y} Y_{\ell m}^*(\hat{n}) [\mathbb{I}d](\hat{n}), \quad (5)$$

where we (a) inpaint small holes via a linear diffusive inpainting operation (represented by \mathbb{I}), (b) perform spherical harmonic analysis, (c) divide by the fiducial power spectrum (including the noise and beam, cf. (3)) and (d) apply the beam. This is closely related to the approach of [37], also used in the trispectrum analyses of [21, 22] (and is similar to that used in [16, 18, 95, 96]). This can be easily implemented using spherical harmonic transforms and is the default choice used in this work.

Secondly, we solve (4) approximately using conjugate gradient descent techniques [e.g., 104] (see also [105–107] for machine-learning based approaches). This is facilitated by rewriting (4):

$$S_{\text{opt}}^{-1}d \equiv C^{-1} [C^{-1} + P^\dagger N^{-1}P]^{-1} P^\dagger N^{-1}d = C^{-1}d_{\text{WF}}, \quad (6)$$

where we have noted equivalence with the Wiener-filtered data, d_{WF} .⁶ Given an explicit form for N^{-1} , this can be solved by iteratively applying $[C^{-1} + P^\dagger N^{-1}P]$ to a given map, preconditioning via the idealized harmonic weighting scheme. Following previous works, we assume that N^{-1} is diagonal in pixel-space, and set by the inverse variance of the noise maps (obtained empirically from the processed simulations), or zero for masked pixels. We do not include mask apodization in N^{-1} to avoid upweighting pixels close to the boundary. The conjugate gradient descent is implemented using code derived from the PIXELL and OPTWEIGHT implementations,⁷ using $N_{\text{cgd}} = 50$ iterations, aiming for a convergence threshold of 10^{-5} . Whilst this may yield somewhat improved constraints relative to the idealized weighting (5), this is still approximate since we have ignored any scale-dependence of the noise. Implementing more optimal weighting schemes is an interesting topic for future work.

D. Estimator

To estimate the trispectrum amplitudes, we utilize the POLYSPEC code described in Paper 2, which implements the quasi-optimal estimators described in Paper 1. This replaces the previous POLYBIN code (see also [108] for 3D implementations), which was used to compute binned power spectra, bispectra, and trispectra in [109–111]. The code is written in a combination of PYTHON and C (via CYTHON) and makes extensive use of the DUCC (based on LIBSHARP [112]) to perform spherical harmonic transforms, as well as HEALPY/HEALPIX package [100, 113] for data handling. In this work, we use POLYSPEC to compute the amplitudes of various primordial trispectra, whose full forms are given in Appendix A. Whilst we refer the interested reader to Paper 2 for a full description of the code, its usage, optimization and its validation, we highlight a few relevant parts below. The fiducial values of the hyperparameters described below are validated both in Paper 2 and §IV.

The optimal estimators have two main components: the data-dependent numerator and the data-independent normalization (also known as the Fisher matrix, \mathcal{F}). Given a dataset d and a set of simulations $\{\delta\}$ (whose two-point function matches that of the data) the numerator is given by

$$\begin{aligned} \hat{N}_\alpha &= \hat{N}_\alpha[d, d, d, d] - \left(\langle \hat{N}_\alpha[d, d, \delta, \delta] \rangle_\delta + 5 \text{ perms.} \right) + \left(\langle \hat{N}_\alpha[\delta, \delta, \delta', \delta'] \rangle_{\delta, \delta'} + 2 \text{ perms.} \right) \\ \hat{N}_\alpha[x, y, z, w] &= \frac{1}{24} \sum_{\ell_i m_i X_i} \frac{\partial T_{m_1 m_2 m_3 m_4}^{\ell_1 \ell_2 \ell_3 \ell_4, X_1 X_2 X_3 X_4}}{\partial A_\alpha} \left([S^{-1}x]_{\ell_1 m_1}^{X_1*} [S^{-1}y]_{\ell_2 m_2}^{X_2*} [S^{-1}z]_{\ell_3 m_3}^{X_3*} [S^{-1}w]_{\ell_4 m_4}^{X_4*} \right) \end{aligned} \quad (7)$$

⁶ This reduces to (5) in the limit of translation invariant noise and a unit mask.

⁷ Available at [GitHub.com/SimonsObs/pixell](https://github.com/SimonsObs/pixell) and [GitHub.com/AdriJD/optweight](https://github.com/AdriJD/optweight).

for some set of templates whose amplitudes $\{A_\alpha\}$ define the harmonic-space trispectrum T . The estimator combines four copies of the data, subtracting the disconnected contributions (*i.e.* those arising from the $\langle d^2 \rangle \langle d^2 \rangle$ contributions to $\langle d^4 \rangle$). The trispectrum model depends on the beam and the CMB transfer functions; when estimating A_{lens} , we additionally require the lensing potential and lensed CMB power spectra. Furthermore, we typically limit the analysis to some set of scales (*i.e.* $\ell_{\min} \leq \ell \leq \ell_{\max}$) by setting the trispectrum template to zero outside these regimes.

For all the templates considered in this work, the numerator can be efficiently computed using spherical harmonic transforms and low-dimensional radial integrals (following a preprocessing step, which evaluates transfer function integrals using an array of $\approx 2 \times 10^4$ sampling points in k). To evaluate the averages over simulations, we use $N_{\text{disc}} = 100$ simulations (or $N_{\text{disc}} = 50$ when running the more expensive analyses on simulated data), noting that this induces an error scaling as $\sqrt{1 + \kappa/N_{\text{disc}}}$ where κ is template-dependent but small. The radial integrals are computed as summations over a small number ($\sim 10 - 50$) of integration points, themselves obtained via an optimization algorithm (described in detail in [Paper 1](#), building on [\[37, 114\]](#)). This algorithm is run for each template and choice of scale cuts, and searches for a representation of the integral that recovers the Fisher matrix within $f_{\text{thresh}} = 10^{-3}$. For the more expensive analyses (beyond $g_{\text{NL}}^{\text{loc}}$, $g_{\text{NL}}^{\text{con}}$, and $\tau_{\text{NL}}^{\text{loc}}$), we use a tighter tolerance ($f_{\text{thresh}} = 10^{-4}$) but split the computation into four chunks for efficiency, as described in [\[1, 37\]](#). These choices are validated in [§IV A 4](#).

The Fisher matrix, \mathcal{F} , is given explicitly by

$$\mathcal{F}_{\alpha\beta}^* = \frac{1}{24} \sum_{\ell_i m_i X_i \ell'_i m'_i X'_i} \frac{\partial T_{m_1 m_2 m_3 m_4}^{\ell_1 \ell_2 \ell_3 \ell_4, X_1 X_2 X_3 X_4}}{\partial A_\alpha} \left(\prod_{i=1}^4 [\mathbf{S}^{-1} \mathbf{P}]_{\ell_i m_i, \ell'_i m'_i}^{X_i X'_i} \right) \frac{\partial T_{m'_1 m'_2 m'_3 m'_4}^{\ell'_1 \ell'_2 \ell'_3 \ell'_4, X'_1 X'_2 X'_3 X'_4}}{\partial A_\beta}, \quad (8)$$

where \mathbf{P} is the pointing matrix introduced in [\(1\)](#), encoding the beam and mask.⁸ This (a) normalizes each estimator (fully accounting for the beam, mask, and weighting scheme), (b) accounts for correlations and leakage between templates, and (c) approximates the inverse covariance of the estimator (which is exact for optimally filtered Gaussian data, including with a mask). If $\mathbf{S}^{-1} \mathbf{P} = \mathbf{P}^\dagger \mathbf{S}^{-\dagger}$ (true for optimal weights), the matrix is symmetric. As shown in [Paper 1](#), the Fisher matrix can be efficiently computed using Monte Carlo techniques and spherical harmonic transforms, involving a sum over N_{fish} Gaussian random fields. Here, we usually adopt $N_{\text{fish}} = 20$ (or $N_{\text{fish}} = 10$ for the more complex templates), which induces negligible bias in practice [\[2\]](#).

As argued in [Paper 1](#) and demonstrated in [Paper 2](#), the full estimator, $\hat{A}_\alpha \equiv [\mathcal{F}^{-1} \hat{N}]_\alpha$ is (a) free from noise-induced ‘false positives’ provided that the covariance of the simulations matches that of the data (with a second-order error else), (b) unbiased for any choice of weighting scheme, (c) minimum-variance in the limit of optimal \mathbf{S}^{-1} . Moreover, it is closely related to the standard quadratic estimators used for measuring CMB lensing, and naturally includes recent methodological enhancements such as realization-dependent debiasing and optimal combination of temperature and polarization modes [e.g., [115–117](#)].

In practice, all analyses are performed using a high-performance computing cluster. Assuming the default scale-cuts $\ell_{\min} = 2$ and $\ell_{\max} = 2048$, computation of the local and lensing numerators required 90 node-seconds per simulation (averaging across 100 realizations, and storing the disconnected data-products to avoid recomputation). Similarly, the POLYSPEC optimization step required 20 node-minutes (though only has to be run once), and computation of the Fisher matrix took 190 node-seconds for each of 20 Monte Carlo realizations. As shown in [Paper 2](#), the run-times increase by up to $\sim 10\times$ when more complex templates, such as the higher-spin cosmological collider, are analyzed. Whilst great care has gone into ensuring that the POLYSPEC code is as efficient as possible, the combination of many validation checks, many data consistency tests, ~~many mistakes~~, and many templates has required a large computational budget – the full project required a few $\times 10^5$ CPU-hours, equivalent to around one node-year.

IV. RESULTS

Next, we present the main results of our study: constraints on various forms of primordial non-Gaussianity from *Planck* PR4 temperature and polarization dataset. Given that the local and lensing shapes are the most well-studied and the fastest to analyze, we pay closest attention to their analysis and perform a barrage of consistency tests to check for systematic contamination (most of which generalize to the other templates). Other shapes are more expensive to analyze, thus we consider fewer analysis variants, guided by the previous results. In the below, the ‘baseline’ constraints include both temperature and polarization, $\ell \in [2, 2048]$, the 68% mask discussed in [§III B](#), and the idealized weighting

⁸ This is easily derived by inserting [\(1\)](#) into [\(7\)](#) and asserting that the $\hat{A}_\alpha = [\mathcal{F}^{-1} \hat{N}]_\alpha$ estimator is unbiased.

Template	T		E, B		T, E, B	
$10^{-4} g_{\text{NL}}^{\text{loc}}$	1.9 ± 6.6	(6.4)	-2 ± 41	(47)	-1.1 ± 5.4	(4.5)
$10^{-2} \tau_{\text{NL}}^{\text{loc}}$	-0.3 ± 2.8	(2.7)	2 ± 21	(22)	-0.3 ± 2.4	(2.5)
A_{lens}	1.004 ± 0.028	(0.020)	1.00 ± 0.14	(0.10)	0.998 ± 0.024	(0.014)
$10^{38} t_{\text{ps}} [\text{K}^4]$	0.4 ± 6.3	(5.7)	–		0.3 ± 6.2	(5.6)

TABLE I. Validation of the local estimators using FFP10 SEVEM simulations (which do not include primordial non-Gaussianity). We show the mean and standard deviation of independently-analyzed trispectrum amplitudes across 100 realizations, as well as the expected errors from an optimally-weighted Gaussian analysis (in parentheses). The columns show results obtained using different combinations of temperature and polarization (omitting the E, B measurement of t_{ps} , since we assume point-sources are unpolarized). All results are consistent with the fiducial values of $g_{\text{NL}}^{\text{loc}} = \tau_{\text{NL}}^{\text{loc}} = t_{\text{ps}} = 0$ and $A_{\text{lens}} = 1$, with largest deviations seen for $g_{\text{NL}}^{\text{loc}}$ due to the finite number of simulations in the estimator numerator. The errorbars are comparable to the theoretical predictions (given the expected 7% scatter), though the lensing analyses are suboptimal, due to the non-zero fiducial A_{lens} . Analogous tests have been performed for every analysis considered in this work; for brevity we do not list them in this manuscript.

scheme (5), which includes point source inpainting. By default, we use $N_{\text{disc}} = 100$ and $N_{\text{fish}} = 20$, and optimize the radial integrals with a tolerance of $f_{\text{thresh}} = 10^{-3}$.

We perform two types of analysis in this work. First, we analyze each template independently (fixing all others to zero); these measurements can be obtained from the vector of numerators \hat{N} and Fisher matrix \mathcal{F} via $\hat{A}_{\alpha}^{\text{single}} = \hat{N}_{\alpha} / \mathcal{F}_{\alpha\alpha}$. Second, we perform a joint analysis of multiple templates, setting $\hat{A}_{\alpha}^{\text{joint}} = \sum_{\beta} \mathcal{F}_{\alpha\beta}^{-1} \hat{N}_{\beta}$. To account for biases induced by gravitational lensing, we can either perform a joint analysis of A_{α} with A_{lens} (which automatically accounts for their correlations), or subtract the expected bias from the estimator via $\Delta \hat{A}_{\alpha} = \sum_{\beta} \mathcal{F}_{\alpha\beta}^{-1} \mathcal{F}_{\beta A_{\text{lens}}} A_{\text{lens}}^{\text{fid}}$,⁹ where the $\mathcal{F}_{\alpha\beta}$ matrix does not include lensing. Given that the fiducial lensing signal is well-known and well-recovered, we will generally assume the second option.

Throughout this section, we report measurements in the form $\hat{A}_{\alpha} \pm \sigma(\hat{A}_{\alpha})$, where $\sigma(\hat{A}_{\alpha})$ is the standard deviation measured from FFP10 simulations. Assuming a Gaussian sampling distribution for \hat{A}_{α} , these measurements can be interpreted as a 68% confidence interval on A_{α} , *i.e.* $\hat{A}_{\alpha} - \sigma(\hat{A}_{\alpha}) \leq A_{\alpha} \leq \hat{A}_{\alpha} + \sigma(\hat{A}_{\alpha})$.¹⁰ To aid comparison between the various results, we will scale all parameters by the same factor (e.g., reporting constraints on $10^{-2} \tau_{\text{NL}}^{\text{loc}}$, regardless of the magnitude of $\tau_{\text{NL}}^{\text{loc}}$).

A. Local & Lensing Non-Gaussianity

First, we analyze the local templates, $g_{\text{NL}}^{\text{loc}}$ and $\tau_{\text{NL}}^{\text{loc}}$, in concert with two contaminants: lensing and unresolved point-sources. We use all ℓ -modes with $\ell \in [2, 2048]$ (given the increased robustness of the NPIPE release compared to previous versions), but restrict the $\tau_{\text{NL}}^{\text{loc}}$ estimator to internal L -modes $L \in [1, 30]$, noting that the signal-to-noise should be saturated by $L = 10$ [e.g., 2, 48, 118]. As discussed in [20], the unprocessed $L = 1$ modes are contaminated by the solar dipole: given that this effect is accounted for in the NPIPE pipeline and is also present in simulations [60], we do not excise this mode from our analyses (though we test its removal in §IV D 3). For lensing, we include all modes with $L \in [2, 2048]$, noting that the signal-to-noise peaks around $L \sim 100$ [99].

1. Tests on Simulations

Before presenting the *Planck* constraints, we validate the analysis using 100 FFP10 SEVEM simulations. This tests (a) if the pipeline is biased by non-Gaussian noise and residual foregrounds present in the mocks, and (b) whether the estimator is close to optimal. In Tab. I we show the mean and variance of $\hat{g}_{\text{NL}}^{\text{loc}}$, $\hat{\tau}_{\text{NL}}^{\text{loc}}$, \hat{A}_{lens} and \hat{t}_{ps} alongside the Fisher errors ($1/\sqrt{\mathcal{F}_{\alpha\alpha}}$) for three types of analysis: temperature-only, polarization-only and joint. In all cases, the mean and fiducial values agree to within 0.3σ , indicating that our pipeline is unbiased. As demonstrated in §IV D 3, residual variations in the mean arise from the finite number of numerator simulations ($N_{\text{disc}} = 100$, common to all analyses), whose impact varies depending on the template.

⁹ This is equivalent to performing a joint analysis with a tight prior around $A_{\text{lens}} = A_{\text{lens}}^{\text{fid}}$.

¹⁰ For $\tau_{\text{NL}}^{\text{loc}}$, we employ a different approach; this is discussed in §IV A and Appendix C.

Template	Planck-SEVEM			Planck-SMICA		
	T	E, B	T, E, B	T	E, B	T, E, B
$10^{-4} g_{\text{NL}}^{\text{loc}}$	-2.3 ± 6.6	31.7 ± 41.2	1.0 ± 5.4	-5.6 ± 6.5	47.0 ± 41.4	0.3 ± 4.8
$10^{-2} \tau_{\text{NL}}^{\text{loc}}$	2.6 ± 2.8	-14.7 ± 21.2	2.9 ± 2.4	-0.3 ± 2.8	-55.2 ± 19.1	-0.2 ± 2.4
A_{lens}	0.965 ± 0.028	0.84 ± 0.14	1.001 ± 0.024	0.961 ± 0.028	0.83 ± 0.12	0.979 ± 0.023
$10^{38} t_{\text{ps}} [\text{K}^4]$	32.0 ± 6.3	–	32.1 ± 6.2	18.9 ± 5.9	–	19.1 ± 5.9

TABLE II. *Planck* PR4 constraints on local and late-time non-Gaussianity. In each case, we give the *Planck* measurement and the standard deviation measured from 100 FFP10 simulations; assuming a Gaussian likelihood, this is equivalent to a 68% confidence intervals. The left (right) panels show results obtained using the SEVEM (SMICA) component-separation pipeline, and we ignore correlations between templates. The bold columns indicate the fiducial results of this work. We report no detection of local primordial non-Gaussianity, with the baseline $g_{\text{NL}}^{\text{loc}}$ ($\tau_{\text{NL}}^{\text{loc}}$) constraints consistent with zero at 0.2σ (1.2σ). In contrast, we detect the lensing signal at 43σ (consistent with the fiducial amplitude) and unpolarized point-sources at up to 5.2σ . In Fig. 2 we perform a joint $g_{\text{NL}}^{\text{loc}} - \tau_{\text{NL}}^{\text{loc}}$ analysis, and show the results of various systematics tests in Fig. 3.

We find fairly good agreement between the empirical and theoretical errorbars shown in Tab. I for the primordial and point-source estimators (given the expected variation due to noise). For lensing, we find larger deviations, with a strong excess found in the temperature-plus-polarization analysis. This occurs due to the non-zero fiducial A_{lens} – the Fisher matrix errors assume negligible non-Gaussianity, whilst lensing sources additional contributions to the estimator covariance. In general, the constraining power is set by a complex interplay of many phenomena: lensing, beams, set by many phenomena including lensing, beams, masks, and noise. In Appendix B, we unpack the contribution of each effect to the local and lensing errorbars. For $g_{\text{NL}}^{\text{loc}}$ and $\tau_{\text{NL}}^{\text{loc}}$, the dominant features are the beam (leading to a 15% and 30% increase in the error) and the mask (30% and 38%), whilst for A_{lens} , we find an additional 30% loss of signal-to-noise due to lensing.

2. Local Non-Gaussianity Results

Planck constraints on local non-Gaussianity results are presented in Tab. II. From the baseline (temperature-plus-polarization) analyses, we find:

$$\{10^{-4} \hat{g}_{\text{NL}}^{\text{loc}}, 10^{-2} \hat{\tau}_{\text{NL}}^{\text{loc}}\} = \{1.0 \pm 5.4, 2.9 \pm 2.4\} \quad (\text{SEVEM}) = \{0.3 \pm 5.4, -0.2 \pm 2.4\} \quad (\text{SMICA}),$$

subtracting lensing bias and ignoring correlations between templates. Although the polarization-only constraints are around $7\times$ weaker than the temperature-only bounds, the combination (which was not used in previous $g_{\text{NL}}^{\text{loc}}$ analyses) sharpens the $g_{\text{NL}}^{\text{loc}}$ constraints by up to 25%, though has a more modest impact for $\tau_{\text{NL}}^{\text{loc}}$ [cf. 60, 118]. All of the baseline and temperature-only results are consistent with zero within 1.2σ , indicating no evidence for primordial non-Gaussianity. In the SMICA polarization-only analysis, $\hat{\tau}_{\text{NL}}^{\text{loc}}$ is 2.9σ below zero: this is attributed to noise given (a) the weak constraining power of polarization alone, (b) the large shifts between SMICA and SEVEM, (c) the non-Gaussianity of the $\tau_{\text{NL}}^{\text{loc}}$ posterior (as discussed below), and (d) the sign, noting that any physical $\tau_{\text{NL}}^{\text{loc}}$ must be positive. In general, we find fairly large differences between SEVEM and SMICA (up to 1.3σ in the temperature-only and baseline analyses); some variation is expected given the different treatment of foregrounds and effective noise properties. This is consistent with the differences seen in simulated data (up to 1.5σ), and those observed in the official *Planck* f_{NL} analyses [22] (up to 1σ).

In Fig. 1 we plot the empirical distributions of $\hat{g}_{\text{NL}}^{\text{loc}}$ and $\hat{\tau}_{\text{NL}}^{\text{loc}}$ alongside the *Planck* results. As above, we find good agreement between data and simulations: for the temperature-and-polarization dataset, the *Planck* measurement of $g_{\text{NL}}^{\text{loc}}/\tau_{\text{NL}}^{\text{loc}}/A_{\text{lens}}$ lie at the 65th/89th/50th percentile of the FFP10 distribution respectively (or 67th/65th/38th percentile for SMICA). The $\hat{g}_{\text{NL}}^{\text{loc}}$ and \hat{A}_{lens} histograms have a symmetric, Gaussian shape centered on the fiducial value – this implies that the 68% confidence interval on such parameters is equivalent to the $\hat{A} \pm \sigma_A$ constraints quoted above. In contrast, the distribution of $\hat{\tau}_{\text{NL}}^{\text{loc}}$ is skewed with a clear tail to positive values. This arises since the $\tau_{\text{NL}}^{\text{loc}}$ estimator involves a positive-definite statistic,¹¹ with contributions from individual L modes following an approximate χ^2 distribution [e.g., 20, 52, 60, 119]. As a result, it is non-trivial to transform the the *Planck* $\hat{\tau}_{\text{NL}}^{\text{loc}}$ value to a 95% confidence interval on $\tau_{\text{NL}}^{\text{loc}}$.

¹¹ As discussed in Paper 1, our estimator essentially computes the power spectrum of a large-scale modulation field from which a noise contribution is subtracted.

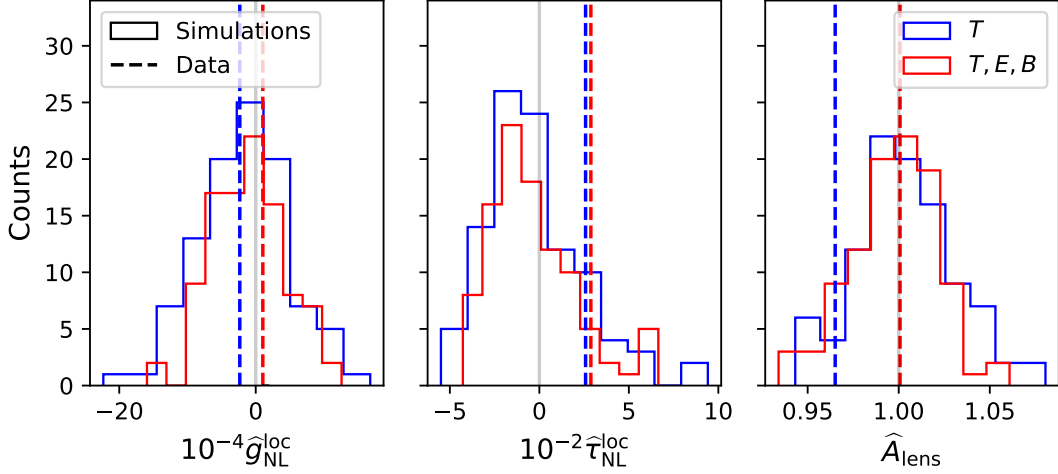


FIG. 1. Comparison of the *Planck* local and lensing non-Gaussianity amplitudes (dotted lines) to those from 100 FFP10 simulations (histograms) generated with $g_{\text{NL}}^{\text{loc}} = \tau_{\text{NL}}^{\text{loc}} = 0$ and $A_{\text{lens}} = 1$. We show results from temperature-only (blue) and temperature-plus-polarization (red), adopting the SEVEM component-separation pipeline in all cases. We find good agreement of data and simulations, though note that the $\hat{\tau}_{\text{NL}}^{\text{loc}}$ histograms are markedly asymmetric. This is explored in Appendix C, and yields a variety of 95% limits on $\tau_{\text{NL}}^{\text{loc}}$ with the strongest being $\tau_{\text{NL}}^{\text{loc}} < 1500$ from SMICA temperature and polarization.

As discussed in [20, 60], we can obtain a bound on $\tau_{\text{NL}}^{\text{loc}}$ by performing an L -by- L reconstruction using the approximate likelihoods of [120] (given that the sampling distribution of the compressed estimator is not well understood). This analysis is performed in Appendix C and yields measurements consistent with zero at each mode with the possible exception of $L = 3$ (matching [20, 60]). We find the following constraints:

$$\tau_{\text{NL}}^{\text{loc}} < 2360 \quad (\text{SEVEM}), \quad \tau_{\text{NL}}^{\text{loc}} < 1500 \quad (\text{SMICA})$$

from the baseline analysis or

$$\tau_{\text{NL}}^{\text{loc}} < 2460 \quad (\text{SEVEM}), \quad \tau_{\text{NL}}^{\text{loc}} < 1740 \quad (\text{SMICA})$$

from temperature alone. The SMICA constraints are significantly tighter than those of SEVEM: this occurs due to a downwards noise fluctuation in the $L = 3$ mode (cf. Fig. 17) and highlights the volatility of one-sided parameter constraints.

All of the above results have been obtained from independent analyses of $g_{\text{NL}}^{\text{loc}}$ and $\tau_{\text{NL}}^{\text{loc}}$ (*i.e.* assuming only one is non-zero). In Fig. 2, we show the joint constraint from the baseline and temperature-only analyses, assuming a Gaussian likelihood with covariance measured from the FFP10 simulations (without enforcing $\tau_{\text{NL}}^{\text{loc}} > 0$ given above non-detection). This yields the joint constraints:

$$\{10^{-4}\hat{g}_{\text{NL}}^{\text{loc}}, 10^{-2}\hat{\tau}_{\text{NL}}^{\text{loc}}\} = \{1.0 \pm 5.4, 2.8 \pm 2.4\} \quad (\text{SEVEM}) = \{0.3 \pm 4.8, -0.2 \pm 2.4\} \quad (\text{SMICA}),$$

from the baseline analysis; these are almost identical to the independent constraints due to the small correlations ($< 10\%$) between the two templates.

3. Late-Time Non-Gaussianity Results

As shown in Tab. II and Fig. 1, we obtain a strong detection of lensing in *Planck* PR4 with the 68% limits

$$\hat{A}_{\text{lens}} = 1.001 \pm 0.024 \quad (\text{SEVEM}) = 0.979 \pm 0.023 \quad (\text{SMICA});$$

this is fully consistent with the fiducial model. Notably, we find strong detections in each channel: the signal-to-noise ratio is 35σ (35σ) in temperature, 5.9σ (6.7σ) in polarization, and 42σ (43σ) in the combined SEVEM (SMICA) dataset. Primordial non-Gaussianity notwithstanding, this represents an important result of this work and is competitive with previous analyses, as we discuss in §V.

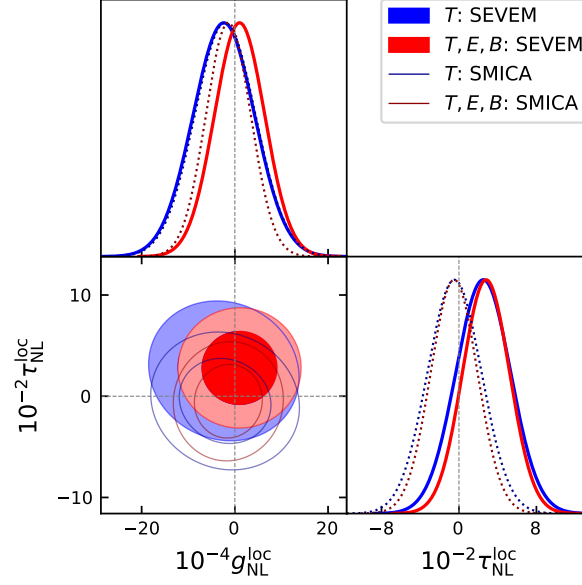


FIG. 2. Joint constraints on the local non-Gaussianity parameters using *Planck* PR4 data, processed using SEVEM (filled/solid) and SMICA (empty/dashed). We show results from both temperature-only (blue) and temperature-plus-polarization (red) datasets, assuming a Gaussian likelihood with covariances measured from 100 FFP10 simulations. We include all modes with $\ell \in [2, 2048]$ and $L \in [1, 30]$ for $\tau_{\text{NL}}^{\text{loc}}$, and subtract biases from CMB lensing have been subtracted. We observe limited correlations between $g_{\text{NL}}^{\text{loc}}$ and $\tau_{\text{NL}}^{\text{loc}}$; as such, the marginal constraints are similar to the single-template results given in Tab. II.

Using the joint Fisher matrix, we can assess the lensing-induced bias on $g_{\text{NL}}^{\text{loc}}$ and $\tau_{\text{NL}}^{\text{loc}}$ (shown graphically in Fig. 3): $\Delta g_{\text{NL}}^{\text{loc}} = 2.7 \times 10^4$ (corresponding to 0.5σ) and $\Delta \tau_{\text{NL}}^{\text{loc}} = 70$ (0.3σ) from the baseline SEVEM analysis. Due to our scale cuts, the lensing contributions to $\tau_{\text{NL}}^{\text{loc}}$ are small [cf. 20], though they are larger for $g_{\text{NL}}^{\text{loc}}$ and may dominate at larger ℓ_{max} . As discussed above, we could alternatively ameliorate lensing bias by performing a joint analysis of A_{lens} and the template of interest (without enforcing $A_{\text{lens}} = 1$); this yields the same shifts with a negligible change to the errorbars, given the tight constraints on A_{lens} .

We additionally find a significant detection of point sources, with the baseline result

$$10^{38} \hat{t}_{\text{ps}} = (32 \pm 6.2) \text{ K}^4 \quad (\text{SEVEM}) \quad = \quad (19.1 \pm 5.9) \text{ K}^4 \quad (\text{SMICA}).$$

As discussed in §V, this is consistent with past results. Since we did not account for point-source polarization, we cannot measure t_{ps} from E - and B -modes, thus the baseline constraints are almost identical to those from T -only.¹² Due to the different approaches to masking and spectral separation (which in part, aims to remove such contributions), we find a 2σ shift between smica and SEVEM. Unlike for lensing, point-sources lead to negligible bias in the primordial estimators (estimated via joint analyses of t_{ps} with the primordial shapes), with $\Delta g_{\text{NL}}^{\text{loc}} = 140$, $\Delta \tau_{\text{NL}}^{\text{loc}} = 13$, both of which are below 0.05σ . For this reason, we do not include point-sources in the EFTI and exchange template analyses.

4. Analysis Variants

Given the complexity of our pipeline, it is important to verify that our results are robust to modeling assumptions. To this end, we have performed a variety of additional $g_{\text{NL}}^{\text{loc}}$ and $\tau_{\text{NL}}^{\text{loc}}$ analyses modifying many aspects of the pipeline (focusing throughout on the SEVEM component-separation pipeline). Below, we describe these tests and their conclusions, with a graphical summary shown provided in Fig. 3.

a. Weighting As discussed in §III C, the variance of our trispectrum estimators depends on the choice of weighting scheme, S^{-1} . Whilst our fiducial analyses use the idealized form of (5), we may also apply the conjugate-gradient

¹² Slight variations arise due to the TE correlations included in the weighting scheme.

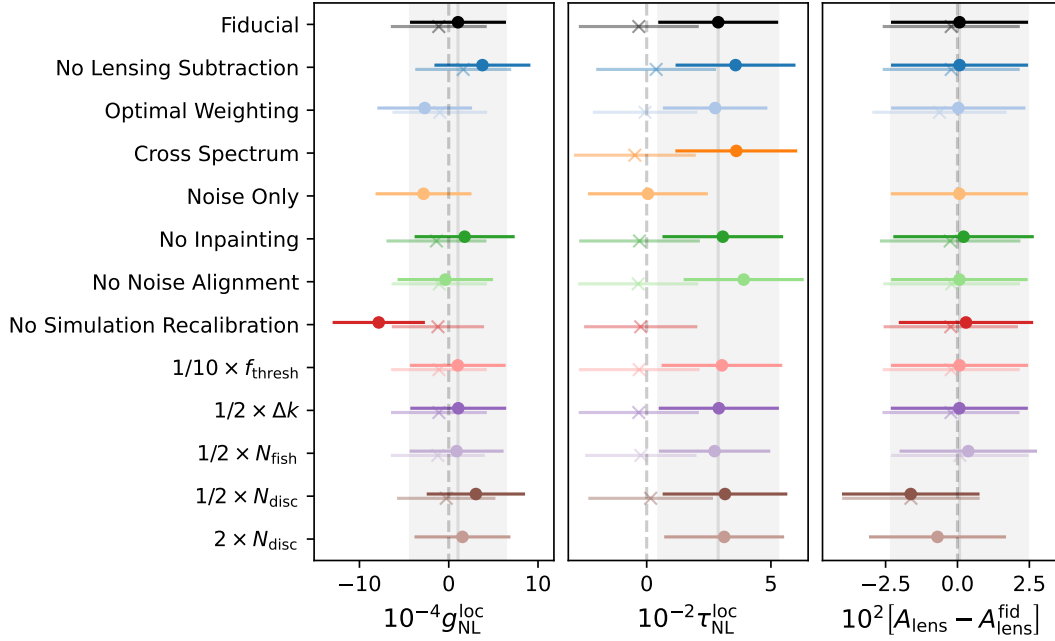


FIG. 3. Summary of the main validation tests performed for the local and lensing *Planck* non-Gaussianity analyses. Each point represents the measurement and 1σ error for $g_{\text{NL}}^{\text{loc}}$, $\tau_{\text{NL}}^{\text{loc}}$, A_{lens} (analyzed independently) obtained from an analysis varying a particular part of the pipeline. The dark circles indicate the data, whilst the light crosses show the mean of 100 FFP10 simulations. In all cases, we analyze the baseline SEVEM dataset at $\ell_{\text{max}} = 2048$. Some points are omitted since the corresponding analyses were not carried out (e.g., $g_{\text{NL}}^{\text{loc}}$ cross-spectra). We show results from the following tests: not removing lensing-induced biases (blue); optimal S^{-1} weighting (light blue); applying the estimators to the split A/B or noise-only datasets (dark and light orange); including point-sources in the mask instead of inpainting (dark green); altering the FFP10 simulation noise and calibration (light green and red, with the latter $\tau_{\text{NL}}^{\text{loc}}$ constraint outside the plotting region); changing the estimator hyperparameters such as optimization convergence (pink), k -integral resolution (purple), Fisher matrix iterations (light purple) and the number of simulations used to remove the disconnected trispectrum (brown). We find excellent agreement in almost all cases indicating that our pipeline is robust; the largest deviations are found when changing the weighting scheme (due to differing treatment of noise), analyzing the noise-only simulations (which null cosmic variance fluctuations), and dropping the simulation recalibration (which corrects for a 3% power deficit). Additional tests elucidating the impact of scale- and sky-cuts are shown in Figs. 4 & 5.

scheme given in (6), which accounts for spatial variation of the noise and mask (though ignores the scale-dependence of the noise). This relies on repeated harmonic transforms and is thus more expensive to compute; however, it may yield lower-noise trispectrum estimators. Applied to the baseline SEVEM dataset, the (quasi)-optimal weighting gives

$$\{10^{-4}\hat{g}_{\text{NL}}^{\text{loc}}, 10^{-2}\hat{\tau}_{\text{NL}}^{\text{loc}}, \hat{A}_{\text{lens}}, 10^{38}\hat{t}_{\text{ps}}\} = \{-2.7 \pm 5.3, 2.8 \pm 2.1, 1.000 \pm 0.023, 27.3 \pm 59\} \quad (\text{SEVEM}),$$

which can be compared to the idealized- S^{-1} constraints in Tab. II. We find shifts of up to 0.8σ in the parameters, attributed to the differing noise properties, and a 1 – 15% improvement in both empirical and theoretical errorbars, which leads to a slightly stronger (43σ) detection of lensing. We find largest improvements for $\sigma(\tau_{\text{NL}}^{\text{loc}})$; this suggests that the gains induced by optimal weighting schemes derive primarily from large-scales (which are highly contaminated by the mask). Given the significant increase in computation time required to implement such forms and the fairly modest improvements, we do not consider them further in this work.

b. Data To assess the impact of (possibly non-Gaussian) noise on our parameter constraints we use the NPIPE-A/B data-splits. These are constructed to have maximally independent noise properties, such that the cross-spectrum only contains cosmological and foreground contributions. As discussed in [1, 60] (see also [20, 54]), these can be used to build a ‘cross-field’ estimator for exchange non-Gaussianity.¹³ This is implemented in a modified version of the

¹³ To understand this, we note that the exchange estimators can be written in terms of the power spectrum of some quadratic field $\Phi_{LM}[d, d]$ (see Appendix C). Replacing $\Phi_{LM}[d, d]$ with a quadratic field built from independent data-splits, $\Phi_{LM}[d^A, d^B]$, results in an estimator that is less susceptible to noise, in part due to the removal of noise contributions from the mean-field term $\langle \Phi_{LM}[d^A, d^B] \rangle$. Since the CMB signal is preserved, this does not require a change in the normalization.

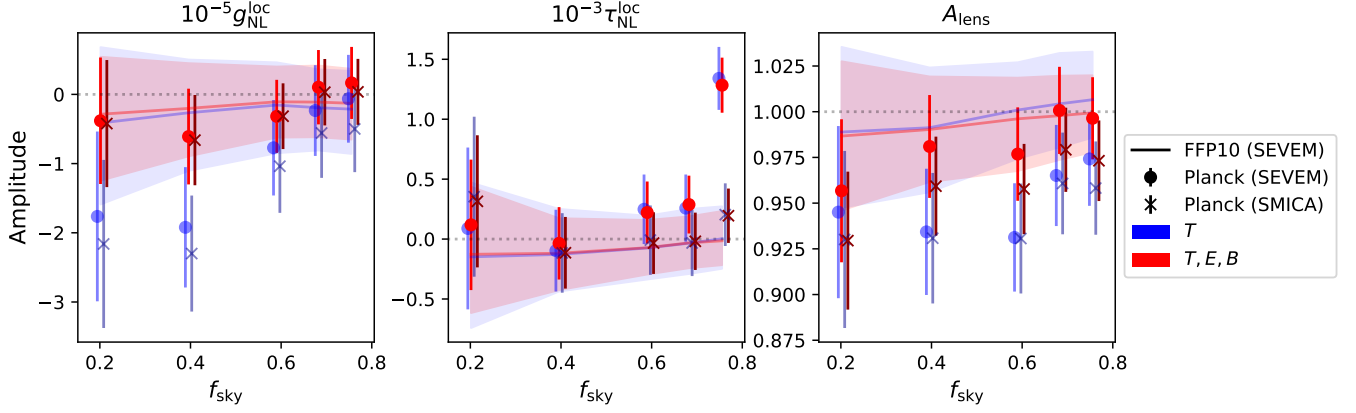


FIG. 4. Dependence of the *Planck* local and lensing non-Gaussianity constraints on the sky fraction, f_{sky} . We present results for five choices of galactic mask (combining GAL020 to GAL080 with the common component-separation mask), using both SEVEM (light circles) and smica (dark crosses). The baseline and temperature-only results are displayed in red and blue respectively, and the shaded regions summarize the measurements from 100 FFP10 simulations. We find consistent results for the $g_{\text{NL}}^{\text{loc}}$ and A_{lens} analyses, given the noise fluctuations induced by the changing sky fraction. For $\tau_{\text{NL}}^{\text{loc}}$, we find strong evidence for foreground contamination in the SEVEM using the GAL080 ($f_{\text{sky}} \approx 0.75$) mask. To ameliorate this, we adopt the GAL070 mask throughout this paper.

POLYSPEC code, utilizing both the *Planck* and FFP10 A/B splits.¹⁴ For the baseline (temperature-only) dataset, we find $10^{-2}\hat{\tau}_{\text{NL}}^{\text{loc}} = 3.6 \pm 2.5$ (2.8 ± 2.7), corresponding to a shift of 0.3σ (0.06σ) with respect to the fiducial values, and a negligible change in the errorbars. This variation is consistent with the 0.3σ root-mean-square difference between full and data-split $\tau_{\text{NL}}^{\text{loc}}$ analyses of FFP10 simulations.

Alternatively, we can apply the trispectrum estimators to the difference of the two data-splits. This isolates the effects of noise, nulling any physical signal. From the baseline analysis, we find $\{10^{-4}\hat{g}_{\text{NL}}^{\text{loc}}, 10^{-2}\hat{\tau}_{\text{NL}}^{\text{loc}}, \hat{A}_{\text{lens}}, 10^{38}\hat{t}_{\text{ps}}\} = \{-0.1 \pm 5.4, 0.8 \pm 2.4, 0.00 \pm 0.024, -0.6 \pm 6.2\}$; these are all consistent with zero within 0.3σ . This further indicates that the noise contributions to the $g_{\text{NL}}^{\text{loc}}$ and A_{lens} analyses are subdominant.

c. Simulations Our estimators require a suite of simulations that accurately capture the two-point function of the data. Although our estimators null any mismatch at leading order (due to the two-field $d^2 \langle d^2 \rangle$ term in the estimators), the high-precision of *Planck* implies that second-order effects can still lead to significant bias. To assess this, we first perform analyses without the FFP10 ‘noise alignment’ maps, which were created to address a percent-level mismatch between observed and simulated high-frequency noise spectra at $\ell > 100$ [62]. This yields shifts of $\Delta g_{\text{NL}}^{\text{loc}} = -14000$, $\Delta \tau_{\text{NL}}^{\text{loc}} = 102$, corresponding to -0.3σ and 0.4σ respectively, though negligible bias on \hat{A}_{lens} or \hat{t}_{ps} . The variation in $\hat{g}_{\text{NL}}^{\text{loc}}$ is much larger than the noise-only measurement reported in the previous section, implying that such a correction is important to ensure that the simulations faithfully represent the data.

As discussed in §III A, the FFP10 simulations exhibit a $\approx 3\%$ deficit in C_ℓ^{TT} at $\ell > 1000$ compared to the *Planck* data (and associated theoretical models). Since this is also present in the cross-spectrum of the data-splits, it is physical in origin. By default, we correct for this mismatch by adding Gaussian noise to the simulations, such that the two power spectra agree (following [60]). Removing this correction leads to large parameter shifts: the baseline analysis gives $\Delta g_{\text{NL}}^{\text{loc}} = -89000$, $\Delta \tau_{\text{NL}}^{\text{loc}} = 1500$, and $\Delta t_{\text{ps}} = 8.3 \times 10^{-38}$, corresponding to -1.7σ , 6.4σ , and 1.3σ respectively (with negligible change to A_{lens} , matching [99]). This corresponds to a (spurious) 7.6σ detection of $\tau_{\text{NL}}^{\text{loc}}$, and highlights the importance of accurate simulations.

d. Masking Galactic dust and extragalactic point sources are strongly non-Gaussian, and, if unaccounted for, could severely bias our parameter constraints. To test their impact, we perform a suite of analyses using different galactic masks (see §III B). Since the impact of dust also depends on the efficacy of the component separation pipeline, we consider both SEVEM and SMICA in this section, analyzing the baseline and temperature-only datasets.

Fig. 4 shows the dependence of our local and lensing constraints on the analysis mask. For the $g_{\text{NL}}^{\text{loc}}$ and A_{lens} analyses, we find consistent results for all masks and datasets, given the expected $1 - 2\sigma$ variation due to the large

¹⁴ This approach cannot be applied to $g_{\text{NL}}^{\text{loc}}$ since the corresponding estimator cannot be factorized as a product of quadratic fields. To remove disconnected noise contributions in this case, we would require four data-splits.

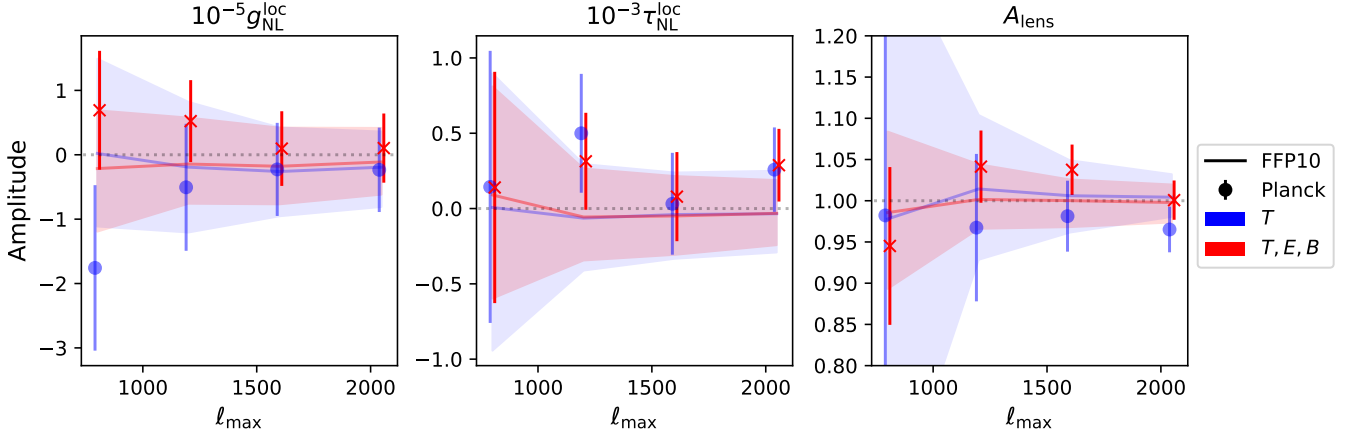


FIG. 5. As Fig. 4, but showing the dependence of local and lensing non-Gaussianity constraints on the maximum scale included in the analysis, ℓ_{\max} . All results are obtained using the SEVEM component-separation pipeline. At every ℓ_{\max} , the *Planck* data is consistent with the expected distribution, yielding no evidence for scale-dependent bias nor primordial non-Gaussianity.

change in sky fraction, f_{sky} . Furthermore, the results approximately converge by $f_{\text{sky}} \approx 0.6$ (GAL060), indicating that any foreground biases are small. In all $\tau_{\text{NL}}^{\text{loc}}$ analyses, we find consistent results up to $f_{\text{sky}} \approx 0.7$, with the GAL060 and GAL070 measurements consistent to within 0.25σ .

Increasing to $f_{\text{sky}} \approx 0.75$ (via GAL080), we find a 4σ shift in both the baseline and temperature-only SEVEM $\hat{\tau}_{\text{NL}}^{\text{loc}}$ measurements, and a more modest 0.9σ shift in SMICA. Notably, the SEVEM measurements are 4.7σ away from zero, with $10^{-2}\hat{\tau}_{\text{NL}}^{\text{loc}} = 12.8 \pm 2.4$. The stark difference between the GAL070 and GAL080 measurements indicates contamination from Galactic foregrounds given that (a) we have added just 10% more data (with the mocks exhibiting an average deviation of 0.3σ), and (b) the shift depends strongly on the component-separation pipeline. Since the $\tau_{\text{NL}}^{\text{loc}}$ estimators are dominated by large-scale L -modes, this shift is not surprising, particularly given the known non-Gaussianity of Galactic dust [e.g., 121]. For $f_{\text{sky}} \lesssim 0.7$, all of the estimators are stable, and we find no evidence for residual foregrounds; this motivates the fiducial mask (GAL070) used in this work and in previous analyses [60, 99], and implies that our main results are robust (particularly given the consistency of SEVEM and SMICA).

Finally, we test the dependence of our constraints on the inpainting scheme. In the fiducial analyses, the mask includes only large-scale features, with small holes (from point sources or other residual foregrounds) infilled using a diffusive scheme. As discussed in §III B, we can alternatively define a combined mask which removes both large- and small-scale features, obviating the need for inpainting. This leads to at most 0.1σ shifts in the baseline SEVEM constraints, implying that our inpainting procedure does not induce bias.

e. Scale-Cuts In Fig. 5, we assess the dependence on ℓ_{\max} , the maximum harmonic mode included in the analysis. Although we find some variation in $\hat{\tau}_{\text{NL}}^{\text{loc}}$ and \hat{A}_{lens} as ℓ_{\max} increases (due to the changing noise properties), the results are broadly consistent across scales, and closely match the fiducial values ($g_{\text{NL}}^{\text{loc}} = \tau_{\text{NL}}^{\text{loc}} = 0$, $A_{\text{lens}} = 1$). This implies that our analysis is robust to additional physics entering at high- ℓ , such as small-scale noise and foregrounds, as well as CMB secondary effects.

As detailed in [48, 118], the error on $\hat{g}_{\text{NL}}^{\text{loc}}$ should scale as ℓ_{\max}^{-1} , whilst that on $\hat{\tau}_{\text{NL}}^{\text{loc}}$ enjoys a stronger ℓ_{\max}^{-2} scaling. From the temperature-only analyses in Fig. 5, we find the expected scaling for $g_{\text{NL}}^{\text{loc}}$ at $\ell_{\max} \leq 1600$, but a saturation thereafter; when adding polarization, $\sigma(g_{\text{NL}}^{\text{loc}})$ is constant beyond $\ell_{\max} = 1200$. This occurs since *Planck* becomes noise-dominated at high- ℓ (particularly for polarization), thus the theoretical scalings do not apply. For $\tau_{\text{NL}}^{\text{loc}}$, we find similar results: strong scalings for $\ell_{\max} \leq 1200$, but saturation on smaller scales. Constraints on A_{lens} show particularly strong dependence on ℓ_{\max} : as noted in many previous analyses, lensing reconstruction is driven by small-scales and considerably aided by polarization information. The results indicate that the scale cuts used in this work are sufficient; moreover, we would find minimal loss of information if we reduced ℓ_{\max} to 1600 (as in the *Planck* analyses [21, 22]).

$\tau_{\text{NL}}^{\text{loc}}$ analyses require additional scale-cuts for the internal trispectrum leg, L . As discussed in [2, 48, 52, 118], we expect constraints to be dominated by the lowest L modes, principally $L = 1$ and $L = 2$. Repeat the baseline analysis with $L_{\max} = 2$ ($L_{\max} = 10$) results in a -0.9σ (0.2σ) variation in $\hat{\tau}_{\text{NL}}^{\text{loc}}$; this is attributed to noise fluctuations, as well as the (likely spurious) octopole signal discussed in Appendix C. Moreover, this leads to just 10% ($< 1\%$) inflation in the theoretical errorbars, confirming the previous forecasts and implying that our baseline choice ($L_{\max} = 30$) is

conservative. We can also vary the minimum scale-cut, L_{\min} , to check for contamination from the $L = 1$ kinematic dipole discussed in previous *Planck* analyses [20]. Restricting to $L_{\min} = 2$ significantly degrades the $\tau_{\text{NL}}^{\text{loc}}$ constraints: we find $10^{-2}\hat{\tau}_{\text{NL}}^{\text{loc}} = 13.7 \pm 6.8$ from the baseline SEVEM dataset, almost $3\times$ weaker than the fiducial results shown in Tab. II. Regardless of whether the $L = 1$ mode is included, we find no significant preference for non-zero $\tau_{\text{NL}}^{\text{loc}}$, indicating that the NPIPE processing effectively removes the kinematic dipole. Further discussion of the L -dependence of our $\tau_{\text{NL}}^{\text{loc}}$ constraints (including an L -by- L plot) can be found in Appendix C.

f. Hyperparameters As discussed in §III, our trispectrum estimators involve a number of hyperparameters and precision settings. Whilst these are extensively validated in Paper 2 at $\ell_{\max} = 512$, we perform some additional tests herein to ensure that our high-resolution results do not suffer from systematic contamination. These are visualized in Fig. 3.

- **Optimization:** The f_{thresh} parameter controls the tolerance in the POLYSPEC optimization algorithm [1, 37, 114]. More specifically, we require that the radial integrals contained in the $g_{\text{NL}}^{\text{loc}}$ and $\tau_{\text{NL}}^{\text{loc}}$ estimators are sufficiently well sampled such that the ideal Fisher matrices have an error below f_{thresh} . Reducing from $f_{\text{thresh}} = 10^{-3}$ to $f_{\text{thresh}} = 10^{-4}$ changes the baseline $\hat{g}_{\text{NL}}^{\text{loc}}$ and $\hat{\tau}_{\text{NL}}^{\text{loc}}$ by -0.005σ and 0.06σ respectively and the Fisher matrices by $< 0.4\%$, indicating that the integrals are sufficiently converged.
- **Fourier-Space Resolution:** To convert from curvature perturbations to CMB anisotropies, we must perform k -space integrals over the transfer function and Bessel function. Since these integrals can be precomputed, we typically use a fine k -grid with $N_k \approx 2 \times 10^4$ points (as computed by CAMB). Reducing to $N_k \approx 7000$ yields negligible changes to the constraints: the largest variation is in the $\tau_{\text{NL}}^{\text{loc}}$ analysis, with a 0.25% change in the Fisher matrix and a 0.01σ variation in the baseline constraint, indicating excellent convergence.
- **Fisher Matrix Convergence:** To avoid prohibitively high-dimensional sums, the Fisher matrices are computed using Monte Carlo summation. By default, we use $N_{\text{fish}} = 20$ realizations; halving this leads to variation in the Fisher matrix of up to 7% (for $\tau_{\text{NL}}^{\text{loc}}$), and shifts in the *Planck* measurements by up to -0.06σ ($\tau_{\text{NL}}^{\text{loc}}$) and 0.13σ (A_{lens}), which are consistent with the 0.1σ root-mean-square deviation observed in simulations. Since these variations are a small fraction of a sigma and overestimate the $N_{\text{fish}} = 20$ error by $\sim \sqrt{2}$, we consider our Fisher matrices sufficiently converged.
- **Numerator Convergence:** Since the Gaussian contribution to the CMB four-point function typically dominates, we require a large value of N_{disc} to isolate the non-Gaussian contribution of interest. Repeating the baseline analysis with $N_{\text{disc}} = 50$ disconnected simulations leads to $\{0.4\sigma, 0.1\sigma, -0.7\sigma, -0.1\sigma\}$ shifts in $\{\hat{g}_{\text{NL}}^{\text{loc}}, \hat{\tau}_{\text{NL}}^{\text{loc}}, \hat{A}_{\text{lens}}, \hat{t}_{\text{ps}}\}$, which are fairly significant. Whilst the scaling of this effect is known ($\sim 1/\sqrt{N_{\text{disc}}}$), the amplitude differs between templates and is not easy to estimate *a priori*, due to the differing overlap of the connected and disconnected contributions (though see [99] for $\tau_{\text{NL}}^{\text{loc}}$). Increasing to $N_{\text{disc}} = 200$ yields improved agreement, with shifts of $\{0.1\sigma, 0.1\sigma, -0.3\sigma, 0.1\sigma\}$. This corresponds to the baseline SEVEM constraints $\{10^{-4}\hat{g}_{\text{NL}}^{\text{loc}}, 10^{-2}\hat{\tau}_{\text{NL}}^{\text{loc}}, \hat{A}_{\text{lens}}, \hat{t}_{\text{ps}}\} = \{1.5 \pm 5.4, 3.1 \pm 2.4, 0.993 \pm 0.024, 32.9 \pm 6.2\}$. Since all shifts are within 0.3σ (and smaller for the primordial non-Gaussianity parameters, which are our main focus), we conclude that our analysis is robust to variations in N_{disc} . In general, convergence can be assessed using the validation simulations: if N_{disc} is too small, the mean will be noticeably biased away from zero.

g. Conclusion In this section, we have performed detailed validation of the *Planck* local and lensing non-Gaussianity constraints by performing a wide variety of supplementary analyses. Our main conclusion is that the fiducial constraints quoted in Tab. II are robust to modest variations in masking, noise properties, weighting, scale-cuts, resolution parameters, and beyond. The largest sources of error are: (a) mismatch between simulations and data; (b) residual foregrounds; (c) insufficient number of disconnected simulations. If unaccounted for, these effects could cause spurious detections of primordial non-Gaussianity; here, our fiducial analysis settings ensure that any such contamination is small.

B. Constant Non-Gaussianity

Next, we consider the constant non-Gaussianity template introduced in [51, 53]. As discussed in §II, this features a roughly constant amplitude in all trispectrum configurations, with features imprinted only by the transfer functions. Given the simple curvature four-point function (see Appendix A), the shape is straightforward to analyze and the estimator is very similar to that of $g_{\text{NL}}^{\text{loc}}$. To obtain the observational constraints, we use the same hyperparameters as in the previous section and constrain the following amplitudes: $\{g_{\text{NL}}^{\text{loc}}, g_{\text{NL}}^{\text{con}}, A_{\text{lens}}, t_{\text{ps}}\}$, which can be analyzed independently or jointly.

Template	Planck-SEVEM			Planck-SMICA		
	T	E, B	T, E, B	T	E, B	T, E, B
$10^{-4} g_{\text{NL}}^{\text{loc}}$	-2.5 ± 6.6	32.4 ± 41.4	1.0 ± 5.4	-5.6 ± 6.5	45.8 ± 41.4	0.3 ± 4.8
$10^{-5} g_{\text{NL}}^{\text{con}}$	-18.2 ± 11.0	-11.8 ± 27.1	-4.3 ± 5.2	-14.6 ± 11.0	-24.3 ± 26.9	-4.8 ± 5.0
$10^{-5} g_{\text{NL}}^{\hat{\sigma}^4}$	-20.2 ± 16.0	-47.7 ± 49.4	-10.3 ± 8.0	-15.3 ± 16.3	-72.0 ± 44.5	-11.7 ± 7.7
$10^{-5} g_{\text{NL}}^{\hat{\sigma}^2(\partial\sigma)^2}$	-23.7 ± 18.4	-59.9 ± 55.6	-10.3 ± 9.5	-21.3 ± 18.6	-86.3 ± 51.6	-11.2 ± 8.9
$10^{-5} g_{\text{NL}}^{(\partial\sigma)^4}$	-7.1 ± 4.4	-14.5 ± 14.0	-1.3 ± 2.6	-7.2 ± 4.4	-21.9 ± 13.1	-1.2 ± 2.5

TABLE III. *Planck* PR4 constraints on contact non-Gaussianity. We give results for the local shape $g_{\text{NL}}^{\text{loc}}$ (matching Tab. II), the featureless constant template $g_{\text{NL}}^{\text{con}}$, and the three Effective Field Theory of Inflation templates $g_{\text{NL}}^{\hat{\sigma}^4}$, $g_{\text{NL}}^{\hat{\sigma}^2(\partial\sigma)^2}$, $g_{\text{NL}}^{(\partial\sigma)^4}$, all of which are analyzed independently. This table is analogous to Tab. II, and subtracts lensing bias from all results, with errorbars obtained from FFP10 simulations. Across all analyses, we find no detection of primordial non-Gaussianity, and observe that constraints tighten significantly ($\approx 2\times$) when polarization is included. Joint analyses featuring $g_{\text{NL}}^{\text{con}}$ and the EFTI templates are shown in Figs. 6 & 7 respectively, with marginalized constraints given in the text.

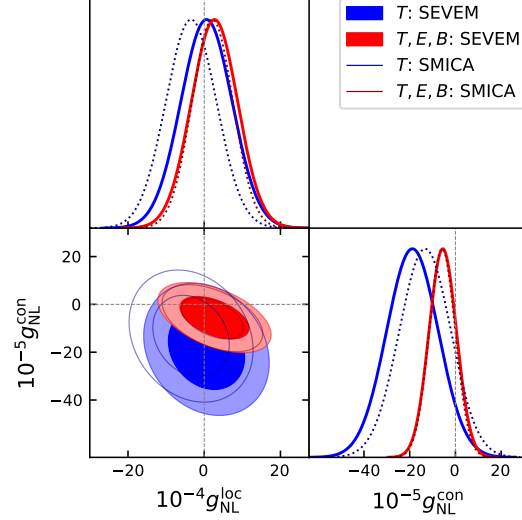


FIG. 6. As Fig. 2, but plotting joint constraints on local cubic non-Gaussianity, $g_{\text{NL}}^{\text{loc}}$, and the constant $g_{\text{NL}}^{\text{con}}$ template (assuming a Gaussian likelihood, as before). When polarization is included, we find significant correlations between parameters, yielding the joint SEVEM (SMICA) constraints $\{10^{-4} \hat{g}_{\text{NL}}^{\text{loc}}, 10^{-5} \hat{g}_{\text{NL}}^{\text{con}}\} = \{2.7 \pm 6.0, -5.6 \pm 6.0\}$ ($\{2.1 \pm 5.4, -5.8 \pm 5.7\}$), which are 10 – 15% weaker than the single-template constraints listed in Tab. II.

In Tab. III, we list the *Planck* PR4 constraints on $g_{\text{NL}}^{\text{con}}$, with the baseline result:

$$10^{-5} \hat{g}_{\text{NL}}^{\text{con}} = -5.6 \pm 6.0 \quad (\text{SEVEM}) \quad = -5.8 \pm 5.7 \quad (\text{SMICA}),$$

subtracting lensing bias as before. Across all fields and component-separation methods, we find no evidence for primordial non-Gaussianity, with a maximum deviation of (-1.7σ) for the temperature-only SEVEM analysis. Results for SEVEM and SMICA are consistent within 0.1σ (baseline), or 0.3σ (temperature-only), indicating no evidence for foreground contamination. Adding polarization reduces the errorbars by more than a factor of two; the improvement primarily stems from the inclusion of cross-spectra such as $TTTE$, and is larger than for $g_{\text{NL}}^{\text{loc}}$ due to the differing shape of the template (with less focus on large-scales, where E -modes are noise-dominated).

A joint analysis of the $g_{\text{NL}}^{\text{loc}}$ and $g_{\text{NL}}^{\text{con}}$ contact templates is shown in Fig. 6. The corresponding constraints are consistent with zero within 1.7σ , with the baseline values

$$\{10^{-4} \hat{g}_{\text{NL}}^{\text{loc}}, 10^{-5} \hat{g}_{\text{NL}}^{\text{con}}\} = \{2.7 \pm 6.0, -5.6 \pm 6.0\} \quad (\text{SEVEM}) \quad = \{2.1 \pm 5.4, -5.8 \pm 5.7\} \quad (\text{SMICA}),$$

with the $g_{\text{NL}}^{\text{con}}$ bound weakening by a factor of two when polarization channels are excluded. As seen in the Figure, the baseline contours are fairly correlated (with $\text{corr}(g_{\text{NL}}^{\text{loc}}, g_{\text{NL}}^{\text{con}}) = 0.45$ measured from 100 FFP10 simulations); this leads to a 15% degradation in the joint errorbars compared to the independent results.

Lastly, we can perform some simple consistency checks. Analyzing the mean of 100 FFP10 simulations returns results consistent with zero at 0.2σ , indicating no significant biases from the finite number of disconnected simulations, nor from the residual foregrounds and noise non-Gaussianity present in the simulation suite. Moreover, the errorbar on $g_{\text{NL}}^{\text{con}}$ is consistent with the expected value of 5.4×10^5 obtained from the inverse Fisher matrix (given the $\mathcal{O}(10\%)$ variation expected from the finite number of simulations), implying that our pipeline is close to optimal. Performing a joint analysis of $g_{\text{NL}}^{\text{con}}$ and t_{ps} negligibly impacts our parameter constraints (with $\Delta g_{\text{NL}}^{\text{con}} = 1300$ in the baseline analysis); however, we find a large lensing-induced bias with $\Delta g_{\text{NL}}^{\text{con}} = 1.7 \times 10^6$, corresponding to 3.3σ (both from the Fisher matrix prediction and through joint analyses). If this bias is not subtracted, we would report a spurious detection of constant non-Gaussianity; since the mean-of-FFP10 analysis returns null results after we apply the correction, we conclude that any residual bias is small.

C. EFTI Non-Gaussianity

Our final set of contact templates are the EFTI shapes, encoding self-interactions in single- and multi-field inflation. As discussed in [Paper 1](#) and [\[37\]](#), these involve double integrals (over radius and conformal time), and are thus somewhat more expensive to compute. Here, we analyze the three EFTI amplitudes – $g_{\text{NL}}^{\dot{\sigma}^4}, g_{\text{NL}}^{\dot{\sigma}^2(\partial\sigma)^2}, g_{\text{NL}}^{(\partial\sigma)^4}$ – in concert with the cubic local template, $g_{\text{NL}}^{\text{loc}}$, and the lensing amplitude, A_{lens} , to account for any correlations. To reduce computational costs, we use slightly different hyperparameters to [§IV A](#): (a) we set $N_{\text{disc}} = 50$ when analyzing simulations (retaining $N_{\text{disc}} = 100$ for the observational data); (b) we set $N_{\text{fish}} = 10$; (c) we use a stricter optimization tolerance, $f_{\text{thresh}} = 10^{-4}$, but perform the optimization in two stages, as described in [§III D](#); (d) we use a coarser k -integration grid (to avoid excess memory requirements); (e) we analyze only 50 simulations. These choices are validated at the end of this section.

1. Independent Constraints

The lower half of [Tab. III](#) presents our main results: independent constraints on the three EFTI parameters. From the baseline analysis, we find

$$\begin{aligned} \{10^{-5}\hat{g}_{\text{NL}}^{\dot{\sigma}^4}, 10^{-5}\hat{g}_{\text{NL}}^{\dot{\sigma}^2(\partial\sigma)^2}, 10^{-5}\hat{g}_{\text{NL}}^{(\partial\sigma)^4}\} &= \{-10 \pm 8, -10 \pm 10, -1 \pm 3\} \quad (\text{SEVEM}) \\ &= \{-12 \pm 8, -11 \pm 9, -1 \pm 3\} \quad (\text{SMICA}), \end{aligned}$$

all of which are consistent with zero within 1.3σ (1.5σ). Across all data combinations, we find no detection of EFTI non-Gaussianity, with a maximum deviation of 1.7σ (from the SMICA polarization-only analysis). The addition of polarization (which is new to this work) sharpens the constraints by a factor of $1.6 - 2.1$; this improvement is larger than for $g_{\text{NL}}^{\text{loc}}$ or $\tau_{\text{NL}}^{\text{loc}}$ due to the equilateral shape of the EFTI templates (noting that large- and small-scale polarization modes are noise dominated). As for the local non-Gaussianity analyses, constraints are primarily driven by temperature anisotropies and cross-spectra: the polarization dataset yields $\approx 3\times$ weaker constraints than the temperature dataset. In the baseline analyses, we find excellent agreement between the two component-separation methods (within 0.2σ), though the polarization-only results show larger shifts (up to 0.5σ). As for $g_{\text{NL}}^{\text{loc}}$, the empirical distribution of \hat{g}_{NL} estimates from 50 FFP10 simulations appear with a Gaussian distribution, and, moreover, we find good agreement between empirical and theoretical error-bars ($5 - 15\%$ in the baseline analysis, noting the expected 10% scatter). This implies that our pipeline is close to optimal.

2. Joint Constraints

As noted in [\[37\]](#), the three EFTI templates describe similar physics, thus it is profitable to perform joint analyses in addition to the above. In the bottom left panels of [Fig. 7](#), we show the joint constraints on $g_{\text{NL}}^{\dot{\sigma}^4}, g_{\text{NL}}^{\dot{\sigma}^2(\partial\sigma)^2}, g_{\text{NL}}^{(\partial\sigma)^4}$, and $g_{\text{NL}}^{\text{loc}}$ (noting that many models source both EFTI and local non-Gaussianity). Whilst $g_{\text{NL}}^{\text{loc}}$ is roughly uncorrelated with the other parameters ($\lesssim 10\%$, or $\lesssim 5\%$ without polarization), there are clear degeneracies in the triplet of EFTI parameters. The inverse Fisher matrix predicts the correlation coefficients

$$\text{corr}(g_{\text{NL}}^{\dot{\sigma}^4}, g_{\text{NL}}^{\dot{\sigma}^2(\partial\sigma)^2}) = -0.94, \quad \text{corr}(g_{\text{NL}}^{\dot{\sigma}^4}, g_{\text{NL}}^{(\partial\sigma)^4}) = 0.78, \quad \text{corr}(g_{\text{NL}}^{\dot{\sigma}^2(\partial\sigma)^2}, g_{\text{NL}}^{(\partial\sigma)^4}) = -0.91$$

(from the baseline analysis, though similar from temperature-alone); these agree with the correlations extracted from the FFP10 simulations within 5% . As in the single-template analyses, we find no evidence for non-Gaussianity, with

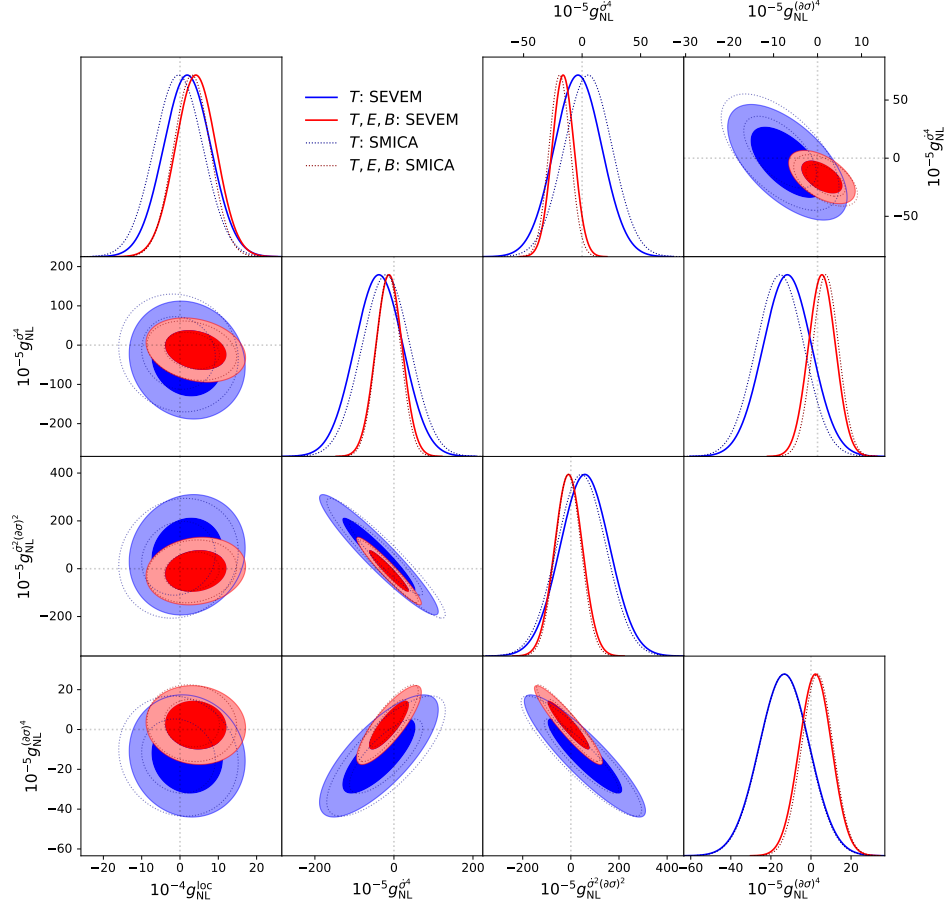


FIG. 7. As Fig. 2, but plotting joint constraints on the local and EFTI parameters: $\{g_{\text{NL}}^{\text{loc}}, g_{\text{NL}}^{\sigma^4}, g_{\text{NL}}^{\sigma^2(\partial\sigma)^2}, g_{\text{NL}}^{(\partial\sigma)^4}\}$. The bottom left plots show the results of a joint analysis of all four templates, whilst the top right plots restrict to $\{g_{\text{NL}}^{\sigma^4}, g_{\text{NL}}^{(\partial\sigma)^4}\}$ allowing comparison with literature constraints. The addition of polarization (which is new to this work) leads to significantly tighter constraints on EFTI parameters. For the two-dimensional analysis, we find the marginalized temperature-plus-polarization constraints $\{10^{-5} g_{\text{NL}}^{\sigma^4}, 10^{-5} g_{\text{NL}}^{\sigma^2(\partial\sigma)^2}\} = \{-16.2 \pm 9.2, 1.0 \pm 3.1\}$ from SEVEM, or $\{-19.1 \pm 9.0, 1.8 \pm 2.9\}$ from SMICA, which are only mildly weaker than the constraints given in Tab. III.

the joint constraints:

$$\begin{aligned} \{10^{-4} \hat{g}_{\text{NL}}^{\text{loc}}, 10^{-5} \hat{g}_{\text{NL}}^{\sigma^4}, 10^{-5} \hat{g}_{\text{NL}}^{\sigma^2(\partial\sigma)^2}, 10^{-5} \hat{g}_{\text{NL}}^{(\partial\sigma)^4}\} &= \{4.1 \pm 5.3, -12 \pm 33, -9 \pm 57, 2.2 \pm 8.0\} \quad (\text{SEVEM}) \\ &= \{3.1 \pm 4.7, -14 \pm 31, -11 \pm 53, 3.2 \pm 7.8\} \quad (\text{SMICA}), \end{aligned}$$

from the baseline analysis. As before, these are highly consistent between SEVEM and SMICA, and weakened by a factor of two if one excludes polarization.

Due to the strong correlations between templates, the joint constraints on the EFTI parameters are $3 - 6\times$ weaker than the independent constraints reported in Tab. III. One way to ameliorate this is to switch basis, defining a decorrelated set of EFTI parameters using a Gram-Schmidt orthogonalization of the theoretical covariance matrix. For the baseline analysis, this yields

$$\begin{aligned} \{10^{-5} \hat{g}_{\text{NL}}^{\text{EFTI},1}, 10^{-5} \hat{g}_{\text{NL}}^{\text{EFTI},2}, 10^{-5} \hat{g}_{\text{NL}}^{\text{EFTI},3}\} &= \{-12 \pm 33, -29 \pm 17, -1.5 \pm 2.6\} \quad (\text{SEVEM}) \\ &= \{-14 \pm 31, -33 \pm 16, -1.0 \pm 2.5\} \quad (\text{SMICA}), \end{aligned}$$

defining $g_{\text{NL}}^{\text{EFTI},1} = g_{\text{NL}}^{\sigma^4}$, $g_{\text{NL}}^{\text{EFTI},2} = 1.57 g_{\text{NL}}^{\sigma^4} + g_{\text{NL}}^{\sigma^2(\partial\sigma)^2}$, $g_{\text{NL}}^{\text{EFTI},3} = 0.14 g_{\text{NL}}^{\sigma^4} + 0.19 g_{\text{NL}}^{\sigma^2(\partial\sigma)^2} + g_{\text{NL}}^{(\partial\sigma)^4}$. Alternatively, we can restrict our attention to a subset of the parameters, setting $g_{\text{NL}}^{\sigma^2(\partial\sigma)^2} = g_{\text{NL}}^{\text{loc}} = 0$ as in [21, 22, 37]. This leads to the constraints shown in the top right panels of Fig. 7, with the baseline result: with temperature-only, or

$$\{10^{-5} \hat{g}_{\text{NL}}^{\sigma^4}, 10^{-5} \hat{g}_{\text{NL}}^{(\partial\sigma)^4}\} = \{-16.2 \pm 9.3, 1.0 \pm 3.1\} \quad (\text{SEVEM}) = \{-19.2 \pm 9.0, 1.8 \pm 2.9\} \quad (\text{SMICA}).$$

These are consistent with zero within 2.1σ , and only 15% weaker than the single-template constraints. Here, the utility of polarization is abundantly clear: the posterior volume of the SEVEM (SMICA) baseline constraints is $3.6\times (4.0\times)$ smaller than for the temperature-only analyses.

3. Consistency Tests

Given the complex form of the EFTI trispectra (cf. Appendix A) and the less stringent hyperparameter settings used above, it is important to validate our pipeline, particularly the optimization step. Reducing the optimization tolerance from $f_{\text{thresh}} = 10^{-4}$ to 10^{-3} has only a minor impact: the baseline SEVEM measurements shift by up to 0.2σ , and the errorbars broaden by up to 10%. We find similar shifts when doubling the resolution of the initial r, τ integration grid by a factor of two, but negligible ($< 10^{-3}\sigma$) variation when halving the number of k sampling points. Whilst not insignificant, these shifts are not a cause for concern given that they overestimate the error in the $f_{\text{thresh}} = 10^{-4}$ analysis (relative to some $f_{\text{thresh}} \rightarrow 0$ limit). Moreover, the use of an approximate template cannot lead to bias: in essence, we are searching for a slightly simplified shape that is highly correlated to the target (within $\sim f_{\text{thresh}}^{1/2}$).

We find fairly good convergence with the number of Monte Carlo simulations. Halving N_{fish} leads to consistent results within 0.05σ , whilst reducing to N_{disc} to 50 leads to shifts of $0.1 - 0.3\sigma$ (smaller than for the local templates), implying that the fiducial analysis (at $N_{\text{disc}} = 100$) is converged to within $\lesssim 0.3\sigma$. An end-to-end test of our pipeline is obtained by analyzing 50 FFP10 simulations; the mean values are consistent with zero at $0.1 - 0.3\sigma$, with largest deviations found for $g_{\text{NL}}^{(\partial\sigma)^4}$ (which has greatest sensitivity to N_{disc}).

In all the quoted results, we have subtracted lensing bias: for the baseline SEVEM analysis, this is given by $\{\Delta g_{\text{NL}}^{\dot{\sigma}^4}, \Delta g_{\text{NL}}^{\dot{\sigma}^2(\partial\sigma)^2}, \Delta g_{\text{NL}}^{(\partial\sigma)^4}\} = \{3.5 \times 10^6, 4.3 \times 10^6, 1.2 \times 10^6\}$, corresponding to $\{4.4\sigma, 4.5\sigma, 4.5\sigma\}$. These deviations are very large (and exceed 6σ in the temperature-only dataset), and are sourced by the combination of a weak ($\sim 5\%$) correlation between the EFTI and lensing templates and the strong ($> 40\sigma$) detection of lensing. These biases vary considerably with the ℓ -cuts and noise profiles: [37] found only 0.3σ shifts in a WMAP temperature-only analysis. These results further indicate that future constraints on non-Gaussianity could be considerably aided by delensing [cf., 122–125].

D. Direction-Dependent Non-Gaussianity

Having analyzed the main contact trispectrum templates available in the literature, we now turn to exchange trispectra,. In this section, we focus on direction-dependent generalizations of $\tau_{\text{NL}}^{\text{loc}}$ before considering the cosmological collider shapes in §IV E. We utilize three-types of templates: the parity-even and parity-odd forms discussed in [71, 72] with amplitudes $\tau_{\text{NL}}^{n,\text{even}}, \tau_{\text{NL}}^{n,\text{odd}}$, and the generalized shapes introduced in Paper 1, specified by $\tau_{\text{NL}}^{n_1 n_3 n}$ (for non-negative integers n_1, n_3, n). When analyzing the parity-even/parity-odd models, we restrict to the following amplitudes: $\{\tau_{\text{NL}}^{0,\text{even}}, \tau_{\text{NL}}^{2,\text{even}}, \tau_{\text{NL}}^{1,\text{odd}}\}$; noting that higher-order terms are more difficult to constrain, and that even (odd) templates with odd (even) n cannot be meaningfully constrained from CMB anisotropy experiments, as shown in Paper 2. Following the same restrictions, we will constrain the generalized templates $\{\tau_{\text{NL}}^{000}, \tau_{\text{NL}}^{220}, \tau_{\text{NL}}^{222}, \tau_{\text{NL}}^{022}, \tau_{\text{NL}}^{221}\}$. These sets are highly correlated, with non-zero values of the parity-even/parity-odd amplitudes generating the following:

$$\begin{aligned} \tau_{\text{NL}}^{000} &= (4\pi)^{3/2} \tau_{\text{NL}}^{0,\text{even}} = (4\pi)^{3/2} \tau_{\text{NL}}^{\text{loc}}, & \tau_{\text{NL}}^{220} &\supset \frac{1}{3} \frac{(4\pi)^{3/2}}{\sqrt{5}} \tau_{\text{NL}}^{2,\text{even}}, & \tau_{\text{NL}}^{022} &\supset \frac{1}{3} \frac{(4\pi)^{3/2}}{\sqrt{5}} \tau_{\text{NL}}^{2,\text{even}} \\ \tau_{\text{NL}}^{221} &\supset \frac{\sqrt{2}}{9\sqrt{5}} (4\pi)^{3/2} \left(\tau_{\text{NL}}^{1,\text{odd}} - \frac{3}{7} \tau_{\text{NL}}^{3,\text{odd}} \right), \end{aligned} \quad (9)$$

(though we ignore $\tau_{\text{NL}}^{3,\text{odd}}$ in this work). We adopt the same analysis settings as in §IV C the EFTI analyses, restricting to the L -range [1, 30] following [2, 71, 72].

Template	Planck-SEVEM			Planck-SMICA		
	T	E, B	T, E, B	T	E, B	T, E, B
$10^{-4} \tau_{\text{NL}}^{000}$	1.0 ± 1.1	-5.7 ± 9.9	1.3 ± 1.1	-0.1 ± 1.1	-27.1 ± 9.2	-0.1 ± 1.0
$10^{-4} \tau_{\text{NL}}^{220}$	5.4 ± 2.2	-12.1 ± 18.1	4.2 ± 2.1	2.0 ± 2.2	-25.5 ± 15.4	0.8 ± 1.9
$10^{-4} \tau_{\text{NL}}^{222}$	2.9 ± 4.5	16.2 ± 34.2	4.3 ± 3.6	2.0 ± 4.5	30.7 ± 28.9	1.9 ± 3.6
$10^{-4} \tau_{\text{NL}}^{022}$	-15.1 ± 6.2	44.9 ± 43.9	-10.4 ± 5.0	-12.6 ± 5.9	44.9 ± 38.3	-8.8 ± 4.7
$10^{-4} \tau_{\text{NL}}^{221}$	-26.5 ± 6.8	23.0 ± 52.3	-3.7 ± 4.8	-27.2 ± 6.5	6.5 ± 45.7	-4.6 ± 5.0
$10^{-2} \tau_{\text{NL}}^{0,\text{even}}$	2.3 ± 2.3	-12.2 ± 23.0	2.9 ± 2.3	-0.3 ± 2.5	-60.4 ± 20.8	-0.1 ± 2.2
$10^{-3} \tau_{\text{NL}}^{2,\text{even}}$	1.9 ± 2.6	-1.2 ± 22.4	0.9 ± 2.5	-1.0 ± 2.8	-16.2 ± 20.4	-1.9 ± 2.4
$10^{-4} \tau_{\text{NL}}^{1,\text{odd}}$	-8.4 ± 2.1	7.1 ± 16.8	-1.2 ± 1.4	-8.6 ± 2.1	1.9 ± 14.6	-1.5 ± 1.6

TABLE IV. *Planck* constraints on direction-dependent non-Gaussianity, analyzing each template independently. The top panel shows measurements of the general $\tau_{\text{NL}}^{n_1 n_3 n}$ parameters defined in Paper 1, whilst the bottom panel gives results for the parity-even and parity-odd compressions used in [71, 72]. We restrict to simple angular dependencies (involving spherical harmonics up to order two), and drop any templates that are difficult to constrain with the CMB (e.g., $\tau_{\text{NL}}^{111}, \tau_{\text{NL}}^{1,\text{even}}$ [2]). Whilst τ_{NL}^{000} and $\tau_{\text{NL}}^{0,\text{even}}$ are fully degenerate with $\tau_{\text{NL}}^{\text{loc}}$, we include them here for comparison. In Fig. 8, we show the empirical distribution of $\hat{\tau}_{\text{NL}}^{n_1 n_3 n}$, and give the joint constraints on all parameters in Fig. 9. The baseline constraints are consistent with zero within 2.1σ ; when excluding polarization, we find deviations up to 4.2σ , though note that this does not account for posterior non-Gaussianity (which Fig. 8 indicates to be significant), it is not robust to variations in f_{sky} , and is not reproduced in the combined dataset.

1. $\tau_{\text{NL}}^{n_1 n_3 n}$ Constraints

In the top panel of Tab. IV, we report the measured values and errorbars for the generalized direction-dependent trispectrum amplitudes, $\tau_{\text{NL}}^{n_1 n_3 n}$. These include the baseline results:¹⁵

$$\begin{aligned}
10^{-4} \{\hat{\tau}_{\text{NL}}^{000}, \hat{\tau}_{\text{NL}}^{220}, \hat{\tau}_{\text{NL}}^{222}, \hat{\tau}_{\text{NL}}^{022}, \hat{\tau}_{\text{NL}}^{221}\} &= \{1.3 \pm 1.1, 4.2 \pm 2.1, 4.3 \pm 3.6, -10.4 \pm 5.0, -3.7 \pm 4.8\} \quad (\text{SEVEM}) \\
&= \{-0.1 \pm 1.0, 0.8 \pm 1.9, 1.9 \pm 3.6, -8.8 \pm 4.7, -4.6 \pm 5.0\} \quad (\text{SMICA}),
\end{aligned} \tag{10}$$

where the τ_{NL}^{000} constraint is just a rescaling of the $\tau_{\text{NL}}^{\text{loc}}$ result of §IV A. Each constraint is broadly consistent with zero; the largest deviations occur for SEVEM τ_{NL}^{220} (2.0σ) and τ_{NL}^{022} (-2.1σ); these reduce to 0.4σ and -1.9σ with SMICA. As for the local and EFTI shapes, we report no significant detection of primordial non-Gaussianity. In general, constraints on $\tau_{\text{NL}}^{n_1 n_3 n}$ weaken as n_1, n_3, n increases, which results from the inherent difficulty in constraining more complex direction-dependence (with, for example, the angle-averaged trispectrum vanishing if $n > 0$). Constraints from SEVEM and SMICA differ by $0.2 - 1.8\sigma$; as discussed in §IV A, this is broadly consistent with noise variations (and seen also in the *Planck* f_{NL} analyses), but may indicate small residual foreground contributions. For all values of n_1, n_3, n , we find excellent agreement of the empirical and theoretical errorbars (within the expected 10% scatter), indicating that our estimators are close to optimal.

In §IV A, we noted that the null distribution of $\hat{\tau}_{\text{NL}}^{\text{loc}}$ is non-Gaussian and takes a non-trivial form in the presence of primordial non-Gaussianity (*i.e.* $\tau_{\text{NL}}^{\text{loc}} \neq 0$). The same is true for our direction-dependent forms, which are also dominated by a small number of low- L modes (though the importance of this effect reduces as n increases). Unlike for $\tau_{\text{NL}}^{\text{loc}}$, however, the direction-dependent estimators cannot be written in terms of a large-scale power spectrum of quadratic fields (cf. Appendix C),¹⁶ making it unclear how to derive an approximate form for the distribution $P(\tau_{\text{NL}}^{n_1 n_3 n} | \hat{\tau}_{\text{NL}}^{n_1 n_3 n})$ and thus compute the non-Gaussian confidence interval on $\tau_{\text{NL}}^{n_1 n_3 n}$. In Fig. 8, we plot the empirical distributions of $\hat{\tau}_{\text{NL}}^{n_1 n_3 n}$ from 50 FFP10 simulations, alongside the measurements from *Planck*. We find some evidence for non-Gaussianity in the baseline PDFs, with, for example, $\hat{\tau}_{\text{NL}}^{000}$ ($\hat{\tau}_{\text{NL}}^{221}$) displaying a prominent tail to positive (negative) values. In the absence of a theoretical model for the non-Gaussian likelihood (and in the absence of a strong motivation, given the above lack of anomalies), we will proceed by simply quoting the measured value and 1σ error, though we caution that the tails of the distribution are not well understood.

As for the contact and EFTI analyses, *Planck* polarization data alone is unable to place strong constraints on $\tau_{\text{NL}}^{n_1 n_3 n}$, as evidenced by the $(7 - 10)\times$ larger values of $\sigma(\tau_{\text{NL}}^{n_1 n_3 n})$ for polarization-only compared to the temperature-plus-polarization dataset. If we instead restrict to temperature-alone, we find fairly strong constraints, with $\sigma(\tau_{\text{NL}}^{n_1 n_3 n})$

¹⁵ Although τ_{NL}^{000} and $\tau_{\text{NL}}^{\text{loc}}$ are formally equivalent, the corresponding constraints vary slightly due to (a) a different optimization algorithm and choice of N_{fish} (which yields 0.03σ shifts), and (b) the different number of simulations analyzed (leading to a 7% change in the errorbars).

¹⁶ In the language of Appendix C, the generalized $\tau_{\text{NL}}^{n_1 n_3 n}$ estimator computes two (complex) quadratic fields, $\Phi_{LM}^{(n_1)}, \Phi_{L'M'}^{(n_3)}$, which are combined by summing over $L' \in [L - n, L + n]$, weighting by Gaunt factors. This is not positive definite (except for $n = 0$); moreover, it is less clear how to partition the estimator into individual L -modes, which is necessary to build the $\tau_{\text{NL}}^{\text{loc}}$ posterior.

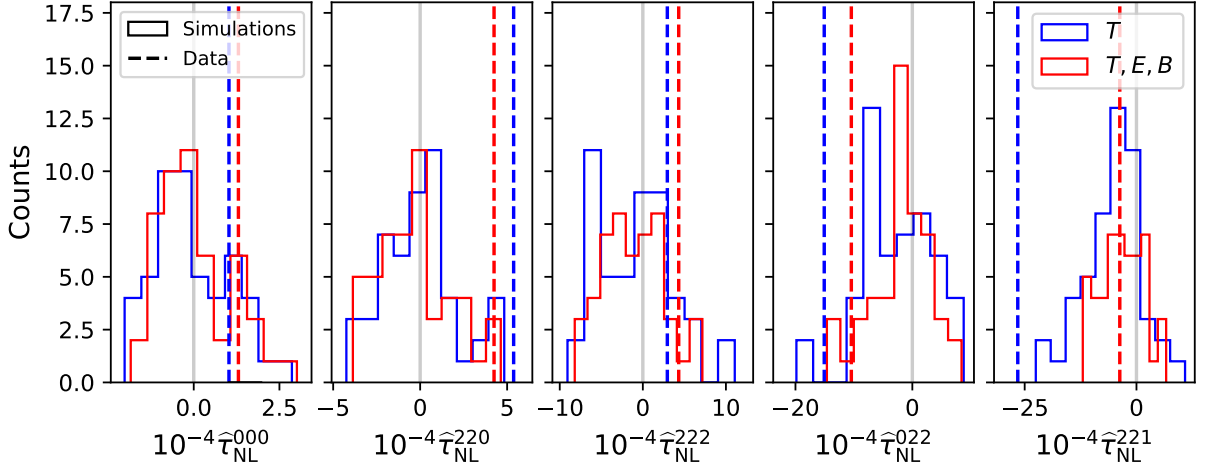


FIG. 8. As Fig. 1, but showing the distribution of direction-dependent non-Gaussianity amplitudes, $\hat{\tau}_{\text{NL}}^{n_1 n_3 n}$, from *Planck* and 50 FFP10 simulations. We use the SEVEM component-separation pipeline in all cases and analyze each template separately, noting that the $\hat{\tau}_{\text{NL}}^{000}$ distribution is analogous to $\hat{\tau}_{\text{NL}}^{\text{loc}}$ in Fig. 1. For the baseline analyses (red) we find generally good agreement between data (vertical lines) and simulations (histograms); in temperature-only analyses, we find some deviations for τ_{NL}^{220} (2.4σ) and τ_{NL}^{221} (-3.9σ). The empirical histograms display clear non-Gaussianity (with a tail to negative $\hat{\tau}_{\text{NL}}^{221}$, for example), which is a likely culprit for these deviations, given that they are not reproduced in the combined analysis.

increased by 8 – 36% relative to the baseline, with greatest loss of information found for the parity-odd template τ_{NL}^{221} (as in Paper 2). This is clearly seen in Fig. 8, where the τ_{NL}^{000} PDF is almost unchanged by the excision of polarization, whilst that of τ_{NL}^{221} inflates considerably, notably with a notably enhanced tail to negative values.

Whilst the baseline constraints are broadly consistent with the null hypothesis, we find some discrepancies when analyzing only temperature or polarization. In particular, the SEVEM (SMICA) temperature-only measurement of τ_{NL}^{221} lies 3.9σ (4.2σ) below zero, and that of τ_{NL}^{000} is 2.9σ below zero in the SMICA polarization channel (but consistent with zero in SEVEM, as discussed in §IV A). Taken at face value, these results may appear alarming: however, they do not indicate novel inflationary physics since (a) they are not found in the baseline temperature-plus-polarization dataset and (b) they do not account for the non-Gaussianity of the $\hat{\tau}_{\text{NL}}^{n_1 n_3 n}$ distribution. For τ_{NL}^{221} , the addition of polarization sharpens constraints by $\approx 40\%$; if the temperature-only value were physical, we would expect to detect it at $\approx 5.5\sigma$ in the baseline analysis (but instead find consistency with zero at 0.9σ). Similarly, the polarization-only value of τ_{NL}^{000} would be detected at almost 27σ . These considerations suggest that the anomalous signals are a statistical fluctuation or some late-time residual (such as a chiral dust signature not included in the FFP10 simulations) – to further explore this, we perform a variety of systematic checks in §IV D 3.

To explore the correlations between the various direction-dependent templates, we perform a joint analysis of all five shapes, leading to the corner plot shown in Fig. 9 (again assuming a Gaussian likelihood). Some parameters are fairly correlated: the inverse Fisher matrix predicts

$$\text{corr}(\tau_{\text{NL}}^{000}, \tau_{\text{NL}}^{220}) = -0.07, \quad \text{corr}(\tau_{\text{NL}}^{000}, \tau_{\text{NL}}^{222}) = 0.08, \quad \text{corr}(\tau_{\text{NL}}^{000}, \tau_{\text{NL}}^{022}) = 0.36, \quad \text{corr}(\tau_{\text{NL}}^{220}, \tau_{\text{NL}}^{222}) = -0.57,$$

for the baseline analyses, with all other correlations below 5%. Removing polarization leads to slightly stronger correlations, reaching -62% for the $\hat{\tau}_{\text{NL}}^{220}, \hat{\tau}_{\text{NL}}^{222}$ pair, though we find $\hat{\tau}_{\text{NL}}^{221}$ to be $< 5\%$ correlated with the other parameters in all cases. These are broadly consistent with the values obtained from the FFP10 simulations, given the scatter, and imply that (a) we can meaningfully distinguish between templates with different angular dependence and (b) the parity-even (even $n_1 + n_3 + n$) and parity-odd (odd $n_1 + n_3 + n$) sectors are largely decoupled, as expected. The joint constraints from the baseline analyses are given by

$$\begin{aligned} 10^{-4} \{ \hat{\tau}_{\text{NL}}^{000}, \hat{\tau}_{\text{NL}}^{220}, \hat{\tau}_{\text{NL}}^{222}, \hat{\tau}_{\text{NL}}^{022}, \hat{\tau}_{\text{NL}}^{221} \} &= \{ 0.4 \pm 1.1, 4.3 \pm 2.7, -0.4 \pm 4.7, -9.4 \pm 5.0, -3.9 \pm 4.9 \} \quad (\text{SEVEM}) \\ &= \{ -0.9 \pm 1.0, 0.6 \pm 2.4, 0.9 \pm 4.6, -10.0 \pm 4.7, -4.4 \pm 5.0 \} \quad (\text{SMICA}), \end{aligned} \quad (11)$$

which are up to 25% weaker than the single template analyses, though they remain consistent with zero within 2.1σ . From the temperature-only analyses, we find the same anomalously low $\hat{\tau}_{\text{NL}}^{221}$ as before; this is expected given the lack of correlation between the parity-even and parity-odd templates. The inclusion of polarization leads to 10 – 40% improvements in constraining power, with larger improvements seen for the more complex angular dependencies (matching Paper 2), and only a minor gain for $\tau_{\text{NL}}^{0, \text{even}}$ (as in §IV A), as discussed in [118].

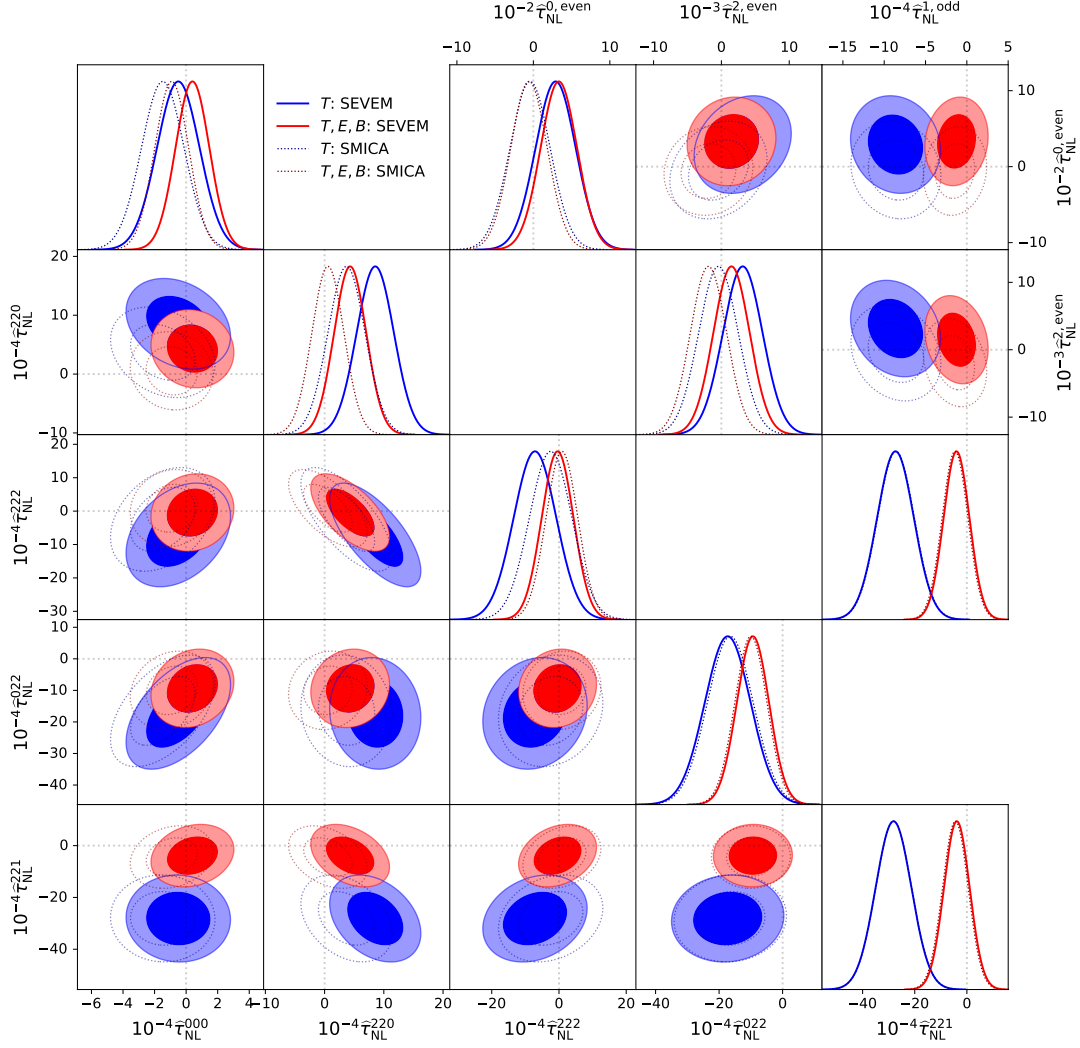


FIG. 9. As Fig. 2, but displaying the joint constraints on direction-dependent exchange non-Gaussianity. The bottom left panels show the $\tau_{\text{NL}}^{n_1 n_3 n}$ parameters, whilst the top right panels show the $\tau_{\text{NL}}^{n,\text{even}}$ and $\tau_{\text{NL}}^{n,\text{odd}}$ parameters, restricting to amplitudes that can be meaningfully and efficiently constrained using CMB data. Whilst most constraints are broadly consistent with zero, the temperature-only analyses find negative τ_{NL}^{221} and $\tau_{\text{NL}}^{1,\text{odd}}$ (which are more than 99.9% correlated). We do not take this as a sign of novel inflationary physics since the deviation vanishes in the joint analysis as well as analyses excluding $L = 1$, and these contours do not account for the (likely significant) non-Gaussianity of the posterior. Single-template constraints are given in Tab. IV.

2. Parity-Even & Parity-Odd Constraints

Constraints on the individual parity-even/parity-odd direction-dependent amplitudes, $\tau_{\text{NL}}^{n,\text{even/odd}}$, are given in the bottom panel of Tab. IV, with the baseline results

$$\begin{aligned} \{10^{-2}\hat{\tau}_{\text{NL}}^{0,\text{even}}, 10^{-3}\hat{\tau}_{\text{NL}}^{2,\text{even}}, 10^{-4}\hat{\tau}_{\text{NL}}^{1,\text{odd}}\} &= \{2.9 \pm 2.3, 0.9 \pm 2.5, -1.2 \pm 1.4\} \quad (\text{SEVEM}) \\ &= \{-0.1 \pm 2.2, -1.9 \pm 2.4, -1.5 \pm 1.6\} \quad (\text{SMICA}), \end{aligned} \quad (12)$$

with a maximal 1.3σ deviation from zero. The constraining power varies significantly with order: $\sigma(\tau_{\text{NL}}^{1,\text{odd}}) \approx 6\sigma(\tau_{\text{NL}}^{2,\text{even}}) \approx 60\sigma(\tau_{\text{NL}}^{0,\text{even}})$ (with $\tau_{\text{NL}}^{0,\text{even}} \equiv \tau_{\text{NL}}^{\text{loc}}$); this is stronger than for $\tau_{\text{NL}}^{n_1 n_3 n}$ due to the different choice of basis. The SEVEM and SMICA constraints differ by up to 1.3σ (with largest deviation for $\tau_{\text{NL}}^{0,\text{even}} \equiv \tau_{\text{NL}}^{\text{loc}}$), though this is not unexpected, as discussed above.

As in (9), the $\tau_{\text{NL}}^{n,\text{even/odd}}$ templates are closely related to the generalized $\tau_{\text{NL}}^{n_1 n_3 n}$ shapes.¹⁷ Consequently, we observe that the two sets of analyses have similar dependence on polarization, with 10 – 30% weaker constraints obtained by restricting to temperature alone. The temperature-only constraints on $\tau_{\text{NL}}^{1,\text{odd}}$ using SEVEM (SMICA) lie 4.0σ (4.2σ) below zero, with a 2.9σ decrement for $\tau_{\text{NL}}^{0,\text{even}}$ in polarization-only SEVEM analyses. These are simply a restatement of the above anomalies (given the 99.97% correlation of $\hat{\tau}_{\text{NL}}^{221}$ and $\hat{\tau}_{\text{NL}}^{1,\text{odd}}$) and are likely insignificant, given the significant posterior non-Gaussianity and the lack of detection in the combined analysis.

The upper right panels of Fig. 9 show the joint constraints on $\{\tau_{\text{NL}}^{0,\text{even}}, \tau_{\text{NL}}^{2,\text{even}}, \tau_{\text{NL}}^{1,\text{odd}}\}$ from the SEVEM and SMICA analyses. We observe fairly small covariances between the templates, with the theoretical correlations

$$\text{corr}(\tau_{\text{NL}}^{0,\text{even}}, \tau_{\text{NL}}^{2,\text{even}}) = 0.19, \quad \text{corr}(\tau_{\text{NL}}^{0,\text{even}}, \tau_{\text{NL}}^{1,\text{odd}}) = -0.002, \quad \text{corr}(\tau_{\text{NL}}^{2,\text{even}}, \tau_{\text{NL}}^{1,\text{odd}}) = -0.03$$

in the baseline analysis, consistent with the empirical FFP10 values, and demonstrating the approximate decoupling of the parity-even and parity-odd sectors. Due to the weak correlations, the marginalized constraints are similar to those of the single-template analyses (and consistent with zero within 1.4σ):

$$\begin{aligned} \{10^{-2}\hat{\tau}_{\text{NL}}^{0,\text{even}}, 10^{-3}\hat{\tau}_{\text{NL}}^{2,\text{even}}, 10^{-4}\hat{\tau}_{\text{NL}}^{1,\text{odd}}\} &= \{3.3 \pm 2.4, 1.5 \pm 2.6, -1.3 \pm 1.5\} \quad (\text{SEVEM}) \\ &= \{-0.6 \pm 2.2, -1.9 \pm 2.4, -1.4 \pm 1.6\} \quad (\text{SMICA}); \end{aligned} \quad (13)$$

moreover, we again find a low value of $\tau_{\text{NL}}^{1,\text{odd}}$ from temperature-only analyses. The inclusion of polarization leads to sharper constraints, with $\sigma(\tau_{\text{NL}})$ reducing by {9%, 19%, 36%} for $\{\tau_{\text{NL}}^{0,\text{even}}, \tau_{\text{NL}}^{2,\text{even}}, \tau_{\text{NL}}^{1,\text{odd}}\}$.

3. Consistency Tests

We now present various consistency tests, both to assess the dependence of our constraints on hyperparameter choices and to further explore the mildly anomalous temperature-only constraints. Throughout this section, we will utilize the SEVEM dataset, and work with the compressed $\tau_{\text{NL}}^{n,\text{even/odd}}$ parameters.

First, we test the optimization algorithm. As in the EFTI analyses, we adopt a two-step procedure, partitioning the starting grid into four pieces for facilitate faster computation. Switching to a global optimization scheme has a minimal impact on our constraints, with a maximal shift of 0.13σ in the *Planck* temperature measurements. Similarly, changing the optimization tolerance to $f_{\text{thresh}} = 10^{-3}$ or increasing the number of points in the initial integration grid by 50% yields consistent results within 0.02σ . We find similar insensitivity to the k -space integration grid (which Paper 2 found to be a key test for the direction-dependent templates). Due to the low value of L_{max} , our results are only minorly affected by gravitational lensing: we find shifts of $\{\Delta\tau_{\text{NL}}^{0,\text{even}}, \Delta\tau_{\text{NL}}^{2,\text{even}}, \Delta\tau_{\text{NL}}^{1,\text{odd}}\} = \{60, 1900, 100\}$, corresponding to $\{0.25\sigma, 0.71\sigma, 0.01\sigma\}$. We further report that point-sources induce bias below 0.05σ .

Reducing to $N_{\text{fish}} = 5$ leads to variation of up to 0.14σ in $\hat{\tau}_{\text{NL}}^{n,\text{even/odd}}$, implying that the fiducial ($N_{\text{fish}} = 10$) analyses are sufficiently converged. Setting $N_{\text{disc}} = 50$ yields larger shifts, reaching 0.3σ for the baseline $\hat{\tau}_{\text{NL}}^{1,\text{odd}}$ measurement, or 0.8σ from temperature-alone.¹⁸ The temperature-only shift is fairly large, and suggests that residual disconnected components may lead to small biases in the $N_{\text{disc}} = 100$ posterior. To further understand this, we analyze 50 FFP10 simulations using $N_{\text{disc}} = 100$ (noting that we previously used $N_{\text{disc}} = 50$ for simulations, but $N_{\text{disc}} = 100$ for data). The mean $\hat{\tau}_{\text{NL}}^{1,\text{odd}}$ (which primarily traces residual disconnected contributions) shifts from -0.8σ to -0.07σ , indicating that the residual disconnected contributions are subdominant.

Following §IV A 4, we can additionally perform consistency tests by isolating particular features of the data. Repeating the temperature-only analyses using the NPIPE-A/B splits instead of the full data-vector yields consistent results to within 0.3σ (or 0.1σ for the even templates), indicating that bias from the intrinsic noise four-point function is small. This is confirmed by analyzing the difference of the data-splits, which is consistent with zero within $< 0.1\sigma$. The parity-odd results are also stable under removing the simulation calibration factors discussed in §III A.

As for $\tau_{\text{NL}}^{\text{loc}}$, constraints on $\tau_{\text{NL}}^{n,\text{even/odd}}$ are dominated by the largest scales included in the analysis, *i.e.* low L . Restricting to $L_{\text{min}} = 2$ inflates the errorbars by 2 – 3 \times , and yields a temperature-only measurement of $10^{-4}\hat{\tau}_{\text{NL}}^{1,\text{odd}} = -2.9 \pm 6.2$. This is consistent with zero at 0.5σ , indicating that the aforementioned anomaly is contained

¹⁷ More specifically, $\hat{\tau}_{\text{NL}}^{n,\text{even}}$ is a weighted sum of $\hat{\tau}_{\text{NL}}^{nn0}$ and $\hat{\tau}_{\text{NL}}^{0nn}$, whilst $\hat{\tau}_{\text{NL}}^{n,\text{odd}}$ involves $\hat{\tau}_{\text{NL}}^{1mm'}$, $\hat{\tau}_{\text{NL}}^{mm'1}$ with $m, m' = n \pm 1$.

¹⁸ In the idealized limit, $\hat{\tau}_{\text{NL}}^{n,\text{odd}}$ is independent of N_{disc} , since the disconnected trispectrum is parity-even and thus uncorrelated with the parity-odd template. Observational effects such as the mask lead to leakage between parity-even and parity-odd modes which are here found to be important.

within the $L = 1$ mode. Finally, we can vary the galactic mask as in Fig. 4. For $\tau_{\text{NL}}^{n,\text{even}}$, we find consistent temperature-only results for $f_{\text{sky}} \lesssim 0.7$, as in §IV A 4, whilst, for $\tau_{\text{NL}}^{1,\text{odd}}$, we find null results for $f_{\text{sky}} \lesssim 0.4$, then a 3σ jump to negative values for $f_{\text{sky}} \gtrsim 0.6$. Our conclusion is that the low value of $\tau_{\text{NL}}^{1,\text{odd}}$ reported in the temperature channel is likely a statistical fluctuation (given the heavy tail of the posterior, which implies that a -4σ result is not highly unlikely) and/or a residual foreground that is not present in the simulations. Since we do not find any deviation in the combined temperature-plus-polarization analysis, we do not consider this a sign of new physics.

E. Collider Non-Gaussianity

Finally, we present constraints on the ‘cosmological collider’, searching for the characteristic signatures of massive spinning particle exchange in inflation. As discussed in Paper 1, the full collider trispectra are both model-dependent and difficult to derive, thus we here focus on the collapsed limits, which are set by symmetry considerations [36]. To isolate these contributions, we restrict the primordial templates (defined in Appendix A) to trispectrum contributions with $k > k_{\text{coll}}$ and $K < K_{\text{coll}}$, *i.e.* hard external momenta and soft internal momenta (for suitably chosen $k_{\text{coll}}, K_{\text{coll}}$). The models are described by two characteristic amplitudes, $\tau_{\text{NL}}^{\text{light}}(s, \nu_s)$ and $\tau_{\text{NL}}^{\text{heavy}}(s, \mu_s)$, which describe intermediate/light and heavy particles (or more technically, those in the complementary and principal series respectively), depending on the spin and mass parameters s and $\nu_s \equiv i\mu_s$.

In this section, we will constrain the light spin-zero amplitudes with $\nu_0 \in \{3/2, 1, 1/2, 0\}$, as well as the spin-1 and spin-2 amplitudes with $\nu_s \in \{1/2, 0\}$. We also consider the heavy spin- s templates with $\mu_s \in \{1, 2, 3\}$ and $s \in \{0, 1, 2\}$. These ranges are set by the following considerations: (a) the Higuchi bound demands $\nu_s \leq 1/2$ for spin $s > 0$, or $\nu_s \leq 3/2$ else [126]; (b) light templates with $\nu_s = 0$ are equivalent to heavy templates with $\mu_s = 0$; (c) higher spins have more complex angular dependence that is both more difficult and more expensive to constrain (as in §IV D); (d) templates with larger μ_s have fast oscillations that are difficult to measure in the CMB; (e) less separated values of ν_s and μ_s are more correlated and thus harder to distinguish. These parameters include the massless ($\nu_s = 3/2$, relevant only for $s = 0$), and conformally coupled ($\nu_s = 0$) limits. Whilst it would be interesting to marginalize over the mass parameters, this is difficult in a template analysis, thus we adopt a frequentist approach, computing both independent and joint constraints on each amplitude of interest.

Following preliminary Fisher forecasts, we set $k_{\text{coll}} = K_{\text{coll}} = 0.03 \text{ Mpc}^{-1}$, which restricts to quasi-collapsed trispectra with minimal loss of signal-to-noise (across all spins and masses). To further reduce contamination from non-collapsed configurations, we marginalize over the three (equilateral) EFTI templates, and set $L_{\text{max}} = \ell_{\text{max}}/2 = 1024$, though note that the constraints are unchanged with $L_{\text{max}} = 512$.¹⁹ We adopt the same analysis settings as for the EFTI and direction-dependent analyses.

1. Spin-Zero Constraints

First, we present constraints on inflationary spin-zero particles. Analyzing each template independently (though marginalizing over the EFTI shapes), we obtain the bounds given in the first panel of Tab. V, including the following baseline results for light particles (with mass $m < 3H/2$):

$$\begin{aligned} \{10^{-2}\hat{\tau}_{\text{NL}}^{\text{light}}(0, 3/2), 10^{-4}\hat{\tau}_{\text{NL}}^{\text{light}}(0, 1), 10^{-6}\hat{\tau}_{\text{NL}}^{\text{light}}(0, 1/2)\} &= \{2.9 \pm 2.6, 0.0 \pm 8.2, -1.0 \pm 1.4\} \quad (\text{SEVEM}) \\ &= \{0.0 \pm 2.3, -7.5 \pm 7.3, -1.7 \pm 1.3\} \quad (\text{SMICA}), \end{aligned}$$

conformally coupled particles ($m = 3H/2$):

$$10^{-6}\hat{\tau}_{\text{NL}}^{\text{light}}(0, 0) = -1.8 \pm 4.8 \quad (\text{SEVEM}) = -4.4 \pm 4.7 \quad (\text{SMICA}),$$

and heavy particles ($m > 3H/2$):

$$\begin{aligned} \{10^{-6}\hat{\tau}_{\text{NL}}^{\text{heavy}}(0, 1), 10^{-6}\hat{\tau}_{\text{NL}}^{\text{heavy}}(0, 2), 10^{-7}\hat{\tau}_{\text{NL}}^{\text{heavy}}(0, 3)\} &= \{-5.8 \pm 7.9, 9.5 \pm 9.7, -0.8 \pm 1.1\} \quad (\text{SEVEM}) \\ &= \{-0.3 \pm 7.5, 4.1 \pm 9.1, -0.4 \pm 1.1\} \quad (\text{SMICA}). \end{aligned}$$

¹⁹ As discussed in Paper 2, the collider templates are less peaked at low L compared to the local shapes (except in the $\nu_s \rightarrow 3/2$ limit), thus we require larger L_{max} .

Template	Planck-SEVEM			Planck-SMICA		
	T	E, B	T, E, B	T	E, B	T, E, B
<i>Spin-0</i>						
$10^{-2}\tau_{\text{NL}}^{\text{light}}(0, 3/2)$	2.2 ± 2.6	-21.1 ± 35.0	2.9 ± 2.6	-0.4 ± 2.5	-98.3 ± 29.5	-0.0 ± 2.3
$10^{-4}\tau_{\text{NL}}^{\text{light}}(0, 1)$	1.7 ± 8.9	-61.5 ± 68.8	-0.0 ± 8.2	-4.0 ± 8.6	-201.6 ± 55.6	-7.5 ± 7.3
$10^{-6}\tau_{\text{NL}}^{\text{light}}(0, 1/2)$	-0.8 ± 1.9	-1.8 ± 10.2	-1.0 ± 1.4	-0.9 ± 1.9	-6.8 ± 8.3	-1.7 ± 1.3
$10^{-6}\tau_{\text{NL}}^{\text{light}}(0, 0)$	-0.8 ± 8.9	14.8 ± 28.8	-1.8 ± 4.8	-0.6 ± 8.8	14.7 ± 25.3	-4.4 ± 4.7
$10^{-6}\tau_{\text{NL}}^{\text{heavy}}(0, 1)$	-13.2 ± 17.1	-1.5 ± 95.9	-5.8 ± 7.9	-11.1 ± 16.6	-16.2 ± 76.4	-0.3 ± 7.5
$10^{-6}\tau_{\text{NL}}^{\text{heavy}}(0, 2)$	12.1 ± 21.7	-36.5 ± 59.8	9.5 ± 9.7	7.4 ± 20.8	-25.1 ± 46.3	4.1 ± 9.1
$10^{-7}\tau_{\text{NL}}^{\text{heavy}}(0, 3)$	-1.2 ± 2.7	3.2 ± 6.2	-0.8 ± 1.1	-1.2 ± 2.6	2.7 ± 4.9	-0.4 ± 1.1
<i>Spin-1</i>						
$10^{-7}\tau_{\text{NL}}^{\text{light}}(1, 1/2)$	-1.7 ± 4.5	-3.2 ± 9.3	-0.7 ± 2.1	-2.8 ± 4.5	0.3 ± 8.9	-0.8 ± 2.0
$10^{-7}\tau_{\text{NL}}^{\text{light}}(1, 0)$	2.7 ± 4.8	5.7 ± 11.0	3.3 ± 2.6	3.3 ± 4.8	8.7 ± 9.1	3.7 ± 2.4
$10^{-7}\tau_{\text{NL}}^{\text{heavy}}(1, 1)$	3.2 ± 8.2	-7.2 ± 15.2	1.7 ± 3.3	0.9 ± 8.4	1.7 ± 14.5	1.6 ± 3.4
$10^{-7}\tau_{\text{NL}}^{\text{heavy}}(1, 2)$	-3.3 ± 7.9	23.4 ± 14.8	-4.3 ± 3.3	-0.7 ± 8.0	10.7 ± 13.3	-5.3 ± 3.3
$10^{-7}\tau_{\text{NL}}^{\text{heavy}}(1, 3)$	-0.4 ± 8.1	-10.4 ± 16.0	4.3 ± 3.4	-2.5 ± 8.2	-3.3 ± 14.8	5.6 ± 3.4
<i>Spin-2</i>						
$10^{-6}\tau_{\text{NL}}^{\text{light}}(2, 1/2)$	3.0 ± 2.9	8.5 ± 14.1	2.0 ± 1.8	3.2 ± 2.9	3.8 ± 12.6	1.7 ± 1.8
$10^{-7}\tau_{\text{NL}}^{\text{light}}(2, 0)$	-2.3 ± 1.7	2.0 ± 5.2	-0.4 ± 1.1	-2.4 ± 1.6	1.9 ± 4.6	-0.3 ± 1.0
$10^{-7}\tau_{\text{NL}}^{\text{heavy}}(2, 1)$	-3.1 ± 5.7	2.8 ± 14.3	0.8 ± 2.9	-1.3 ± 5.7	0.4 ± 12.4	1.6 ± 2.7
$10^{-7}\tau_{\text{NL}}^{\text{heavy}}(2, 2)$	-1.1 ± 6.4	-3.4 ± 16.9	-2.7 ± 3.0	-4.1 ± 6.2	4.7 ± 15.1	-2.4 ± 2.8
$10^{-7}\tau_{\text{NL}}^{\text{heavy}}(2, 3)$	8.8 ± 7.1	4.5 ± 19.0	4.0 ± 3.6	10.0 ± 6.6	1.2 ± 16.5	3.4 ± 3.4

TABLE V. *Planck* PR4 constraints on spin-zero, spin-one, and spin-two cosmological collider non-Gaussianity. Each row gives the results from a single template analysis of $\tau_{\text{NL}}^{\text{light}}(s, \nu_s)$ or $\tau_{\text{NL}}^{\text{heavy}}(s, \mu_s)$, for spin s and mass parameter $\nu_s \equiv i\mu_s$ (in the same format as Tab. II). We include results for a range of mass parameters satisfying physical and computational constraints (including the massless and conformal limits, which correspond to $\nu_0 = 3/2$ and $\nu_s = 0$ respectively). In all cases, we focus on the collapsed limit of the corresponding trispectrum, removing equilateral information by (a) excising scales in Fourier-space, (b) restricting to $L \lesssim \ell/2$, and (c) marginalizing over the equilateral EFTI amplitudes. Across all seventeen analyses, we find no detection of primordial non-Gaussianity, with a maximum detection significance of 1.6σ in the baseline analyses. These results are visualized in Fig. 11, with joint constraints on the spin-zero (all spin) templates displayed in Fig. 10 (Fig. 12).

We find no evidence for primordial non-Gaussianity, with a maximum deviation of -1.3σ for SMICA $\nu_0 = 1/2$. Furthermore, the SEVEM and SMICA results are broadly consistent, with sub- σ agreement found for all templates except for massless particles ($\nu_0 = 3/2$, approximately equivalent to $\tau_{\text{NL}}^{\text{loc}}$),²⁰ which shows a 1.1σ difference, as in §IV A. The constraining power varies considerably with ν_0, μ_0 ; for example, the errorbar on conformally coupled particles is $\approx 2 \times 10^4$ times weaker than that on massless particles. This occurs since templates with $\nu_0 \rightarrow 3/2$ exhibit a strong divergence in the collapsed limit (see Appendix A), and our shapes are normalized in equilateral regimes.

As discussed in §IV A & IV D, the distribution of $\hat{\tau}_{\text{NL}}^{\text{loc}}$ can be significantly non-Gaussian if the estimator is dominated by low- L modes. For collider signatures with large ν_0 , we expect a similar effect (noting that the two estimators coincide at $\nu_0 = 3/2$). For heavier fields, however, information is sourced by a wider range of scales (as demonstrated in §IV E 3), thus the degree of non-Gaussianity is significantly lessened. This can be verified using the empirical distributions obtained from the FFP10 simulations. Since the non-Gaussianity is important only for very large ν_0 (where the constraints reprise those of $\tau_{\text{NL}}^{\text{loc}}$), we do not attempt to derive a non-Gaussian posterior on $\tau_{\text{NL}}^{\text{light/heavy}}$ in this section, instead quoting only the measured value and FFP10 variance, as above. For both SMICA and SEVEM, the empirical errors closely match the theoretical predictions (within 18%, with an expected 10% scatter). This indicates that our spin-zero cosmological collider estimators are essentially optimal.

As shown in Tab. V, the estimators extract significant information from both temperature and polarization. In particular, the temperature-only analyses (all of which are consistent with zero within 0.9σ) find weaker constraints by

²⁰ The constraints on $\tau_{\text{NL}}^{\text{loc}}$ and $\tau_{\text{NL}}^{\text{heavy}}(0, 3/2)$ differ slightly due to the scale-cuts imposed on collider templates, marginalization of the EFTI shapes, the larger L_{max} , and the smaller number of simulations used to estimate the errorbar.

up to 130% compared to the baseline analyses, with largest deviations found for heavy particles. This is expected, since templates with $\nu_0 < 3/2$ are less dependent on large scales, which are noise-dominated in polarization. Removing temperature from the analysis degrades the constraints by a factor of 4 – 14 (with largest effects for $\nu_0 = 3/2$), and we find some mild anomalies, with the SMICA $\nu_0 = 3/2$ and $\nu_0 = 1$ measurements around 3σ below zero (with the former measurement reproducing the $\tau_{\text{NL}}^{\text{loc}}$ result). These effects are not reproduced in SEVEM, and are likely noise fluctuations given the minimal constraining power of the polarization dataset, the correlations between the two templates, the negative sign, and the likelihood non-Gaussianity.

Next, we perform a joint analysis of the seven spin-zero amplitudes, displaying the results in Fig. 10. Some parameters exhibit fairly strong correlations, particularly $\nu_0 = 3/2$ with $\nu_0 = 1$ (−83%), $\nu_0 = 1$ with $\nu_0 = 1/2$ (−82%), and $\mu_0 = 1$ with $\mu_0 = 2$ (+77%). This matches the conclusion of Paper 2; it is difficult to distinguish between exchange templates with similar mass. Due to the degeneracies, the joint parameter constraints are significantly weaker than those in Tab. V, with the baseline measurements

$$\begin{aligned} \{10^{-2}\hat{\tau}_{\text{NL}}^{\text{light}}(0, 3/2), 10^{-4}\hat{\tau}_{\text{NL}}^{\text{light}}(0, 1), 10^{-6}\hat{\tau}_{\text{NL}}^{\text{light}}(0, 1/2)\} &= \{0.8 \pm 5.1, 14 \pm 26, -5.5 \pm 5.4\} \quad (\text{SEVEM}) \\ &= \{0.1 \pm 4.9, 3 \pm 24, -3.4 \pm 5.0\} \quad (\text{SMICA}), \end{aligned}$$

for light particles,

$$10^{-6}\hat{\tau}_{\text{NL}}^{\text{light}}(0, 0) = -3 \pm 16 \quad (\text{SEVEM}) = -6 \pm 16 \quad (\text{SMICA}),$$

for conformally coupled particles, and

$$\begin{aligned} \{10^{-6}\hat{\tau}_{\text{NL}}^{\text{heavy}}(0, 1), 10^{-6}\hat{\tau}_{\text{NL}}^{\text{heavy}}(0, 2), 10^{-7}\hat{\tau}_{\text{NL}}^{\text{heavy}}(0, 3)\} &= \{-39 \pm 49, -16 \pm 36, -0.3 \pm 1.8\} \quad (\text{SEVEM}) \\ &= \{-29 \pm 47, -14 \pm 34, -0.1 \pm 1.8\} \quad (\text{SMICA}). \end{aligned}$$

for heavy particles. These are inflated by a factor (1.6 – 6.3), with largest effects seen around $\nu_0 = \mu_0 = 0$. Except for massless particles, the two-dimensional posteriors shrink significantly when polarization is included, with the two-dimensional figures-of-merit improving by up to $4.6\times$ – this implies that future surveys can significantly enhance cosmological collider constraints. Finally, we note that the heavy-template SEVEM and SMICA results are highly consistent (within 0.2σ), indicating that foreground residuals do not project well onto the oscillatory collider templates.

2. Higher-Spin Constraints

Higher-spin particles can be analyzed similarly, albeit with a fair increase in computational costs. The single-template results are shown in the second and third sections of Tab. V for spin-one (spin-two) particles respectively. As before, we highlight the baseline constraints on light and conformally-coupled particles ($m \leq (s - 1/2)H$):

$$\begin{aligned} \{10^{-7}\hat{\tau}_{\text{NL}}^{\text{light}}(1, 1/2), 10^{-7}\hat{\tau}_{\text{NL}}^{\text{light}}(1, 0)\} &= \{-0.7 \pm 2.1, 3.3 \pm 2.6\} \quad (\text{SEVEM}) \\ &= \{-0.8 \pm 2.0, 3.7 \pm 2.4\} \quad (\text{SMICA}) \\ \{10^{-6}\hat{\tau}_{\text{NL}}^{\text{light}}(2, 1/2), 10^{-7}\hat{\tau}_{\text{NL}}^{\text{light}}(2, 0)\} &= \{2.0 \pm 1.8, -0.4 \pm 1.1\} \quad (\text{SEVEM}) \\ &= \{1.7 \pm 1.8, -0.3 \pm 1.0\} \quad (\text{SMICA}), \end{aligned}$$

and on heavy particles:

$$\begin{aligned} \{10^{-7}\hat{\tau}_{\text{NL}}^{\text{heavy}}(1, 1), 10^{-7}\hat{\tau}_{\text{NL}}^{\text{heavy}}(1, 2), 10^{-7}\hat{\tau}_{\text{NL}}^{\text{heavy}}(1, 3)\} &= \{1.7 \pm 3.3, -4.3 \pm 3.3, 4.3 \pm 3.4\} \quad (\text{SEVEM}) \\ &= \{1.6 \pm 3.4, -5.3 \pm 3.3, 5.6 \pm 3.4\} \quad (\text{SMICA}) \\ \{10^{-7}\hat{\tau}_{\text{NL}}^{\text{heavy}}(2, 1), 10^{-7}\hat{\tau}_{\text{NL}}^{\text{heavy}}(2, 2), 10^{-7}\hat{\tau}_{\text{NL}}^{\text{heavy}}(2, 3)\} &= \{0.8 \pm 2.9, -2.7 \pm 3.0, 4.0 \pm 3.6\} \quad (\text{SEVEM}) \\ &= \{1.6 \pm 2.7, -2.4 \pm 2.8, 3.4 \pm 3.4\} \quad (\text{SMICA}). \end{aligned}$$

In all cases, we find no evidence for primordial non-Gaussianity, with the ten SMICA (SEVEM) amplitudes consistent with zero within 1.3σ (1.6σ), with the largest deviations seen for the spin-one $\mu_1 = 3$ template. For all templates, we obtain consistent results for SEVEM and SMICA within 0.4σ , indicating that residual foregrounds are subdominant. We further find no evidence for non-Gaussianity in the temperature-only and polarization-only analyses, with a maximum deviation of 1.6σ (1.5σ) for SEVEM (SMICA), and $1.3 - 2.6\times$ larger errors in the former case.

To facilitate comparison between the various collider constraints, we plot $\sigma(\tau_{\text{NL}})$ as a function of spin and mass parameter in Fig. 11. We find good agreement between the empirical and theoretical errorbars (within 20%, except for

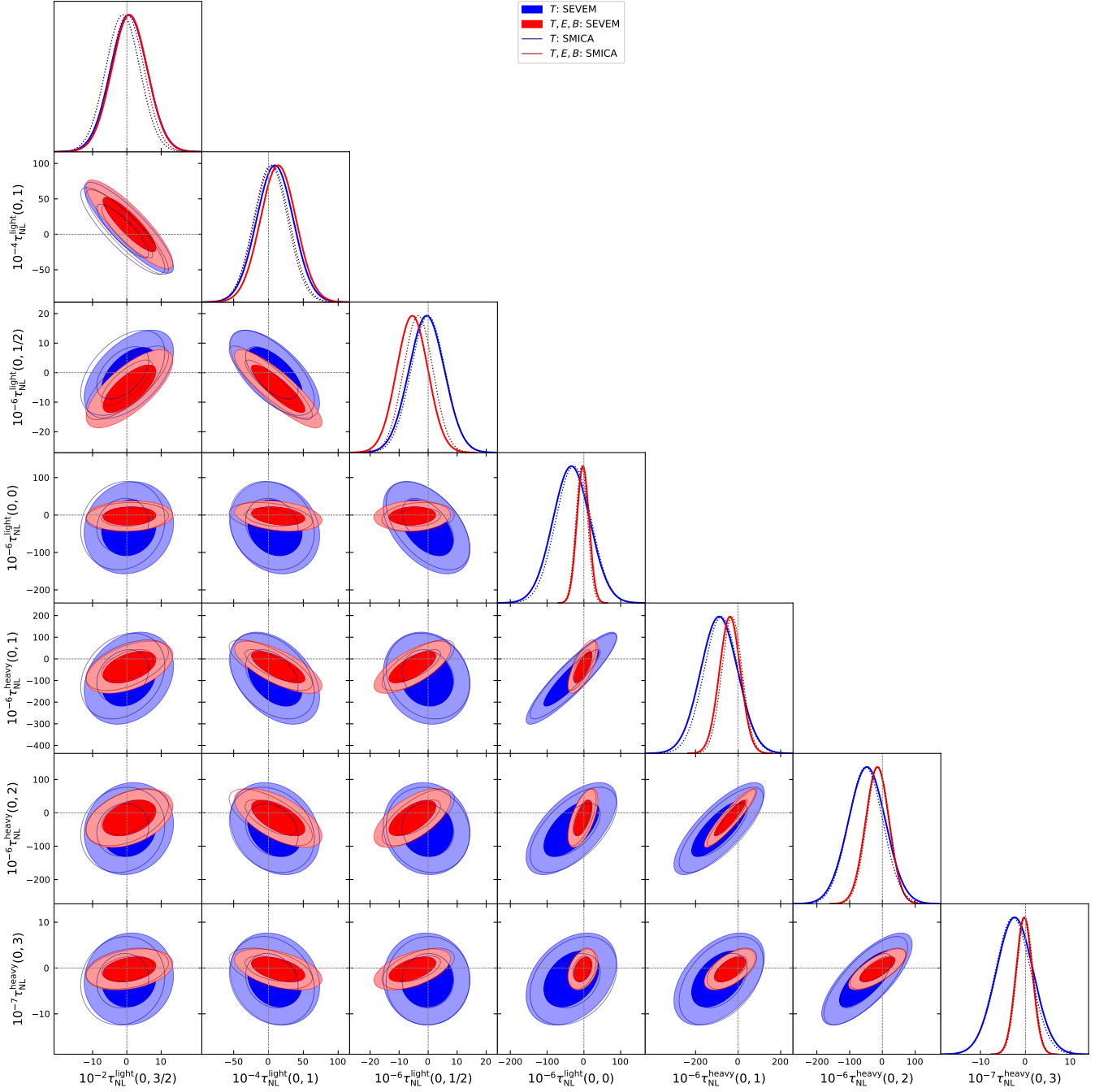


FIG. 10. As Fig. 2, but displaying the joint constraints on spin-zero cosmological collider non-Gaussianity (assuming a Gaussian likelihood). We presents results for seven choices of mass, ranging from massless (first column; $\nu_0 = 3/2$) to conformally coupled (fourth column; $m = 3H/2, \nu_0 = 0$) to very massive (last column; $m = \sqrt{45}H/2, \mu_0 = 3$), and marginalize over the three EFTI amplitudes in all cases. We find no evidence for spin-zero collider non-Gaussianity, though find fairly strong degeneracies between templates with similar mass parameters. Constraints from SEVEM and SMICA are highly consistent, and, for $\nu_0 \lesssim 1$, are significantly enhanced by including polarization data.

a 31% offset for $s = 2, \mu_2 = 1$, with an expected 10% scatter), indicating that our estimators are close to optimal, regardless of spin. As noted above, the spin-zero constraints exhibit strong dependence on ν_s ; for higher-spins, this is more subtle, since unitarity restricts us to $\nu_s \leq 1/2$ (though see [127] for a counterexample). For spin-one particles, we find only minor dependence on mass (with at most a factor of 1.7 variation), whilst for spin-two particles, the variation is larger, with a $5.9\times$ weaker ($3.3\times$ stronger) bound on $\mu_2 = 3$ ($\nu_2 = 1/2$) compared to the conformal limit of $\nu_2 = 0$.

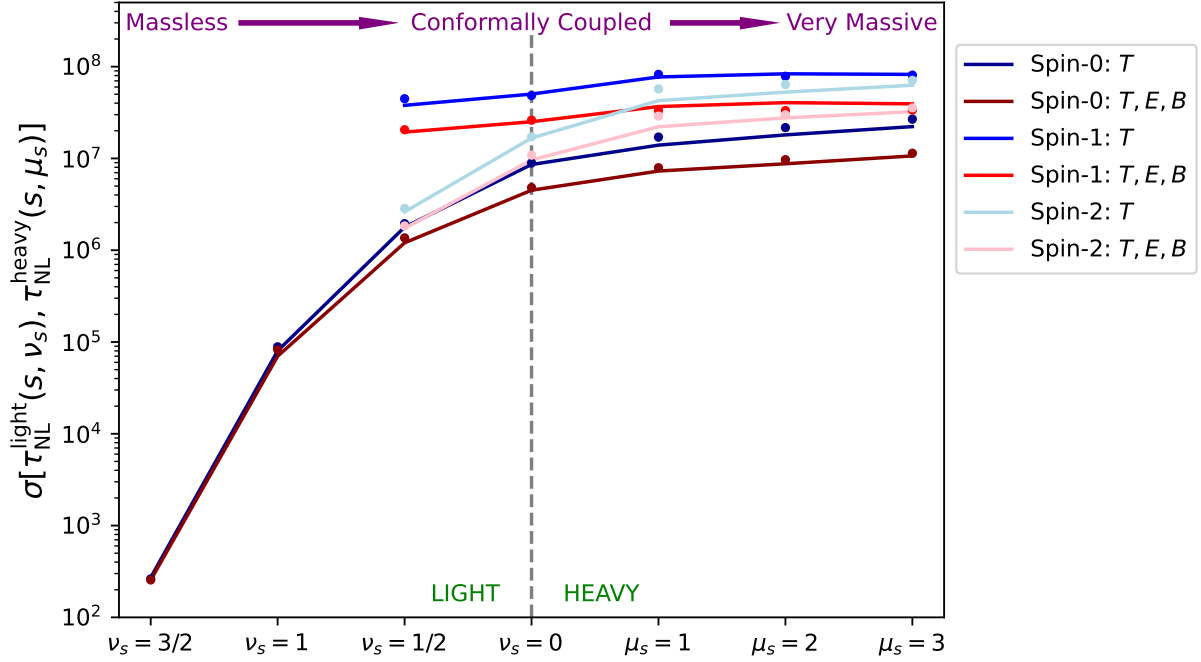


FIG. 11. 1σ errors on the collider non-Gaussianity amplitudes as a function of the mass parameter $\nu_s \equiv i\mu_s$ and spin s . Solid lines indicate the expected errorbars on $\tau_{\text{NL}}^{\text{light}}(s, \nu_s)$ (left) and $\tau_{\text{NL}}^{\text{heavy}}(s, \mu_s)$ (right) from the inverse Fisher matrices, whilst the points indicate the empirical estimates obtained using 50 FFP10 simulations. We analyze each template individually, but marginalize over the three EFTI parameters in all cases. Dark, medium, and light lines show results for spin-zero, one, and two respectively, with temperature-plus-polarization (temperature-only) SEVEM results shown in red (blue). We do not include values with $\nu_s < 1/2$ for $s > 0$, since these violate the Higuchi bound. The individual constraints are tabulated in Tab. V. Notably, the constraints are a strong function of ν_s but fairly insensitive to μ_s , and the high-mass constraints are similar for all spins, though the bounds on light spin-one particles are weak. With the exception of massless scalars, polarization significantly sharpens all constraints.

Switching from $s = 0$ to $s = 2$, constraints weaken by a factor between 1.5 (low-mass) and 3 (high-mass); in contrast, switching from $s = 0$ to $s = 1$ weakens constraints by a factor of 16 (low-mass) to 4 (high-mass). This is expected since models with large ν_s are dominated by highly squeezed configurations, and the collapsed limit is suppressed by a factor of $K^2/k_1 k_3$ if s is odd [36] (as forecast previously [2, 118, 127, 128]).

In Fig. 13, we present joint constraints on collider non-Gaussianity from spins zero, one, and two. Due to the large number of templates considered in this work, this is a fairly formidable plot: the major messages are (a) we find no evidence for primordial non-Gaussianity in the joint analysis, with a maximum detection significance of 1.7σ (for $s = 1, \nu_1 = 0$), (b) results from SEVEM and SMICA are highly consistent, as discussed above, (c) including polarization leads to much sharper two-dimensional constraints (increasing the two-dimensional figure-of-merit by up to $6.6\times$), and (d) we some templates exhibit fairly strong correlations. The final point implies that the joint τ_{NL} constraints will be significantly weaker than the single-template analyses: indeed, we find degradation ranging from $1.4\times$ to $3.7\times$, with largest effects found for heavy spin-one templates.

In Fig. 13, we plot the theoretical correlation matrices between all collider templates, the EFTI shapes, and CMB lensing. We find an analogous correlation structure for both the temperature-only and baseline analyses, dominated by correlations between templates with similar mass parameters (close to the diagonal). At low masses, the various spin-one and spin-two templates are weakly correlated, but we find significant degeneracies at large μ_s , with correlations up to 92% between $\mu_1 = 2$ and $\mu_1 = 3$. This leads to the significant broadening of $\sigma(\tau_{\text{NL}})$ found above, and implies that particles with even higher masses will be challenging to constrain. The EFTI parameters are only weakly correlated with the collider templates (with largest overlap found for the spin-two conformally-coupled correlator); this suggests that our estimators extract little information from close-to-equilateral regimes (as desired). In general, we find only weak correlations between the different spins; this justifies our approach, since it demonstrates that the higher spin analyses are adding new information, rather than just reprocessing that present in spin-zero correlators.

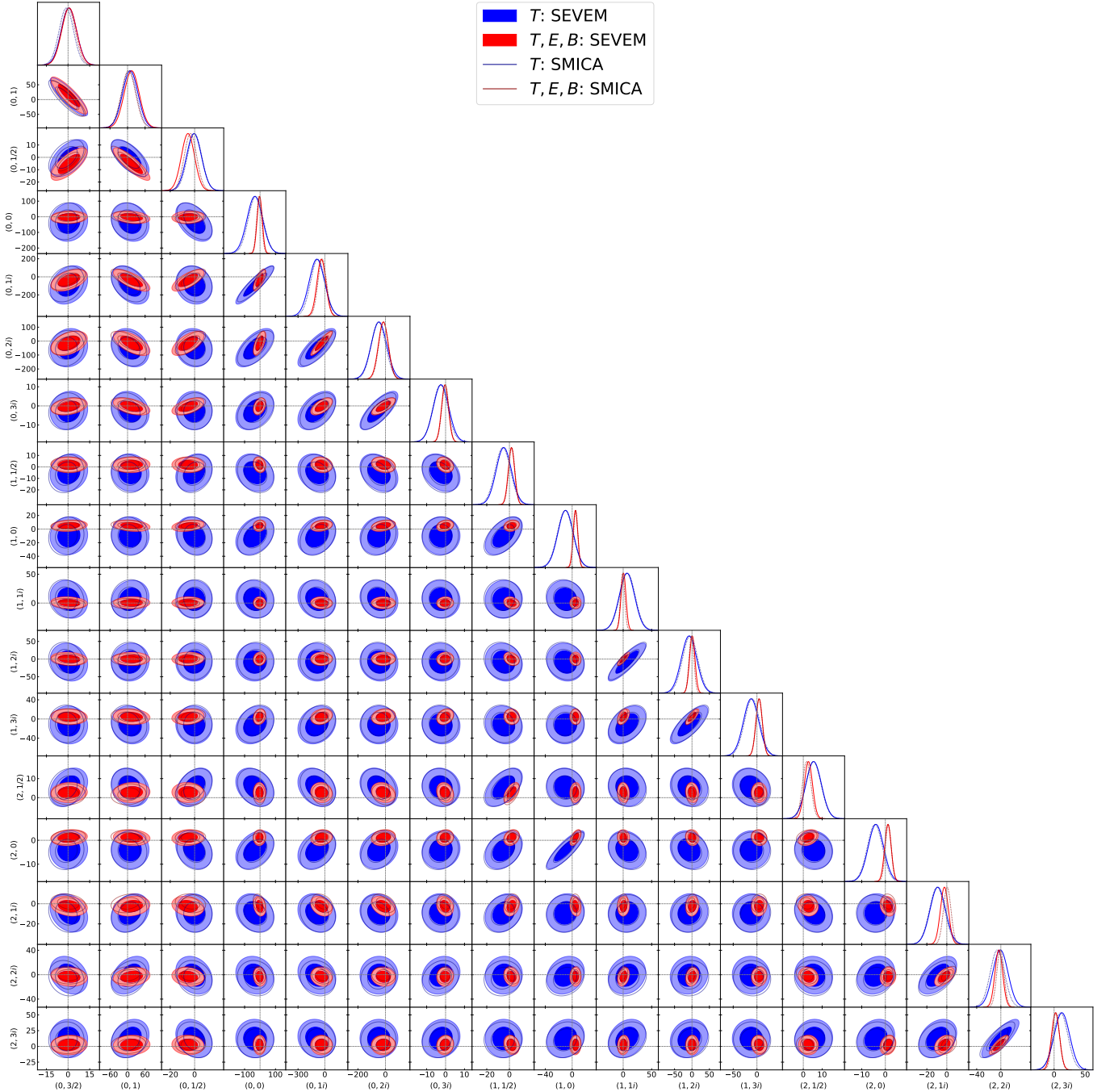


FIG. 12. As Fig. 10, but displaying the joint constraints on cosmological collider non-Gaussianity for spin $s \in \{0, 1, 2\}$. We show results for each of the seventeen $\tau_{\text{NL}}^{\text{light/heavy}}$ amplitudes analyzed in this work (marginalized over $\dot{g}_{\text{NL}}^4, \dot{g}_{\text{NL}}^{\dot{\sigma}^2(\partial\sigma)^2}, \dot{g}_{\text{NL}}^{(\partial\sigma)^4}$), with the labels indicating the value of (s, ν_s) , with complex ν_s indicating heavy particles. As for the spin-zero templates, we find generally good agreement between SEVEM and SMICA. Most analyses strongly benefit from the inclusion of polarization information, particularly large with large s and/or large masses. Despite the large number of templates, most of the correlations are fairly weak (see Fig. 13, such that the various regimes can be independently constrained from data).

3. Consistency Tests

As in previous sections, we conclude by assessing the dependence of the measurements on our analysis choices. Given the increased complexity of these analyses, we perform only a limited set of tests: further validation can be found in [Paper 2](#). First, we note good convergence with N_{fish} : reducing to $N_{\text{fish}} = 5$ changes results by at most 0.15σ . For

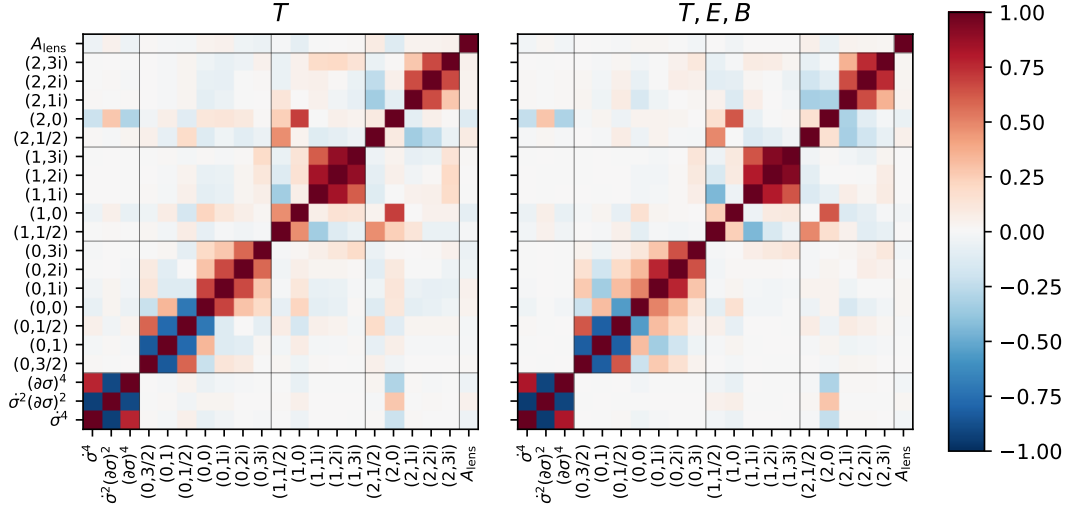


FIG. 13. Theoretical correlation matrix for the cosmological collider analysis. We show the normalized covariances between the three EFTI parameters (leftmost columns), the seventeen collider non-Gaussianity amplitudes (middle columns), and the CMB lensing amplitude (right column), all obtained from the inverse Fisher matrix. The labels indicate the template with collider shapes specified by (s, ν_s) as in Fig. 12. The left and right plots show results for the temperature-only and baseline analyses respectively. We find significant correlations between templates with similar mass parameters (close to the diagonal), but only weak correlations between templates with different spin. Although correlations with lensing are weak, they can severely bias the analysis if not accounted for.

N_{disc} , we observe that the mean of the 50 FFP10 measurements is consistent with zero within 0.5σ for all templates; these are generated using $N_{\text{disc}} = 50$ and provide an upper bound for the Monte Carlo error in the real data analyses (which use $N_{\text{disc}} = 100$). Despite the weak correlations seen in Fig. 13, we find that gravitational lensing induces large distortions to our collider measurements; after marginalizing over EFTI parameters, the spin-zero and spin-two shifts can exceed 3σ (reaching $(-)\sim 5.1\sigma$ for $s = 2$ and $\nu_s = 1/2$). This is an important systematic that must be accounted for in all current and future analyses.

Finally, we assess the dependence of our constraints on the maximum internal mode, L_{max} . Reducing from the fiducial $L_{\text{max}} = 1024$ to $L_{\text{max}} = 512$ leads to negligible variation in the constraints: this is due to our physical K -space restrictions, which null any contributions to the estimator from $L \gtrsim 400$. Setting $L_{\text{max}} = 256$ leads to fairly significant loss of constraining power; whilst the massless limit is unchanged (as in the $\tau_{\text{NL}}^{\text{loc}}$ analysis), constraints on the most massive particles degrade by up to $\approx 3\times$ (or $\approx 2\times$ when excluding spin-one templates). This matches the conclusion of Paper 2, and implies that the $\tau_{\text{NL}}^{\text{heavy}}$ estimators extract significant information from only partially-collapsed triangles. This is expected given the suppressed $K \rightarrow 0$ limit of spin-one and high-mass templates, and does not indicate a breakdown of our model, since the K -space cuts practically restrict to $L \lesssim \ell/4$.

V. DISCUSSION

In §IV, we presented constraints on various models of primordial and late-time non-Gaussianity using *Planck* PR4 data. Below, we compare these to previous bounds, both from the CMB and other observables, which demonstrate the strengths of our approach. As discussed in Paper 1, the template amplitudes map to a variety of inflationary models: using our results, we will place constraints on many such scenarios.

A. Local and Contact Non-Gaussianity

1. CMB Constraints on $g_{\text{NL}}^{\text{loc}}$

Since the early WMAP analyses [59], experiments have placed increasingly precise bounds on the cubic non-Gaussianity parameter $g_{\text{NL}}^{\text{loc}}$, as shown in Fig. 14. Using WMAP5, [56] reported $10^{-4}\hat{g}_{\text{NL}}^{\text{loc}} = 4 \pm 31$ from the $N_{\text{side}} = 32$ temperature PDF (which is significantly tighter than the theoretical Fisher bound), whilst [24] found $10^{-4}\hat{g}_{\text{NL}}^{\text{loc}} = 4 \pm 39$ using a

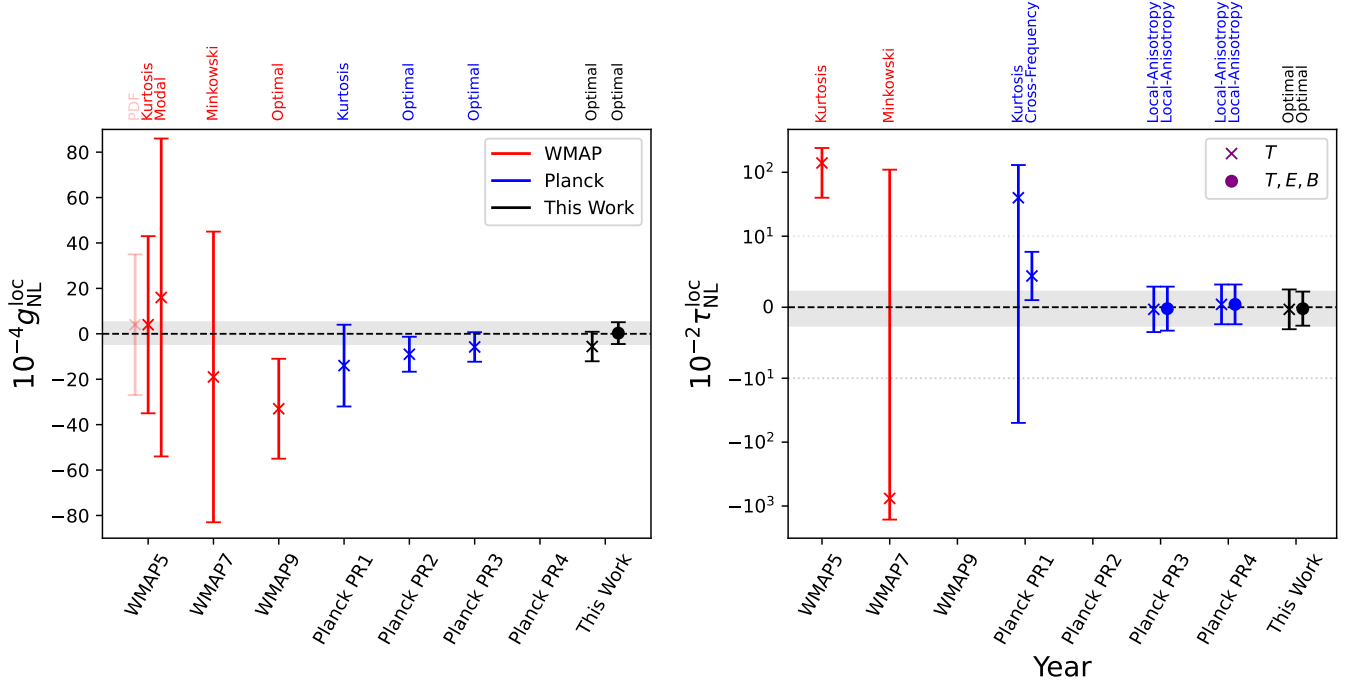


FIG. 14. Literature constraints on local non-Gaussianity parameters obtained using WMAP (red) and *Planck* (blue) data, alongside the main results presented in this work (black, adopting the SMICA component-separation pipeline). Crosses and circles represent results from temperature-only and temperature-plus-polarization analyses respectively, and we plot the measured amplitudes and simulated errorbars in all cases. The top labels indicate the analysis method: PDFs of the temperature maps, kurtosis power spectra, modal decompositions, cross-frequency estimators, local-anisotropy (‘quadratic’) estimators, and (quasi-)optimal quartic estimators. In the $\tau_{\text{NL}}^{\text{loc}}$ case, we switch to logarithmic axes for $10^{-2}|\tau_{\text{NL}}^{\text{loc}}| > 100$. Further discussion and references can be found in the text.

kurtosis power spectrum estimator [129] at $\ell_{\text{max}} = 600$,²¹ and [53] applied modal trispectrum estimators to obtain $10^{-4}\hat{g}_{\text{NL}}^{\text{loc}} = 16 \pm 70$ at $\ell_{\text{max}} = 500$, within 20% of the Fisher bound. From WMAP7, [57] constrained $g_{\text{NL}}^{\text{loc}}$ using Minkowski functionals, obtaining $10^{-4}\hat{g}_{\text{NL}}^{\text{loc}} = -19 \pm 64$; due to the choice of statistic, this is a fairly weak constraint. The first application of optimal template estimators was in [58], which obtained $10^{-4}\hat{g}_{\text{NL}}^{\text{loc}} = -33 \pm 22$ from WMAP9 at $\ell_{\text{max}} = 1024$, including a full treatment of the mask, inhomogeneous noise and weighting; an independent analysis by [37] found a similar constraint: $10^{-4}\hat{g}_{\text{NL}}^{\text{loc}} = -38 \pm 22$.

Due to its higher-resolution, *Planck* data can place significantly stronger bounds on $g_{\text{NL}}^{\text{loc}}$ than WMAP data (with [58] forecasting $10^{-4}\sigma(g_{\text{NL}}^{\text{loc}}) = 6.7$ in an optimal analysis). Furthermore, tighter constraints are possible if one includes polarization: despite the discussion in [55], this combination has not been analyzed in any previous works. Using *Planck* PR1 data at $\ell_{\text{max}} = 1000$, [54] found $10^{-4}\hat{g}_{\text{NL}}^{\text{loc}} = -14 \pm 18$ using the kurtosis estimator of [129], which represents a significant improvement with respect to the analogous WMAP5 analysis. Based on the optimal pipeline discussed in [37], the official *Planck* PR2 and PR3 analyses found $10^{-4}\hat{g}_{\text{NL}}^{\text{loc}} = -9.0 \pm 7.7$ and -5.8 ± 6.5 respectively, working at $\ell_{\text{max}} = 1600$ and adopting the SMICA component-separation pipeline [21, 22]. Analyzing PR4 data at $\ell_{\text{max}} = 2048$, we have obtained a temperature-only SMICA measurement of $10^{-4}\hat{g}_{\text{NL}}^{\text{loc}} = -5.6 \pm 6.5$, which sharpen to 0.3 ± 4.8 with polarization. Our temperature constraints are in excellent agreement with the *Planck* PR3 results, validating our analysis pipeline; our polarization constraints represent the tightest bounds on $g_{\text{NL}}^{\text{loc}}$ obtained to date, by $\approx 35\%$ (cf. Fig. 14).

²¹ As noted in [53], this analysis omits a number of systematic effects such as anisotropic noise.

2. CMB Constraints on $\tau_{\text{NL}}^{\text{loc}}$

Analyses of $\tau_{\text{NL}}^{\text{loc}}$ have a longer history than those of $g_{\text{NL}}^{\text{loc}}$, stretching back to [61], which probed exchange trispectra using COBE-DMR data at $\ell_{\text{max}} = 20$, yielding a constraining power of $10^{-2}\sigma(\tau_{\text{NL}}^{\text{loc}}) \sim 10^6$ [cf. 24].²² More recently (see Fig. 14), [24] analyzed the WMAP5 dataset using kurtosis estimators at $\ell_{\text{max}} = 600$, finding $10^{-2}\hat{\tau}_{\text{NL}}^{\text{loc}} = 140 \pm 100$; this was refined to 40 ± 90 using frequency cross-spectra from *Planck* PR1 in [54], working at $\ell_{\text{max}} = 1000$ and performing a joint analysis with $g_{\text{NL}}^{\text{loc}}$. Moreover, [57] obtained $10^{-2}\hat{\tau}_{\text{NL}}^{\text{loc}} = -760 \pm 870$ by analyzing WMAP7 data with Minkowski functionals; due to the suboptimal analysis method, this bound is comparatively weak.

The *Planck* PR1 non-Gaussianity paper analyzed the trispectrum using local anisotropy estimators [e.g., 130]:²³ this found $10^{-2}\hat{\tau}_{\text{NL}}^{\text{loc}} = 4.4 \pm 3.4$ from temperature alone using $L_{\text{max}} = 10$ [20]. Although not featured in the official *Planck* PR2 or PR3 papers, $\tau_{\text{NL}}^{\text{loc}}$ was recently reanalyzed using PR3 and PR4 data in [60], using a similar approach to [20]. This led to the temperature-only SMICA results $10^{-2}\hat{\tau}_{\text{NL}}^{\text{loc}} = -0.3 \pm 3.2$ (PR3) and 0.4 ± 2.8 (PR4), with the inclusion of polarization yielding -0.2 ± 3.1 (PR3) and 0.4 ± 2.8 (PR4). In this work, we obtained the SMICA temperature-only result $10^{-2}\hat{\tau}_{\text{NL}}^{\text{loc}} = -0.3 \pm 2.8$, and a temperature-plus-polarization constraint -0.2 ± 2.4 (cf. Tab. II). Our temperature-only results are similar to those of [60], though we find somewhat stronger constraints (by $\approx 15\%$) when including polarization (as in Fig. 14). This could be caused by differences in the estimator (including, for example, auto-spectra, finite-recombination effects and the full mask-dependent normalization factor).

As discussed in §IV A, most analyses quote a 95% upper bound on $\tau_{\text{NL}}^{\text{loc}}$ in addition to the measured value and 1σ error. This requires an L -by- L analysis, and leads to the SMICA temperature-only 95% bounds $\tau_{\text{NL}}^{\text{loc}} < 2800$, $\tau_{\text{NL}}^{\text{loc}} < 2800$ and $\tau_{\text{NL}}^{\text{loc}} < 1900$ from *Planck* PR1, PR3, and PR4 respectively [20, 60]. Adding polarization tightens the latter two to $\tau_{\text{NL}}^{\text{loc}} < 2300$ and $\tau_{\text{NL}}^{\text{loc}} < 1700$ respectively, assuming $L_{\text{max}} = 50$ in all cases. In Appendix C, we found $\tau_{\text{NL}}^{\text{loc}} < 1700$ from the SMICA PR4 temperature dataset at $L_{\text{max}} = 30$, or $\tau_{\text{NL}}^{\text{loc}} < 1500$ with polarization. Whilst these are somewhat stronger than the bounds of [60], we caution that they are strongly affected by noise fluctuations (with the SEVEM bounds weaker by almost 50%, due to an upwards fluctuation in $\hat{\tau}_{\text{NL}}^{\text{loc}}$). Finally, we note that the individual $\hat{\tau}_{\text{NL}}^{\text{loc}}(L)$ results are very similar between ours and previous analyses, featuring the same weak excess of power at $L = 3$.

3. CMB Constraints on $g_{\text{NL}}^{\text{con}}$

The constant template parametrized by $g_{\text{NL}}^{\text{con}}$ has been the subject of limited previous study. In the modal trispectrum analyses of [53], the authors constrained the $t_{\text{NL}}^{\text{const}}$ parameter, equivalent to our $g_{\text{NL}}^{\text{con}}$ up to slow-roll effects, finding $10^{-5}t_{\text{NL}}^{\text{const}} = -13 \pm 36$ from WMAP5 data at $\ell_{\text{max}} = 500$, consistent with the (simplified) Fisher expectation within 30 – 40%. In §IV B, we obtained the temperature-only measurement $10^{-5}\hat{g}_{\text{NL}}^{\text{con}} = -18 \pm 11$ (from SEVEM), which tightens to -4.3 ± 5.2 when including polarization. These constraints are a factor of 3.3 and 7.0 tighter than previous bounds, which reflects the significant increase in resolution (with *Planck* being signal-dominated up to $\ell \approx 1600$), and the utility of polarization.

4. Constraints from Other Probes

Primordial non-Gaussianity leaves signatures in a wide variety of observables, not just the CMB. Notable examples include the halo mass function and galaxy bias, which undergo predictable distortions in the presence of $g_{\text{NL}}^{\text{loc}}$ - and $\tau_{\text{NL}}^{\text{loc}}$ -type non-Gaussianity. This has been discussed in a number of works [e.g., 131–134] (see also [135] for a discussion of void statistics). In [131], the scale-dependent bias effect was used to obtain the 95% constraint $-35 < 10^{-4}g_{\text{NL}}^{\text{loc}} < 82$ from SDSS observations (mainly quasars), building on the $f_{\text{NL}}^{\text{loc}}$ constraints reported in [136]. A later analysis of SDSS quasars found $-27 < 10^{-4}g_{\text{NL}}^{\text{loc}} < 19$ [137], and [138] obtained $-56 < 10^{-4}g_{\text{NL}}^{\text{loc}} < 51$ at 95% by considering the correlations of BOSS galaxies and the integrated Sachs-Wolfe effect. These results are roughly consistent with the WMAP constraints discussed above, and are expected to improve significantly in the future: [139] (see also [131]) predict that a $25h^{-3}\text{Gpc}^3$ survey could reach $10^{-4}\sigma(g_{\text{NL}}^{\text{loc}}) \approx 10^{-2}\sigma(\tau_{\text{NL}}^{\text{loc}}) \approx 10$.

Beyond scale-dependent bias, galaxy clustering statistics can be used as a detailed probe of primordial non-Gaussianity. Whilst this has been demonstrated theoretically [e.g., 134, 140–142], constraints on $g_{\text{NL}}^{\text{loc}}$ and $\tau_{\text{NL}}^{\text{loc}}$ from the full shape of galaxy correlators have yet to be obtained. That said, recent work has placed competitive constraints on $f_{\text{NL}}^{\text{loc}}$ [143, 144], and studies have forecast the use of non-perturbative methods to measure $\tau_{\text{NL}}^{\text{loc}}$ from dark matter and weak lensing [145].

²² Throughout this section, we use the same scaling factors as in §IV for ease of comparison, leading to the somewhat inconvenient units.

²³ As shown in Paper 1, these are approximately equivalent to the optimal estimator used in this work.

We can additionally cross-correlate with other probes: for example, [146] demonstrated that $10^{-2}\sigma(\tau_{\text{NL}}^{\text{loc}}) < 1$ could be obtained by combining DESI galaxies with kinematic Sunyaev-Zeldovich measurements from the Simons Observatory.

More futuristically, primordial μ -distortions could probe $g_{\text{NL}}^{\text{loc}}$ and $\tau_{\text{NL}}^{\text{loc}}$ on small-scales, with [147] suggesting constraints of $10^{-4}\sigma(g_{\text{NL}}^{\text{loc}}) = 4 \times 10^{-5}$, $10^{-2}\sigma(\tau_{\text{NL}}^{\text{loc}}) = 0.4$ from a cosmic-variance-limited $TT\mu$ bispectrum analysis, though constraints from current and near-future surveys will be many orders of magnitude weaker (cf. [148], which found $10^{-2}\tau_{\text{NL}}^{\text{loc}} < 1.4 \times 10^9$ from *Planck* $\mu\mu$ spectra). Finally, ‘dark ages’ neutral hydrogen surveys may prove the ultimate probe of local non-Gaussianity due to their large dynamic range and linear evolution: [149] predicted $10^{-4}\sigma(g_{\text{NL}}^{\text{loc}}) = 2 \times 10^{-6}$, $10^{-2}\sigma(\tau_{\text{NL}}^{\text{loc}}) = 2 \times 10^{-9}$ from a cosmic-variance limited experiment up to $k_{\text{max}} = 300h \text{ Mpc}^{-1}$ at $z = 30 - 100$.

From these results, it is clear that the bounds on $g_{\text{NL}}^{\text{loc}}$ and $\tau_{\text{NL}}^{\text{loc}}$ presented in this work are much tighter than those currently possible with other probes. That said, galaxy surveys could soon overtake the CMB as the dominant probe of primordial physics [cf. 150, 151], and, in the distant future, the crown may be given to other observables, such as spectral distortions and 21cm surveys.

5. Implications

The $f_{\text{NL}}^{\text{loc}}$, $g_{\text{NL}}^{\text{loc}}$ and $\tau_{\text{NL}}^{\text{loc}}$ parameters encode local distortions of a Gaussian field and could be created by a wide variety of primordial effects, such as modulated reheating, curvatons, bouncing cosmologies, and beyond (see Paper 1). Below, we review a selection of these scenarios in light of our measurements, coupled with the *Planck* bounds on $f_{\text{NL}}^{\text{loc}}$. To facilitate comparison with previous works, we will assume the SMICA component-separation method where necessary.

A popular generator of large non-Gaussianity is the ‘curvaton’ scenario [e.g., 152, 153], in which an additional light field, subdominant during inflation, sources late-time density perturbations instead of the inflaton. Defining $r_D \equiv 3\rho_\chi/[\rho_\chi + 4\rho_{\text{rad}}]$ as the fractional energy density of the curvaton at the time of its decay into radiation, the simplest adiabatic models predict

$$f_{\text{NL}}^{\text{loc}} = \frac{5}{6} \left(\frac{3}{2r_D} - 2 - r_D \right), \quad g_{\text{NL}}^{\text{loc}} = \frac{25}{54} \left(-\frac{9}{r_D} + \frac{1}{2} + 10r_D + 3r_D^2 \right), \quad \tau_{\text{NL}}^{\text{loc}} = \left(\frac{3}{2r_D} - 2 - r_D \right)^2, \quad (14)$$

with $0 < r_D < 1$ [152, 153]. This has been constrained in many previous analyses: [22] found $r_D \geq 0.22$ ($r_D \geq 0.19$) using *Planck* PR3 temperature-plus-polarization (temperature-only) bispectra at 95% CL. Our $g_{\text{NL}}^{\text{loc}}$ and $\tau_{\text{NL}}^{\text{loc}}$ results indicate $r_D \geq 0.10$ ($r_D \geq 0.09$); this is driven entirely by $\tau_{\text{NL}}^{\text{loc}}$ (with $r_D \geq 0.05$ from $g_{\text{NL}}^{\text{loc}}$ alone, reproducing the uniform prior [cf. 22]) and is not competitive with the $f_{\text{NL}}^{\text{loc}}$ constraint – this is expected given the asymptotic relation $g_{\text{NL}}^{\text{loc}} \approx -(10/3)f_{\text{NL}}^{\text{loc}}$. Modifications to this scenario can lead to larger $g_{\text{NL}}^{\text{loc}}$ as discussed in [e.g., 154, 155].

Local non-Gaussianity can also be generated in non-inflationary settings, such as the ekpyrotic/cyclic scenario. Whilst the simplest ekpyrotic conversion models were already ruled out by *Planck* PR1 [20], the kinetic conversion model remains feasible, as emphasized in [156]. This predicts

$$f_{\text{NL}}^{\text{loc}} = \pm 5 + \frac{3}{2}\kappa_3\sqrt{\epsilon}, \quad g_{\text{NL}}^{\text{loc}} = \left(-40 + \frac{5}{3}\kappa_4 + \frac{5}{4}\kappa_3^2 \right) \epsilon, \quad \tau_{\text{NL}}^{\text{loc}} = \left(\frac{6}{5}f_{\text{NL}}^{\text{loc}} \right)^2, \quad (15)$$

where $\kappa_{3,4}, \epsilon$ encode the potential of the two scalar fields during the ekpyrotic phase, with $\epsilon \gtrsim 50$ required to attain ekpyrosis. Assuming $\epsilon = 100$, we can obtain constraints on κ_3 and κ_4 by combining the PR3 bispectrum results with our trispectrum constraints: from temperature-alone, we find $-1.1 < \kappa_3 < 0.38$, $-1073 < \kappa_4 < 453$, assuming a + sign for $f_{\text{NL}}^{\text{loc}}$, or $-0.44 < \kappa_3 < 1.05$, $-1080 < \kappa_4 < 454$ with a – sign. Adding polarization, these tighten to $-1.07 < \kappa_3 < 0.28$, $-522 < \kappa_4 < 602$ and $-0.40 < \kappa_3 < 0.94$, $-520 < \kappa_4 < 610$ respectively. The κ_3 constraints match the $f_{\text{NL}}^{\text{loc}}$ -only analyses of [22], with the κ_4 far larger than the theoretical estimate of $\kappa_4 \approx 4$ [156]. Given the $f_{\text{NL}}^{\text{loc}}$ bounds, the above model predicts $g_{\text{NL}}^{\text{loc}} \approx -35\epsilon < -1700$, which will require far higher-precision data to probe. The same is true for non-minimally coupled ekpyrosis models, which predict $-1000 \lesssim g_{\text{NL}}^{\text{loc}} \lesssim -100$ [157].

As discussed in [158], light scalar fields in inflation present a plethora of mechanisms to produce $f_{\text{NL}}^{\text{loc}}$, $g_{\text{NL}}^{\text{loc}}$ and $\tau_{\text{NL}}^{\text{loc}}$.²⁴ In many scenarios, such as modulated reheating, modulated trapping, hybrid and thermal inflation with an

²⁴ One can also generate non-Gaussianity using vector fields [e.g., 159]. As discussed in [160], this sources $\tau_{\text{NL}}^{\text{loc}} \lesssim 800(g_\zeta/0.01)^2$, where g_ζ is the power-spectrum anisotropy parameter. This is constrained by *Planck*’s non-detection of g_ζ however [161].

inhomogeneous ending, velocity modulation, and beyond, one produces similar values of $f_{\text{NL}}^{\text{loc}}$ and $g_{\text{NL}}^{\text{loc}}$. In these cases, a joint analysis of the bispectrum and trispectrum will negligibly improve errorbars compared to a bispectrum-only analysis due to the four-point function's significant cosmic variance penalty. Other models can produce $|g_{\text{NL}}^{\text{loc}}| \gg |f_{\text{NL}}^{\text{loc}}|$: these include variations of the light-field models discussed in [158] and the general supersymmetric model analyzed in §V B. Whilst we do not present detailed analysis of each scenario herein (since each depends on a number of free parameters, and several require considerable fine-tuning), we note that the tight $g_{\text{NL}}^{\text{loc}}$ constraints of this work significantly reduce the viable parameter-space of such models.

Under a general set of assumptions, the Suyama-Yamaguchi inequality implies that $\tau_{\text{NL}}^{\text{loc}} \geq (\frac{6}{5}f_{\text{NL}}^{\text{loc}})^2$ [64, 162]. This can be simply understood by considering the curvature fluctuation, ζ_{G} , to be modulated by a light scalar field, σ :

$$\zeta_{\text{G}}(\mathbf{x}) \rightarrow \zeta_{\text{G}}(\mathbf{x}) [1 + A_{\sigma}\sigma(\mathbf{x})] \zeta_{\text{G}}(\mathbf{x}). \quad (16)$$

Assuming that σ and ζ_{G} have the same power spectrum, we find:

$$f_{\text{NL}}^{\text{loc}} = \frac{5}{3}A_{\sigma}r_{\sigma}, \quad \tau_{\text{NL}}^{\text{loc}} = 2A_{\sigma}^2[1 + r_{\sigma}^2] = \left(\frac{6}{5}f_{\text{NL}}^{\text{loc}}\right)^2 \frac{1 + r_{\sigma}^2}{2r_{\sigma}^2} \geq \left(\frac{6}{5}f_{\text{NL}}^{\text{loc}}\right)^2, \quad (17)$$

where $r_{\sigma} \in [0, 1]$ is the correlation coefficient. As such, $f_{\text{NL}}^{\text{loc}}$ can be sourced by light fields correlated to ζ , whilst $\tau_{\text{NL}}^{\text{loc}}$ is additionally sensitive to uncorrelated fields. Using this inequality, we can form a number of additional constraints:

- Any measurement of $\hat{\tau}_{\text{NL}}^{\text{loc}}$ provides an upper bound on $|f_{\text{NL}}^{\text{loc}}|$. Using the non-Gaussian temperature-plus-polarization (temperature-only) likelihood, we find $|f_{\text{NL}}^{\text{loc}}| < 28$ ($|f_{\text{NL}}^{\text{loc}}| < 30$) at 95% CL. These bounds are $\approx 2.5\times$ weaker than, though independent from, the *Planck* bispectrum constraints.
- Assuming the Suyama-Yamaguchi inequality to be saturated, we can constrain $\tau_{\text{NL}}^{\text{loc}}$ from observations of $\hat{f}_{\text{NL}}^{\text{loc}}$. This yields $\tau_{\text{NL}}^{\text{loc}}|_{\text{SY}} < 149$ (< 175), using *Planck* PR3 measurements from [22]. These are $\approx 10\times$ stronger than the trispectrum bounds, but neglect uncorrelated fields.
- Finally, we can isolate the trispectrum-specific information by defining $\Delta\tau_{\text{NL}}^{\text{loc}} \equiv \tau_{\text{NL}}^{\text{loc}} - (\frac{6}{5}f_{\text{NL}}^{\text{loc}})^2$. Combining our $\hat{\tau}_{\text{NL}}^{\text{loc}}$ likelihood with the $f_{\text{NL}}^{\text{loc}}$ measurements of [22] gives $\Delta\tau_{\text{NL}}^{\text{loc}} < 1450$ (< 1670) including (excluding) polarization. This additionally constrains the r_{σ} parameter of (16): $|r_{\sigma}| \geq 0.129$ (≥ 0.127) at 95% CL, marginalizing over $f_{\text{NL}}^{\text{loc}}$, which tightens to $|r_{\sigma}| \geq 0.20$ ($|r_{\sigma}| \geq 0.18$) if we fix $f_{\text{NL}}^{\text{loc}}$ to the maximum value allowed by the *Planck* 1σ bound.

B. EFTI Non-Gaussianity

1. Previous Constraints

As shown in Fig. 15, the EFTI amplitudes, $\dot{g}_{\text{NL}}^4, \dot{g}_{\text{NL}}^{\dot{\sigma}^2(\partial\sigma)^2}, \dot{g}_{\text{NL}}^{(\partial\sigma)^4}$, have been constrained in a number of previous CMB analyses. Firstly, [53] searched for the equilateral trispectrum amplitude $t_{\text{NL}}^{\text{equil}} \equiv (27/25)\dot{g}_{\text{NL}}^4$ from WMAP5 data using the modal estimator, yielding the constraint $10^{-5}\hat{\dot{g}}_{\text{NL}}^4 = 29 \pm 69$ at $\ell_{\text{max}} = 500$ (which was translated into inflationary parameters in [163]).²⁵ The first optimal template analysis of the EFTI shapes was presented in [37] (using analogous estimators to this work), with the results $10^{-5}\hat{\dot{g}}_{\text{NL}}^4 = -32 \pm 31$, $10^{-5}\hat{\dot{g}}_{\text{NL}}^{(\partial\sigma)^4} = -10.8 \pm 6.3$ using WMAP9 data at $\ell_{\text{max}} = 1024$, with $\hat{\dot{g}}_{\text{NL}}^{\dot{\sigma}^2(\partial\sigma)^2}$ omitted due to its correlations with the other parameters. The same pipeline was used in the official *Planck* PR2 non-Gaussianity analyses to yield the temperature-only SMICA measurements $10^{-5}\hat{\dot{g}}_{\text{NL}}^4 = -2 \pm 17$, $10^{-5}\hat{\dot{g}}_{\text{NL}}^{(\partial\sigma)^4} = 0.1 \pm 3.8$ using SMICA at $\ell_{\text{max}} = 1600$ [21], with only minor differences found in the PR3: $10^{-5}\hat{\dot{g}}_{\text{NL}}^4 = -8 \pm 19$, $10^{-5}\hat{\dot{g}}_{\text{NL}}^{(\partial\sigma)^4} = -3.9 \pm 3.9$ [22].

From Tab. III, our temperature-only SMICA constraints are in good agreement with those from *Planck* PR3: we find $10^{-5}\hat{\dot{g}}_{\text{NL}}^4 = -15 \pm 16$, $10^{-5}\hat{\dot{g}}_{\text{NL}}^{(\partial\sigma)^4} = -7.2 \pm 4.4$, with the variances matching to within 10%. When adding polarization, the constraining power doubles, with $10^{-5}\hat{\dot{g}}_{\text{NL}}^4 = -11.7 \pm 7.7$, $10^{-5}\hat{\dot{g}}_{\text{NL}}^{(\partial\sigma)^4} = -1.2 \pm 2.5$; as such, our results represent the strongest bounds on EFTI templates obtained to date (as is clear from Fig. 15).

As for local non-Gaussianity, constraints can also be wrought from other datasets. As discussed in [164], galaxy bispectra are sensitive to the EFTI parameters, and their analysis could yield competitive constraints to the CMB; more

²⁵ Strictly, the equivalence between $t_{\text{NL}}^{\text{equil}}$ and \dot{g}_{NL}^4 holds only up to slow-roll factors of $1 - n_s$.

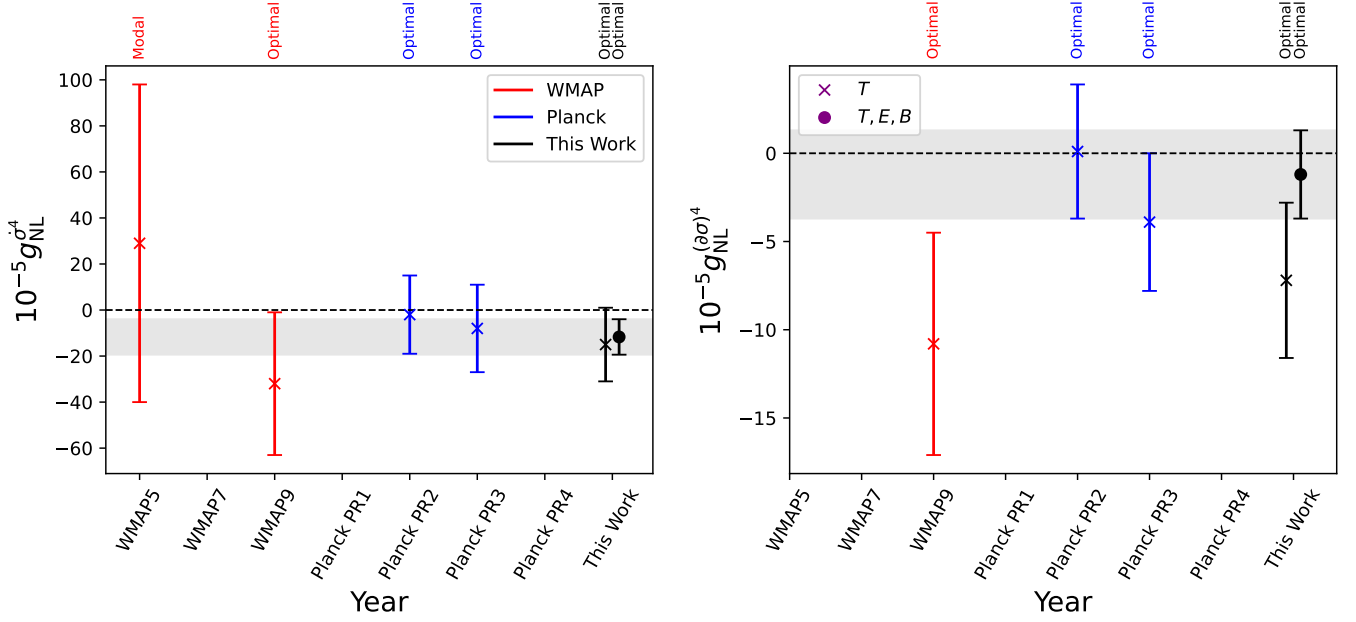


FIG. 15. As Fig. 14, but showing the constraints on the EFTI parameters $g_{\text{NL}}^{\delta^4}$ and $g_{\text{NL}}^{(\partial\sigma)^4}$ (analyzed independently). Our constraints are significantly stronger than those of previous work, primarily due to the addition of polarization.

generally, the above models could be constrained using galaxy trispectra (just as the cubic EFTI couplings have been probed using bispectra [151, 165]). Finally, analysis of 21cm fluctuations in a (highly) futuristic dark ages survey could place extremely strong constraints on the EFTI parameters: [149] predicts $10^{-5}\sigma(g_{\text{NL}}^{\delta^4}) = 2 \times 10^{-6}$, $10^{-5}\sigma(g_{\text{NL}}^{(\partial\sigma)^4}) = 6 \times 10^{-7}$ from a cosmic-variance-limited experiment. If inflation has secrets, such analyses will surely reveal them.

2. Implications

a. Single-Field As discussed in [1, 37], the EFTI parameters $g_{\text{NL}}^{\delta^4}$, $g_{\text{NL}}^{\delta^2(\partial\sigma)^2}$, $g_{\text{NL}}^{(\partial\sigma)^4}$ relate to the structure of the low-energy inflationary Lagrangian. Under a fairly weak set of assumptions, the most general action for single-field inflation is given by

$$S_\pi = \int d^4x \sqrt{-g} \left\{ -M_{\text{Pl}}^2 \dot{H} (\partial_\mu \pi)^2 + 2M_2^4 \left[\dot{\pi}^2 + \dot{\pi}^3 - \dot{\pi} \frac{(\partial_i \pi)^2}{a^2} + (\partial_\mu \pi)^2 (\partial_\nu \pi)^2 + \dots \right] \right. \\ \left. - \frac{M_3^4}{3!} [8\dot{\pi}^3 + 12\dot{\pi}^2 (\partial_\mu \pi)^2 + \dots] + \frac{M_4^4}{4!} [16\dot{\pi}^4 + \dots] + \dots \right\}, \quad (18)$$

where π is the Goldstone mode of broken time-translations (*i.e.* the inflationary clock), H is the Hubble scale, M_{Pl} is the Planck mass and $\{M_n\}$ are coupling coefficients [67]. In addition to the kinetic term, this features both cubic and quartic interactions, with higher-order terms constrained by the non-linear realization of boosts. The cubic operators $\dot{\pi}(\partial\pi)^2$ and $\dot{\pi}^3$ generate bispectra with amplitudes:

$$f_{\text{NL}}^{\dot{\pi}(\partial\pi)^2} = \frac{85}{324} \left(1 - \frac{1}{c_s^2} \right), \quad f_{\text{NL}}^{\dot{\pi}^3} = \frac{10}{243} \left(1 - \frac{1}{c_s^2} \right) \left(\tilde{c}_3 + \frac{3}{2} c_s^2 \right), \quad (19)$$

depending on the sound-speed parameter $c_s^{-2} \equiv 1 - 2M_2^4/(M_{\text{Pl}}^2 \dot{H})$ and $\tilde{c}_3 = -c_s^2 M_3^4/M_2^4$ [e.g., 15, 67]. Similarly, the quartic operators in (18) source trispectra: as discussed in [66], only $\dot{\pi}^4$ is unconstrained given the strong observational bounds on inflationary bispectra. The resulting four-point function has the $g_{\text{NL}}^{\delta^4}$ shape with amplitude

$$g_{\text{NL}}^{\delta^4} = \frac{25}{288} \frac{M_4^4}{H^4} A_\zeta c_s^3. \quad (20)$$

where $A_\zeta = k_*^3 P_\zeta(k_*) = 2\pi^2 A_s \approx 4.2 \times 10^{-8}$.

Using the SMICA constraints given in Tab. III, we constrain

$$-13.1 < 10^{-14} c_s^3 (M_4^4/H^4) < 4.8 \quad (T\text{-only}), \quad -7.5 < 10^{-14} c_s^3 (M_4^4/H^4) < 1.0 \quad (T, E, B)$$

at 95% CL. Our baseline constraint is $\approx 2\times$ stronger than the *Planck* PR3 bound ($-12.8 < 10^{-14} c_s^3 (M_4^4/H^4) < 8.2$) due to the addition of polarization [22];²⁶ furthermore, it is around $4\times$ tighter than the WMAP constraint. Performing a joint analysis of $g_{\text{NL}}^{\dot{\sigma}^4}$ with $f_{\text{NL}}^{\text{equil}}$ and $f_{\text{NL}}^{\text{ortho}}$ (taken from [22]), we can break the degeneracy with c_s . Assuming uniform priors on c_s^{-2} , $(c_s^{-2} - 1)(\frac{2}{3}\tilde{c}_3 + c_s^2)$ and $M_4/H^4 c_s^3$, we find

$$-4.7 < 10^{-20} \frac{M_4^4}{H^4} < 0.3, \quad c_s \geq 0.022, \quad -8.1 < \tilde{c}_3 < -1.4,$$

from the baseline SMICA analysis. To place these results in context, we note that unitarity requires $H/\Lambda_U \lesssim 1$, where the cut-off satisfies $\Lambda_U^4 \sim 16\pi^2 (\dot{H} M_{\text{Pl}}^2)^2 M_4^{-4}$, for $A_\zeta = H^4/(4c_s M_{\text{Pl}}^2 |\dot{H}|)$ [37, 66, 67]. Applied our set-up, we find (at 95% CL)

$$\begin{aligned} \textbf{Unitarity :} \quad & c_s^3 (M_4^4/H^4) \lesssim (5 \times 10^{15}) c_s, & A_\zeta |g_{\text{NL}}^{\dot{\sigma}^4}| &\lesssim 0.9 c_s \\ \textbf{Data :} \quad & c_s^3 (M_4^4/H^4) \lesssim 8 \times 10^{14}, & A_\zeta |g_{\text{NL}}^{\dot{\sigma}^4}| &\lesssim 0.067. \end{aligned}$$

Assuming that c_s is of order unity (which is suggested by the non-detection of bispectrum non-Gaussianity), our constraints are well-within the unitarity bounds, and are thus competitive.

b. Multi-Field Additional fields present during inflation can source different shapes of four-point non-Gaussianity. As shown in [35], these can be modeled using the effective action:

$$S_\sigma = \int d^4x \sqrt{-g} \left\{ \frac{1}{2} (\partial_\mu \sigma)^2 + \frac{1}{\Lambda_1^4} \dot{\sigma}^4 + \frac{1}{\Lambda_2^4} \dot{\sigma}^2 (\partial_i \sigma)^2 + \frac{1}{\Lambda_3^4} (\partial_i \sigma) (\partial_j \sigma)^2 + \frac{\mu^4}{\Lambda^4} \sigma^4 + \dots \right\}, \quad (21)$$

where μ and $\{\Lambda_n\}$ are coupling constants and σ is a spectator field whose fluctuations source curvature via $\zeta = (2A_\zeta)^{1/2} \sigma/H + \dots$. We have ignored any cubic terms: these could be suppressed by some symmetry such as $\sigma \rightarrow -\sigma$. Since σ is not the inflaton (*i.e.* the Goldstone boson), we are not restricted by diffeomorphism symmetries: as a result, we form four leading-order trispectra with amplitudes

$$g_{\text{NL}}^{\dot{\sigma}^4} A_\zeta = \frac{25}{768} \frac{H^4}{\Lambda_1^4}, \quad g_{\text{NL}}^{\dot{\sigma}^2 (\partial \sigma)^2} A_\zeta = -\frac{325}{6912} \frac{H^4}{\Lambda_2^4}, \quad g_{\text{NL}}^{(\partial \sigma)^4} A_\zeta = \frac{2575}{20736} \frac{H^4}{\Lambda_3^4}, \quad g_{\text{NL}}^{\text{loc}} \approx -\frac{50}{27} \frac{\mu^4}{\Lambda^4} N_e, \quad (22)$$

assuming inflation lasts for N_e e -folds. [37] used the WMAP $g_{\text{NL}}^{\dot{\sigma}^4}$ bounds to obtain the Λ_1 constraint $-12.6 < H^4/\Lambda_1^4 < 4.0$; analyzing each term independently, we find the 95% bounds

$$-3.6 < 10^5 \frac{\mu^4}{\Lambda^4} < 3.5, \quad -3.5 < \frac{H^4}{\Lambda_1^4} < 0.6, \quad -0.65 < \frac{H^4}{\Lambda_2^4} < 2.59, \quad -0.21 < \frac{H^4}{\Lambda_3^4} < 0.13$$

from the baseline SMICA analysis, greatly enhancing the previous constraint. In practice, one should constrain the parameters jointly; this leads to slightly weaker constraints:

$$-4.8 < 10^5 \frac{\mu^4}{\Lambda^4} < 2.6, \quad -10.0 < \frac{H^4}{\Lambda_1^4} < 6.3, \quad -9.0 < \frac{H^4}{\Lambda_2^4} < 10.7, \quad -0.45 < \frac{H^4}{\Lambda_3^4} < 0.65.$$

Physically, the quantity of relevance is the ratio of the de Sitter temperature, $H/(2\pi)$, to Λ_i [35]: our EFTI results bound these ratios to $\{H/(2\pi\Lambda_1), H/(2\pi\Lambda_2), H/(2\pi\Lambda_3)\} < \{0.27, 0.30, 0.15\}$ at 95% CL (and are thus practically relevant). Asserting that the underlying theory is Lorentz invariant enforces $\Lambda_1^4 = -2\Lambda_2^4 = \Lambda_3^4 \equiv \Lambda_{\text{LI}}^4$, corresponding to an interaction term $\Lambda_{\text{LI}}^{-4} (\partial_\mu \sigma)^2 (\partial_\nu \sigma)^2$ in (21). This leads to the 95% bound $-0.184 < H^4/\Lambda_{\text{LI}}^4 < 0.068$, equivalent to $H/(2\pi\Lambda_{\text{LI}}) < 0.088$, which is twice as tight as the *Planck* PR3 constraint.

²⁶ There is a typo in Eq. 69 of [22]: $g_{\text{NL}}^{\dot{\sigma}^4}$ constrains $(M_4^4/H^4)/c_s^3$ rather than $M_4^4/(c_s^3 H^4)$. There are further errors in the $f_{\text{NL}}^{\text{equil}}$ and $f_{\text{NL}}^{\text{ortho}}$ definitions of [21, Eq. 58] and (in the arXiv version only) [22, Eq. 87]: the correct relations are $f_{\text{NL}}^{\text{equil}} = (1 - c_s^2)/c_s^2 [-0.275 - 0.0780c_s^2 - (2/3) \times 0.0780\tilde{c}_3]$, $f_{\text{NL}}^{\text{ortho}} = (1 - c_s^2)/c_s^2 [0.0159 + 0.0167c_s^2 + (2/3) \times 0.0167\tilde{c}_3]$.

c. *Other Models* Single-field $P(X, \phi)$ theories (see also k -inflation) provide another potential source of trispectrum non-Gaussianity [e.g., 1, 22, 41, 43, 69, 70, 75, 163, 166–168]. These modify the kinetic term in the inflationary action: $X - V(\phi) \rightarrow P(X, \phi)$ where $X \equiv -(1/2)g^{\mu\nu}\partial_\mu\phi\partial_\nu\phi$ and ϕ is the inflaton. As discussed in [1, 163], these generate contact trispectra with amplitudes²⁷

$$g_{\text{NL}}^{\dot{\sigma}^4} A_\zeta = -\frac{25}{768} \frac{H^4 c_s}{P_{,X}^2} \beta_1, \quad g_{\text{NL}}^{\dot{\sigma}^2(\partial\sigma)^2} A_\zeta = \frac{325}{6912} \frac{H^4}{c_s P_{,X}^2} \beta_2, \quad g_{\text{NL}}^{(\partial\sigma)^4} A_\zeta = -\frac{2575}{20736} \frac{H^4}{c_s^3 P_{,X}^2} \beta_3, \quad (23)$$

where the β_i parameters can be expressed in terms of $\dot{\phi}$, the sound speed c_s , and derivatives of $P(X, \phi)$ [e.g., 163].²⁸ Notably, these amplitudes are equivalent to (22) with the replacement $H^4/\Lambda_i^4 \rightarrow -H^4/P_{,X}^2 \times \beta_i c_s^{3-2i}$. We immediately find the joint constraints

$$-6.3 < c_s \frac{H^4}{P_{,X}^2} \beta_1 < 10.0, \quad -10.7 < \frac{1}{c_s} \frac{H^4}{P_{,X}^2} \beta_2 < 9.0, \quad -0.65 < \frac{1}{c_s^3} \frac{H^4}{P_{,X}^2} \beta_3 < 0.45,$$

from the baseline SMICA analysis. A particularly well-studied $P(X, \phi)$ model is DBI inflation: this corresponds to $\beta_1 = (2c_s^7 \dot{\phi}^2)^{-1}$, $\beta_2 = (4c_s^3 \dot{\phi}^2)^{-1}$, $\beta_3 = -(8c_s \dot{\phi}^2)^{-1}$ [22, 41, 43, 166]. For $c_s \ll 1$, this is dominated by the first EFTI shape with $g_{\text{NL}}^{\dot{\sigma}^4} = -(25/768)c_s^{-4}$. Assuming a uniform prior for $c_s \in [0, 0.2]$, we find $c_s \geq 0.018$ at 95% CL from our SMICA $g_{\text{NL}}^{\dot{\sigma}^4}$ measurement (or $(c_s^{-4} \leq 8.9 \times 10^7$ if sampled directly); this is somewhat stronger than the *Planck* PR3 bound of $c_s \geq 0.015$ [22]. The trispectrum bound is weaker than, but independent from, the bispectrum limit $c_s \geq 0.086$ [22].

As shown in [163], the $g_{\text{NL}}^{\dot{\sigma}^4}$ parameter traces many inflationary models not covered by the above discussion, such as multi-field DBI inflation, exchange interactions in k -inflation, ghost inflation, and Lifshitz scalar theory. In many cases, the full trispectra take a different form to the EFTI templates, but can be probed indirectly due to the correlations between shapes; this implies that stronger constraints can be wrought if one analyzes the full trispectrum. A notable example is ghost inflation [15, 67, 169], for which the altered kinetic term leads to a proliferation of higher-order terms that can generate large non-Gaussianity (and other effects, such as parity-violation [86, 170]). Directly constraining such models is beyond the scope of this work.

C. Direction-Dependent Non-Gaussianity

Whilst the direction-dependent $\tau_{\text{NL}}^{n_1 n_3 n}$ parameters are new to this series, several previous works have considered the parity-even and parity-odd amplitudes $\tau_{\text{NL}}^{n, \text{even}}$ and $\tau_{\text{NL}}^{n, \text{odd}}$. Using idealized Fisher forecasts, [71] predicted $10^{-2} \sigma(\tau_{\text{NL}}^{0, \text{even}}) \equiv 10^{-2} \sigma(\tau_{\text{NL}}^{\text{loc}}) = 1.6$, $10^{-3} \sigma(\tau_{\text{NL}}^{2, \text{even}}) = 0.63$ from a cosmic-variance limited experiment at $\ell_{\text{max}} = 2000$.²⁹ Similarly [72] forecast $10^{-4} \sigma(\tau_{\text{NL}}^{1, \text{odd}}) = 0.38$, noting that the other parameters (e.g., $\tau_{\text{NL}}^{0, \text{odd}}$, $\tau_{\text{NL}}^{1, \text{even}}$) are difficult to constrain with CMB data. This setup is a rough proxy for our *Planck* temperature-only analyses, which found $\{10^{-2} \tau_{\text{NL}}^{0, \text{even}}, 10^{-3} \tau_{\text{NL}}^{2, \text{even}}, 10^{-4} \tau_{\text{NL}}^{1, \text{odd}}\} = \{2.3 \pm 2.3, 1.9 \pm 2.6, -8.4 \pm 2.1\}$, using SEVEM. Though we find similar scalings (see Paper 2), our constraints on high-order parameters are around $5\times$ weaker constraints than the forecasts; this is unsurprising, given the various simplifications in [71, 72] and the optimistic effective ℓ_{max} adopted therein. We further obtain a 50% improvement in $\tau_{\text{NL}}^{1, \text{odd}}$ when polarization is included.

The $\tau_{\text{NL}}^{1, \text{odd}}$ parameter has been previously constrained using the parity-odd four-point function. In [96] (see also [95]) a binned CMB trispectrum was used to constrain Chern-Simons gauge fields, which translates to the 68% bounds $10^{-4} \tau_{\text{NL}}^{1, \text{odd}} = 27 \pm 20$ from temperature-alone or $10^{-4} \tau_{\text{NL}}^{1, \text{odd}} = -1.9 \pm 5.9$ with polarization (assuming $\ell_{\text{max}} = 2000$).³⁰ These bounds are an order of magnitude weaker than the constraints obtained in this work due to the significant loss of information incurred by the wide radial bins (as found in the bispectrum analyses of [18]). The direction-dependent amplitudes can also be constrained using galaxy correlators: [171] found $10^{-4} \tau_{\text{NL}}^{1, \text{odd}} = -8 \pm 21$ and $10^{-3} \tau_{\text{NL}}^{0, \text{odd}} = -3.7 \pm 4.8$ using the parity-odd four-point function of BOSS galaxies. Whilst the constraining power of such datasets is still significantly less than the CMB (for $\tau_{\text{NL}}^{1, \text{odd}}$), they provide a promising avenue for future explorations of chiral primordial physics.

²⁷ Exchange trispectra can also be formed [41]: we neglect these for the purposes of this discussion.

²⁸ Although we have assumed single-field inflation, we can source all three EFTI trispectra. This occurs since we work in the $c_s \ll 1$ limit, where higher order terms in (18) cannot be neglected.

²⁹ Previous works adopt the $d_n^{\text{even/odd}}$ parameters, which are approximately equivalent to $\tau_{\text{NL}}^{n, \text{odd/even}}/6$, as discussed in Paper 1.

³⁰ [96] also places constraints on $\tau_{\text{NL}}^{0, \text{odd}}$, but these are weaker by around a factor of 10^5 , as discussed in [2].

As shown in [172], spectral distortions could provide an extremely strong constraint on the $\tau_{\text{NL}}^{n,\text{even}}$ parameters. Whilst legacy and near-term experiments would reach $10^{-4}\sigma(\tau_{\text{NL}}^{2,\text{even}}) \approx 160$ (*Planck*) and ≈ 16 (PIXIE, assuming $\ell_{\text{max}} = 1000$), a cosmic-variance limited experiment could exceed CMB trispectrum bounds by a factor of 10^4 . A similar conclusion likely holds for dark-ages 21cm analyses.

1. Implications

a. Gauge Fields A well-studied source of direction-dependent trispectrum non-Gaussianity is primordial gauge fields [e.g., 71, 72, 173–178]. These are described by the action

$$S_{\phi, A_\mu} = \int d^4x \sqrt{-g} \left\{ -\frac{1}{2}(\partial_\mu \phi)^2 - V(\phi) + I^2(\phi) \left(-\frac{1}{4}F^{\mu\nu}F_{\mu\nu} + \frac{\gamma}{4}\tilde{F}^{\mu\nu}F_{\mu\nu} \right) \right\}. \quad (24)$$

where ϕ is a pseudo-scalar inflaton, A_μ is a gauge field, $F_{\mu\nu}$ is the electromagnetic tensor and $\tilde{F}_{\mu\nu}$ is its Hodge dual. Assuming $I^2(\phi) \sim a^{-2}$, this generates scale-invariant correlators, with chirality imparted by the Chern-Simons term $\gamma\tilde{F}F$ for constant γ . As discussed in [71, 72, 173, 175] (and summarized in Paper 1), this sources various anisotropies, including a direction-dependent power spectrum, bispectrum, and trispectrum, with the first described by the parameter

$$g_* \approx \frac{48N_e^2}{\epsilon} \frac{\rho_E^{\text{vev}}}{\rho_\phi} f(\gamma), \quad f(\gamma) = \begin{cases} 1 & (\gamma = 0) \\ \frac{e^{4\pi|\gamma|}}{32\pi|\gamma|^3} & (\gamma \gg 1) \end{cases}, \quad (25)$$

where ϵ is the slow-roll parameter and $\rho_E^{\text{vev}}/\rho_\phi$ is the fractional energy density in the gauge field's vacuum expectation value during inflation. Assuming $\gamma = 0$ (i.e. dropping the Chern-Simons term), we have:

$$\tau_{\text{NL}}^{000} = \frac{128}{3}\mathcal{A}(\gamma), \quad \tau_{\text{NL}}^{220} = \tau_{\text{NL}}^{202} = \tau_{\text{NL}}^{022} = \frac{64}{3\sqrt{5}}\mathcal{A}(\gamma), \quad \tau_{\text{NL}}^{222} = \frac{16\sqrt{14}}{45}\mathcal{A}(\gamma) \quad (26)$$

for $\mathcal{A}(\gamma) \equiv (4\pi)^{3/2}N_e^2|g_*|f^2(\gamma)$, whilst $\gamma \gg 1$ sources the additional terms:

$$\begin{aligned} \tau_{\text{NL}}^{110} = -\tau_{\text{NL}}^{101} = \tau_{\text{NL}}^{011} &= \frac{64}{\sqrt{3}}\mathcal{A}(\gamma), & \tau_{\text{NL}}^{112} = -\tau_{\text{NL}}^{121} = \tau_{\text{NL}}^{211} &= -16\sqrt{\frac{2}{3}}\mathcal{A}(\gamma) \\ \tau_{\text{NL}}^{111} &= 16\sqrt{2}\mathcal{A}(\gamma), & \tau_{\text{NL}}^{221} = -\tau_{\text{NL}}^{212} = \tau_{\text{NL}}^{122} &= 16\sqrt{\frac{2}{5}}\mathcal{A}(\gamma). \end{aligned} \quad (27)$$

as derived in [1]. Since the CMB can only constrain $\tau_{\text{NL}}^{n_1 n_3 n}$ parameters for even n_1, n_3 , several of the above amplitudes are not observable.

Using the non-Gaussian $\tau_{\text{NL}}^{\text{loc}}$ likelihood discussed in §IV A and Appendix C, we can constrain $\mathcal{A}(\gamma)$ from τ_{NL}^{000} : this yields $\mathcal{A}(\gamma) < 1550$ (< 1810) at 95% CL using the SMICA baseline (temperature-only) dataset, which corresponds to $|g_*| < 0.0096$ (< 0.011) for $\gamma = 0$ or $10^{28}|g_*| < 1.3$ (< 1.5) for $\gamma = 3$. Whilst the higher-order direction-dependent amplitudes are not able to appreciably tighten the above constraints (due to their larger variances), they can be used to isolate characteristic features of the gauge-field model. Performing an ‘anisotropy-only’ analysis using all $\tau_{\text{NL}}^{n_1 n_3 n}$ except τ_{NL}^{000} yields $\mathcal{A}(\gamma) < 3790$ for $\gamma = 0$ and $\mathcal{A}(\gamma) < 2870$ for $\gamma = 3$; these correspond to $|g_*| < 0.0236$ and $10^{28}|g_*| < 2.4$ respectively (using the baseline SMICA dataset in all cases).³¹ Furthermore, restricting to τ_{NL}^{221} directly probes the chiral part of the trispectrum: this gives $\mathcal{A}(\gamma) < 7360$ and $10^{28}|g_*| < 6.1$ at $\gamma = 3$.

Our constraints on the anisotropy parameter g_* can be compared to a number of previous forecasts. Assuming a *Planck*-like experiment with $\ell_{\text{max}} = 2000$, [71] and [72] predicted $\sigma(g_*) \approx 1 \times 10^{-3}$ at $\gamma = 0$ and $10^{28}\sigma(g_*) \approx 0.09$ at $\gamma = 3$ from the parity-even and parity-odd amplitudes $\tau_{\text{NL}}^{n,\text{even}}$ and $\tau_{\text{NL}}^{n,\text{odd}}$ respectively (equivalent to $\sigma(\mathcal{A}(\gamma)) \approx 160$ and $\mathcal{A}(\gamma \gg 1) \approx 1000$). These forecasts are comparable to our results given the optimistic choice of ℓ_{max} and the non-Gaussianity of the $\tau_{\text{NL}}^{\text{loc}}$ posterior. Moreover, our bounds are much stronger than those obtained in the binned parity-odd trispectrum analysis of [96]: $\mathcal{A}(\gamma) = -4500 \pm 16720$ for $\gamma \gg 1$, equivalent to $10^{28}\sigma(g_*) \lesssim 14$ for $\gamma = 3$.

³¹ As in §IV D, we adopt a joint Gaussian likelihood for $\{\tau_{\text{NL}}^{n_1 n_3 n}\}$. Including non-Gaussianities will lead to a broader posterior on $\mathcal{A}(\gamma)$.

From the bispectrum, [173, 175] predicted $\sigma(g_*) \approx 0.014$ at $\gamma = 0$, or $10^{18}\sigma(g_*) \approx 1600$ at $\gamma = 3$. Finally, anisotropy of the *Planck* power spectrum was constrained in [179], finding $g_* \sim 10^{-2}$.

For $\gamma = 0$, our bounds on $|g_*|$ are stronger than those predicted for bispectrum analyses (by almost $3\times$), and comparable with the power spectrum bounds. For $\gamma \gg 1$, we find extremely strong constraints: this occurs since higher-order correlators are enhanced by factors of $N_e f(\gamma) \gg 1$ relative to the power spectrum [72]. Finally, we can relate these bounds to the fractional energy density in gauge fields: for $\gamma = 0$ our $\tau_{\text{NL}}^{\text{loc}}$ constraint gives the 95% limit $\rho_E^{\text{ev}}/\rho_\phi < 5.6 \times 10^{-10}$ at $\gamma = 0$ or $\rho_E^{\text{ev}}/\rho_\phi < 8.5 \times 10^{-49}$ at $\gamma = 3$, with somewhat weaker bounds found from the anisotropy-only analyses. If gauge fields are present in the early Universe, they must have a very small vacuum expectation value.

b. Solid Inflation Another potential source of direction-dependent non-Gaussianity is solid inflation [180–182]. This posits that inflation is driven by a triplet of scalar fields $\{\phi^I\}$ with the action:

$$S_{\text{solid}} = \int d^4x \sqrt{-g} F[\hat{X}, \hat{Y}, \hat{Z}] + \dots, \quad \hat{X} = \text{tr } \hat{B}, \quad \hat{X}^2 \hat{Y} = \text{tr } \hat{B}^2, \quad \hat{X}^3 \hat{Z} = \text{tr } \hat{B}^3 \quad (28)$$

where $\hat{B}^{IJ} \equiv g^{\mu\nu} \hat{\phi}_\mu^I \hat{\phi}_\nu^J$. By suitable choice of F , this can be made shift-symmetric and rotationally invariant, and leads to various phenomenology including a (squared) anisotropic sound speed, $c_L^2 \approx 1/3 + (8/9)(F_{,Y} + F_{,Z})/XF_{,X}$. Although the full trispectrum has not yet been computed, Paper 1 demonstrated that the $\tau_{\text{NL}}^{n_1 n_3 n}$ parameters have lower bounds

$$\tau_{\text{NL}}^{220} = -7\sqrt{\frac{7}{10}}\tau_{\text{NL}}^{222} = \frac{1}{3}\sqrt{\frac{7}{2}}\tau_{\text{NL}}^{224} \gtrsim (4\pi)^{3/2} \frac{16\sqrt{5}}{81} \left(\frac{F_{,Y}}{F} \frac{1}{\epsilon c_L^2} \right)^2, \quad (29)$$

using the generalized Suyama-Yamaguchi inequality and focusing on the longitudinal mode. Notably, the model is strongly direction-dependent and does not source τ_{NL}^{000} at leading-order. Performing a joint analysis of τ_{NL}^{220} and τ_{NL}^{222} we constrain $(F_{,Y}/(F\epsilon c_L^2))^2 < 2630$ (< 3920) from SMICA including (excluding) polarization, which corresponds to $F_{,Y}/(F\epsilon c_L^2) < 51$ (< 63) at 95% CL. Though our bounds are somewhat weaker than those from direction-dependent bispectra, which predict $\sigma(F_{,Y}/(F\epsilon c_L^2)) \approx 5.9$ [183], we caution that (29) represents only part of the template.

Primordial magnetic fields present another interesting source of direction-dependent non-Gaussianity, through the quadratic sourcing of a scalar curvature perturbation [184]. This scenario has been discussed in a variety of previous works [e.g., 175, 185–188], and creates a variety of modifications to late-time correlators. Whilst a full computation of the magnetic field trispectrum (building on [189, 190]) is beyond the scope of this work, it is interesting to note that the resulting trispectra can be used to probe both the non-helical and helical parts of the magnetic field [185].

D. Collider Non-Gaussianity

Despite significant theoretical interest [e.g., 23, 26–28, 36, 42, 44, 63, 73, 84, 86, 88, 90, 91, 127, 191–220], there have been few observational constraints on the cosmological collider paradigm. For the trispectrum, [127] forecast the detectability of spinning particles in the CMB; whilst these results are not directly comparable to ours, since they assume Higuchi-bound violating particles, our phenomenological conclusions are similar: constraints on higher-mass particles are not dominated by extremely low L , and errorbars rapidly degrade as the mass becomes larger, but more slowly with increasing spin. A specific spin-one coupling was constrained from the binned *Planck* parity-odd CMB trispectrum in [95] (and in [170] using BOSS galaxies); this obtained limits of order the perturbativity bound, though these are difficult to translate to our formalism since they assume a chiral coupling not found in the basic collider picture of [36].

The bispectrum signatures of massive particle non-Gaussianity have been studied in much greater depth. [197] searched for heavy spin-zero collider non-Gaussianity by repurposing *Planck* f_{NL} constraints, whilst [23] performed a detailed search for scalar and higher-spin non-Gaussianity, using a modal bispectrum formalism. Utilizing approximate bootstrap methods, this was able to extend beyond the squeezed limit (corresponding to our collapsed limit), and included a number of regimes not considered in this work, such as equilateral and low-speed colliders (obtained by varying the sound-speed, c_s) and the ‘integrated-out’ signatures of extremely massive particles. In all cases, there was no detection of primordial non-Gaussianity.

There has additionally been a slew of work devoted to large-scale structure probes of collider non-Gaussianity. As noted in [e.g., 221, 222], heavy fields source novel contributions to galaxy power spectra and bispectra, which can be used to constrain the associated f_{NL} parameters [170, 197]. Light and intermediate fields predominantly

source scale-dependent bias; recent work by [145, 223] demonstrates that this is a powerful avenue for constraining such phenomena. Information can also be extracted from galaxy shapes [224, 225] as well as weak lensing, though their analysis may require non-perturbative methods [226, 227]. Most previous forecasts consider only three-point non-Gaussianity; the models discussed in this series, however, could be similarly probing using such observables. Finally, 21cm observations of the dark ages could yield extremely strong constraints on both bispectrum and trispectrum amplitudes, potentially reaching $\sigma(\tau_{\text{NL}}^{\text{heavy}}) \sim 1$ as well as $\sigma(\tau_{\text{NL}}^{\text{light}}) \sim 10^{-5} - 10^0$ (depending on ν_s) [149].

1. Implications

Previous bispectrum studies raise an interesting question: is it worth searching for collider non-Gaussianity in the four-point function given that we have not detected it in the three-point function? To answer this, it is instructive to consider a simple set-up: the exchange of a spin- s particle, σ , between gauge bosons, π . As discussed in Paper 1 (and [36]), the curvature bispectrum and trispectrum generated by such an interaction take the schematic form

$$B_\zeta(k_1, k_2, k_3) \sim B_{\pi\pi\sigma^{(0)}}(k_1, k_2, k_3) \times \frac{1}{P_{\sigma^{(0)}\sigma^{(0)}}(k_3)} P_{\pi\sigma^{(0)}}(k_3) \quad (k_3 \ll k_1) \quad (30)$$

$$T_\zeta(k_1, k_2, k_3, k_4, K) \sim \sum_\lambda B_{\pi\pi\sigma^{(\lambda)}}(k_1, k_2, K) \frac{1}{P_{\sigma^{(\lambda)}\sigma^{(\lambda)}}(K)} B_{\pi\pi\sigma^{(\lambda)}}(k_3, k_4, K) \quad (K \ll k_1, k_2),$$

where $B_{\pi\pi\sigma^{(\lambda)}}$ represents the three-point interaction involving two π bosons and a σ field in helicity state λ *et cetera*. Whilst the trispectrum depends on two cubic interaction vertices, the bispectrum requires both a cubic and a quadratic vertex, with the latter describing the coupling of $\sigma^{(\lambda)}$ to the inflaton; by symmetry, this requires $\lambda = 0$. (30) leads to two important conclusions: (1) collider bispectra are sourced only by the longitudinal helicity mode; (2) they require a quadratic mixing with the inflaton. If either of these are not present (for example, if transverse states dominate [e.g., 216] or the quadratic coupling is protected by symmetry), we will not form an inflationary bispectrum. As such, the curvature trispectrum represents a much more natural testing ground for collider physics and can uncover a wide range of previously hidden physics.

Although none of the above models are forbidden experimentally, some are theoretically disfavored. In particular, the production rate of massive particles is suppressed by $e^{-\pi m/H}$, which restricts us to comparatively small μ_s (though see [e.g., 29, 73, 202, 211] for exceptions to this). Practically, searching for particles with large μ_s becomes difficult, since the characteristic oscillations are washed out by the CMB projection integrals. Furthermore, in the limit of $m \gg H$, massive particles mimic inflationary self-interactions (albeit with a spin-dependent modification [cf. 23]). This sources equilateral trispectrum (generalizing the EFTI shapes), and requires a very different analysis methodology, since we can no longer restrict to the collapsed regime and must resort to different methods to compute the templates, such as bootstrap techniques [191]. In general, implementing an everywhere-defined trispectrum template could yield significantly tighter constraints on conformally coupled and massive particles, and would be an interesting avenue for future work.

E. Late-Time Non-Gaussianity

Since its first measurement in [103], there have been a large number of detections of gravitational lensing with increasing significance. Building on the PR1 and PR2 analyses [77, 228], the *Planck* collaboration used PR3 temperature and polarization data to obtain $A_{\text{lens}} = 0.995 \pm 0.026$ across $8 \leq L \leq 2048$ (their $A^{\phi\phi}$ parameter); this weakens to 1.004 ± 0.033 if one excludes polarization, or 1.011 ± 0.028 using the fiducial value of $L_{\text{max}} = 400$ [229]. Recently, [99] analyzed *Planck* PR4 data, finding $A_{\text{lens}} = 1.004 \pm 0.024$ from temperature-plus-polarization at $L_{\text{max}} = 400$. In §IV A, we found $A_{\text{lens}} = 1.001 \pm 0.024$ from the combined SEVEM dataset (including polarization), with a slightly tighter error obtained from SMICA (0.023) or SEVEM with optimal weighting (0.023); our results are highly consistent with the previous measurements, and with the Λ CDM model. Ours are among the tightest constraints on lensing obtained from current data (matching the precision of ACT DR6 [76]). Much stronger constraints will soon be obtained with high-resolution data from ACT, SPT, the Simons Observatory and CMB-S4.

Our sensitivity to the point-source trispectrum is also comparable to that of previous works. [77] found $10^{38} t_{\text{ps}} = (60 \pm 30) \text{ K}^4$ from *Planck* PR1 data (their S_4 parameter), and [99] analyzed *Planck* PR4 SMICA maps, obtaining $10^{38} t_{\text{ps}} = (16.7 \pm 4.4) \text{ K}^4$. In this work we obtain $10^{38} t_{\text{ps}} = (32.1 \pm 6.2) \text{ K}^4$ ($(19.1 \pm 5.9) \text{ K}^4$) from SEVEM (SMICA), as shown in Tab. II. Whilst the individual bounds differ somewhat due to variations in masking and preprocessing (including the removal of bright point-sources), the empirical consistency is clear.

VI. CONCLUSION

In this series, we have performed a detailed analysis of the inflationary trispectrum. In [Paper 1](#), we explored various models of non-Gaussian primordial physics and constructed a suite of separable templates that allow their physical signatures to be constrained. Using these forms, we derived quasi-optimal estimators for the trispectrum amplitudes (fully accounting for various observational effects such as the mask), which allow them to be efficiently measured from high-resolution CMB data. [Paper 2](#) introduced **POLYSPEC**, an efficient PYTHON/C implementation of these estimators, and presented a wide variety of validation and performance tests, confirming that we can robustly extract trispectrum amplitudes from data. In this work we have applied our formalism to the latest *Planck* temperature and polarization data, and presented constraints on 33 trispectrum amplitudes (four of which are degenerate), spanning a wide range of physical regimes including single-field inflation, gravitational lensing, and the cosmological collider. Furthermore, we have demonstrated that our results are robust to various systematic effects (including Monte Carlo convergence, galactic foregrounds, and noise mismodeling), and translated our constraints into bounds on various inflationary scenarios.

Across all of the > 150 single-template analyses performed in this work (dropping degenerate templates, but accounting for temperature and polarization differences), we have found no robust detection of non-Gaussianity. Due to the look-elsewhere effect [\[230–232\]](#), the significance of any detection is reduced compared to the naïve expectation – we do not attempt to model this effect in this work, since our templates and datasets are non-trivially correlated. We find largest deviations for the direction-dependent τ_{NL}^{221} template, with temperature-only measurements from SMICA and SEVEM $\approx 4\sigma$ below zero (Tab. [IV](#)). Following thorough investigation (see [§IV D](#)), we conclude that this is not physical since we have not accounted for the (demonstrably significant) non-Gaussianity in the τ_{NL}^{221} posterior, the result is not robust to masking variations, and we find no signal in the combined temperature-plus-polarization dataset. The remaining measurements are all consistent with zero at $< 3\sigma$ except for the polarization-only $\tau_{\text{NL}}^{\text{loc}}$ SMICA measurement, which carries negligible weight in the combined analysis.

Due to the use of optimal estimators and polarization data, many of our constraints are significantly tighter than those found in previous works: for example, our $g_{\text{NL}}^{\text{loc}}$ result is 35% stronger than the official *Planck* PR3 result [\[22\]](#), and our EFTI bounds improve on the literature values by 50 – 150%. Furthermore, our constraints on $\tau_{\text{NL}}^{\text{loc}}$ and CMB lensing are consistent with (or slightly tighter than) previous works. In many cases, we perform the first analysis of the relevant templates, such as direction-dependent non-Gaussianity. An important outcome of this series is a set of templates describing the collapsed limit of cosmological collider non-Gaussianity [\[36\]](#): by measuring the corresponding amplitudes, we have placed constraints on inflationary particles with various spins and masses, probing a range of phenomenology including oscillations and squeezed limit divergences.

It is important to reflect on the limitations of our analysis. Whilst the main results presented in this work pass a barrage of consistency tests, we have had to carefully account for a number of systematic effects that could have sourced spurious detections. Below, we discuss a number of effects that will be important to account for in future analyses:

- **Simulations:** Our estimators use a suite of mocks to subtract the disconnected (*i.e.* Gaussian) contributions to the four-point function. Any mismatch between simulations and data can lead to a significant bias (even for the parity-odd templates due to mask-induced leakage): as demonstrated in [Fig. 3](#), a 3% mismatch in the high- ℓ power spectrum leads to a 2σ bias in $g_{\text{NL}}^{\text{loc}}$ and a 6σ bias in $\tau_{\text{NL}}^{\text{loc}}$. Relatedly, we require a large number of simulations: doubling the number leads to 0.3σ shifts in the A_{lens} measurement, though we find smaller variation for the main primordial templates of interest.
- **Dust:** As with any CMB analysis, the impact of residual foregrounds must be carefully explored. Whilst we find consistent results using $f_{\text{sky}} \leq 70\%$, the SEVEM $\tau_{\text{NL}}^{\text{loc}}$ measurements show large shifts when using a less conservative mask ([Fig. 4](#)), which could easily be misinterpreted as evidence for primordial non-Gaussianity.
- **Lensing:** Despite the weak correlations between the A_{lens} trispectrum and the primordial shapes, gravitational lensing can lead to significant biases in our constraints. For *Planck*, we found shifts of up to 5σ , with largest effects seen in the EFTI and collider analyses. This will become increasingly important as lensing in the future, but can be mollified using the techniques discussed in this series.
- **Posteriors:** Interpreting the measured non-Gaussianity amplitudes can be difficult. For example, the sampling distribution of the $\tau_{\text{NL}}^{\text{loc}}$ estimator is strongly non-Gaussian, which leads to significantly weaker bounds than expected given the empirical variances. Whilst an accurate likelihood approximation exists for $\hat{\tau}_{\text{NL}}^{\text{loc}}$, this can be expensive to compute (requiring an L -by- L analysis), and no similar approximation exists for the more nuanced templates, such as direction-dependent non-Gaussianity.
- **Parameter Studies:** Many templates depend non-linearly on continuous hyperparameters, which are not

known *a priori*. An important example is the cosmological collider, which is a function of the mass parameter $\nu_s \equiv i\mu_s$. Ideally, one would perform a joint analysis of the amplitude and ν_s , allowing computation of the marginalized posteriors. Given that our estimators themselves depend on ν_s , this cannot be easily achieved in our framework. This limits us to frequentist studies (as in Tab. V, see also [23]) or marginalization over not-too-correlated templates (as in Fig. 13).

What's next for primordial trispectrum analyses? As usual, the answer is more models and more data. Although we have discussed a wide variety of four-point functions in this work, our census is by no means complete: a selection of models worthy of future study include collider models with broken conformal invariance [73], higher spin particles [127], supersymmetric fermions [88], tachyons [26] partially massless states [84], low-speed colliders [27, 90], parity-violating models [e.g., 86], thermal baths [e.g., 25], resonances [e.g., 81–83], isocurvature models [70, 85, 94], ghost inflation [233, 234], scale dependence non-Gaussianity [89, 90], solid inflation [181, 183], and primordial magnetic fields [189]. Some of these require simple modifications to the estimators of this series, whilst others will require significant methodological developments.

The next generation of CMB observatories will yield significantly tighter bounds on non-Gaussianity (or, more optimistically, its first detection). Experiments such as LiteBIRD, the Simons Observatory, and CMB-S4 [235–237] will give complementary views of the CMB temperature and polarization anisotropies down to much smaller scales. Given the strong scaling of our constraints with ℓ_{\max} , we can expect improvements across a range of non-Gaussianity analyses; much of the new information will arise from polarization, which we have discovered to yield encode significant primordial information. Future constraints may benefit from delensing [e.g., 125]; whilst this would not significantly enhance the *Planck* analyses (Fig. 16), it will become increasingly important as ℓ_{\max} increases. Finally, we note that the tools presented in this series can be realistically scaled to future datasets. At the full *Planck* resolution, computation of 100 $g_{\text{NL}}^{\text{loc}}$, $\tau_{\text{NL}}^{\text{loc}}$ and A_{lens} numerators using POLYSPEC required under four minutes per simulation on a 64-core machine (though this increases for more complex templates). Whilst future datasets will require higher precision computations, combining the fast estimators presented in this series with future methodological and computational enhancements, we will be able to place tight constraints on many models of primordial non-Gaussianity in the coming years.

ACKNOWLEDGMENTS

We thank Giovanni Cabass, William Coultion, Adriaan Duivenvoorden, Colin Hill and Maresuke Shiraishi for insightful discussions. OHEP is a Junior Fellow of the Simons Society of Fellows, and thanks Leonardo da Vinci for creative inspiration. OHEP would also like to thank the Center for Computational Astrophysics for their hospitality across the multiple years this set of papers took to write. The computations in this work were run at facilities supported by the Scientific Computing Core at the Flatiron Institute, a division of the Simons Foundation.

Appendix A: Primordial Templates

In this appendix, we list the primordial templates used in this work. A detailed discussion of each can be found in Paper 1; here, we give the explicit forms for reference. In all cases, we use the Fourier-space gauge-invariant curvature perturbation, $\zeta(\mathbf{k})$, whose two-point function is given by $\langle \zeta(\mathbf{k}_1)\zeta(\mathbf{k}_2) \rangle = P_\zeta(k_1)\delta_{\text{D}}(\mathbf{k}_1 + \mathbf{k}_2)$ where δ_{D} is the Dirac delta function.

- **Local Non-Gaussianity.** This is defined by two four-point functions with amplitudes $g_{\text{NL}}^{\text{loc}}$ and $\tau_{\text{NL}}^{\text{loc}}$, which parametrize cubic and quadratic local transformations. Explicitly:

$$\langle \zeta(\mathbf{k}_1)\zeta(\mathbf{k}_2)\zeta(\mathbf{k}_3)\zeta(\mathbf{k}_4) \rangle'_c \supset \frac{54}{25}g_{\text{NL}}^{\text{loc}}P_\zeta(k_1)P_\zeta(k_2)P_\zeta(k_3) + 3 \text{ perms.}, \quad (\text{A1})$$

and

$$\langle \zeta(\mathbf{k}_1)\zeta(\mathbf{k}_2)\zeta(\mathbf{k}_3)\zeta(\mathbf{k}_4) \rangle'_c \supset \tau_{\text{NL}}^{\text{loc}}P_\zeta(k_1)P_\zeta(k_3)P_\zeta(K) + 11 \text{ perms.} \quad (\text{A2})$$

where $K \equiv |\mathbf{k}_1 + \mathbf{k}_2|$ is the exchange momentum.

- **Contact Non-Gaussianity.** This is an approximately featureless shape, defined by the amplitude $g_{\text{NL}}^{\text{con}}$ and the following four-point function:

$$\langle \zeta(\mathbf{k}_1)\zeta(\mathbf{k}_2)\zeta(\mathbf{k}_3)\zeta(\mathbf{k}_4) \rangle'_c \supset \frac{216}{25}g_{\text{NL}}^{\text{con}}[P_\zeta(k_1)P_\zeta(k_2)P_\zeta(k_3)P_\zeta(k_4)]^{3/4}. \quad (\text{A3})$$

- **EFTI Non-Gaussianity.** The Effective Field Theory of Inflation predicts three trispectra with amplitude parameters \dot{g}_{NL}^4 , $\dot{g}_{\text{NL}}^{\dot{\sigma}^2(\partial\sigma)^2}$, and $\dot{g}_{\text{NL}}^{(\partial\sigma)^4}$. These can be expressed as integrals over conformal time, τ :

$$\begin{aligned} \langle \zeta(\mathbf{k}_1)\zeta(\mathbf{k}_2)\zeta(\mathbf{k}_3)\zeta(\mathbf{k}_4) \rangle'_c &\supset \frac{9216}{25} \dot{g}_{\text{NL}}^4 A_\zeta^3 \int_{-\infty}^0 d\tau \tau^4 \left(\prod_i \frac{e^{k_i \tau}}{k_i} \right) \\ &\quad - \frac{13824}{325} \dot{g}_{\text{NL}}^{\dot{\sigma}^2(\partial\sigma)^2} A_\zeta^3 \int_{-\infty}^0 d\tau \tau^2 \frac{(1-k_3\tau)(1-k_4\tau)}{k_1 k_2 (k_3 k_4)^3} (\mathbf{k}_3 \cdot \mathbf{k}_4) e^{\sum_i k_i \tau} + 5 \text{ perms.} \\ &\quad + \frac{82944}{2575} \dot{g}_{\text{NL}}^{(\partial\sigma)^4} A_\zeta^3 \int_{-\infty}^0 d\tau \left(\prod_i \frac{(1-k_i\tau)e^{k_i \tau}}{k_i^3} \right) (\mathbf{k}_1 \cdot \mathbf{k}_2)(\mathbf{k}_3 \cdot \mathbf{k}_4) + 2 \text{ perms.}, \end{aligned} \quad (\text{A4})$$

where A_ζ is the power spectrum amplitude. In practice, this is replaced by $k^3 P_\zeta(k)$ to ensure the correct $k^{-3(4-n_s)}$ scaling.

- **Direction-Dependent Non-Gaussianity.** The $\tau_{\text{NL}}^{\text{loc}}$ template of (A2) can be generalized by allowing for dependence on the angles between \mathbf{k}_1 , \mathbf{k}_3 and \mathbf{K} . A general expansion is given by

$$\begin{aligned} \langle \zeta(\mathbf{k}_1)\zeta(\mathbf{k}_2)\zeta(\mathbf{k}_3)\zeta(\mathbf{k}_4) \rangle'_c &\supset \frac{1}{2} \sum_{n_1 n_3 n} \tau_{\text{NL}}^{n_1 n_3 n} \left[\sum_{m_1 m_3 m} \begin{pmatrix} n_1 & n_3 & n \\ m_1 & m_3 & m \end{pmatrix} Y_{n_1 m_1}(\hat{\mathbf{k}}_1) Y_{n_3 m_3}(\hat{\mathbf{k}}_3) Y_{nm}(\hat{\mathbf{K}}) \right] \\ &\quad \times P_\zeta(k_1) P_\zeta(k_3) P_\zeta(K) + 23 \text{ perms.} \end{aligned} \quad (\text{A5})$$

with amplitude parameters $\tau_{\text{NL}}^{n_1 n_3 n}$ (for integer n_i), where Y_{nm} is a spherical harmonic and the quantity in parentheses is a Wigner $3j$ symbol. A simplified decomposition is given by the parity-even and parity-odd expressions:

$$\begin{aligned} \langle \zeta(\mathbf{k}_1)\zeta(\mathbf{k}_2)\zeta(\mathbf{k}_3)\zeta(\mathbf{k}_4) \rangle'_c &\supset \frac{1}{6} \sum_{n \geq 0} \tau_{\text{NL}}^{n, \text{even}} \left[\mathcal{L}_n(\hat{\mathbf{k}}_1 \cdot \hat{\mathbf{k}}_3) + (-1)^n \mathcal{L}_n(\hat{\mathbf{k}}_1 \cdot \hat{\mathbf{K}}) + \mathcal{L}_n(\hat{\mathbf{k}}_3 \cdot \hat{\mathbf{K}}) \right] \\ &\quad \times P_\zeta(k_1) P_\zeta(k_3) P_\zeta(K) + 23 \text{ perms.} \end{aligned} \quad (\text{A6})$$

and

$$\begin{aligned} \langle \zeta(\mathbf{k}_1)\zeta(\mathbf{k}_2)\zeta(\mathbf{k}_3)\zeta(\mathbf{k}_4) \rangle'_c &\supset -\frac{i}{6} \sum_{n \geq 0} \tau_{\text{NL}}^{n, \text{odd}} \left[\mathcal{L}_n(\hat{\mathbf{k}}_1 \cdot \hat{\mathbf{k}}_3) + (-1)^n \mathcal{L}_n(\hat{\mathbf{k}}_1 \cdot \hat{\mathbf{K}}) + \mathcal{L}_n(\hat{\mathbf{k}}_3 \cdot \hat{\mathbf{K}}) \right] (\hat{\mathbf{k}}_1 \times \hat{\mathbf{k}}_3 \cdot \hat{\mathbf{K}}) \\ &\quad \times P_\zeta(k_1) P_\zeta(k_3) P_\zeta(K) + 23 \text{ perms.}, \end{aligned} \quad (\text{A7})$$

with characteristic amplitudes $\tau_{\text{NL}}^{n, \text{even}}$ and $\tau_{\text{NL}}^{n, \text{odd}}$, where \mathcal{L}_n is a Legendre polynomial.

- **Collider Non-Gaussianity.** Massive particles present during inflation leave signatures in the collapsed limits of the inflationary four-point function (with $K \ll k_1, k_3$). These depend on the particle spin, s , and mass, m , which is usually parametrized by $\nu_s = \sqrt{(s-1/2)^2 - m^2/H^2}$ for inflationary Hubble rate H (with $\nu_0 = \sqrt{9/4 - m^2/H^2}$ for spin-zero). We define the following template for light/intermediate mass particles (formally the complementary series):

$$\begin{aligned} \langle \zeta(\mathbf{k}_1)\zeta(\mathbf{k}_2)\zeta(\mathbf{k}_3)\zeta(\mathbf{k}_4) \rangle'_c &\supset \tau_{\text{NL}}^{\text{light}}(s, \nu_s) \sum_{S=0}^{2s} \mathcal{C}_s(S, i\nu_s) \sum_{\lambda_1 \lambda_3 \Lambda} \begin{pmatrix} s & s & S \\ \lambda_1 & \lambda_3 & \Lambda \end{pmatrix} Y_{s\lambda_1}(\hat{\mathbf{k}}_1) Y_{s\lambda_3}(\hat{\mathbf{k}}_3) Y_{S\Lambda}(\hat{\mathbf{K}}) \\ &\quad \times \left(\frac{K^2}{k_1 k_3} \right)^{3/2-\nu_s} P_\zeta(k_1) P_\zeta(k_3) P_\zeta(K) \\ &\quad \times \Theta_{\text{H}}(k_1 - k_{\text{coll}}) \Theta_{\text{H}}(k_3 - k_{\text{coll}}) \Theta_{\text{H}}(K_{\text{coll}} - K) + 11 \text{ perms.} \end{aligned} \quad (\text{A8})$$

with amplitude parameter $\tau_{\text{NL}}^{\text{light}}(s, \nu_s)$. This depends on a coupling parameter \mathcal{C}_s given in Paper 1. In the last line, we restrict to $k_i \geq k_{\text{coll}}$ and $K \leq K_{\text{coll}}$ via the Heaviside functions Θ_{H} : for suitably chosen $k_{\text{coll}}, K_{\text{coll}}$, these ensure that we remain in mildly collapsed regimes where the template is valid. This differs from the $\tau_{\text{NL}}^{\text{loc}}$ template principally due to the angular dependence and the suppression by $(K^2/k_1 k_3)^{3/2-\nu_s}$.

For heavy masses $m > (s-1/2)H$, or $m > 3H/2$ for $s=0$ (formally the principal series), we define the following template depending on mass parameter $\mu_s \equiv -i\nu_s$:

$$\begin{aligned} \langle \zeta(\mathbf{k}_1)\zeta(\mathbf{k}_2)\zeta(\mathbf{k}_3)\zeta(\mathbf{k}_4) \rangle'_c &\supset \tau_{\text{NL}}^{\text{heavy}}(s, \mu_s) \sum_{S=0}^{2s} |\mathcal{C}_s(S, \mu_s)| \sum_{\lambda_1 \lambda_3 \Lambda} \begin{pmatrix} s & s & S \\ \lambda_1 & \lambda_3 & \Lambda \end{pmatrix} Y_{s\lambda_1}(\hat{\mathbf{k}}_1) Y_{s\lambda_3}(\hat{\mathbf{k}}_3) Y_{S\Lambda}(\hat{\mathbf{K}}) \\ &\quad \times \frac{1}{2} \left[\left(\frac{K^2}{k_1 k_3} \right)^{3/2+i\mu_s} e^{i\omega_s(S, \mu_s)} + \left(\frac{K^2}{k_1 k_3} \right)^{3/2-i\mu_s} e^{-i\omega_s(S, \mu_s)} \right] \\ &\quad \times \Theta_{\text{H}}(k_1 - k_{\text{coll}}) \Theta_{\text{H}}(k_3 - k_{\text{coll}}) \Theta_{\text{H}}(K_{\text{coll}} - K) P_\zeta(k_1) P_\zeta(k_3) P_\zeta(K) + 11 \text{ perms.}, \end{aligned} \quad (\text{A9})$$

where $\tau_{\text{NL}}^{\text{heavy}}(s, \mu_s)$ is the characteristic amplitude parameter and ω_s is a phase defined in Paper 1. This features oscillations with frequency μ_s in the collapsed limit.

In this work, we additionally late-time non-Gaussianity from gravitational lensing and unresolved point sources. The CMB trispectra arising from these effects are discussed in Paper 1.

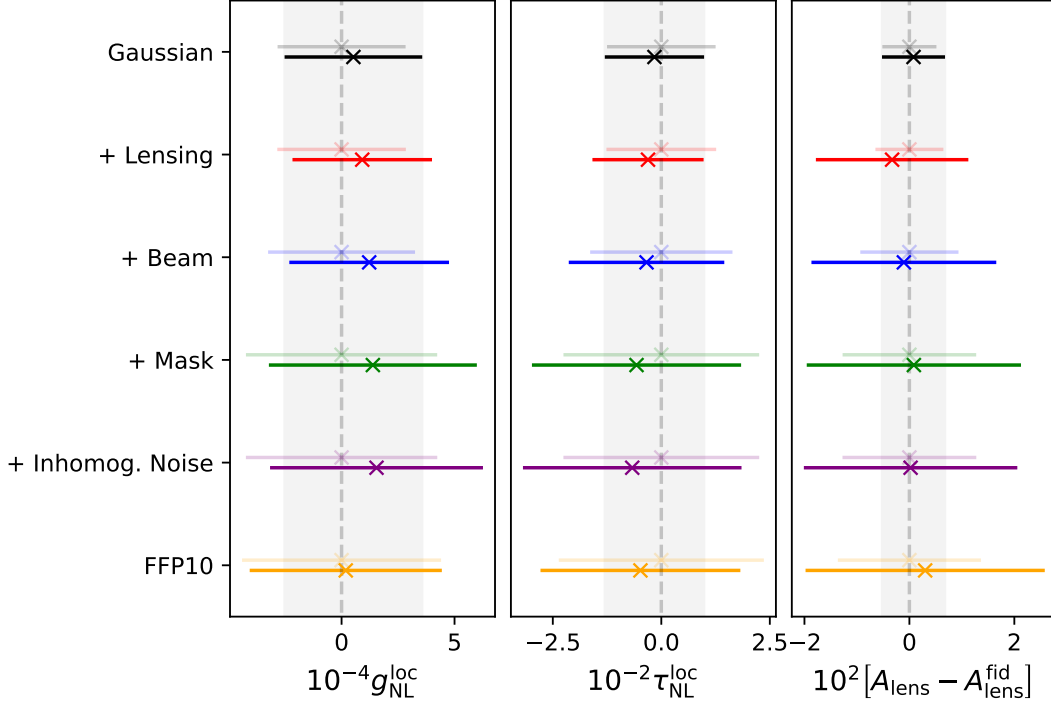


FIG. 16. Forecasted constraints on local and lensing non-Gaussianity including various degrees of realism. We start from an analysis of Gaussian data with homogeneous Poisson noise (black) then successively add lensing distortions (red), the *Planck* beam (blue), the observational mask (green), inhomogeneous Poisson noise matching the *Planck* scan strategy (purple), and the full FFP10 component-separation noise (yellow). All results are obtained with temperature and polarization data with $\ell \in [2, 2048]$, $L \in [1, 30]$. Solid lines indicate the mean result from analyzing 100 simulations (shared between each test), whilst the faint lines give the predictions from the (numerically-computed) inverse Fisher matrix. In *Planck*, the largest contributions to the primordial variance are the beam and mask, though their effects vary significantly across templates. In most cases, we find fairly good agreement between the empirical and theoretical errors, except for A_{lens} , wherein lensing non-Gaussianities lead to significant broadening of the constraints.

Appendix B: Variance Breakdown

Fisher forecasts are a powerful tool to predict the constraining power of a given dataset. In many scenarios, one adds simplifying assumptions to make the forecast more tractable: these include translation-invariant noise, a unit mask, and a unit beam. In this appendix, we perform an array of forecasts to explore the dependence of the *Planck* local and lensing non-Gaussianity constraints on these assumptions.

Fig. 16 shows the forecasted constraints on $g_{\text{NL}}^{\text{loc}}$, $\tau_{\text{NL}}^{\text{loc}}$, and A_{lens} from the baseline *Planck* PR4 analysis computed using the Fisher matrix (obtained numerically, as described in §III D), as well as 100 mock simulations. In the simplest scenario, we analyze unlensed Gaussian CMB realizations without a beam or mask, adding translation-invariant Poisson noise. In this limit, we forecast tight constraints on all parameters with good agreement between the theoretical and empirical variances (given the expected 7% scatter from finite-mock effects). Switching to lensed CMB realizations leads to a 25% increase in the theoretical $\sigma(A_{\text{lens}})$: in contrast, the empirical error is increased by a factor of 140%. This is a signature of lensing-induced non-Gaussianity, and signifies suboptimalities in the lensing estimator. The primordial constraints are only weakly affected by lensing (aside from a 1.0σ shift in the mean of $g_{\text{NL}}^{\text{loc}}$ which we predict and subtract).

The next entry in Fig. 16 shows the effect of adding a *Planck*-like beam to the mock data. The associated damping of high- ℓ modes leads to a minor inflation in the $g_{\text{NL}}^{\text{loc}}$ constraint (15%), but a larger increase for $\tau_{\text{NL}}^{\text{loc}}$ and A_{lens} (30 – 40%) – this is expected due to the sharper dependence of these errorbars on ℓ_{max} . Repeating the analysis with an $f_{\text{sky}} \approx 0.75$ mask degrades the constraints between 15% (A_{lens}) and 35% ($\tau_{\text{NL}}^{\text{loc}}$); these variations are not well captured by the $1/\sqrt{f_{\text{sky}}}$ factor included in most idealized forecasts. Allowing for spatial variations in noise properties (via the FFP10 noise simulations) leads to negligible variation in the constraints, though we caution that this effect could be larger for less uniform surveys.

Finally, we compare the theoretical variances to those from 100 FFP10 simulations. These incorporate all the above features, in addition to realistic point-sources, artifacts and foreground residuals. For $g_{\text{NL}}^{\text{loc}}$ and $\tau_{\text{NL}}^{\text{loc}}$, we find excellent agreement between empirical and theoretical errors (within 5%), whilst the empirical $\sigma(A_{\text{lens}})$ is larger than the numerical Fisher matrix prediction by 67%; notably, these errorbars can be significantly larger than those suggested by rescaling idealized forecasts by factors

of $1/\sqrt{f_{\text{sky}}}$. The conclusion from this exercise is the following: the precise errors on non-Gaussianity parameters reflect a complex interplay between various features, the most important of which are gravitational lensing, the instrumental beam, and observational mask.

Appendix C: Scale-Dependent $\tau_{\text{NL}}^{\text{loc}}$ Analysis

As noted in Fig. 1, the null distribution of $\hat{\tau}_{\text{NL}}^{\text{loc}}$ is non-Gaussian with a tail towards positive values. In this appendix, we perform an alternative $\tau_{\text{NL}}^{\text{loc}}$ analysis based on [60] (itself generalizing [20]), which allows for construction of a physical bound on $\tau_{\text{NL}}^{\text{loc}}$, accounting for the skewed likelihood.

To understand this approach, it is useful to rewrite the $\tau_{\text{NL}}^{\text{loc}}$ estimator in a more familiar form.³² First, we introduce a quadratic field, Φ_{LM} (analogous to the usual CMB lensing estimator) that measures some large-scale distortion field proportional to $\sqrt{\tau_{\text{NL}}^{\text{loc}}}$ [e.g., 130]. For suitably defined Φ_{LM} , we can rewrite the estimator of (7):

$$\begin{aligned} \hat{N}_{\tau_{\text{NL}}^{\text{loc}}} = \sum_{LM} \left\{ \Phi_{LM}[d, d] \Phi_{LM}^*[d, d] - \left(\langle \Phi_{LM}[d, d] \Phi_{LM}^*[\delta, \delta] \rangle_{\delta} + 5 \text{ perms.} \right) \right. \\ \left. + \left(\langle \Phi_{LM}[\delta, \delta] \Phi_{LM}^*[\delta', \delta'] \rangle_{\delta, \delta'} + 2 \text{ perms.} \right) \right\}, \end{aligned} \quad (\text{C1})$$

again involving both the data and averages over simulations $\{\delta, \delta'\}$. Defining a ‘mean-field’ $\bar{\Phi}_{LM} \equiv \langle \Phi_{LM}[\delta, \delta] \rangle_{\delta}$, this can be recognized as an estimator for the power spectrum of Φ :

$$\begin{aligned} \hat{N}_{\tau_{\text{NL}}^{\text{loc}}} &= \sum_{LM} \left\{ |\Phi_{LM}[d, d] - \bar{\Phi}_{LM}|^2 \right\} - N^{(0)}[d, d] \\ N^{(0)}[d, d] &\equiv \sum_{LM} \left\{ 4 \langle \Phi_{LM}[d, \delta] \Phi_{LM}^*[d, \delta] \rangle_{\delta} - 2 \langle \Phi_{LM}[\delta, \delta'] \Phi_{LM}^*[\delta, \delta'] \rangle_{\delta, \delta'} \right\}, \end{aligned} \quad (\text{C2})$$

including a ‘realization-dependent-noise’ term, $N^{(0)}$, which subtracts off the Gaussian noise bias. The combination $\hat{N}_{\tau_{\text{NL}}^{\text{loc}}} + N^{(0)}$ is positive definite, leading to the physical constraint $\tau_{\text{NL}}^{\text{loc}} > 0$. It is straightforward to define estimators for each L -mode in turn by summing only over M : as such, we can build a suite of $\tau_{\text{NL}}^{\text{loc}}$ estimators for $L \in [L_{\text{min}}, L_{\text{max}}]$:

$$\hat{\tau}_{\text{NL}}^{\text{loc}}(L) = \sum_{L'=L_{\text{min}}}^{L_{\text{max}}} \mathcal{F}^{-1}(L, L') \hat{N}_{\tau_{\text{NL}}^{\text{loc}}}(L'), \quad (\text{C3})$$

where $\mathcal{F}(L, L')$ is a normalization matrix, defined as in (8) but restricted to a single pair of L -modes.³³

As discussed in [20, 60], we can model the distribution of $\hat{\tau}_{\text{NL}}^{\text{loc}}(L)$ using tools developed for cut-sky power spectrum analyses [120], since each estimator can be written in terms of a large-scale power spectrum. This gives the following (approximate) likelihood for the $\{\hat{\tau}_{\text{NL}}^{\text{loc}}(L)\}$ datavector:

$$\begin{aligned} -2 \log \mathcal{L} \left(\{\hat{\tau}_{\text{NL}}^{\text{loc}}(L)\} | \tau_{\text{NL}}^{\text{loc}} \right) &= \sum_{LL'} N^{\text{fid}}(L) g[x(L)] \times \mathcal{C}^{-1}(L, L') \times N^{\text{fid}}(L') g[x(L')] \\ g(x) &= \text{sign}(x - 1) \sqrt{2(x - \log(x) - 1)} \\ x(L) &= \frac{\hat{N}_{\tau_{\text{NL}}^{\text{loc}}}(L) + N^{(0)}(L)}{\sum_{L'} \mathcal{F}(L, L') \tau_{\text{NL}}^{\text{loc}} + N^{(\text{lens})}(L) + N^{(0)}(L)} \end{aligned} \quad (\text{C4})$$

where N^{fid} is a fiducial power spectrum (including noise) whose covariance is given by \mathcal{C} . Whilst this may look imposing, it simply involves the ratio of empirical $(\hat{N}_{\tau_{\text{NL}}^{\text{loc}}}(L) + N^{(0)}(L))$ and theoretical $(\sum_{L'} \mathcal{F}(L, L') \tau_{\text{NL}}^{\text{loc}} + N^{(\text{lens})} + N^{(0)}(L))$ power spectra, noting the definition of \mathcal{F} and including a lensing contribution. This generalizes the standard χ^2 distribution obtained for a full-sky experiment, and asymptotes to a Gaussian likelihood for the combined estimator $\hat{\tau}_{\text{NL}}^{\text{loc}}$ in the limit of large $N^{(0)}(L)$.

In practice, we implement the above estimators using a modified version of the POLYSPEC code, defining a set of new templates including contributions from only a single L -mode. In Fig. 17 we show the $\hat{\tau}_{\text{NL}}^{\text{loc}}(L)$ measurements for $L \in [1, 30]$ using the *Planck* temperature-plus-polarization dataset (cf. Fig. 7 of [60]). The decomposition into L -modes allows for increased interpretability

³² These equations are purposefully schematic – we refer the reader to Paper 1 for a more detailed discussion of the relation between our optimal estimators and standard ‘local anisotropy’ forms.

³³ Due to the efficient computation scheme developed in Paper 1, this can be computed in $\mathcal{O}(L_{\text{max}})$ time. The full estimator is exactly recovered via the definition $\hat{\tau}_{\text{NL}}^{\text{loc}} = \sum_L \hat{N}_{\tau_{\text{NL}}^{\text{loc}}}(L) / \sum_{LL'} \mathcal{F}(L, L') \equiv \sum_{LL'} \mathcal{F}(L, L') \hat{\tau}_{\text{NL}}^{\text{loc}}(L') / \sum_{LL'} \mathcal{F}(L, L')$.

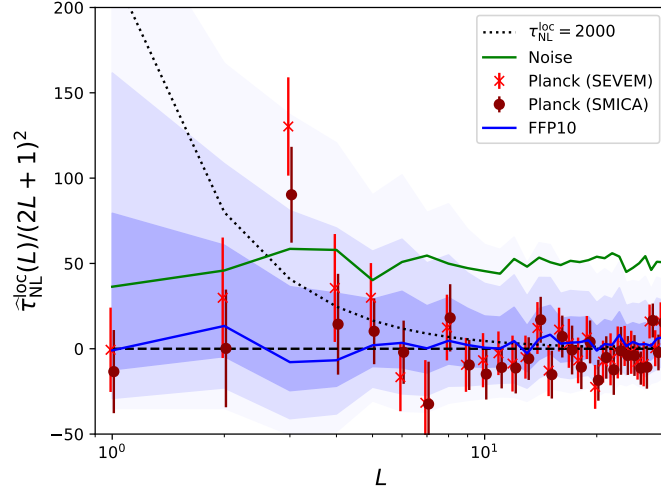


FIG. 17. Measurements of $\hat{\tau}_{\text{NL}}^{\text{loc}}$ from the *Planck* temperature-plus-polarization dataset, treating each L -mode independently (as in [20, 60]). We show results for the SEVEM (SMICA) dataset in light red crosses (dark red circles), with noise contributions, $[\mathcal{F}^{-1}N^{(0)}](L)$, shown in green. The blue lines show results from the mean of 100 FFP10 simulations, and the bands show the $\{1, 2, 3\}\sigma$ -equivalent confidence regions obtained from (C4) under null assumptions. The noise, FFP10, and likelihood curves are almost identical for both component separation methods, thus we show only those for SEVEM. For reference, we plot the expected signal from a $\tau_{\text{NL}}^{\text{loc}} = 2000$ model as a dotted black line. With the possible exception of $L = 3$, all measurements are consistent with zero, and we find the 95% confidence intervals $\tau_{\text{NL}}^{\text{loc}} < 2360$ (1500) for SEVEM (SMICA) with the difference principally driven by the $L = 3$ mode.

compared to the main estimators used in the text – here, we observe that the measurements are broadly consistent with zero on all scales for both SEVEM and SMICA, with the constraints dominated by the largest L -modes. As observed in previous analyses [20, 60], the $L = 3$ octopole is non-zero at $2 - 3\sigma$; whilst this may appear to be evidence for $\tau_{\text{NL}}^{\text{loc}} > 0$, we observe that a similar trend is not found at lower L , and the detection significance varies by $\approx 1\sigma$ between SMICA and SEVEM.

Given these results, we can obtain a posterior on the $\tau_{\text{NL}}^{\text{loc}}$ parameter. In practice, this is computed by integrating (C4) over $\tau_{\text{NL}}^{\text{loc}} > 0$, equating C^{-1} with the Fisher matrix prediction, with N^{fid} and $N^{(\text{lens})}$ set by the mean of $\hat{N}_{\tau_{\text{NL}}^{\text{loc}}}^{\text{loc}}(L) + N^{(0)}(L)$ and $\hat{N}_{\tau_{\text{NL}}^{\text{loc}}}^{\text{loc}}(L)$ (respectively) over 100 FFP10 simulations. From the temperature-only analysis, we find $\tau_{\text{NL}}^{\text{loc}} < 1740$ ($\tau_{\text{NL}}^{\text{loc}} < 2360$) from SMICA (SEVEM) at 95% confidence; adding polarization information tightens this to $\tau_{\text{NL}}^{\text{loc}} < 1500$ ($\tau_{\text{NL}}^{\text{loc}} < 2460$). The SEVEM constraints are markedly weaker than those of SMICA: this is due to the fluctuations in $\hat{\tau}_{\text{NL}}^{\text{loc}}$ observed in Fig. 17 (either from noise or residual foregrounds) coupled with the physical $\tau_{\text{NL}}^{\text{loc}} > 0$ restriction. Sampling noise leads to significant variations in the one-sided constraints: repeating the *Planck* analysis for each of the 100 SMICA (SEVEM) simulations yields 95% upper bounds ranging from $\tau_{\text{NL}}^{\text{loc}} = 580$ (540) to $\tau_{\text{NL}}^{\text{loc}} = 4700$ (4320) with a mean of 1605 (1600). Following the preference discussed in [60, 99] for SMICA over SEVEM, we will regard the SMICA results as the fiducial constraints from our analysis.

-
- [1] O. H. E. Philcox, (to appear).
 - [2] O. H. E. Philcox, (to appear).
 - [3] A. H. Guth, *Phys. Rev. D* **23**, 347 (1981).
 - [4] A. D. Linde, *Phys. Lett. B* **108**, 389 (1982).
 - [5] A. D. Linde, *Physics Letters B* **116**, 335 (1982).
 - [6] B. Ratra and P. J. E. Peebles, *Phys. Rev. D* **37**, 3406 (1988).
 - [7] A. A. Starobinsky, *Phys. Lett. B* **117**, 175 (1982).
 - [8] V. F. Mukhanov, H. A. Feldman, and R. H. Brandenberger, *Phys. Rept.* **215**, 203 (1992).
 - [9] J. M. Maldacena, *JHEP* **05**, 013 (2003), [arXiv:astro-ph/0210603](#).
 - [10] N. Bartolo, E. Komatsu, S. Matarrese, and A. Riotto, *Phys. Rept.* **402**, 103 (2004), [arXiv:astro-ph/0406398](#).
 - [11] E. Komatsu, *Class. Quant. Grav.* **27**, 124010 (2010), [arXiv:1003.6097 \[astro-ph.CO\]](#).
 - [12] E. Komatsu, D. N. Spergel, and B. D. Wandelt, *Astrophys. J.* **634**, 14 (2005), [arXiv:astro-ph/0305189](#).
 - [13] P. Creminelli, A. Nicolis, L. Senatore, M. Tegmark, and M. Zaldarriaga, *JCAP* **2006**, 004 (2006), [arXiv:astro-ph/0509029 \[astro-ph\]](#).
 - [14] P. Creminelli, A. Nicolis, L. Senatore, M. Tegmark, and M. Zaldarriaga, *JCAP* **05**, 004 (2006), [arXiv:astro-ph/0509029](#).

- [15] L. Senatore, K. M. Smith, and M. Zaldarriaga, *JCAP* **01**, 028 (2010), [arXiv:0905.3746 \[astro-ph.CO\]](#).
- [16] O. H. E. Philcox and M. Shiraishi, *Phys. Rev. D* **109**, 063522 (2024), [arXiv:2312.12498 \[astro-ph.CO\]](#).
- [17] E. Komatsu, B. D. Wandelt, D. N. Spergel, A. J. Banday, and K. M. Gorski, *Astrophys. J.* **566**, 19 (2002), [arXiv:astro-ph/0107605](#).
- [18] O. H. E. Philcox and M. Shiraishi, (2024), [arXiv:2409.10595 \[astro-ph.CO\]](#).
- [19] M. G. Santos, A. Heavens, A. Balbi, J. Borrill, P. G. Ferreira, S. Hanany, A. H. Jaffe, A. T. Lee, B. Rabii, P. L. Richards, G. F. Smoot, R. Stompor, C. D. Winant, and J. H. P. Wu, *MNRAS* **341**, 623 (2003), [arXiv:astro-ph/0211123 \[astro-ph\]](#).
- [20] Planck Collaboration, P. A. R. Ade, N. Aghanim, C. Armitage-Caplan, M. Arnaud, M. Ashdown, F. Atrio-Barandela, J. Aumont, C. Baccigalupi, A. J. Banday, *et al.*, *A&A* **571**, A24 (2014), [arXiv:1303.5084 \[astro-ph.CO\]](#).
- [21] P. A. R. Ade *et al.* (Planck), *Astron. Astrophys.* **594**, A17 (2016), [arXiv:1502.01592 \[astro-ph.CO\]](#).
- [22] Y. Akrami *et al.* (Planck), *Astron. Astrophys.* **641**, A9 (2020), [arXiv:1905.05697 \[astro-ph.CO\]](#).
- [23] W. Sohn, D.-G. Wang, J. R. Fergusson, and E. P. S. Shellard, *JCAP* **09**, 016 (2024), [arXiv:2404.07203 \[astro-ph.CO\]](#).
- [24] J. Smidt, A. Amblard, C. T. Byrnes, A. Cooray, A. Heavens, and D. Munshi, *Phys. Rev. D* **81**, 123007 (2010), [arXiv:1004.1409 \[astro-ph.CO\]](#).
- [25] S. A. Salcedo, T. Colas, and E. Pajer, (2024), [arXiv:2404.15416 \[hep-th\]](#).
- [26] C. McCulloch, E. Pajer, and X. Tong, *JHEP* **05**, 262 (2024), [arXiv:2401.11009 \[hep-th\]](#).
- [27] S. Jazayeri, S. Renaux-Petel, and D. Werth, (2023), [arXiv:2307.01751 \[hep-th\]](#).
- [28] R. Flauger, M. Mirbabayi, L. Senatore, and E. Silverstein, *JCAP* **10**, 058 (2017), [arXiv:1606.00513 \[hep-th\]](#).
- [29] J. H. Kim, S. Kumar, A. Martin, and Y. Tsai, *JHEP* **11**, 158 (2021), [arXiv:2107.09061 \[hep-ph\]](#).
- [30] J. Martin, H. Motohashi, and T. Suyama, *Phys. Rev. D* **87**, 023514 (2013), [arXiv:1211.0083 \[astro-ph.CO\]](#).
- [31] Y. Tada and V. Vennin, *JCAP* **02**, 021 (2022), [arXiv:2111.15280 \[astro-ph.CO\]](#).
- [32] M. Münchmeyer and K. M. Smith, *Phys. Rev. D* **100**, 123511 (2019), [arXiv:1910.00596 \[astro-ph.CO\]](#).
- [33] O. H. E. Philcox, S. Kumar, and J. C. Hill, (2024), [arXiv:2405.03738 \[astro-ph.CO\]](#).
- [34] W. R. Coulton, O. H. E. Philcox, and F. Villaescusa-Navarro, (2024), [arXiv:2406.15546 \[astro-ph.CO\]](#).
- [35] L. Senatore and M. Zaldarriaga, *JHEP* **04**, 024 (2012), [arXiv:1009.2093 \[hep-th\]](#).
- [36] N. Arkani-Hamed and J. Maldacena, (2015), [arXiv:1503.08043 \[hep-th\]](#).
- [37] K. M. Smith, L. Senatore, and M. Zaldarriaga, *arXiv e-prints*, [arXiv:1502.00635 \(2015\)](#), [arXiv:1502.00635 \[astro-ph.CO\]](#).
- [38] N. Bartolo, M. Fasiello, S. Matarrese, and A. Riotto, *JCAP* **09**, 035 (2010), [arXiv:1006.5411 \[astro-ph.CO\]](#).
- [39] N. Bartolo, E. Dimastrogiovanni, and M. Fasiello, *JCAP* **09**, 037 (2013), [arXiv:1305.0812 \[astro-ph.CO\]](#).
- [40] F. Arroja and K. Koyama, *Phys. Rev. D* **77**, 083517 (2008), [arXiv:0802.1167 \[hep-th\]](#).
- [41] F. Arroja, S. Mizuno, K. Koyama, and T. Tanaka, *Phys. Rev. D* **80**, 043527 (2009), [arXiv:0905.3641 \[hep-th\]](#).
- [42] X. Chen, R. Ebadi, and S. Kumar, *JCAP* **08**, 083 (2022), [arXiv:2205.01107 \[hep-ph\]](#).
- [43] X. Chen, B. Hu, M.-x. Huang, G. Shiu, and Y. Wang, *JCAP* **08**, 008 (2009), [arXiv:0905.3494 \[astro-ph.CO\]](#).
- [44] P. D. Meerburg, M. Münchmeyer, J. B. Muñoz, and X. Chen, *JCAP* **03**, 050 (2017), [arXiv:1610.06559 \[astro-ph.CO\]](#).
- [45] T. Okamoto and W. Hu, *Phys. Rev. D* **66**, 063008 (2002), [arXiv:astro-ph/0206155](#).
- [46] H. Lee and C. Dvorkin, *JCAP* **05**, 044 (2020), [arXiv:2001.00584 \[astro-ph.CO\]](#).
- [47] D. Munshi, A. Heavens, A. Cooray, J. Smidt, P. Coles, and P. Serra, *MNRAS* **412**, 1993 (2011), [arXiv:0910.3693 \[astro-ph.CO\]](#).
- [48] N. Kogo and E. Komatsu, *Phys. Rev. D* **73**, 083007 (2006), [arXiv:astro-ph/0602099](#).
- [49] W. Hu, *Phys. Rev. D* **64**, 083005 (2001), [arXiv:astro-ph/0105117](#).
- [50] X. Chen, M.-x. Huang, and G. Shiu, *Phys. Rev. D* **74**, 121301 (2006), [arXiv:hep-th/0610235](#).
- [51] D. M. Regan, E. P. S. Shellard, and J. R. Fergusson, *Phys. Rev. D* **82**, 023520 (2010), [arXiv:1004.2915 \[astro-ph.CO\]](#).
- [52] M. Kamionkowski, T. L. Smith, and A. Heavens, *Phys. Rev. D* **83**, 023007 (2011), [arXiv:1010.0251 \[astro-ph.CO\]](#).
- [53] J. R. Fergusson, D. M. Regan, and E. P. S. Shellard, (2010), [arXiv:1012.6039 \[astro-ph.CO\]](#).
- [54] C. Feng, A. Cooray, J. Smidt, J. O'Bryan, B. Keating, and D. Regan, *Phys. Rev. D* **92**, 043509 (2015), [arXiv:1502.00585 \[astro-ph.CO\]](#).
- [55] D. Munshi, P. Coles, A. Cooray, A. Heavens, and J. Smidt, *Mon. Not. Roy. Astron. Soc.* **410**, 1295 (2011), [arXiv:1002.4998 \[astro-ph.CO\]](#).
- [56] P. Vielva and J. L. Sanz, *Mon. Not. Roy. Astron. Soc.* **404**, 895 (2010), [arXiv:0910.3196 \[astro-ph.CO\]](#).
- [57] C. Hikage and T. Matsubara, *Mon. Not. Roy. Astron. Soc.* **425**, 2187 (2012), [arXiv:1207.1183 \[astro-ph.CO\]](#).
- [58] T. Sekiguchi and N. Sugiyama, *JCAP* **09**, 002 (2013), [arXiv:1303.4626 \[astro-ph.CO\]](#).
- [59] D. N. Spergel *et al.* (WMAP), *Astrophys. J. Suppl.* **170**, 377 (2007), [arXiv:astro-ph/0603449](#).
- [60] K. Marzouk, A. Lewis, and J. Carron, *JCAP* **08**, 015 (2022), [arXiv:2205.14408 \[astro-ph.CO\]](#).
- [61] M. Kunz, A. J. Banday, P. G. Castro, P. G. Ferreira, and K. M. Gorski, *Astrophys. J. Lett.* **563**, L99 (2001), [arXiv:astro-ph/0111250](#).
- [62] Y. Akrami *et al.* (Planck), *Astron. Astrophys.* **643**, A42 (2020), [arXiv:2007.04997 \[astro-ph.CO\]](#).
- [63] X. Chen and Y. Wang, *JCAP* **04**, 027 (2010), [arXiv:0911.3380 \[hep-th\]](#).
- [64] T. Suyama and M. Yamaguchi, *Phys. Rev. D* **77**, 023505 (2008), [arXiv:0709.2545 \[astro-ph\]](#).
- [65] X. Chen, M.-x. Huang, S. Kachru, and G. Shiu, *JCAP* **01**, 002 (2007), [arXiv:hep-th/0605045](#).
- [66] L. Senatore and M. Zaldarriaga, *JCAP* **01**, 003 (2011), [arXiv:1004.1201 \[hep-th\]](#).
- [67] C. Cheung, P. Creminelli, A. L. Fitzpatrick, J. Kaplan, and L. Senatore, *JHEP* **03**, 014 (2008), [arXiv:0709.0293 \[hep-th\]](#).
- [68] S. Mizuno, F. Arroja, and K. Koyama, *Phys. Rev. D* **80**, 083517 (2009), [arXiv:0907.2439 \[hep-th\]](#).
- [69] D. Langlois, S. Renaux-Petel, D. A. Steer, and T. Tanaka, *Phys. Rev. D* **78**, 063523 (2008), [arXiv:0806.0336 \[hep-th\]](#).
- [70] D. Langlois, S. Renaux-Petel, D. A. Steer, and T. Tanaka, *Phys. Rev. Lett.* **101**, 061301 (2008), [arXiv:0804.3139 \[hep-th\]](#).

- [71] M. Shiraishi, E. Komatsu, and M. Peloso, *JCAP* **04**, 027 (2014), arXiv:1312.5221 [astro-ph.CO].
- [72] M. Shiraishi, *Phys. Rev. D* **94**, 083503 (2016), arXiv:1608.00368 [astro-ph.CO].
- [73] H. Lee, D. Baumann, and G. L. Pimentel, *JHEP* **12**, 040 (2016), arXiv:1607.03735 [hep-th].
- [74] A. Lewis and A. Challinor, *Phys. Rept.* **429**, 1 (2006), arXiv:astro-ph/0601594.
- [75] D. Babich, P. Creminelli, and M. Zaldarriaga, *JCAP* **08**, 009 (2004), arXiv:astro-ph/0405356.
- [76] F. J. Qu *et al.* (ACT), *Astrophys. J.* **962**, 112 (2024), arXiv:2304.05202 [astro-ph.CO].
- [77] P. A. R. Ade *et al.* (Planck), *Astron. Astrophys.* **571**, A17 (2014), arXiv:1303.5077 [astro-ph.CO].
- [78] M. P. Hobson, R. B. Barreiro, L. Toffolatti, A. N. Lasenby, J. L. Sanz, A. W. Jones, and F. R. Bouchet, *Mon. Not. Roy. Astron. Soc.* **306**, 232 (1999), arXiv:astro-ph/9810241.
- [79] W. Coulton, A. Miranthis, and A. Challinor, *Mon. Not. Roy. Astron. Soc.* **523**, 825 (2023), arXiv:2208.12270 [astro-ph.CO].
- [80] L.-M. Wang and M. Kamionkowski, *Phys. Rev. D* **61**, 063504 (2000), arXiv:astro-ph/9907431.
- [81] X. Chen, R. Easther, and E. A. Lim, *JCAP* **04**, 010 (2008), arXiv:0801.3295 [astro-ph].
- [82] R. Flauger, L. McAllister, E. Pajer, A. Westphal, and G. Xu, *JCAP* **06**, 009 (2010), arXiv:0907.2916 [hep-th].
- [83] R. Flauger and E. Pajer, *JCAP* **01**, 017 (2011), arXiv:1002.0833 [hep-th].
- [84] D. Baumann, G. Goon, H. Lee, and G. L. Pimentel, *JHEP* **04**, 140 (2018), arXiv:1712.06624 [hep-th].
- [85] N. Bartolo, S. Matarrese, and A. Riotto, *Phys. Rev. D* **65**, 103505 (2002), arXiv:hep-ph/0112261.
- [86] G. Cabass, S. Jazayeri, E. Pajer, and D. Stefanyshyn, (2022), arXiv:2210.02907 [hep-th].
- [87] C. Creque-Sarbinowski, S. Alexander, M. Kamionkowski, and O. Philcox, (2023), arXiv:2303.04815 [astro-ph.CO].
- [88] S. Alexander, S. J. Gates, L. Jenks, K. Koutrolikos, and E. McDonough, *JHEP* **10**, 156 (2019), arXiv:1907.05829 [hep-th].
- [89] C. T. Byrnes, M. Gerstenlauer, S. Nurmi, G. Tasinato, and D. Wands, *JCAP* **10**, 004 (2010), arXiv:1007.4277 [astro-ph.CO].
- [90] D.-G. Wang, G. L. Pimentel, and A. Achúcarro, *JCAP* **05**, 043 (2023), arXiv:2212.14035 [astro-ph.CO].
- [91] S. Jazayeri and S. Renaux-Petel, *JHEP* **12**, 137 (2022), arXiv:2205.10340 [hep-th].
- [92] P. D. Meerburg, J. P. van der Schaar, and P. S. Corasaniti, *JCAP* **05**, 018 (2009), arXiv:0901.4044 [hep-th].
- [93] M. Mylova, M. Moschou, N. Afshordi, and J. a. Magueijo, *JCAP* **07**, 005 (2022), arXiv:2112.08179 [hep-th].
- [94] D. Grin, D. Hanson, G. P. Holder, O. Doré, and M. Kamionkowski, *Phys. Rev. D* **89**, 023006 (2014), arXiv:1306.4319 [astro-ph.CO].
- [95] O. H. E. Philcox, (2023), arXiv:2303.12106 [astro-ph.CO].
- [96] O. H. E. Philcox and M. Shiraishi, (2023), arXiv:2308.03831 [astro-ph.CO].
- [97] R. Adam *et al.* (Planck), *Astron. Astrophys.* **594**, A9 (2016), arXiv:1502.05956 [astro-ph.CO].
- [98] Y. Akrami *et al.* (Planck), *Astron. Astrophys.* **641**, A4 (2020), arXiv:1807.06208 [astro-ph.CO].
- [99] J. Carron, M. Mirmelstein, and A. Lewis, *JCAP* **09**, 039 (2022), arXiv:2206.07773 [astro-ph.CO].
- [100] K. M. Górski, E. Hivon, A. J. Banday, B. D. Wandelt, F. K. Hansen, M. Reinecke, and M. Bartelman, *Astrophys. J.* **622**, 759 (2005), arXiv:astro-ph/0409513.
- [101] P. A. R. Ade *et al.* (Planck), *Astron. Astrophys.* **594**, A12 (2016), arXiv:1509.06348 [astro-ph.CO].
- [102] S. P. Oh, D. N. Spergel, and G. Hinshaw, *ApJ* **510**, 551 (1999), arXiv:astro-ph/9805339 [astro-ph].
- [103] K. M. Smith, O. Zahn, and O. Dore, *Phys. Rev. D* **76**, 043510 (2007), arXiv:0705.3980 [astro-ph].
- [104] S. P. Oh, D. N. Spergel, and G. Hinshaw, *Astrophys. J.* **510**, 551 (1999), arXiv:astro-ph/9805339.
- [105] M. Münchmeyer and K. M. Smith, (2019), arXiv:1905.05846 [astro-ph.CO].
- [106] B. Costanza, C. G. Scóccola, and M. Zaldarriaga, *JCAP* **04**, 041 (2024), arXiv:2312.09943 [astro-ph.CO].
- [107] B. Costanza, C. G. Scóccola, and M. Zaldarriaga, (2024), arXiv:2412.10580 [astro-ph.CO].
- [108] O. H. E. Philcox and T. Flöss, (2024), arXiv:2404.07249 [astro-ph.CO].
- [109] O. H. E. Philcox, *Phys. Rev. D* **107**, 123516 (2023), arXiv:2303.08828 [astro-ph.CO].
- [110] O. H. E. Philcox, (2023), arXiv:2306.03915 [astro-ph.CO].
- [111] O. H. E. Philcox, “PolyBin: Binned polyspectrum estimation on the full sky,” Astrophysics Source Code Library, record ascl:2307.020 (2023), ascl:2307.020.
- [112] M. Reinecke and D. S. Seljebotn, *Astronomy & Astrophysics* **554**, A112 (2013).
- [113] A. Zonca, L. Singer, D. Lenz, M. Reinecke, C. Rosset, E. Hivon, and K. Gorski, *Journal of Open Source Software* **4**, 1298 (2019).
- [114] K. M. Smith and M. Zaldarriaga, *MNRAS* **417**, 2 (2011), arXiv:astro-ph/0612571 [astro-ph].
- [115] T. Namikawa, D. Hanson, and R. Takahashi, *Mon. Not. Roy. Astron. Soc.* **431**, 609 (2013), arXiv:1209.0091 [astro-ph.CO].
- [116] J. Carron, *JCAP* **02**, 057 (2023), arXiv:2210.05449 [astro-ph.CO].
- [117] A. S. Maniyar, Y. Ali-Haïmoud, J. Carron, A. Lewis, and M. S. Madhavacheril, *Phys. Rev. D* **103**, 083524 (2021), arXiv:2101.12193 [astro-ph.CO].
- [118] A. Kalaja, P. D. Meerburg, G. L. Pimentel, and W. R. Coulton, *JCAP* **04**, 050 (2021), arXiv:2011.09461 [astro-ph.CO].
- [119] T. L. Smith and M. Kamionkowski, *Phys. Rev. D* **86**, 063009 (2012), arXiv:1203.6654 [astro-ph.CO].
- [120] S. Hammeche and A. Lewis, *Phys. Rev. D* **77**, 103013 (2008), arXiv:0801.0554 [astro-ph].
- [121] W. R. Coulton and D. N. Spergel, *JCAP* **10**, 056 (2019), arXiv:1901.04515 [astro-ph.CO].
- [122] W. R. Coulton, P. D. Meerburg, D. G. Baker, S. Hotinli, A. J. Duivenvoorden, and A. van Engelen, *Phys. Rev. D* **101**, 123504 (2020), arXiv:1912.07619 [astro-ph.CO].
- [123] M. Shiraishi, *Front. Astron. Space Sci.* **6**, 49 (2019), arXiv:1905.12485 [astro-ph.CO].
- [124] D. Green, J. Meyers, and A. van Engelen, *JCAP* **12**, 005 (2017), arXiv:1609.08143 [astro-ph.CO].
- [125] C. Trendafilova, S. C. Hotinli, and J. Meyers, *JCAP* **06**, 017 (2024), arXiv:2312.02954 [astro-ph.CO].
- [126] A. Higuchi, *Nucl. Phys. B* **282**, 397 (1987).
- [127] L. Bordin and G. Cabass, *JCAP* **06**, 050 (2019), arXiv:1902.09519 [astro-ph.CO].

- [128] A. Moradinezhad Dizgah, H. Lee, J. B. Muñoz, and C. Dvorkin, *JCAP* **05**, 013 (2018), arXiv:1801.07265 [astro-ph.CO].
- [129] D. Munshi, A. Heavens, A. Cooray, J. Smidt, P. Coles, and P. Serra, *Mon. Not. Roy. Astron. Soc.* **412**, 1993 (2011), arXiv:0910.3693 [astro-ph.CO].
- [130] D. Hanson and A. Lewis, *Phys. Rev. D* **80**, 063004 (2009), arXiv:0908.0963 [astro-ph.CO].
- [131] V. Desjacques and U. Seljak, *Phys. Rev. D* **81**, 023006 (2010), arXiv:0907.2257 [astro-ph.CO].
- [132] K. M. Smith, S. Ferraro, and M. LoVerde, *JCAP* **03**, 032 (2012), arXiv:1106.0503 [astro-ph.CO].
- [133] M. LoVerde and K. M. Smith, *JCAP* **08**, 003 (2011), arXiv:1102.1439 [astro-ph.CO].
- [134] D. Jeong and E. Komatsu, *Astrophys. J.* **703**, 1230 (2009), arXiv:0904.0497 [astro-ph.CO].
- [135] S. Chongchitnan and J. Silk, *Astrophys. J.* **724**, 285 (2010), arXiv:1007.1230 [astro-ph.CO].
- [136] A. Slosar, C. Hirata, U. Seljak, S. Ho, and N. Padmanabhan, *JCAP* **08**, 031 (2008), arXiv:0805.3580 [astro-ph].
- [137] B. Leistedt, H. V. Peiris, and N. Roth, *Phys. Rev. Lett.* **113**, 221301 (2014), arXiv:1405.4315 [astro-ph.CO].
- [138] T. Giannantonio, A. J. Ross, W. J. Percival, R. Crittenden, D. Bacher, M. Kilbinger, R. Nichol, and J. Weller, *Phys. Rev. D* **89**, 023511 (2014), arXiv:1303.1349 [astro-ph.CO].
- [139] S. Ferraro and K. M. Smith, *Phys. Rev. D* **91**, 043506 (2015), arXiv:1408.3126 [astro-ph.CO].
- [140] M. Biagetti, V. Desjacques, and A. Riotto, *Mon. Not. Roy. Astron. Soc.* **429**, 1774 (2013), arXiv:1208.1616 [astro-ph.CO].
- [141] V. Assassi, D. Baumann, and F. Schmidt, *JCAP* **12**, 043 (2015), arXiv:1510.03723 [astro-ph.CO].
- [142] V. Assassi, D. Baumann, E. Pajer, Y. Welling, and D. van der Woude, *JCAP* **11**, 024 (2015), arXiv:1505.06668 [astro-ph.CO].
- [143] G. Cabass, M. M. Ivanov, O. H. E. Philcox, M. Simonović, and M. Zaldarriaga, *Phys. Rev. D* **106**, 043506 (2022), arXiv:2204.01781 [astro-ph.CO].
- [144] G. D'Amico, M. Lewandowski, L. Senatore, and P. Zhang, (2022), arXiv:2201.11518 [astro-ph.CO].
- [145] S. Goldstein, O. H. E. Philcox, J. C. Hill, and L. Hui, (2024), arXiv:2407.08731 [astro-ph.CO].
- [146] N. Anil Kumar, G. Sato-Polito, M. Kamionkowski, and S. C. Hotinli, *Phys. Rev. D* **106**, 063533 (2022), arXiv:2205.03423 [astro-ph.CO].
- [147] N. Bartolo, M. Liguori, and M. Shiraishi, *JCAP* **03**, 029 (2016), arXiv:1511.01474 [astro-ph.CO].
- [148] R. Khatri and R. Sunyaev, *JCAP* **09**, 026 (2015), arXiv:1507.05615 [astro-ph.CO].
- [149] T. Flöss, T. de Wild, P. D. Meerburg, and L. V. E. Koopmans, *JCAP* **06**, 020 (2022), arXiv:2201.08843 [astro-ph.CO].
- [150] N. Sailer, E. Castorina, S. Ferraro, and M. White, *JCAP* **12**, 049 (2021), arXiv:2106.09713 [astro-ph.CO].
- [151] G. Cabass, M. M. Ivanov, O. H. E. Philcox, M. Simonovic, and M. Zaldarriaga, (2022), arXiv:2211.14899 [astro-ph.CO].
- [152] N. Bartolo, S. Matarrese, and A. Riotto, *Phys. Rev. D* **69**, 043503 (2004), arXiv:hep-ph/0309033.
- [153] M. Sasaki, J. Valiviita, and D. Wands, *Phys. Rev. D* **74**, 103003 (2006), arXiv:astro-ph/0607627.
- [154] C. T. Byrnes and K.-Y. Choi, *Adv. Astron.* **2010**, 724525 (2010), arXiv:1002.3110 [astro-ph.CO].
- [155] Q.-G. Huang, *JCAP* **05**, 030 (2013), arXiv:1303.6084 [astro-ph.CO].
- [156] J.-L. Lehnert and P. J. Steinhardt, *Phys. Rev. D* **87**, 123533 (2013), arXiv:1304.3122 [astro-ph.CO].
- [157] A. Fertig and J.-L. Lehnert, *JCAP* **01**, 026 (2016), arXiv:1510.03439 [hep-th].
- [158] T. Suyama, T. Takahashi, M. Yamaguchi, and S. Yokoyama, *JCAP* **06**, 012 (2013), arXiv:1303.5374 [astro-ph.CO].
- [159] K. Dimopoulos, *Phys. Rev. D* **74**, 083502 (2006), arXiv:hep-ph/0607229.
- [160] C. A. Valenzuela-Toledo and Y. Rodriguez, *Phys. Lett. B* **685**, 120 (2010), arXiv:0910.4208 [astro-ph.CO].
- [161] Y. Akrami *et al.* (Planck), *Astron. Astrophys.* **641**, A7 (2020), arXiv:1906.02552 [astro-ph.CO].
- [162] K. M. Smith, M. LoVerde, and M. Zaldarriaga, *Phys. Rev. Lett.* **107**, 191301 (2011), arXiv:1108.1805 [astro-ph.CO].
- [163] K. Izumi, S. Mizuno, and K. Koyama, *Phys. Rev. D* **85**, 023521 (2012), arXiv:1109.3746 [astro-ph.CO].
- [164] S. Mizuno and S. Yokoyama, *Phys. Rev. D* **91**, 123521 (2015), arXiv:1504.05505 [astro-ph.CO].
- [165] G. Cabass, M. M. Ivanov, O. H. E. Philcox, M. Simonović, and M. Zaldarriaga, *Phys. Rev. Lett.* **129**, 021301 (2022), arXiv:2201.07238 [astro-ph.CO].
- [166] X. Chen, H. Firouzjahi, M. H. Namjoo, and M. Sasaki, *EPL* **102**, 59001 (2013), arXiv:1301.5699 [hep-th].
- [167] M. Alishahiha, E. Silverstein, and D. Tong, *Phys. Rev. D* **70**, 123505 (2004), arXiv:hep-th/0404084.
- [168] E. Silverstein and D. Tong, *Phys. Rev. D* **70**, 103505 (2004), arXiv:hep-th/0310221.
- [169] N. Arkani-Hamed, P. Creminelli, S. Mukohyama, and M. Zaldarriaga, *JCAP* **04**, 001 (2004), arXiv:hep-th/0312100.
- [170] G. Cabass, M. M. Ivanov, and O. H. E. Philcox, *Phys. Rev. D* **107**, 023523 (2023), arXiv:2210.16320 [astro-ph.CO].
- [171] O. H. E. Philcox, *Phys. Rev. D* **106**, 063501 (2022), arXiv:2206.04227 [astro-ph.CO].
- [172] M. Shiraishi, N. Bartolo, and M. Liguori, *JCAP* **10**, 015 (2016), arXiv:1607.01363 [astro-ph.CO].
- [173] N. Bartolo, S. Matarrese, M. Peloso, and M. Shiraishi, *JCAP* **07**, 039 (2015), arXiv:1505.02193 [astro-ph.CO].
- [174] N. Bartolo, S. Matarrese, M. Peloso, and M. Shiraishi, *JCAP* **01**, 027 (2015), arXiv:1411.2521 [astro-ph.CO].
- [175] M. Shiraishi, E. Komatsu, M. Peloso, and N. Barnaby, *JCAP* **05**, 002 (2013), arXiv:1302.3056 [astro-ph.CO].
- [176] A. Naruko, E. Komatsu, and M. Yamaguchi, *JCAP* **04**, 045 (2015), arXiv:1411.5489 [astro-ph.CO].
- [177] N. Bartolo, S. Matarrese, M. Peloso, and A. Ricciardone, *Phys. Rev. D* **87**, 023504 (2013), arXiv:1210.3257 [astro-ph.CO].
- [178] E. Dimastrogiovanni, N. Bartolo, S. Matarrese, and A. Riotto, *Adv. Astron.* **2010**, 752670 (2010), arXiv:1001.4049 [astro-ph.CO].
- [179] Y. Akrami *et al.* (Planck), *Astron. Astrophys.* **641**, A10 (2020), arXiv:1807.06211 [astro-ph.CO].
- [180] S. Endlich, A. Nicolis, and J. Wang, *JCAP* **10**, 011 (2013), arXiv:1210.0569 [hep-th].
- [181] S. Endlich, B. Horn, A. Nicolis, and J. Wang, *Phys. Rev. D* **90**, 063506 (2014), arXiv:1307.8114 [hep-th].
- [182] A. Gruzinov, *Phys. Rev. D* **70**, 063518 (2004), arXiv:astro-ph/0404548.
- [183] N. Bartolo, M. Peloso, A. Ricciardone, and C. Unal, *JCAP* **11**, 009 (2014), arXiv:1407.8053 [astro-ph.CO].
- [184] J. R. Shaw and A. Lewis, *Phys. Rev. D* **81**, 043517 (2010), arXiv:0911.2714 [astro-ph.CO].

- [185] M. Shiraishi, *JCAP* **06**, 015 (2012), arXiv:1202.2847 [astro-ph.CO].
- [186] M. Shiraishi, *JCAP* **11**, 006 (2013), arXiv:1308.2531 [astro-ph.CO].
- [187] P. A. R. Ade *et al.* (Planck), *Astron. Astrophys.* **594**, A19 (2016), arXiv:1502.01594 [astro-ph.CO].
- [188] M. Shiraishi, D. Nitta, S. Yokoyama, and K. Ichiki, *JCAP* **03**, 041 (2012), arXiv:1201.0376 [astro-ph.CO].
- [189] P. Trivedi, T. R. Seshadri, and K. Subramanian, *Phys. Rev. Lett.* **108**, 231301 (2012), arXiv:1111.0744 [astro-ph.CO].
- [190] P. Trivedi, K. Subramanian, and T. R. Seshadri, *Phys. Rev. D* **89**, 043523 (2014), arXiv:1312.5308 [astro-ph.CO].
- [191] G. L. Pimentel and D.-G. Wang, *JHEP* **10**, 177 (2022), arXiv:2205.00013 [hep-th].
- [192] S. Kumar and R. Sundrum, *JHEP* **04**, 077 (2020), arXiv:1908.11378 [hep-ph].
- [193] M. Reece, L.-T. Wang, and Z.-Z. Xianyu, *Phys. Rev. D* **107**, L101304 (2023), arXiv:2204.11869 [hep-ph].
- [194] T. Liu, X. Tong, Y. Wang, and Z.-Z. Xianyu, *JHEP* **04**, 189 (2020), arXiv:1909.01819 [hep-ph].
- [195] L.-T. Wang and Z.-Z. Xianyu, *JHEP* **02**, 044 (2020), arXiv:1910.12876 [hep-ph].
- [196] X. Tong and Z.-Z. Xianyu, *JHEP* **10**, 194 (2022), arXiv:2203.06349 [hep-ph].
- [197] G. Cabass, O. H. E. Philcox, M. M. Ivanov, K. Akitsu, S.-F. Chen, M. Simonović, and M. Zaldarriaga, (2024), arXiv:2404.01894 [astro-ph.CO].
- [198] X. Chen, Y. Wang, and Z.-Z. Xianyu, *Phys. Rev. Lett.* **118**, 261302 (2017), arXiv:1610.06597 [hep-th].
- [199] X. Chen, Y. Wang, and Z.-Z. Xianyu, *JHEP* **09**, 022 (2018), arXiv:1805.02656 [hep-ph].
- [200] S. Lu, Y. Wang, and Z.-Z. Xianyu, *JHEP* **02**, 011 (2020), arXiv:1907.07390 [hep-th].
- [201] L.-T. Wang and Z.-Z. Xianyu, *JHEP* **11**, 082 (2020), arXiv:2004.02887 [hep-ph].
- [202] A. Bodas, S. Kumar, and R. Sundrum, *JHEP* **02**, 079 (2021), arXiv:2010.04727 [hep-ph].
- [203] S. Kim, T. Noumi, K. Takeuchi, and S. Zhou, *JHEP* **12**, 107 (2019), arXiv:1906.11840 [hep-th].
- [204] Q. Lu, M. Reece, and Z.-Z. Xianyu, *JHEP* **12**, 098 (2021), arXiv:2108.11385 [hep-ph].
- [205] Y. Cui and Z.-Z. Xianyu, *Phys. Rev. Lett.* **129**, 111301 (2022), arXiv:2112.10793 [hep-ph].
- [206] Z. Qin and Z.-Z. Xianyu, *JHEP* **10**, 192 (2022), arXiv:2205.01692 [hep-th].
- [207] D. Werth, L. Pinol, and S. Renaux-Petel, *Phys. Rev. Lett.* **133**, 141002 (2024), arXiv:2302.00655 [hep-th].
- [208] Z.-Z. Xianyu and J. Zang, *JHEP* **03**, 070 (2024), arXiv:2309.10849 [hep-th].
- [209] L. Pinol, S. Renaux-Petel, and D. Werth, (2023), arXiv:2312.06559 [astro-ph.CO].
- [210] P. Chakraborty and J. Stout, *JHEP* **02**, 021 (2024), arXiv:2310.01494 [hep-th].
- [211] N. Craig, S. Kumar, and A. McCune, *JHEP* **07**, 108 (2024), arXiv:2401.10976 [hep-ph].
- [212] Y. Yin, *Phys. Rev. D* **109**, 043535 (2024), arXiv:2309.05244 [hep-ph].
- [213] D. Baumann and D. Green, *Phys. Rev. D* **85**, 103520 (2012), arXiv:1109.0292 [hep-th].
- [214] V. Assassi, D. Baumann, and D. Green, *JCAP* **11**, 047 (2012), arXiv:1204.4207 [hep-th].
- [215] N. Arkani-Hamed, D. Baumann, H. Lee, and G. L. Pimentel, *JHEP* **04**, 105 (2020), arXiv:1811.00024 [hep-th].
- [216] L. Bordin, P. Creminelli, A. Khmelnitsky, and L. Senatore, *JCAP* **10**, 013 (2018), arXiv:1806.10587 [hep-th].
- [217] S. Jazayeri, S. Renaux-Petel, X. Tong, D. Werth, and Y. Zhu, (2023), arXiv:2308.11315 [hep-th].
- [218] X. Chen, W. Z. Chua, Y. Guo, Y. Wang, Z.-Z. Xianyu, and T. Xie, *JCAP* **05**, 049 (2018), arXiv:1803.04412 [hep-th].
- [219] D. Green, Y. Huang, C.-H. Shen, and D. Baumann, *JHEP* **04**, 034 (2024), arXiv:2310.02490 [hep-th].
- [220] T. Noumi, M. Yamaguchi, and D. Yokoyama, *JHEP* **06**, 051 (2013), arXiv:1211.1624 [hep-th].
- [221] A. Moradinezhad Dizgah and C. Dvorkin, *JCAP* **01**, 010 (2018), arXiv:1708.06473 [astro-ph.CO].
- [222] G. Cabass, E. Pajer, and F. Schmidt, *JCAP* **09**, 003 (2018), arXiv:1804.07295 [astro-ph.CO].
- [223] D. Green, Y. Guo, J. Han, and B. Wallisch, *JCAP* **05**, 090 (2024), arXiv:2311.04882 [astro-ph.CO].
- [224] F. Schmidt, N. E. Chisari, and C. Dvorkin, *JCAP* **10**, 032 (2015), arXiv:1506.02671 [astro-ph.CO].
- [225] K. Kogai, K. Akitsu, F. Schmidt, and Y. Urakawa, *JCAP* **03**, 060 (2021), arXiv:2009.05517 [astro-ph.CO].
- [226] S. Goldstein, O. H. E. Philcox, J. C. Hill, A. Esposito, and L. Hui, *Phys. Rev. D* **109**, 043515 (2024), arXiv:2310.12959 [astro-ph.CO].
- [227] E. Dimastrogiovanni, M. Fasiello, and M. Kamionkowski, *JCAP* **02**, 017 (2016), arXiv:1504.05993 [astro-ph.CO].
- [228] P. A. R. Ade *et al.* (Planck), *Astron. Astrophys.* **594**, A15 (2016), arXiv:1502.01591 [astro-ph.CO].
- [229] N. Aghanim *et al.* (Planck), *Astron. Astrophys.* **641**, A8 (2020), arXiv:1807.06210 [astro-ph.CO].
- [230] L. Lyons, *The Annals of Applied Statistics* **2**, 887 (2008).
- [231] A. E. Bayer and U. Seljak, *JCAP* **10**, 009 (2020), arXiv:2007.13821 [physics.data-an].
- [232] A. E. Bayer, U. Seljak, and J. Robnik, *Mon. Not. Roy. Astron. Soc.* **508**, 1346 (2021), arXiv:2108.06333 [astro-ph.IM].
- [233] K. Izumi and S. Mukohyama, *JCAP* **06**, 016 (2010), arXiv:1004.1776 [hep-th].
- [234] Q.-G. Huang, *JCAP* **07**, 025 (2010), arXiv:1004.0808 [astro-ph.CO].
- [235] M. Hazumi *et al.*, *J. Low Temp. Phys.* **194**, 443 (2019).
- [236] P. Ade *et al.* (Simons Observatory), *JCAP* **02**, 056 (2019), arXiv:1808.07445 [astro-ph.CO].
- [237] K. N. Abazajian *et al.* (CMB-S4), (2016), arXiv:1610.02743 [astro-ph.CO].