

# Enhancing Performance of Explainable AI Models with Constrained Concept Refinement

Geyu Liang  
University of Michigan  
lianggy@umich.edu

Senne Michielssen  
Princeton University  
senne@princeton.edu

Salar Fattahi  
University of Michigan  
fattahi@umich.edu

February 11, 2025

## Abstract

The trade-off between accuracy and interpretability has long been a challenge in machine learning (ML). This tension is particularly significant for emerging *interpretable-by-design* methods, which aim to redesign ML algorithms for trustworthy interpretability but often sacrifice accuracy in the process. In this paper, we address this gap by investigating the impact of deviations in concept representations—an essential component of interpretable models—on prediction performance and propose a novel framework to mitigate these effects. The framework builds on the principle of optimizing concept embeddings under constraints that preserve interpretability. Using a generative model as a test-bed, we rigorously prove that our algorithm achieves zero loss while progressively enhancing the interpretability of the resulting model. Additionally, we evaluate the practical performance of our proposed framework in generating explainable predictions for image classification tasks across various benchmarks. Compared to existing explainable methods, our approach not only improves prediction accuracy while preserving model interpretability across various large-scale benchmarks but also achieves this with significantly lower computational cost.

## 1 Introduction

ML algorithms are often caught in a dilemma between interpretability and performance. Models such as linear regression [Has09] and decision trees [Qui86] provide straightforward interpretability through parameter weights and rule-based predictions. However, they frequently underperform on complex tasks. On the other hand, high-performing models, such as deep neural networks [LBH15] and large language models [Vas17], are notoriously opaque, given their large parameter spaces and intricate architectures.

Numerous methods have been proposed to extract interpretability from complex models [BSH<sup>+</sup>10, SVZ13, ZF14, SGK17, SCD<sup>+</sup>17, STK<sup>+</sup>17, KNL<sup>+</sup>20, SPP19]. However, these approaches typically adopt post-hoc strategies, utilizing sensitivity analysis to identify the key parameters that influence predictions. Consequently, these methods lack guarantees of providing explanations for random prediction or ensuring their trustworthiness [AGM<sup>+</sup>18, Rud19, KHA<sup>+</sup>19, GAZ19, SHJ<sup>+</sup>20].

An alternative solution is to develop models that are *interpretable by design*. These models intrinsically integrate transparency into their architecture, providing explanations directly tied to their predictions. Concept Bottleneck Models (CBMs, [KNT<sup>+</sup>20]) exemplify this approach by

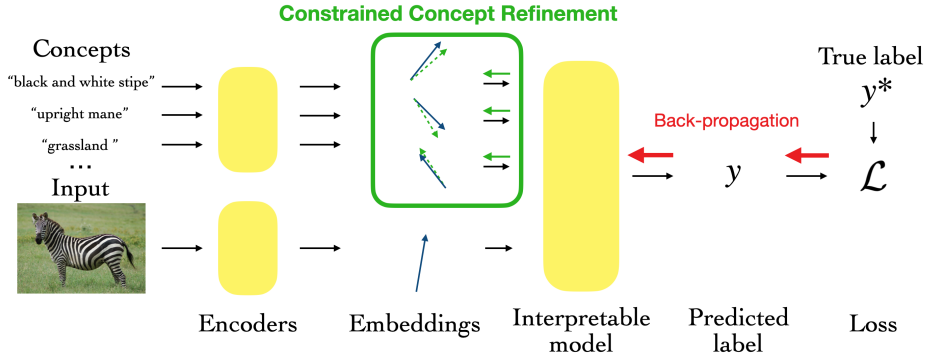


Figure 1: The red arrows represent the backpropagation training process for classic explainable AI models. This paper extends the training process to refine concept embeddings with constraints on their deviation from initial embeddings, represented by green arrows and box.

mapping input data to an intermediate representation of human-defined concepts, which is then used for prediction. While concept-based models are promising, they require datasets annotated with concept scores, limiting their applicability. Extensions of CBMs aim to improve the approach by utilizing pretrained encoders like CLIP [YWZ22, ODNW23]. A recent line of research [CSH<sup>+</sup>22, CCH<sup>+</sup>23, CPV24] has introduced a decision-tree-based architecture with enhanced explainability. The predictions of the model are generated through a sequence of queries, each closely associated with human-specified concepts.

A high level design paradigm of explainable AI is illustrated in Figure 1. Within these models, concept embeddings play a pivotal role: they not only influence prediction generation but also serve as the source of interpretability. However, recent studies have raised several questions against its reliability. These challenges are centered around its ambiguity [MAB<sup>+</sup>21, Wat22, KJP<sup>+</sup>23, MPT23], fragility [FCBP24], and low accuracy [ZBC<sup>+</sup>22, CPL<sup>+</sup>24]. For embeddings generated with pretrained models, their encoders are reported to face issues such as domain adaptation [SSY<sup>+</sup>23, GGR<sup>+</sup>24, FYJ<sup>+</sup>24, WK24], biases in pretraining data [HZG<sup>+</sup>24], and sensitivity to encoding errors [RWB24].

Efforts to address these challenges include introducing unsupervised modules to enhance concept expressiveness [SN22], training residual learning modules in parallel with concept encoders [YWZ22], learning dual embeddings per concept [ZBC<sup>+</sup>22], and adding specialized data encoders to address domain shifts [CPL<sup>+</sup>24]. However, these approaches all involve introducing additional black-box learning modules, which undermines the purpose of explainable AI. Moreover, theoretical guarantees for such approaches, which is of particular interest for safety-critical domains, such as medical imaging [BMJV<sup>+</sup>21] and autonomous vehicles [BCH<sup>+</sup>23], remain largely unexplored.

To address these challenges, this paper proposes a novel framework termed *Constrained Concept Refinement (CCR)*. Unlike existing methods that introduce additional learning modules, our approach directly optimizes concept embeddings within a constrained parameter space. By restricting embeddings to a small neighborhood around their initialization, our framework offers a tunable trade-off between performance and interpretability, and in certain settings, it can simultaneously improve both. Specifically, we present the following contributions:

- **Theoretical necessity.** We rigorously demonstrate the necessity of refining concept embeddings by establishing a non-vanishing worst-case lower bound on model performance when

such refinements are not applied to the concepts (Theorem 2). This highlights and motivates the idea of concept embedding refinement, which is at the crux of our proposed method.

- **Accuracy and interpretability guarantees.** We show that CCR overcomes the aforementioned challenge by eliminating performance degradation through the appropriate refinement of concepts (Theorem 3). Furthermore, to quantify the performance of CCR, we consider a generative model as a test-bed, where both “interpretability” and “accuracy” admit crisp mathematical definitions. Under this model, we demonstrate that CCR achieves zero training loss while progressively enhancing interpretability (Theorem 4).
- **Application in interpretable image classification.** We demonstrate the practical efficacy of CCR on multiple image classification benchmarks including CIFAR 10/100 [KH<sup>+</sup>09], ImageNet [DDS<sup>+</sup>09], CUB200 [WBW<sup>+</sup>11] and Places365 [ZLK<sup>+</sup>17]. In all benchmarks except CUB-200, CCR outperforms two recently developed explainable methods for visual classification tasks—CLIP-IP-OMP [CPV24] and label-free CBM (lf-CBM) [ODNW23]—in terms of prediction accuracy while preserving interpretability, achieving this with a tenfold reduction in runtime.

**Notations.** For a matrix  $\mathbf{A}$ , we denote its spectral norm by  $\|\mathbf{A}\|_2$ , Frobenius norm by  $\|\mathbf{A}\|_F$ , and maximum column-wise  $\ell_2$ -norm by  $\|\mathbf{A}\|_{1,2}$ . Define  $[n] = \{1, 2, \dots, n\}$ . A matrix  $\mathbf{A} \in \mathbb{R}^{n \times m}$  is called column-orthogonal if  $\mathbf{A}^\top \mathbf{A} = \mathbf{I}_{m \times m}$ . Events with probability at least  $1 - n^{-\omega(1)}$  are said to occur with high probability.

## 2 Revisiting IP-OMP

We consider a classical *interpretable-by-design* setting in the literature [CSH<sup>+</sup>22, CPV24], namely the task of predicting a random variable by sequentially selecting a list of related random variables, termed *queries*, and checking their values. The problem is defined as follows:

**Definition 1** (Single Variable Prediction by Query Selection). *Given an input feature  $\mathbf{x} \in \mathbb{R}^d$ , a set of queries  $\{q_i\}_{i=1}^n \subset \mathbb{R}$ , and their associated query features (also referred to as concept embeddings)  $\{\mathbf{d}_i\}_{i=1}^n \subset \mathbb{R}^d$ , the objective is to predict the target random variable  $y \in \mathbb{R}$  by selecting at most  $k$  queries from  $\{q_i\}_{i=1}^n$ , leveraging the query features  $\{\mathbf{d}_i\}_{i=1}^n$  to guide the selection process. Specifically, the query set  $\{q_i\}_{i=1}^n$  consists of random variables that are correlated with  $y$ , whose observed values can contribute to predicting  $y$ .*

Definition 1 encompasses a broad spectrum of ML problems with applications in animal identification [LNH09], medical diagnosis [GAM18, COPA<sup>+</sup>19], visual question-answering [YWG<sup>+</sup>18], image retrieval [BHJ19], and so on.

One illustrative example is the game played among friends, where the target random variable refers to the answer to the question “what am I thinking now?”. In this context, the queries  $\{q_i\}_{i=1}^n$  are binary random variables representing “yes/no” answers to specific questions like “Is it an animal?”. Here, the query feature is a vector embedding of each question, encapsulating the information relevant to that question. Additionally, the participants are limited to asking at most  $k$  questions.

In [GJ96], the authors introduced a classic greedy-style algorithm termed *Information Pursuit* (IP) to address the task outlined in Definition 1. Specifically, IP iteratively selects the most

informative query based on the observed values of previously selected queries. We provide a formal definition of IP for subsequent discussion:

**Definition 2** (Information Pursuit). *At every iteration  $t = 1, \dots, k$ , IP selects  $\pi(t)$ -th query according to:*

$$\pi(t) = \arg \max_{1 \leq i \leq n} \left\{ I(q_i, y \mid q_{\pi(1)} = r_{\pi(1)}, \dots, q_{\pi(t-1)} = r_{\pi(t-1)}) \right\}.$$

Here  $I(\cdot, \cdot)$  denotes mutual information,  $\pi(\cdot) : [k] \rightarrow [n]$  is an injective map representing the selection of queries, and  $r_i$  denotes the observed value for  $q_i$ . The final output of IP is defined as the maximum likelihood estimator given all observed queries:

$$y_{\text{IP}} = \arg \max_{\tilde{y}} \left\{ \mathbb{P}(y = \tilde{y} \mid q_{\pi(1)} = r_{\pi(1)}, \dots, q_{\pi(k)} = r_{\pi(k)}) \right\}. \quad (1)$$

In [CCH<sup>+</sup>23], IP is demonstrated to achieve highly interpretable predictions with competitive accuracies. However, a significant limitation of IP is its substantial computational expense, as mutual information depends not only on the set  $\{\mathbf{d}_i\}_{i=1}^n$  but also on previous observations, leading to an exponentially large input space. [CPV24] addresses this complexity by imposing additional assumptions on the underlying generative model. The first quantifies the connection between  $y$  and  $q_i$ , while the second defines their connections with  $\mathbf{d}_i$ .

**Assumption 1** (Generative model for IP-OMP). *There exists an unknown random vector  $\mathbf{z} \in \mathbb{R}^d$  drawn from a standard Normal distribution that satisfies  $y = \langle \mathbf{x}, \mathbf{z} \rangle$ . Moreover, the queries satisfy  $q_i = \langle \mathbf{v}_i, \mathbf{z} \rangle$ , where  $\mathbf{v}_i$  is a latent feature vector associated with query  $i$ .*

Under the above assumption, the target random variable and the queries are correlated through the unknown random variable  $\mathbf{z}$ . In this setting, a natural way to define the query features is by setting  $\mathbf{d}_i = \mathbf{v}_i$ . This entails an exact prior knowledge of the latent feature vectors.

**Assumption 2** (Prior knowledge of latent feature vectors). *The latent feature vectors  $\{\mathbf{v}_i\}_{i=1}^n$  are precisely observed.*

Under Assumption 1 and 2, [CPV24] establish a connection between IP and Orthogonal Matching Pursuit (OMP) [PRK93], a seminal algorithm in the field of sparse coding.

**Theorem 1** (IP-OMP [CPV24]). *Under Assumption 1 and 2 and upon setting  $\mathbf{d}_i = \mathbf{v}_i$  for  $i = 1, \dots, n$ , the selection rule  $\pi(\cdot)$  defined in Definition 2 admits a closed-form expression given by:*

$$\pi(t) = \arg \max_{1 \leq i \leq n} \frac{|\langle \Pi_{\mathbf{D}^{(t-1)}}^\perp \mathbf{d}_i, \Pi_{\mathbf{D}^{(t-1)}}^\perp \mathbf{x} \rangle|}{\|\Pi_{\mathbf{D}^{(t-1)}}^\perp \mathbf{d}_i\|_2 \|\Pi_{\mathbf{D}^{(t-1)}}^\perp \mathbf{x}\|_2},$$

where  $\mathbf{D}^{(t-1)} = [\mathbf{d}_{\pi(1)} \quad \mathbf{d}_{\pi(2)} \quad \dots \quad \mathbf{d}_{\pi(t-1)}]$ . This selection criterion, referred to as IP-OMP, differs from OMP solely by the inclusion of the normalization term  $\|\Pi_{\mathbf{D}^{(t-1)}}^\perp \mathbf{d}_i\|_2 \|\Pi_{\mathbf{D}^{(t-1)}}^\perp \mathbf{x}\|_2$ .

The main theoretical contribution of Theorem 1 lies in its ability to transform the computation of mutual information into that of a linear projection, thereby significantly reducing computational complexity. Although the equivalence is derived under simplifying assumptions, IP-OMP demonstrates remarkable generalization capabilities across various benchmark experiments, outperforming models based on the classical IP algorithm [CPV24].

## 2.1 A Major Hurdle: Inaccurate Query Features

As discussed in the previous section, Theorem 1, and as a result, the success of IP-OMP is contingent upon correctly choosing the query features  $\{\mathbf{d}_i\}_{i=1}^n$ .

For learning algorithms, the effective utilization of  $\{\mathbf{d}_i\}_{i=1}^n$  is crucial for the accurate prediction of  $y$ . On the other hand, humans derive comprehension from  $\{\mathbf{d}_i\}_{i=1}^n$  as these elements are intended to embed concepts that are interpretable by humans. In practical applications,  $\{\mathbf{d}_i\}_{i=1}^n$  are either embedded and learned from predefined datasets where concepts are explicitly labeled [KNT<sup>+</sup>20] or generated by pretrained multimodal models, with CLIP being the most popular example [ODNW23].

However, these learned embeddings are often misaligned or inaccurate due to the inherent ambiguity and noise in the training of the models used to generate. For example, unlike carefully curated datasets, CLIP relies on large-scale, noisy image-text pairs scraped from the internet. These pairs often include mislabeled data, vague descriptions, or culturally biased associations, resulting in inconsistencies in representation, as recently reported by [DWvdLA23].

This suggests that Assumption 2 may be overly optimistic. In this section, we will illustrate how the violation of Assumption 2—specifically, deviations of the available query features from the latent feature vectors—results in a proportional degradation in the performance of IP-OMP. For the remainder of this paper, we denote the observed query feature set compactly by the matrix  $\mathbf{D} = [\mathbf{d}_1 \ \mathbf{d}_2 \ \cdots \ \mathbf{d}_n] \in \mathbb{R}^{d \times n}$ . This matrix  $\mathbf{D}$  is also referred to as a *feature query matrix*. We also refer to  $\mathbf{D}^* = [\mathbf{v}_1 \ \mathbf{v}_2 \ \cdots \ \mathbf{v}_n] \in \mathbb{R}^{d \times n}$  as the ground truth *latent feature matrix*. Assumption 2 can now be interpreted as assuming  $\mathbf{D} = \mathbf{D}^*$ , stating that we are using the ground truth latent feature vectors as the feature query matrix. This matrix can then be utilized to determine which queries should be observed.

Let  $f_{\mathbf{D}}(\mathbf{x}, \{r_{\pi(i)}\}_{i=1}^k)$  be the maximum likelihood estimator of  $y$ , defined as Equation (1), when the selection rule  $\pi(\cdot)$  is obtained by executing IP-OMP using  $\mathbf{D}$  as the query feature set in Theorem 1. For brevity, when the context is clear, we refer to this maximum likelihood estimator simply as  $f_{\mathbf{D}}$ . Moreover, define  $\mathcal{L}(y_{\text{pred}})$  as the squared population loss of any estimator  $y_{\text{pred}}$ :

$$\mathcal{L}(y_{\text{pred}}) = \mathbb{E}_{\mathbf{z} \sim \mathcal{N}(\mathbf{0}, \mathbf{I}_{d \times d})} [(y - y_{\text{pred}})^2].$$

where  $\mathbf{z} \sim \mathcal{N}(\mathbf{0}, \mathbf{I}_{d \times d})$  is the unknown random vector used in the generative model described in Assumption 1.

To showcase the effect of deviation in the query features, we consider a scenario where the input  $\mathbf{x}$  can be written as a linear combination of  $k$  latent feature vectors (corresponding to  $k$  columns of  $\mathbf{D}^*$ ). This assumption is prevalent in the sparse coding literature [AGMM15, AAJN16, LZfZ22] and ensures that using  $\mathbf{D}^*$  as the query feature set guarantees good prediction performance. However, even in this ideal scenario, we demonstrate that even a small column-wise deviation from  $\mathbf{D}^*$  can lead to performance degradation of IP-OMP.

**Theorem 2.** *Suppose that Assumption 1 holds. Furthermore, suppose that  $\mathbf{D}^*$  is column-orthogonal and  $\mathbf{x} = \mathbf{D}^* \beta$  for some  $k$ -sparse vector  $\beta$  with  $\|\beta\|_0 = k$ . Additionally, assume that the non-zero entries in  $\beta$  have absolute values bounded below by  $\gamma$  and above by  $\Gamma$ . Then, for any  $\epsilon \in \left(0, \frac{1}{\sqrt{1+16\Gamma^2/\gamma^2}}\right)$ , there exists another orthonormal matrix  $\tilde{\mathbf{D}} \in \mathbb{R}^{d \times n}$  such that  $\|\tilde{\mathbf{D}} - \mathbf{D}^*\|_{1,2} \leq \epsilon$  and*

$$\mathcal{L}(f_{\tilde{\mathbf{D}}}) - \mathcal{L}(f_{\mathbf{D}^*}) \geq \frac{81(k-1)\epsilon^2\gamma^2}{200}. \quad (2)$$

We present the complete proof of Theorem 2 in Appendix C.1, which proceeds as follows: (1) we derive the closed form solution for  $\mathcal{L}(f_{\mathbf{D}})$  using the column-orthogonality of  $\mathbf{D}$  and the distribution of  $\mathbf{z}$ ; (2) we then construct the example that satisfies Equation (2) by rotating columns of  $\mathbf{D}^*$  alongside the subspace spanned by itself.

When  $\Gamma/\gamma$  is bounded by a constant, we have  $\|\mathbf{x}\|_2^2 = \|\beta\|_2^2 = \Theta(k\gamma^2)$  which simplifies Equation (2) to  $\mathcal{L}(f_{\tilde{\mathbf{D}}}) - \mathcal{L}(f_{\mathbf{D}^*}) = \Omega(\epsilon^2\|\mathbf{x}\|_2^2)$ . This indicates that the perturbation  $\epsilon$  is fully captured by the resulting gap in the squared loss, scaled by a factor of  $\|\mathbf{x}\|_2^2$ .

### 3 Our Proposed Framework

Building upon our discussion in the preceding section, it is pertinent to consider the following question:

*Since an inaccurate  $\mathbf{D}$  can adversely affect the performance of IP-OMP, can  $\mathbf{D}$  be optimized to mitigate this effect while preserving—or even enhancing—interpretability?*

There are two critical challenges to address before answering this question. First, modifying  $\mathbf{D}$  may diminish the encoded information that is interpretable by humans, thereby compromising the *interpretable-by-design* principle of information pursuit. Second, treating the query features as variables introduces significant complexity in deriving the optimal decision rule, as the closed-form expression of IP-OMP presented in Theorem 1 is no longer valid.

To overcome these challenges, we propose obtaining a *correction*  $\Delta\mathbf{D}$  that minimizes  $\mathcal{L}(\tilde{f}_{\mathbf{D}+\Delta\mathbf{D}})$ , where  $\tilde{f}_{\mathbf{D}}$  serves as a differentiable surrogate of the original estimator produced by IP. To preserve interpretability, we constrain the corrected query feature matrix  $\mathbf{D} + \Delta\mathbf{D}$  to remain within a small neighborhood around  $\mathbf{D}$ , where  $\mathbf{D}$  represents the potentially inaccurate initial query feature matrix (e.g., the one obtained from CLIP). This leads to the following constrained optimization problem:

$$\min_{\|\Delta\mathbf{D}\|_{1,2} \leq \rho} \mathcal{L}(\tilde{f}_{\mathbf{D}+\Delta\mathbf{D}}) \quad (3)$$

Indeed, the choice of the correction radius  $\rho$  is crucial as it controls the trade-off between prediction accuracy and interpretability. Setting  $\rho = 0$  recovers the IP-OMP, and therefore, may suffer from the aforementioned performance degradation. Conversely, choosing a large value for  $\rho$  can mitigate the performance degradation of IP-OMP, but at the cost of compromising the interpretability.

Our meta-algorithm for Problem (3), called *constrained concept refinement* (CCR), is presented in Algorithm 1.

---

#### Algorithm 1 Constrained Concept Refinement

---

- 1: **Input:** Initial query feature matrix  $\mathbf{D}$ , correction radius  $\rho$ , training dataset  $\mathcal{D}$ .
  - 2: Initialize  $\Delta\mathbf{D}^{(0)} = \mathbf{0}_{d \times n}$
  - 3: **while**  $t = 1, 2, \dots, T$  **do**
  - 4:   **Forward propagation:** calculate  $\mathcal{L}(\tilde{f}_{\mathbf{D}+\Delta\mathbf{D}^{(t-1)}})$ .
  - 5:   **Backward propagation:** update  $\Delta\mathbf{D}^{(t)}$  using the gradient  $\partial\mathcal{L}/\partial\Delta\mathbf{D}^{(t-1)}$ .
  - 6:   Perform projection to ensure  $\|\Delta\mathbf{D}^{(t)}\|_{1,2} \leq \rho$ .
  - 7: **end while**
  - 8: Return  $\tilde{f}_{\mathbf{D}+\Delta\mathbf{D}^{(T)}}$
- 

Below, we provide a description of its various steps.

**Choice of the surrogate estimator.** To motivate the choice of the surrogate estimator  $\tilde{f}_{\mathbf{D}}$ , let us revisit the generative model in Assumption 1, and additionally assume that the ground truth latent feature matrix  $\mathbf{D}^*$  is column-orthogonal.

By assuming  $\mathbf{D}^*$  to be column-orthogonal, we effectively assume an ideal scenario in which queries are mutually independent. Specifically, it follows that  $\langle \mathbf{d}_i^*, \mathbf{z} \rangle$  is independent of  $\langle \mathbf{d}_j^*, \mathbf{z} \rangle$  when  $\mathbf{d}_i^* \perp \mathbf{d}_j^*$  and  $\mathbf{z} \sim \mathcal{N}(\mathbf{0}, \mathbf{I}_{d \times d})$ . The primary motivation for focusing on a column-orthogonal  $\mathbf{D}^*$  is that, under this assumption, the estimator  $f_{\mathbf{D}}$  obtained from IP-OMP becomes inherently differentiable with respect to  $\mathbf{D}$ :

**Lemma 1.** *Assuming that  $\mathbf{D} = \mathbf{D}^*$  and  $\mathbf{D}^*$  is column-orthogonal, we have*

$$f_{\mathbf{D}}(\mathbf{x}, \{r_{\pi(i)}\}_{i=1}^k) = \sum_{i \in S} \langle \mathbf{d}_i, \mathbf{x} \rangle r_i,$$

where  $S = \arg \max_{T \subseteq [n], |T| \leq k} \sum_{i \in T} |\langle \mathbf{d}_i, \mathbf{x} \rangle|$  corresponds to the indices of the top- $k$  largest values of  $\{|\langle \mathbf{d}_i, \mathbf{x} \rangle|\}_{i=1}^n$ .

The proof of Lemma 1 is deferred to Appendix C.4.1. Assuming a small initial error, i.e.,  $\|\mathbf{D}^* - \mathbf{D}\| \leq \rho$  for some small  $\rho > 0$ , the iterates  $\mathbf{D}^{(t)} = \mathbf{D} + \Delta \mathbf{D}^{(t)}$  of Algorithm 1 stay approximately column-orthogonal. This consideration motivates the introduction of the following surrogate estimator  $\tilde{f}$ :

$$\begin{aligned} \tilde{f}_{\mathbf{D}}(\mathbf{x}, \{r_{\pi(i)}\}_{i=1}^k) &= \sum_{i \in S} \langle \mathbf{d}_i, \mathbf{x} \rangle r_i, \\ \text{where } S &= \arg \max_{T \subseteq [n], |T| \leq k} \sum_{i \in T} |\langle \mathbf{d}_i, \mathbf{x} \rangle|. \end{aligned} \quad (4)$$

It is important to note that we do not require  $\tilde{f}$  to be differentiable everywhere; rather, differentiability is required only almost surely along the trajectory of Algorithm 1, which we will rigorously demonstrate. Alternative differentiable surrogates for  $f$  include the task-driven dictionary learning method [MBP11] and the unrolled dictionary learning method [MMK21, TB21], which can be used in place of Equation (4).

**Backward propagation and projection** For the backward propagation and projection steps, we propose to adopt gradient descent updates, followed by a projection step based on  $\ell_2$ -norm.

$$\Delta \mathbf{D}^{(t+1)} = \arg \min_{\|\Delta \mathbf{D}\|_{1,2} \leq \rho} \left\| \Delta \mathbf{D} - \left( \Delta \mathbf{D}^{(t)} - \eta \frac{\partial \mathcal{L}(\tilde{f}_{\mathbf{D} + \Delta \mathbf{D}^{(t)}})}{\partial \Delta \mathbf{D}^{(t)}} \right) \right\|_2,$$

We note that the specific instantiation of the proposed meta-algorithm and its steps is inherently task-dependent. For example, while we have only discussed the squared loss, a more common choice in image classification tasks is the cross-entropy loss. Additionally, our choice of the surrogate estimator relies on the assumption that the ground truth latent feature matrix is column-orthogonal. When this assumption is not met, it becomes necessary to enforce it via *concept dispersion*. Both of these modifications are discussed extensively within the context of image classification in Section 4.

However, a more fundamental question has remained unanswered: how can “interpretability”—a concept inherently meaningful only to humans—be measured and quantified? One approach is to

assess interpretability in an ad-hoc manner by running the candidate method and relying on human judgment to determine whether the predictions are interpretable for different individual samples. This has been the de facto approach adopted in nearly all previous works. An alternative way—which we seek in this work—is to study a simple test-bed for investigation, where “interpretability” admits a crisp mathematical formulation.

### 3.1 Accuracy and Interpretability Guarantees

Consider the following probabilistic generative model.

**Assumption 3** (Probabilistic generative model). *Suppose that the target random variable  $y$  and queries are generated according to Assumption 1. Moreover, suppose that ground truth latent feature matrix  $\mathbf{D}^*$  is column-orthogonal and the input  $\mathbf{x}$  satisfies  $\mathbf{x} = \mathbf{D}^* \beta$ , where: (1) the support of  $\beta$ , denoted as  $S^*$ , is drawn uniformly from the set of  $k$ -element subsets of  $[n]$ ; and (2) the non-zero elements of  $\beta$  are i.i.d. and satisfy  $\mathbb{E}[\beta_i] = 0$ ,  $\text{Var}[\beta_i] = \sigma^2$ , and  $\gamma \leq |\beta_i| \leq \Gamma$ .*

The generative model in Assumption 3 is akin to those explored in the sparse coding literature [AGMM15, AAJN16, RMN20, LZFZ22]. Under this model, prediction error can be evaluated using the squared loss, while interpretability can be assessed by the proximity of the query feature matrix  $\mathbf{D}^{(T)}$ , produced by CCR, to the ground truth latent feature matrix  $\mathbf{D}^*$ .

Our next theorem shows that CCR effectively resolves the challenge faced by IP-OMP, as outlined in Theorem 2.<sup>1</sup> Let  $\mathbf{D}^{(t)} = \mathbf{D} + \Delta \mathbf{D}^{(t)}$  be the corrected query feature matrix generated by CCR at iteration  $t$ .

**Theorem 3.** *Suppose that Assumption 3 holds. Moreover, suppose that the initial query feature matrix  $\mathbf{D}$  satisfies  $\|\mathbf{D} - \mathbf{D}^*\|_{1,2} = \rho \leq \frac{\gamma}{8\sqrt{k}\Gamma}$  and the step-size  $\eta$  satisfies  $0 < \eta < \frac{1}{2\|\mathbf{x}\|_2^2}$ . Algorithm 1 with surrogate estimator (4) and update rule (3) satisfies:*

$$\mathcal{L}(\tilde{\mathbf{f}}_{\mathbf{D}^{(t+1)}}) \leq (1 - 2\eta\|\mathbf{x}\|_2^2)^2 \mathcal{L}(\tilde{\mathbf{f}}_{\mathbf{D}^{(t)}}).$$

While Theorem 3 addresses the performance limitations of IP-OMP, it does not guarantee improved interpretability. This outcome is unsurprising, since the reliance of the method on only a single input  $\mathbf{x}$  ensures that only the columns of  $\mathbf{D}$  with indices in  $S^*$  can be improved, essentially leaving the columns outside  $S^*$  unmodified. Moreover, if  $\mathbf{D}^*$  is not full-rank, our analysis shows that  $\mathbf{D}$  may deviate from  $\mathbf{D}^*$  in directions column-orthogonal to the column space of  $\mathbf{D}^*$ ; these deviations cannot be eliminated by Section 3. This observation is further supported by numerical experiments (see Figure 4).

To tackle these challenges, we assume that  $\mathbf{D}^*$  is full-rank. Moreover, it is essential to use a sufficient number of i.i.d. input samples to ensure that each column of  $\mathbf{D}^*$  contributes to at least one input sample. This aligns more closely with practical scenarios, such as image classification, where multiple samples are typically used during the training phase. We denote the i.i.d. input samples and their corresponding target random variables, generated according to Assumption 3, as  $\{\mathbf{x}^h\}_{h=1}^m$  and  $\{y^h\}_{h=1}^m$ , respectively. For any estimator  $\mathbf{y}_{\text{pred}} = \{y_{\text{pred}}^h\}_{h=1}^m$ , the aggregated squared loss is defined as

$$\mathcal{L}_m(\mathbf{y}_{\text{pred}}) = \frac{1}{m} \sum_{h=1}^m \mathbb{E}_{\mathbf{z}^h \sim \mathcal{N}(\mathbf{0}, \mathbf{I}_{d \times d})} \left[ (y^h - y_{\text{pred}}^h)^2 \right]. \quad (5)$$

<sup>1</sup>We note that the result of Theorem 2 also holds for the generative model described in Assumption 3.



**Theorem 4.** Suppose that  $\{\mathbf{x}^h\}_{h=1}^m$  and  $\{y^h\}_{h=1}^m$  are i.i.d. samples generated from Assumption 3 with a fixed full-rank column-orthogonal  $\mathbf{D}^*$ . Suppose that  $m = \Omega\left(\frac{n^6}{\sigma^2 k^5}\right)$ . Moreover, suppose that the initial query feature matrix  $\mathbf{D}$  satisfies  $\|\mathbf{D} - \mathbf{D}^*\|_{1,2} = \rho \leq \frac{\gamma}{8\sqrt{k}\Gamma}$  and the step-size  $\eta$  satisfies  $\eta = O\left(\frac{1}{\sigma^2}\right)$ . With high probability, Algorithm 1 with surrogate estimator (4) and update rule (3) applied to the aggregated squared loss (5) satisfies:

- **(Interpretability)**  $\|\mathbf{D}^{(t+1)} - \mathbf{D}^*\|_{1,2} \leq \tau \|\mathbf{D}^{(t)} - \mathbf{D}^*\|_{1,2}$ , where  $\tau = \sqrt{1 - \frac{k(k-1)\sigma^2}{2n^2}}\eta$ .
- **(Accuracy)**  $\mathcal{L}_m(\tilde{f}_{\mathbf{D}^{(t)}}) \leq \frac{k \sum_{h=1}^m \|\mathbf{x}^h\|_2^2}{m} \|\mathbf{D}^{(t)} - \mathbf{D}^*\|_{1,2}^2$ .

According to Theorem 4, by leveraging multiple samples, CCR achieves the best of both worlds: it guarantees convergence to the ground truth latent feature matrix  $\mathbf{D}^*$ , progressively enhancing interpretability, while simultaneously driving  $\mathcal{L}_m$  to zero, thereby achieving perfect accuracy.

Contrary to traditional analyses in dictionary learning [AGMM15, LZF22], the proofs of Theorem 3 and Theorem 4 require a careful alignment of the updates from gradient descent with the direction of the true solution. In the setting of Theorem 4, this is even more challenging because the finite sample size  $m$  inevitably causes deviations from the population-level behavior. Moreover, we must further control the deviation introduced by the projection step. The detailed proofs of these theorems are provided in Appendix C. We also include a detailed discussion on both theorems in Appendix B and experiments that validate them in Appendix D.1.

## 4 Application: Interpretable Image Classification

In this section, we showcase the performance of our proposed CCR framework from Algorithm 1 on interpretable image classification task. The Python implementation of algorithm can be found here: [github.com/lianggeyuleo/CCR.git](https://github.com/lianggeyuleo/CCR.git).

The image classification setting differs slightly from the setting provided in Definition 1. Specifically, we are given a dataset  $\{\mathbf{a}^i, \mathbf{y}^i\}_{i=1}^m$  consisting of  $m$  image ( $\mathbf{a}$ )-label ( $\mathbf{y}$ ) pairs, where the goal is to predict the correct label for a given image. Here,  $\mathbf{y}$  represents a one-hot label vector. Additionally, this setting provides access to a concept set  $\{\mathbf{c}_i\}_{i=1}^n$ , which consists of  $n$  key concepts that can aid in classifying an image. These concepts are typically textual; for example, in the case of animal images, the concept set might include descriptors like “stocky body” or “black stripes”.

We formally introduce our algorithm in Algorithm 2. Prior to comparing our approach with other interpretable AI methods, we provide a detailed explanation of the key components in Algorithm 2.

**CLIP embedding.** We employ the multi-modal model CLIP [RKH<sup>+</sup>21]—a recently introduced large Vision-Language Model—to embed both images and concepts into the same latent space.

**Concept dispersion.** After obtaining the CLIP embeddings, the query features tend to cluster too closely, making the query feature matrix  $\mathbf{D}^{(0)}$  far from column-orthogonal. To address this, we introduce a *concept dispersion* procedure (see Algorithm 3 in the appendix). This heuristic approach enhances the mutual orthogonality of query features by increasing their relative angles, thereby improving the orthogonality of  $\mathbf{D}^{(0)}$ . Notably, this is achieved while preserving interpretability by maintaining the relative positions of features in the embedded space. Further details on the dispersion step are provided in Appendix D.2.

**Hard-thresholding.** In Equation (4),  $\tilde{f}$  is computed in two steps: (1) constructing the sparse code  $\mathbf{s}$  by keeping only the entries with the top- $k$  absolute values of  $\mathbf{D}^\top \mathbf{x}$ ; and (2) setting  $\tilde{f}$  as

---

**Algorithm 2** CCR for Interpretable Image Classification

---

- 1: **Input:** Dataset of image-label pairs  $\{\mathbf{a}^i, \mathbf{y}^i\}_{i=1}^m$ , concept set  $\{\mathbf{c}_i\}_{i=1}^n$ .
  - 2: Use CLIP to embed the images  $\{\mathbf{a}^i\}_{i=1}^m$  into input features  $\{\mathbf{x}^i\}_{i=1}^m$ , and the concepts  $\{\mathbf{c}_i\}_{i=1}^n$  into query features  $\{\mathbf{d}_i\}_{i=1}^n$ .
  - 3: Initialize  $\mathbf{D}^{(0)}$  via concept dispersion on  $\{\mathbf{d}_i\}_{i=1}^n$ .
  - 4: Initialize  $\mathbf{s}_i^{(0)} = \text{HT}_\lambda \left( \mathbf{D}^{(0)\top} \mathbf{x}^i \right)$  for  $i = 1, \dots, m$ .
  - 5: Initialize  $\mathbf{L}^{(0)}$  with random values.
  - 6: **while**  $t = 1, 2, \dots, T$  **do**
  - 7:   Calculate  $\mathcal{L}_m = \sum_i \text{CE} \left( \mathbf{L} \mathbf{s}_i^{(t-1)}, \mathbf{y}^i \right)$ .
  - 8:   Update  $\mathbf{D}^{(t)} = \mathbf{D}^{(t-1)} - \eta_D \partial \mathcal{L} / \partial \mathbf{D}^{(t-1)}$ .
  - 9:   Normalize and project  $\mathbf{D}^{(t)}$ .
  - 10:   Update  $\mathbf{L}^{(t)} = \mathbf{L}^{(t-1)} - \eta_L \partial \mathcal{L} / \partial \mathbf{L}^{(t-1)}$ .
  - 11:   Update  $\mathbf{s}_i^{(t)} = \text{HT}_\lambda \left( \mathbf{D}^{(t)\top} \mathbf{x}^i \right)$  for  $i = 1, \dots, m$ .
  - 12: **end while**
  - 13: **Return**  $\mathbf{D}^{(T)}$ ,  $\mathbf{L}^{(T)}$ , and  $\{\mathbf{s}_i^{(T)}\}_{i=1}^m$ .
- 

the inner product of  $\mathbf{s}$  with  $\mathbf{r} = [r_1, \dots, r_n]^\top \in \mathbb{R}^n$ . Here, we replace the top- $k$  selection with the entry-wise hard-thresholding operator:

$$\text{HT}_\lambda(x) = \begin{cases} x, & \text{if } |x| \geq \lambda, \\ 0, & \text{if } |x| < \lambda. \end{cases}$$

This approach allows for parallelization and reduced computational cost, although the exact sparsity level  $k$  can no longer be directly specified; instead,  $k$  is determined implicitly by  $\lambda$ . Nonetheless, adjusting  $\lambda$  provides similar control over sparsity.

**Linear Layer.** To compute  $\tilde{f}_D$  as defined in Equation (4), access to  $\mathbf{r}$  is required, which is unavailable in the image classification setting. To address this, we train a linear classifier that takes the sparse code  $\mathbf{s}$  as input and outputs a weight vector over the possible labels. The label with the highest weight is selected as the prediction. The loss function is defined as the cross-entropy between the linear layer’s output and the true label  $\mathbf{y}$ .

**Embedding normalization and projection.** After each iteration, we perform a projection step similar to Section 3 for each updated concept embedding. Additionally, we normalize each embedding to ensure that it remains on the unit ball (see Algorithm 4 in Appendix D.2).

## 4.1 Performance

We compare the performance of Algorithm 2 against two recently proposed explainable AI methods, CLIP-IP-OMP [CPV24] and label-free CBM (lf-CBM) [ODNW23], as well as the CCR baseline without the concept refinement step, in the context of explainable image classification.

For the baseline version of CCR, we set  $\eta_D = 0$  at Step 8 of Algorithm 2, ensuring that the comparison isolates the effect of concept refinement. The two methods we compare against represent state-of-the-art explainable AI approaches, particularly in terms of scalability. Lf-CBM was the first CBM-type model to be scaled to datasets as large as ImageNet, while CLIP-IP-OMP

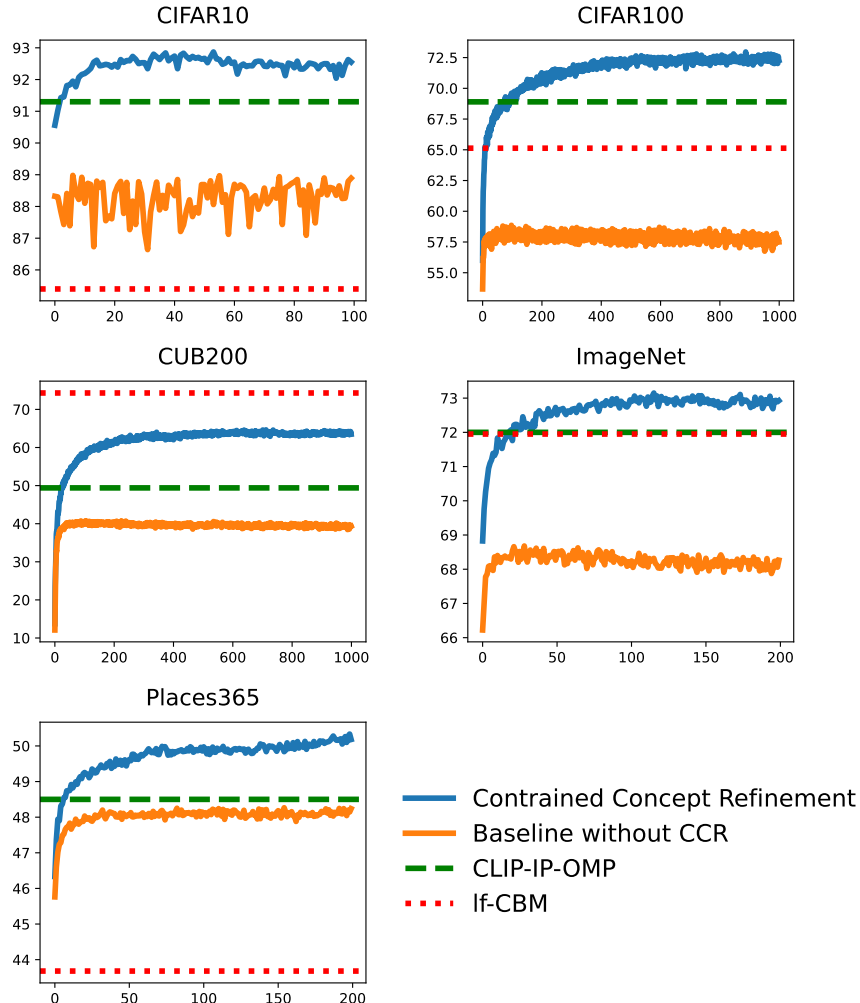


Figure 2: Prediction accuracy of CCR and its baseline across iterations, with the final test accuracy of CLIP-IP-OMP and lf-CBM indicated for reference.

further improves computational efficiency while maintaining competitive accuracy. For a detailed introduction to both methods, we refer to Appendix A.

The evaluation is conducted across five image classification benchmarks: CIFAR-10, CIFAR-100 [KH<sup>+</sup>09], ImageNet [DDS<sup>+</sup>09], CUB-200 [WBW<sup>+</sup>11], and Places365 [ZLK<sup>+</sup>17].

To ensure a fair comparison, all methods use the same concept set, which is generated by GPT-3 [BMR<sup>+</sup>20]. A detailed description of the generation process can be found in [ODNW23]. For the CIFAR-10/100 and CUB-200 datasets, we tune CLIP-IP-OMP to match the average sparsity level of  $s$ , also referred to as the *explanation length* or  $k$ , used in CCR. For ImageNet and Places365, we report the best accuracy achieved by CLIP-IP-OMP across all explanation lengths. Since Lf-CBM does not allow tuning of its explanation length, we directly report its accuracy. The constraint parameter  $\rho$  for CCR is fixed at 0.1 for all experiments.

As shown in Figure 2, CCR consistently outperforms its baseline, CLIP-IP-OMP, and lf-CBM

across all benchmarks except CUB-200. This exception is expected, as lf-CBM was built on a ResNet-18 backbone specifically trained on CUB-200, whereas both CLIP-IP-OMP and CCR rely on CLIP as their encoder, which was trained on more diverse and general datasets.

Additionally, we report the average explanation length (AEL,  $k$ ), average sparsity ratio (ASR,  $k/n$ ), and average concept embedding deviation (ACED,  $\frac{1}{n} \sum_{i=1}^n \|\mathbf{d}_i - \mathbf{d}_i^{(0)}\|_2$ ) of CCR in the following table:

	AEL	ASR	ACED
CIFAR10	11.09	8.66%	0.056
CIFAR100	19.67	2.39%	0.061
CUB200	27.52	13.2%	0.062
ImageNet	48.97	1.08%	0.097
Places365	44.43	2.01%	0.041

Table 1: Average explanation length (AEL), average sparsity ratio(ASR) and average concept embedding deviation (ACED) for CCR.

Thanks to the parallelization enabled by hard thresholding and the computational efficiency of backpropagation, CCR significantly reduces computational costs compared to CLIP-IP-OMP and lf-CBM, particularly when applied to large-scale datasets such as ImageNet ( $\approx 1.2$  million images) and Places365 ( $\approx 1.8$  million images). As reported in [CPV24], training lf-CBM on ImageNet requires  $\approx 50$  hours on an NVIDIA RTX A5000 GPU. Under the same experimental conditions, CLIP-IP-OMP, with an average explanation length of  $\approx 50$ , incurs a computational cost of  $\approx 40$  hours. In our computational environment, using an NVIDIA Tesla V100 GPU, CLIP-IP-OMP remains comparably expensive, requiring  $\approx 33$  hours for  $k = 50$ . In contrast, CCR (with  $k \approx 49$ , as shown in Table 1) processes ImageNet in only  $\approx 2$  hours (corresponding to 200 iterations) while achieving even higher accuracy, demonstrating a substantial improvement in computational efficiency. To make CLIP-IP-OMP more computationally feasible, one can reduce  $k$ ; however, for  $k = 10$ , while the processing time drops to  $\approx 6$  hours, it comes at the cost of a significant accuracy decline to  $\approx 63\%$ .

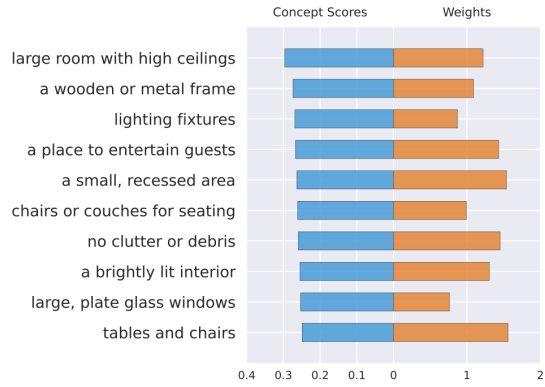
## 4.2 Interpretability

To illustrate the interpretability of Algorithm 2, we follow the methodology outlined in [CPV24] and present the most significant coefficients and weights from the algorithm on different samples from the Places365 dataset. As shown in Figure 3, we highlight the top 10 concepts in  $\mathbf{s}$  with the highest values (left) along with their corresponding weights in the linear layer  $\mathbf{L}$  for the predicted label (right). The selected concepts are semantically relevant to the image, and the linear layer effectively assigns substantial weight to key concepts such as “designated fairways and greens”, enabling accurate prediction while appropriately disregarding concepts that, although relevant, may be misleading, such as “a flag” or “a country”. For additional case studies on other datasets, we refer the reader to Appendix D.3.



True label: dining room

Predicted label: dining room



True label: golf course

Predicted label: golf course

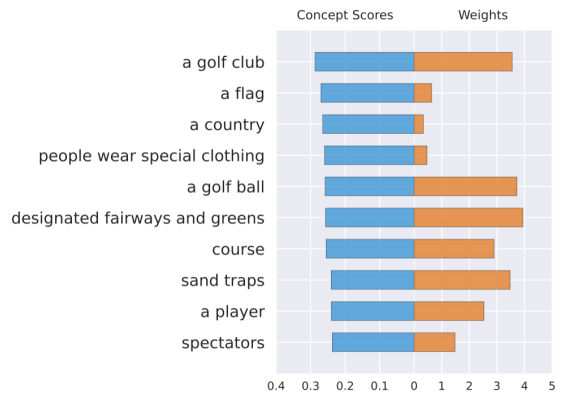


Figure 3: The first example illustrates a *simple case* where CCR successfully learns the correct concepts. The second example represents a *misleading case*, where the image contains concepts like “a flag” that, while relevant and visually apparent, could potentially mislead classification. However, CCR effectively extracts both useful and misleading information, assigning appropriate weights to ensure the correct prediction.

## Acknowledgements

This research is supported, in part, by NSF CAREER Award CCF-2337776, NSF Award DMS-2152776, and ONR Award N00014-22-1-2127.

## References

- [AAAA58] Theodore Wilbur Anderson, Theodore Wilbur Anderson, Theodore Wilbur Anderson, and Theodore Wilbur Anderson. An introduction to multivariate statistical analysis, volume 2. Wiley New York, 1958.
- [AAJN16] Alekh Agarwal, Animashree Anandkumar, Prateek Jain, and Praneeth Netrapalli. Learning sparsely used overcomplete dictionaries via alternating minimization. SIAM Journal on Optimization, 26(4):2775–2799, 2016.
- [AEB06] Michal Aharon, Michael Elad, and Alfred Bruckstein. K-svd: An algorithm for designing overcomplete dictionaries for sparse representation. IEEE Transactions on signal processing, 54(11):4311–4322, 2006.
- [AGM<sup>+</sup>18] Julius Adebayo, Justin Gilmer, Michael Muelly, Ian Goodfellow, Moritz Hardt, and Been Kim. Sanity checks for saliency maps. Advances in neural information processing systems, 31, 2018.
- [AGMM15] Sanjeev Arora, Rong Ge, Tengyu Ma, and Ankur Moitra. Simple, efficient, and neural algorithms for sparse coding. In Conference on learning theory, pages 113–149. PMLR, 2015.
- [BCH<sup>+</sup>23] Saddek Bensalem, Chih-Hong Cheng, Wei Huang, Xiaowei Huang, Changshun Wu, and Xingyu Zhao. What, indeed, is an achievable provable guarantee for learning-enabled safety-critical systems. In International Conference on Bridging the Gap between AI and Reality, pages 55–76. Springer, 2023.
- [BHJ19] Maxime Bucher, Stéphane Herbin, and Frédéric Jurie. Semantic bottleneck for computer vision tasks. In Computer Vision—ACCV 2018: 14th Asian Conference on Computer Vision, Perth, Australia, December 2–6, 2018, Revised Selected Papers, Part II 14, pages 695–712. Springer, 2019.
- [BMJV<sup>+</sup>21] Ana Barragán-Montero, Umair Javaid, Gilmer Valdés, Dan Nguyen, Paul Desbordes, Benoit Macq, Siri Willems, Liesbeth Vandewinckele, Mats Holmström, Fredrik Löfman, et al. Artificial intelligence and machine learning for medical imaging: A technology review. Physica Medica, 83:242–256, 2021.
- [BMR<sup>+</sup>20] Tom Brown, Benjamin Mann, Nick Ryder, Melanie Subbiah, Jared Kaplan, Prafulla Dhariwal, Arvind Neelakantan, Pranav Shyam, Girish Sastry, Amanda Askell, et al. Language models are few-shot learners. Advances in Neural Information Processing Systems, 33:1877–1901, 2020.
- [BSH<sup>+</sup>10] David Baehrens, Timon Schroeter, Stefan Harmeling, Motoaki Kawanabe, Katja Hansen, and Klaus-Robert Müller. How to explain individual classification decisions. The Journal of Machine Learning Research, 11:1803–1831, 2010.
- [CCH<sup>+</sup>23] Aditya Chattopadhyay, Kwan Ho Ryan Chan, Benjamin D Haeffele, Donald Geman, and René Vidal. Variational information pursuit for interpretable predictions. arXiv preprint arXiv:2302.02876, 2023.

- [COPA<sup>+</sup>19] James R Clough, Ilkay Oksuz, Esther Puyol-Antón, Bram Ruijsink, Andrew P King, and Julia A Schnabel. Global and local interpretability for cardiac mri classification. In International Conference on Medical Image Computing and Computer-Assisted Intervention, pages 656–664. Springer, 2019.
- [CPL<sup>+</sup>24] Townim F Chowdhury, Vu Minh Hieu Phan, Kewen Liao, Minh-Son To, Yutong Xie, Anton van den Hengel, Johan W Verjans, and Zhibin Liao. Adacbm: An adaptive concept bottleneck model for explainable and accurate diagnosis. In International Conference on Medical Image Computing and Computer-Assisted Intervention, pages 35–45. Springer, 2024.
- [CPV24] Aditya Chattopadhyay, Ryan Pilgrim, and Rene Vidal. Information maximization perspective of orthogonal matching pursuit with applications to explainable ai. Advances in Neural Information Processing Systems, 36, 2024.
- [CSH<sup>+</sup>22] Aditya Chattopadhyay, Stewart Slocum, Benjamin D Haeffele, Rene Vidal, and Donald Geman. Interpretable by design: Learning predictors by composing interpretable queries. IEEE Transactions on Pattern Analysis and Machine Intelligence, 45(6):7430–7443, 2022.
- [DDS<sup>+</sup>09] Jia Deng, Wei Dong, Richard Socher, Li-Jia Li, Kai Li, and Li Fei-Fei. Imagenet: A large-scale hierarchical image database. In 2009 IEEE conference on computer vision and pattern recognition, pages 248–255. Ieee, 2009.
- [DWvdLA23] Shiladitya Dutta, Hongbo Wei, Lars van der Laan, and Ahmed M Alaa. Estimating uncertainty in multimodal foundation models using public internet data. arXiv preprint arXiv:2310.09926, 2023.
- [FCBP24] Jack Furby, Daniel Cunnington, Dave Braines, and Alun Preece. Can we constrain concept bottleneck models to learn semantically meaningful input features? arXiv preprint arXiv:2402.00912, 2024.
- [FYJ<sup>+</sup>24] Ruoyu Feng, Tao Yu, Xin Jin, Xiaoyuan Yu, Lei Xiao, and Zhibo Chen. Rethinking domain adaptation and generalization in the era of clip. In 2024 IEEE International Conference on Image Processing (ICIP), pages 2585–2591. IEEE, 2024.
- [GAM18] Mara Graziani, Vincent Andrearczyk, and Henning Müller. Regression concept vectors for bidirectional explanations in histopathology. In Understanding and Interpreting Machine Learning in Medical Image Computing Applications: First International Workshops, MLCN 2018, DLF 2018, and iMIMIC 2018, Held in Conjunction with MICCAI 2018, Granada, Spain, September 16-20, 2018, Proceedings 1, pages 124–132. Springer, 2018.
- [GAZ19] Amirata Ghorbani, Abubakar Abid, and James Zou. Interpretation of neural networks is fragile. In Proceedings of the AAAI conference on artificial intelligence, volume 33, pages 3681–3688, 2019.
- [GGR<sup>+</sup>24] Muhammad Waleed Gondal, Jochen Gast, Inigo Alonso Ruiz, Richard Droste, Tommaso Macri, Suren Kumar, and Luitpold Staudigl. Domain aligned clip for few-shot

- classification. In Proceedings of the IEEE/CVF Winter Conference on Applications of Computer Vision, pages 5721–5730, 2024.
- [GJ96] Donald Geman and Bruno Jedynak. An active testing model for tracking roads in satellite images. IEEE Transactions on Pattern Analysis and Machine Intelligence, 18(1):1–14, 1996.
- [Has09] Trevor Hastie. The elements of statistical learning: data mining, inference, and prediction, 2009.
- [HZG<sup>+</sup>24] Kimia Hamidieh, Haoran Zhang, Walter Gerych, Thomas Hartvigsen, and Marzyeh Ghassemi. Identifying implicit social biases in vision-language models. In Proceedings of the AAAI/ACM Conference on AI, Ethics, and Society, volume 7, pages 547–561, 2024.
- [KH<sup>+</sup>09] Alex Krizhevsky, Geoffrey Hinton, et al. Learning multiple layers of features from tiny images. 2009.
- [KHA<sup>+</sup>19] Pieter-Jan Kindermans, Sara Hooker, Julius Adebayo, Maximilian Alber, Kristof T Schütt, Sven Dähne, Dumitru Erhan, and Been Kim. The (un) reliability of saliency methods. Explainable AI: Interpreting, explaining and visualizing deep learning, pages 267–280, 2019.
- [KJP<sup>+</sup>23] Eunji Kim, Dahuin Jung, Sangha Park, Siwon Kim, and Sungroh Yoon. Probabilistic concept bottleneck models. arXiv preprint arXiv:2306.01574, 2023.
- [KNL<sup>+</sup>20] Stefan Kolek, Duc Anh Nguyen, Ron Levie, Joan Bruna, and Gitta Kutyniok. A rate-distortion framework for explaining black-box model decisions. In International Workshop on Extending Explainable AI Beyond Deep Models and Classifiers, pages 91–115. Springer, 2020.
- [KNT<sup>+</sup>20] Pang Wei Koh, Thao Nguyen, Yew Siang Tang, Stephen Mussmann, Emma Pierson, Been Kim, and Percy Liang. Concept bottleneck models. In International conference on machine learning, pages 5338–5348. PMLR, 2020.
- [LBH15] Yann LeCun, Yoshua Bengio, and Geoffrey Hinton. Deep learning. nature, 521(7553):436–444, 2015.
- [LNH09] Christoph H Lampert, Hannes Nickisch, and Stefan Harmeling. Learning to detect unseen object classes by between-class attribute transfer. In 2009 IEEE conference on computer vision and pattern recognition, pages 951–958. IEEE, 2009.
- [LSAKF24] Geyu Liang, Naichen Shi, Raed Al Kontar, and Salar Fattahi. Personalized dictionary learning for heterogeneous datasets. Advances in Neural Information Processing Systems, 36, 2024.
- [LZFF22] Geyu Liang, Gavin Zhang, Salar Fattahi, and Richard Y Zhang. Simple alternating minimization provably solves complete dictionary learning. arXiv preprint arXiv:2210.12816, 2022.



- [MAB<sup>+</sup>21] Andrei Margeloiu, Matthew Ashman, Umang Bhatt, Yanzhi Chen, Mateja Jamnik, and Adrian Weller. Do concept bottleneck models learn as intended? [arXiv preprint arXiv:2105.04289](#), 2021.
- [MBP11] Julien Mairal, Francis Bach, and Jean Ponce. Task-driven dictionary learning. *IEEE transactions on pattern analysis and machine intelligence*, 34(4):791–804, 2011.
- [MMK21] Benoît Malézieux, Thomas Moreau, and Matthieu Kowalski. Understanding approximate and unrolled dictionary learning for pattern recovery. [arXiv preprint arXiv:2106.06338](#), 2021.
- [MPT23] Emanuele Marconato, Andrea Passerini, and Stefano Teso. Interpretability is in the mind of the beholder: A causal framework for human-interpretable representation learning. *Entropy*, 25(12):1574, 2023.
- [MR96] Rajeev Motwani and Prabhakar Raghavan. Randomized algorithms. *ACM Computing Surveys (CSUR)*, 28(1):33–37, 1996.
- [ODNW23] Tuomas Oikarinen, Subhro Das, Lam M Nguyen, and Tsui-Wei Weng. Label-free concept bottleneck models. [arXiv preprint arXiv:2304.06129](#), 2023.
- [OF97] Bruno A Olshausen and David J Field. Sparse coding with an overcomplete basis set: A strategy employed by v1? *Vision research*, 37(23):3311–3325, 1997.
- [PRK93] Yagyensh Chandra Pati, Ramin Rezaifar, and Perinkulam Sambamurthy Krishnaprasad. Orthogonal matching pursuit: Recursive function approximation with applications to wavelet decomposition. In *Proceedings of 27th Asilomar conference on signals, systems and computers*, pages 40–44. IEEE, 1993.
- [Qui86] J. Ross Quinlan. Induction of decision trees. *Machine learning*, 1:81–106, 1986.
- [RKH<sup>+</sup>21] Alec Radford, Jong Wook Kim, Chris Hallacy, Aditya Ramesh, Gabriel Goh, Sandhini Agarwal, Girish Sastry, Amanda Askell, Pamela Mishkin, Jack Clark, et al. Learning transferable visual models from natural language supervision. In *International conference on machine learning*, pages 8748–8763. PMLR, 2021.
- [RMN20] Saiprasad Ravishankar, Anna Ma, and Deanna Needell. Analysis of fast structured dictionary learning. *Information and Inference: A Journal of the IMA*, 9(4):785–811, 2020.
- [Rud19] Cynthia Rudin. Stop explaining black box machine learning models for high stakes decisions and use interpretable models instead. *Nature machine intelligence*, 1(5):206–215, 2019.
- [RWB24] Ayush Ranjan, Daniel Wen, and Karthik Bhat. Unveiling glitches: A deep dive into image encoding bugs within clip. [arXiv preprint arXiv:2407.00592](#), 2024.
- [SCD<sup>+</sup>17] Ramprasaath R Selvaraju, Michael Cogswell, Abhishek Das, Ramakrishna Vedantam, Devi Parikh, and Dhruv Batra. Grad-cam: Visual explanations from deep networks via gradient-based localization. In *Proceedings of the IEEE international conference on computer vision*, pages 618–626, 2017.

- [SGK17] Avanti Shrikumar, Peyton Greenside, and Anshul Kundaje. Learning important features through propagating activation differences. In International conference on machine learning, pages 3145–3153. PMIR, 2017.
- [SHJ<sup>+</sup>20] Dylan Slack, Sophie Hilgard, Emily Jia, Sameer Singh, and Himabindu Lakkaraju. Fooling lime and shap: Adversarial attacks on post hoc explanation methods. In Proceedings of the AAAI/ACM Conference on AI, Ethics, and Society, pages 180–186, 2020.
- [SN22] Yoshihide Sawada and Keigo Nakamura. Concept bottleneck model with additional unsupervised concepts. IEEE Access, 10:41758–41765, 2022.
- [SPP19] Akshayvarun Subramanya, Vipin Pillai, and Hamed Pirsiavash. Fooling network interpretation in image classification. In Proceedings of the IEEE/CVF international conference on computer vision, pages 2020–2029, 2019.
- [SQW16] Ju Sun, Qing Qu, and John Wright. Complete dictionary recovery over the sphere i: Overview and the geometric picture. IEEE Transactions on Information Theory, 63(2):853–884, 2016.
- [SSY<sup>+</sup>23] Jie-Jing Shao, Jiang-Xin Shi, Xiao-Wen Yang, Lan-Zhe Guo, and Yu-Feng Li. Investigating the limitation of clip models: The worst-performing categories. arXiv preprint arXiv:2310.03324, 2023.
- [STK<sup>+</sup>17] Daniel Smilkov, Nikhil Thorat, Been Kim, Fernanda Viégas, and Martin Wattenberg. Smoothgrad: removing noise by adding noise. arXiv preprint arXiv:1706.03825, 2017.
- [SVZ13] Karen Simonyan, Andrea Vedaldi, and Andrew Zisserman. Deep inside convolutional networks: Visualising image classification models and saliency maps. arXiv preprint arXiv:1312.6034, 2013.
- [TB21] Bahareh Tolooshams and Demba Ba. Stable and interpretable unrolled dictionary learning. arXiv preprint arXiv:2106.00058, 2021.
- [Tro04] Joel A Tropp. Greed is good: Algorithmic results for sparse approximation. IEEE Transactions on Information theory, 50(10):2231–2242, 2004.
- [Vas17] A Vaswani. Attention is all you need. Advances in Neural Information Processing Systems, 2017.
- [Ver18] Roman Vershynin. High-dimensional probability: An introduction with applications in data science, volume 47. Cambridge university press, 2018.
- [Wat22] David S Watson. Conceptual challenges for interpretable machine learning. Synthese, 200(2):65, 2022.
- [WBW<sup>+</sup>11] Catherine Wah, Steve Branson, Peter Welinder, Pietro Perona, and Serge Belongie. The caltech-ucsd birds-200-2011 dataset. 2011.
- [WK24] Yingfan Wang and Guoliang Kang. Attention head purification: A new perspective to harness clip for domain generalization. arXiv preprint arXiv:2412.07226, 2024.

- [YWG<sup>+</sup>18] Kexin Yi, Jiajun Wu, Chuang Gan, Antonio Torralba, Pushmeet Kohli, and Josh Tenenbaum. Neural-symbolic vqa: Disentangling reasoning from vision and language understanding. Advances in neural information processing systems, 31, 2018.
- [YWZ22] Mert Yuksekgonul, Maggie Wang, and James Zou. Post-hoc concept bottleneck models. arXiv preprint arXiv:2205.15480, 2022.
- [ZBC<sup>+</sup>22] Mateo Espinosa Zarlenga, Pietro Barbiero, Gabriele Ciravegna, Giuseppe Marra, Francesco Giannini, Michelangelo Diligenti, Frederic Precioso, Stefano Melacci, Adrian Weller, Pietro Lio, et al. Concept embedding models. In NeurIPS 2022-36th Conference on Neural Information Processing Systems, 2022.
- [ZF14] Matthew D Zeiler and Rob Fergus. Visualizing and understanding convolutional networks. In Computer Vision–ECCV 2014: 13th European Conference, Zurich, Switzerland, September 6–12, 2014, Proceedings, Part I 13, pages 818–833. Springer, 2014.
- [ZLK<sup>+</sup>17] Bolei Zhou, Agata Lapedriza, Aditya Khosla, Aude Oliva, and Antonio Torralba. Places: A 10 million image database for scene recognition. IEEE transactions on pattern analysis and machine intelligence, 40(6):1452–1464, 2017.

## A Related Literature

In this section, we provide a more comprehensive literature review.

**Explainable AI.** In the main body of the paper, we provided an overview of related methods in explainable AI. Here, we focus on two approaches that are closely related to and comparable with our proposed method. The first is the CLIP-IP-OMP method introduced by [CPV24], which leverages CLIP embeddings to greedily solve sparse coding problems for each input, subsequently passing the results through a linear layer to generate final predictions. Our method builds upon the same theoretical framework established in [CPV24]. Notably, the baseline model (without concept refinement) considered in Section 3 and Section 4 serves as a differentiable surrogate for CLIP-IP-OMP. The second approach is the label-free CBM (lf-CBM) proposed by [ODNW23], which employs the inner product between CLIP embeddings to achieve state-of-the-art results in interpretable models. Specifically, lf-CBM was the first CBM model scaled to ImageNet. A detailed comparison of the performance of our method against these two approaches is provided in Section 4.

**Sparse coding and dictionary learning.** Sparse Coding [OF97] refers to the process of representing a given signal (or vector) as a sparse linear combination of fixed signals, collectively referred to as a *dictionary*. Dictionary Learning [AEB06] extends Sparse Coding to a bi-variable setting, allowing the dictionary itself to be optimized. The objective is to identify a dictionary capable of generating effective sparse codes for a specific signal distribution. [CPV24] establishes a novel connection between sparse coding and explainable AI, treating concept embeddings as the dictionary. Our proposed method directly optimizes concept embeddings, which draws parallels to dictionary learning, although the two approaches address fundamentally different objectives. Among works on dictionary learning, [MBP11] is particularly relevant, as it optimizes dictionaries for downstream tasks. However, our method distinguishes itself through the constrained concept requirement. Interestingly, [MBP11] aligns with our framework as a differentiable learning module, and integrating this approach with our method presents an intriguing avenue for future work. Another promising direction for future research is leveraging the *personalized* dictionary learning framework proposed by [LSAKF24] to extend our approach to Explainable AI in the context of heterogeneous datasets.

**Theoretical guarantees.** To the best of our knowledge, our work is the first to establish a convergence guarantee in the setting where dictionary atoms are updated for downstream tasks. The most closely related work is [CPV24], which introduced IP-OMP. However, the connection between IP-OMP and column-orthogonal matching pursuit lacks rigor due to the presence of normalization terms (see Theorem 1), making it difficult to prove that IP-OMP minimizes the loss  $\mathcal{L}$  or  $\mathcal{L}_m$  using the optimality conditions of OMP [Tro04]. Another related approach is task-driven dictionary learning [MBP11], which establishes the differentiability of the objective function but does not provide a convergence guarantee.

## B Further Discussion

In this section, we provide further discussion on Theorem 3 and Theorem 4.

**Tolerance, Sample Size, and Convergence Speed.** Both theorems establish that the population loss converges to zero, provided that the initial dictionary estimate is within  $\frac{1}{\sqrt{k}}$  in the

column-wise  $\|\cdot\|_{1,2}$ -norm from the ground-truth dictionary  $\mathbf{D}^*$ . Assuming that a constant fraction of the queries in  $\mathbf{D}^*$  is utilized to generate each  $\mathbf{x}^h$ , i.e.,  $k = \Omega(n)$ , Theorem 4 indicates that each column of  $\mathbf{D}^*$  can be accurately recovered with a sample size of  $m = O(n)$  and a convergence rate of  $\alpha = 1 - \Omega(1)$ . Notably, the linear sample size and linear convergence rate is consistent with the best-known results in dictionary learning [AGMM15, LZFZ22].

**Sparsity Level.** It is well established in the dictionary learning literature that higher sparsity levels in ground-truth sparse codes (i.e., larger values of  $k$  in Assumption 3) present greater challenges for recovery; see [AGMM15]. Indeed, [AGMM15] asserts that sparsity levels beyond  $k = \Omega\left(\frac{n}{\log n}\right)$  rarely succeed in practice, even though several approaches have been proposed to handle cases where  $k = \Omega(n)$  [SQW16, LZFZ22]. In contrast, our results reveal that the sparsity level  $k$  plays a nuanced role when optimizing  $\mathbf{D}$  for the downstream task  $\mathcal{L}$ . On the one hand, a larger  $k$  imposes a more stringent initial error bound for both theorems. On the other hand, a larger  $k$  in Theorem 4 improves the convergence rate  $\tau$  and reduces the required sample size  $m$ . The former phenomenon is consistent with findings in dictionary learning literature, where exact support recovery becomes more feasible for sparser generative models. A high-level explanation for the latter is that a denser generative model for  $\beta$  provides each  $\mathbf{x}$  with more information, thereby expediting the training process.

## C Proof of Theorems

### C.1 Proof of Theorem 2

Our proof strategy follows two main steps:

- **Step 1:** We prove that  $\mathcal{L}(f_{\mathbf{D}^*}) = 0$ . To do so, we first derive an explicit form of  $f_{\mathbf{D}^*}$ , and then show  $\mathcal{L}(f_{\mathbf{D}^*}) = 0$  for this explicit form.
- **Step 2:** We explicitly design a column-orthogonal  $\tilde{\mathbf{D}}$  such that  $\|\tilde{\mathbf{D}} - \mathbf{D}^*\|_{1,2} \leq \epsilon$  and  $\mathcal{L}(f_{\tilde{\mathbf{D}}}) \geq \frac{2(k-1)\epsilon^2\gamma^2}{5}$ .

To streamline the presentation, we denote the  $i$ -th column of  $\mathbf{D}^*$  as  $\mathbf{d}_i^*$ . Note that  $\mathbf{d}_i^*$  is identical to  $\mathbf{v}_i$  used in the paper.

- **Step 1: Establishing  $\mathcal{L}(f_{\mathbf{D}^*}) = 0$ .** We first provide an explicit characterization of  $f_{\mathbf{D}^*}$ .

**Lemma 2.** *We have*

$$f_{\mathbf{D}^*}(\mathbf{x}, \{r_{\pi(i)}\}_{i=1}^k) = \sum_{i \in S} \langle \mathbf{d}_i^*, \mathbf{x} \rangle r_i,$$

where  $S = \{\pi(1), \pi(2), \dots, \pi(k)\}$  is the index set selected by IP-OMP applied to  $\mathbf{x}$  and  $\mathbf{D}^*$ .

Our next goal is to provide an explicit characterization of  $S$ , introduced in the above lemma.

**Lemma 3.** *For any column-orthogonal  $\mathbf{D}$ , the index set  $S = \{\pi(1), \pi(2), \dots, \pi(k)\}$  selected by IP-OMP applied to  $\mathbf{x}$  and  $\mathbf{D}$  corresponds to the indices of the top- $k$  largest values of  $\{|\langle \mathbf{d}_i, \mathbf{x} \rangle|\}_{i=1}^n$ :*

$$S = \arg \max_{T \subseteq [n], |T| \leq k} \sum_{i \in T} |\langle \mathbf{d}_i, \mathbf{x} \rangle|.$$

Moreover, if  $\mathbf{D} = \mathbf{D}^*$ , we have  $S = S^*$ , where  $S^*$  is the support of  $\beta$  defined in Theorem 2.

We defer the proofs of Lemma 2 and Lemma 3 to Appendix C.4.2 and Appendix C.4.3, respectively. Combining the above two lemmas, we obtain:

$$f_{\mathbf{D}^*}(\mathbf{x}, \{r_{\pi(i)}\}_{i=1}^k) = \sum_{i \in S} \langle \mathbf{d}_i^*, \mathbf{x} \rangle r_i, \text{ where } S = \arg \max_{T \subseteq [n], |T| \leq k} \sum_{i \in T} |\langle \mathbf{d}_i^*, \mathbf{x} \rangle|$$

Given this explicit form of  $f_{\mathbf{D}^*}$  generated by IP-OMP, we are now ready to investigate the population loss  $\mathcal{L}$  of that estimator.

For any column-column-orthogonal  $\mathbf{D}$ , one can write

$$\begin{aligned} \mathcal{L}(f_{\mathbf{D}}) &= \mathbb{E}_{\mathbf{z} \sim \mathcal{N}(\mathbf{0}, \mathbf{I}_{d \times d})} \left[ \left( \sum_{i \in S} \langle \mathbf{d}_i, \mathbf{x} \rangle r_i - \langle \mathbf{x}, \mathbf{z} \rangle \right)^2 \right] \\ &= \mathbb{E}_{\mathbf{z} \sim \mathcal{N}(\mathbf{0}, \mathbf{I}_{d \times d})} \left[ \left( \sum_{i \in S} \langle \mathbf{d}_i, \mathbf{x} \rangle \langle \mathbf{d}_i^*, \mathbf{z} \rangle - \langle \mathbf{x}, \mathbf{z} \rangle \right)^2 \right] \\ &= \mathbb{E}_{\mathbf{z} \sim \mathcal{N}(\mathbf{0}, \mathbf{I}_{d \times d})} \left[ \left( \sum_{i \in S} \langle \mathbf{d}_i^* \mathbf{d}_i^\top \mathbf{x}, \mathbf{z} \rangle - \langle \mathbf{x}, \mathbf{z} \rangle \right)^2 \right] \\ &= \mathbb{E}_{\mathbf{z} \sim \mathcal{N}(\mathbf{0}, \mathbf{I}_{d \times d})} \left[ \left( \langle \mathbf{D}_S^* \mathbf{D}_S^\top \mathbf{x}, \mathbf{z} \rangle - \langle \mathbf{x}, \mathbf{z} \rangle \right)^2 \right] \\ &= \mathbb{E}_{\mathbf{z} \sim \mathcal{N}(\mathbf{0}, \mathbf{I}_{d \times d})} \left[ \left( \langle \mathbf{D}_S^* \mathbf{D}_S^\top \mathbf{x} - \mathbf{x}, \mathbf{z} \rangle \right)^2 \right] \end{aligned} \tag{6}$$

It is easy to verify that random variable  $\langle \mathbf{D}_S^* \mathbf{D}_S^\top \mathbf{x} - \mathbf{x}, \mathbf{z} \rangle$  is distributed as  $\mathcal{N}(0, \|\mathbf{D}_S^* \mathbf{D}_S^\top \mathbf{x} - \mathbf{x}\|_2^2)$ . As a result, we can conclude that

$$\mathcal{L}(f_{\mathbf{D}}) = \|\mathbf{D}_S^* \mathbf{D}_S^\top \mathbf{x} - \mathbf{x}\|_2^2 \quad \text{for any column-orthogonal } \mathbf{D}. \tag{7}$$

Given Lemma 3, we have  $S = S^*$ . We can subsequently conclude that:

$$\mathbf{D}_S^* \mathbf{D}_S^{\top} \mathbf{x} = \mathbf{D}_{S^*}^* \mathbf{D}_{S^*}^{\top} \mathbf{x} = \mathbf{D}_{S^*}^* \mathbf{D}_{S^*}^{\top} \mathbf{D}_{S^*}^* \beta_{S^*} = \mathbf{D}_{S^*}^* \beta_{S^*} = \mathbf{x},$$

This leads to  $\mathcal{L}(f_{\mathbf{D}^*}) = \|\mathbf{D}_S^* \mathbf{D}_S^{\top} \mathbf{x} - \mathbf{x}\|_2^2 = 0$ , thereby completing the proof of our first step.

• **Step 2: Constructing  $\tilde{\mathbf{D}}$ .** Without loss of generality, let us assume  $S^* = [k]$ , where  $k$  to be even. The case where  $k$  is odd is easily proved by following the argument below and replacing  $k$  with  $k - 1$ . Consider the following explicit form for  $\tilde{\mathbf{D}}$ :

$$\begin{cases} \tilde{\mathbf{d}}_i = \cos \theta \mathbf{d}_i^* + \sin \theta \mathbf{d}_{i+k/2}^*, & 1 \leq i \leq k/2, \\ \tilde{\mathbf{d}}_{i+k/2} = -\sin \theta \mathbf{d}_i^* + \cos \theta \mathbf{d}_{i+k/2}^*, & 1 \leq i \leq k/2, \\ \tilde{\mathbf{d}}_i = \mathbf{d}_i^* & i > k, \end{cases}$$

where  $\theta$  is an angle to be determined later.

Intuitively,  $\tilde{\mathbf{D}}$  is constructed by iteratively selecting a pair of columns in  $\mathbf{D}_S^*$  and rotating them by an angle  $\theta > 0$  within the two-dimensional subspace spanned by each pair. Based on its definition, we can establish the following properties for  $\tilde{\mathbf{D}}$ :

**Lemma 4.**  $\tilde{\mathbf{D}}$  has the following properties:

- $\tilde{\mathbf{D}}$  is column-orthogonal.
- $\|\tilde{\mathbf{D}} - \mathbf{D}^*\|_{1,2} = 2 \sin \frac{\theta}{2}$ .

The proof of Lemma 4 is presented in Appendix C.4.4

Our next step is to calculate  $\mathcal{L}(f_{\tilde{\mathbf{D}}})$ . Note that  $\tilde{\mathbf{D}}$  is column-orthogonal according to Lemma 4. Therefore, according to Equation (7), we have  $\mathcal{L}(f_{\tilde{\mathbf{D}}}) = \|\mathbf{D}_S^* \tilde{\mathbf{D}}_S^\top \mathbf{x} - \mathbf{x}\|_2^2$ . According to Lemma 3, in order to obtain the index set  $S$  selected by IP-OMP applied to  $\mathbf{x}$  and  $\tilde{\mathbf{D}}$ , we need to find the indices of the top- $k$  largest values of  $|\langle \tilde{\mathbf{d}}_i, \mathbf{x} \rangle|$ . For  $1 \leq i \leq k/2$ , we have:

$$\begin{aligned} |\langle \tilde{\mathbf{d}}_i, \mathbf{x} \rangle| &= \left| \left\langle \cos \theta \mathbf{d}_i^* + \sin \theta \mathbf{d}_{i+k/2}^*, \sum_{j=1}^k \beta_j \mathbf{d}_j^* \right\rangle \right| \\ &= |\cos \theta \beta_i + \sin \theta \beta_{i+k/2}| \end{aligned}$$

Upon choosing  $\theta$  such that  $\tan \theta < \gamma/\Gamma$ , we have

$$|\cos \theta \beta_i| \geq \left| \frac{\sin \theta \gamma}{\tan \theta} \right| > |\sin \theta \Gamma| \geq |\sin \theta \beta_{i+k/2}|,$$

which guarantees that  $|\langle \tilde{\mathbf{d}}_i, \mathbf{x} \rangle| > 0$ . Similarly, for  $1 + k/2 \leq i \leq k$ , we have:

$$\begin{aligned} |\langle \tilde{\mathbf{d}}_i, \mathbf{x} \rangle| &= \left| \left\langle \cos \theta \mathbf{d}_i^* - \sin \theta \mathbf{d}_{i-k/2}^*, \sum_{j=1}^k \beta_j \mathbf{d}_j^* \right\rangle \right| \\ &= |\cos \theta \beta_i - \sin \theta \beta_{i-k/2}| \\ &> 0. \end{aligned}$$

For  $i > k$ , we have  $|\langle \tilde{\mathbf{d}}_i, \mathbf{x} \rangle| = |\langle \mathbf{d}_i^*, \mathbf{x} \rangle| = 0$ . As a result, when  $\tan \theta < \gamma/\Gamma$ , Lemma 3 guarantees that the index set selected by IP-OMP is  $S = [k] = S^*$ . Given this fact, we can calculate  $\mathcal{L}(f_{\tilde{\mathbf{D}}})$  as:

$$\begin{aligned} \mathcal{L}(f_{\tilde{\mathbf{D}}}) &= \|\mathbf{D}_S^* \tilde{\mathbf{D}}_S^\top \mathbf{x} - \mathbf{x}\|_2^2 \\ &= \|\mathbf{D}_{S^*}^* \tilde{\mathbf{D}}_{S^*}^\top \mathbf{x} - \mathbf{x}\|_2^2 \\ &= \|\mathbf{D}_{S^*}^* \tilde{\mathbf{D}}_{S^*}^\top \sum_{i=1}^k \beta_i \mathbf{d}_i^* - \sum_{i=1}^k \beta_i \mathbf{d}_i^*\|_2^2 \\ &\stackrel{(a)}{=} \left\| \sum_{i=1}^{k/2} (\cos \theta \beta_i + \sin \theta \beta_{i+k/2}) \mathbf{d}_i^* + \sum_{i=1+k/2}^k (\cos \theta \beta_i - \sin \theta \beta_{i-k/2}) \mathbf{d}_i^* - \sum_{i=1}^k \beta_i \mathbf{d}_i^* \right\|_2^2 \\ &= \left\| \sum_{i=1}^{k/2} ((\cos \theta - 1) \beta_i + \sin \theta \beta_{i+k/2}) \mathbf{d}_i^* + \sum_{i=1+k/2}^k ((\cos \theta - 1) \beta_i - \sin \theta \beta_{i-k/2}) \mathbf{d}_i^* \right\|_2^2 \\ &\stackrel{(b)}{=} \sum_{i=1}^{k/2} ((\cos \theta - 1) \beta_i + \sin \theta \beta_{i+k/2})^2 + \sum_{i=1+k/2}^k ((\cos \theta - 1) \beta_i - \sin \theta \beta_{i-k/2})^2, \end{aligned} \tag{8}$$

where (a) is based on the construction of  $\tilde{\mathbf{D}}$ , and (b) is due to the assumption that  $\mathbf{D}^*$  is column-orthogonal. When  $\sin \frac{\theta}{2} \leq \frac{1}{\sqrt{1+16\Gamma^2/\gamma^2}}$ , we have for  $1 \leq i \leq k/2$ :

$$\begin{aligned}\sin \theta &= 2 \sin \frac{\theta}{2} \cos \frac{\theta}{2} \\ &= 2 \sin \frac{\theta}{2} \sqrt{1 - \sin^2 \frac{\theta}{2}} \\ &\geq 2 \sin \frac{\theta}{2} \cdot \frac{4\Gamma}{\gamma} \frac{1}{\sqrt{1+16\Gamma^2/\gamma^2}} \\ &\geq \frac{8\Gamma}{\gamma} \sin^2 \frac{\theta}{2} \\ &= \frac{4\Gamma}{\gamma} (1 - \cos \theta),\end{aligned}$$

which leads to

$$\begin{aligned}&((\cos \theta - 1)\beta_i + \sin \theta \beta_{i+k/2})^2 \\ &= (\cos \theta - 1)^2 \beta_i^2 + 2(\cos \theta - 1) \sin \theta \beta_i \beta_{i+k/2} + \sin^2 \theta \beta_{i+k/2}^2 \\ &\geq 2(\cos \theta - 1) \sin \theta \beta_i \beta_{i+k/2} + \sin^2 \theta \beta_{i+k/2}^2 \\ &\geq -\left| \frac{\gamma}{2\Gamma} \sin^2 \theta \beta_i \beta_{i+k/2} \right| + \sin^2 \theta \beta_{i+k/2}^2 \\ &\geq \frac{1}{2} \sin^2 \theta \beta_{i+k/2}^2.\end{aligned}$$

With identical arguments, we have for  $1 + k/2 \leq i \leq k$ :

$$((\cos \theta - 1)\beta_i + \sin \theta \beta_{i-k/2})^2 \geq \frac{1}{2} \sin^2 \theta \beta_{i-k/2}^2.$$

As a result, Equation (8) reduces to:

$$\begin{aligned}\mathcal{L}(f_{\tilde{\mathbf{D}}}) &\geq \sum_{i=1}^{k/2} \frac{1}{2} \sin^2 \theta \beta_{i+k/2}^2 + \sum_{i=1+k/2}^k \frac{1}{2} \sin^2 \theta \beta_{i-k/2}^2 \\ &\geq \frac{k}{2} \sin^2 \theta \gamma^2\end{aligned}$$

Finally, we need to perform a change of variable by setting  $\epsilon = 2 \sin \frac{\theta}{2}$ . Elementary calculation gives  $\sin \theta = \frac{\epsilon \sqrt{4-\epsilon^2}}{2}$  and  $\tan \theta = \frac{\epsilon \sqrt{4-\epsilon^2}}{2-\epsilon^2}$ . When  $\epsilon < \frac{1}{2}$ , we have  $\sin \theta \geq 9\epsilon/10$  and  $\tan \theta \leq 6\epsilon/5$ . Recall that our proof requires  $\tan \theta < \gamma/\Gamma$  and  $\sin \frac{\theta}{2} \leq \frac{1}{\sqrt{1+16\Gamma^2/\gamma^2}}$ . As a result, when  $\epsilon = 2 \sin \frac{\theta}{2} \leq$

$\min\left(\frac{1}{2}, \frac{5\gamma}{6\Gamma}, \frac{1}{\sqrt{1+16\Gamma^2/\gamma^2}}\right) = \frac{1}{\sqrt{1+16\Gamma^2/\gamma^2}}$ , we have

$$\mathcal{L}(f_{\tilde{\mathbf{D}}}) - \mathcal{L}(f_{\mathbf{D}^*}) = \mathcal{L}(f_{\tilde{\mathbf{D}}}) \geq \frac{81k\epsilon^2\gamma^2}{200}.$$



As we mentioned, for an odd value of  $k$ , an analogous argument can be made to arrive at a similar bound of

$$\mathcal{L}(f_{\tilde{\mathbf{D}}}) - \mathcal{L}(f_{\mathbf{D}^*}) = \mathcal{L}(f_{\tilde{\mathbf{D}}}) \geq \frac{81(k-1)\epsilon^2\gamma^2}{200},$$

This completes the proof of Theorem 2.  $\square$

## C.2 Proof of Theorem 3

To prove the convergence of  $\mathcal{L}(\tilde{f}_{\mathbf{D}^{(t)}})$ , we use an inductive approach where at each iteration, we will subsequently prove: (1)  $\tilde{f}$  recovers the exact support  $S^*$ ; (2) gradient descent will make progress towards one of the optimal minimizers which will be explicitly defined later; (3)  $\mathcal{L}(\tilde{f}_{\mathbf{D}^{(t)}})$  will decrease linearly.

Recall that  $\mathbf{D}^{(t)} = \mathbf{D} + \Delta\mathbf{D}^{(t)}$ . The equations below rewrite Section 3 for each column  $i \in [n]$  of  $\mathbf{D}^{(t)}$ .

$$\mathbf{d}_i^{(t+0.5)} = \mathbf{d}_i^{(t)} - \eta \frac{\partial \mathcal{L}(\tilde{f}_{\mathbf{D}^{(t)}})}{\partial \mathbf{d}_i^{(t)}}, \quad (9)$$

$$\mathbf{d}_i^{(t+1)} = \arg \min_{\mathbf{d}: \|\mathbf{d} - \mathbf{d}_i^{(0)}\|_2 \leq \rho} \|\mathbf{d} - \mathbf{d}_i^{(t+0.5)}\|_2. \quad (10)$$

It is easy to verify that the above update rules are equivalent to Section 3. We will use induction to prove this theorem. In particular, define

$$A(t) : \mathcal{L}(\tilde{f}_{\mathbf{D}^{(t)}}) \leq \tau^2 \mathcal{L}(\tilde{f}_{\mathbf{D}^{(t-1)}}), \text{ where } \tau = 1 - 2\eta\|\mathbf{x}\|_2^2.$$

To prove this we define an auxiliary feature vector which will play an important role in our arguments:

$$\hat{\mathbf{d}}_i = \mathbf{d}_i^{(0)} + \frac{\beta_i - \mathbf{x}^\top \mathbf{d}_i^{(0)}}{\|\mathbf{x}\|_2^2} \mathbf{x}, \quad \forall i \in [n]. \quad (11)$$

Based on this auxiliary feature vector, we define the following event:

$$B(t) : \hat{\mathbf{d}}_i - \mathbf{d}_i^{(t)} = \frac{\beta_i - \mathbf{x}^\top \mathbf{d}_i^{(t)}}{\|\mathbf{x}\|_2^2} \mathbf{x}, \quad \forall i \in [n].$$

Now, our proof strategy is to show that, for  $t = 0, 1, \dots$ :

- $B(t)$  implies  $B(t+1)$ ,
- $B(t)$  implies  $A(t+1)$ .

This two statements combined will establish the correctness of Theorem 3. Indeed, the base case  $A(0)$  is trivially satisfied due to Equation (11).

• **Establishing**  $B(t) \implies B(t+1)$ . To begin with, we use the following lemma to show that  $\tilde{f}$  is able to find the correct support when  $\mathbf{D}^{(t)}$  is close enough to  $\mathbf{D}$ :

**Lemma 5.** For any  $\mathbf{D}$  such that  $\|\mathbf{D} - \mathbf{D}^*\|_{1,2} \leq 2\rho < \frac{\gamma}{4\sqrt{k}\Gamma}$ , we have

$$S = \arg \max_{T \subseteq [n], |T| \leq k} \sum_{i \in T} |\langle \mathbf{d}_i, \mathbf{x} \rangle| = S^*.$$

We defer the proof of Lemma 5 to Appendix C.4.5. To invoke Lemma 5, we have

$$\|\mathbf{D}^{(t)} - \mathbf{D}^*\|_{1,2} \leq \|\mathbf{D}^{(t)} - \mathbf{D}^{(0)}\|_{1,2} + \|\mathbf{D}^{(0)} - \mathbf{D}^*\|_{1,2} \leq \rho + \rho = 2\rho.$$

The bound on  $\|\mathbf{D}^{(t)} - \mathbf{D}^{(0)}\|_{1,2}$  follows from the projection step in Equation (10) while the bound on  $\|\mathbf{D}^{(0)} - \mathbf{D}^*\|_{1,2}$  follows from the initial error bound. We can then conclude that  $S = S^*$  at every iteration  $t$ , which means that Equation (9) and Equation (10) will only change  $i \in S^*$ , while for other  $i \notin S^*$ , we have  $\mathbf{d}_i^{(t+1)} = \mathbf{d}_i^{(t)}$ . This immediately implies that  $B(t)$  is trivially satisfied for  $\forall i \notin S^*$  and  $\forall t$ . Now, the goal is to show that  $B(t) \implies B(t+1)$  for  $\forall i \in S^*$ .

Based on Equation (7), we have

$$\mathcal{L}(\tilde{f}_{\mathbf{D}^{(t)}}) = \|\mathbf{D}_{S^*}^* \mathbf{D}_{S^*}^{(t)\top} \mathbf{x} - \mathbf{x}\|_2^2,$$

Subsequently, the gradient of  $\mathcal{L}$  at  $\mathbf{D}_{S^*}^{(t)}$  can be written as:

$$\begin{aligned} \frac{\partial \mathcal{L}(\tilde{f}_{\mathbf{D}^{(t)}})}{\partial \mathbf{D}_{S^*}^{(t)}} &= 2\mathbf{x} \left( \mathbf{D}_{S^*}^* \mathbf{D}_{S^*}^{(t)\top} \mathbf{x} - \mathbf{x} \right)^\top \mathbf{D}_{S^*}^* \\ &= 2\mathbf{x} \left( \mathbf{D}_{S^*}^* \mathbf{D}_{S^*}^{(t)\top} \mathbf{x} - \mathbf{D}_{S^*}^* \beta_{S^*} \right)^\top \mathbf{D}_{S^*}^* \\ &= 2\mathbf{x} \left( \mathbf{D}_{S^*}^{(t)\top} \mathbf{x} - \beta_{S^*} \right)^\top \mathbf{D}_{S^*}^{*\top} \mathbf{D}_{S^*}^* \\ &= 2\mathbf{x} \left( \mathbf{D}_{S^*}^{(t)\top} \mathbf{x} - \beta_{S^*} \right)^\top. \end{aligned}$$

For  $i \in S^*$ , we have

$$\frac{\partial \mathcal{L}(\tilde{f}_{\mathbf{D}^{(t)}})}{\partial \mathbf{d}_i^{(t)}} = 2(\mathbf{d}_i^{(t)\top} \mathbf{x} - \beta_i) \mathbf{x}.$$

This implies that:

$$\begin{aligned} \widehat{\mathbf{d}}_i - \mathbf{d}_i^{(t+0.5)} &= \widehat{\mathbf{d}}_i - \mathbf{d}_i^{(t)} + 2\eta(\mathbf{d}_i^{(t)\top} \mathbf{x} - \beta_i) \mathbf{x} \\ &\stackrel{A(t)}{=} \frac{\beta_i - \mathbf{x}^\top \mathbf{d}_i^{(t)}}{\|\mathbf{x}\|_2^2} \mathbf{x} + 2\eta(\mathbf{d}_i^{(t)\top} \mathbf{x} - \beta_i) \mathbf{x} \\ &= \frac{\beta_i - \mathbf{x}^\top \left( \mathbf{d}_i^{(t+0.5)} + 2\eta(\mathbf{d}_i^{(t)\top} \mathbf{x} - \beta_i) \mathbf{x} \right)}{\|\mathbf{x}\|_2^2} \mathbf{x} + 2\eta(\mathbf{d}_i^{(t)\top} \mathbf{x} - \beta_i) \mathbf{x} \\ &= \frac{\beta_i - \mathbf{x}^\top \mathbf{d}_i^{(t+0.5)}}{\|\mathbf{x}\|_2^2} \mathbf{x} - 2\eta(\mathbf{d}_i^{(t)\top} \mathbf{x} - \beta_i) \mathbf{x} + 2\eta(\mathbf{d}_i^{(t)\top} \mathbf{x} - \beta_i) \mathbf{x} \\ &= \frac{\beta_i - \mathbf{x}^\top \mathbf{d}_i^{(t+0.5)}}{\|\mathbf{x}\|_2^2} \mathbf{x}. \end{aligned}$$

In other words,  $B(t)$  implies  $B(t + 0.5)$ .

Suppose  $\|\mathbf{d}_i^{(t+0.5)} - \mathbf{d}_i^{(0)}\|_2 \leq \rho$ , then we have  $\mathbf{d}_i^{(t+1)} = \mathbf{d}_i^{(t+0.5)}$ , which readily implies  $B(t + 1)$ . On the other hand, if  $\|\mathbf{d}_i^{(t+0.5)} - \mathbf{d}_i^{(0)}\|_2 > \rho$ , we have:

$$\begin{aligned} \mathbf{d}_i^{(t+0.5)} - \mathbf{d}_i^{(0)} &= \left( \mathbf{d}_i^{(t+0.5)} - \widehat{\mathbf{d}}_i \right) - \left( \mathbf{d}_i^{(0)} - \widehat{\mathbf{d}}_i \right) \\ &\stackrel{A(t+0.5), A(0)}{=} - \frac{\beta_i - \mathbf{x}^\top \mathbf{d}_i^{(t+0.5)}}{\|\mathbf{x}\|_2^2} \mathbf{x} + \frac{\beta_i - \mathbf{x}^\top \mathbf{d}_i^{(0)}}{\|\mathbf{x}\|_2^2} \mathbf{x} \\ &= \frac{\mathbf{x}^\top \mathbf{d}_i^{(t+0.5)} - \mathbf{x}^\top \mathbf{d}_i^{(0)}}{\|\mathbf{x}\|_2^2} \mathbf{x}, \end{aligned} \quad (12)$$

Therefore, when  $\|\mathbf{d}_i^{(t+0.5)} - \mathbf{d}_i^{(0)}\|_2 > \rho$ , we have:

$$\begin{aligned} \mathbf{d}_i^{(t+1)} &= \arg \min_{\mathbf{d}: \|\mathbf{d} - \mathbf{d}_i^{(0)}\|_2 \leq \rho} \|\mathbf{d} - \mathbf{d}_i^{(t+0.5)}\|_2 \\ &= \mathbf{d}_i^{(0)} + \rho \frac{\mathbf{d}_i^{(t+0.5)} - \mathbf{d}_i^{(0)}}{\|\mathbf{d}_i^{(t+0.5)} - \mathbf{d}_i^{(0)}\|_2} \\ &= \mathbf{d}_i^{(0)} + \rho \operatorname{sign} \left( \mathbf{x}^\top \mathbf{d}_i^{(t+0.5)} - \mathbf{x}^\top \mathbf{d}_i^{(0)} \right) \frac{\mathbf{x}}{\|\mathbf{x}\|_2}. \end{aligned} \quad (13)$$

This in turn implies

$$\begin{aligned} &\widehat{\mathbf{d}}_i - \mathbf{d}_i^{(t+1)} \\ &= \widehat{\mathbf{d}}_i - \mathbf{d}_i^{(0)} - \rho \operatorname{sign} \left( \mathbf{x}^\top \mathbf{d}_i^{(t+0.5)} - \mathbf{x}^\top \mathbf{d}_i^{(0)} \right) \frac{\mathbf{x}}{\|\mathbf{x}\|_2} \\ &\stackrel{A(0)}{=} \frac{\beta_i - \mathbf{x}^\top \mathbf{d}_i^{(0)}}{\|\mathbf{x}\|_2^2} \mathbf{x} - \rho \operatorname{sign} \left( \mathbf{x}^\top \mathbf{d}_i^{(t+0.5)} - \mathbf{x}^\top \mathbf{d}_i^{(0)} \right) \frac{\mathbf{x}}{\|\mathbf{x}\|_2} \\ &= \frac{\beta_i - \mathbf{x}^\top \left( \mathbf{d}_i^{(t+1)} - \rho \operatorname{sign} \left( \mathbf{x}^\top \mathbf{d}_i^{(t+0.5)} - \mathbf{x}^\top \mathbf{d}_i^{(0)} \right) \frac{\mathbf{x}}{\|\mathbf{x}\|_2} \right)}{\|\mathbf{x}\|_2^2} \mathbf{x} - \rho \operatorname{sign} \left( \mathbf{x}^\top \mathbf{d}_i^{(t+0.5)} - \mathbf{x}^\top \mathbf{d}_i^{(0)} \right) \frac{\mathbf{x}}{\|\mathbf{x}\|_2} \\ &= \frac{\beta_i - \mathbf{x}^\top \mathbf{d}_i^{(t+1)}}{\|\mathbf{x}\|_2^2} \mathbf{x}, \end{aligned}$$

establishing  $B(t + 1)$ , as desired.

• **Establishing  $B(t) \implies A(t + 1)$ .** First, we establish  $\|\widehat{\mathbf{d}}_i - \mathbf{d}_i^{(t+1)}\|_2 \leq \tau \|\widehat{\mathbf{d}}_i - \mathbf{d}_i^{(t)}\|_2$ . We do so in two steps. First, we prove that  $\|\widehat{\mathbf{d}}_i - \mathbf{d}_i^{(t+0.5)}\|_2 \leq \tau \|\widehat{\mathbf{d}}_i - \mathbf{d}_i^{(t)}\|_2$ . Then, we show that  $\|\widehat{\mathbf{d}}_i - \mathbf{d}_i^{(t+1)}\|_2 \leq \|\widehat{\mathbf{d}}_i - \mathbf{d}_i^{(t+0.5)}\|_2$ .

To establish  $\|\widehat{\mathbf{d}}_i - \mathbf{d}_i^{(t+1)}\|_2 \leq \tau \|\widehat{\mathbf{d}}_i - \mathbf{d}_i^{(t)}\|_2$ , one can write:

$$\begin{aligned} \|\widehat{\mathbf{d}}_i - \mathbf{d}_i^{(t+0.5)}\|_2 &= \|\widehat{\mathbf{d}}_i - \mathbf{d}_i^{(t)} + 2\eta(\mathbf{d}_i^{(t)\top} \mathbf{x} - \beta_i)\mathbf{x}\|_2 \\ &\stackrel{A(t)}{=} \left\| \widehat{\mathbf{d}}_i - \mathbf{d}_i^{(t)} - 2\eta\|\mathbf{x}\|_2^2 \left( \widehat{\mathbf{d}}_i - \mathbf{d}_i^{(t)} \right) \right\|_2 \\ &\leq |1 - 2\eta\|\mathbf{x}\|_2^2| \|\widehat{\mathbf{d}}_i - \mathbf{d}_i^{(t)}\|_2 \\ &= \tau \|\widehat{\mathbf{d}}_i - \mathbf{d}_i^{(t)}\|_2. \end{aligned}$$

Next, we show that  $\|\widehat{\mathbf{d}}_i - \mathbf{d}_i^{(t+1)}\|_2 \leq \|\widehat{\mathbf{d}}_i - \mathbf{d}_i^{(t+0.5)}\|_2$ . To do so, we need the following elementary lemma:

**Lemma 6.** *Given a fixed vector  $\mathbf{v}$  and  $\mathbf{a} = a\mathbf{v}$ ,  $\mathbf{b} = b\mathbf{v}$ ,  $\mathbf{c} = c\mathbf{v}$ , where  $\mathbf{a}$ ,  $\mathbf{b}$  and  $\mathbf{c}$  are vectors and  $a$ ,  $b$ ,  $c$  are scalars, if  $|c| \geq |b| \geq a$  and  $bc > 0$ , we have  $\|\mathbf{c} - \mathbf{a}\|_2 \geq \|\mathbf{b} - \mathbf{a}\|_2$ .*

We will prove Lemma 6 in Appendix C.4.6. Now we invoke Lemma 6 with:

$$\begin{aligned} \mathbf{v} &= \frac{\mathbf{x}}{\|\mathbf{x}\|_2}, \\ a &= \frac{\beta_i - \mathbf{x}^\top \mathbf{d}_i^{(0)}}{\|\mathbf{x}\|_2}, \\ b &= \rho \operatorname{sign} \left( \mathbf{x}^\top \mathbf{d}_i^{(t+0.5)} - \mathbf{x}^\top \mathbf{d}_i^{(0)} \right), \\ c &= \frac{\mathbf{x}^\top \mathbf{d}_i^{(t+0.5)} - \mathbf{x}^\top \mathbf{d}_i^{(0)}}{\|\mathbf{x}\|_2}. \end{aligned}$$

Here  $bc > 0$  is given by their definition. Moreover  $|c| \geq |b|$  is established as:

$$\begin{aligned} |c| &= \left| \frac{\mathbf{x}^\top \mathbf{d}_i^{(t+0.5)} - \mathbf{x}^\top \mathbf{d}_i^{(0)}}{\|\mathbf{x}\|_2} \right| \\ &= \left\| \frac{\mathbf{x}^\top \mathbf{d}_i^{(t+0.5)} - \mathbf{x}^\top \mathbf{d}_i^{(0)}}{\|\mathbf{x}\|_2^2} \mathbf{x} \right\|_2 \\ &\stackrel{(12)}{=} \|\mathbf{d}_i^{(t+0.5)} - \mathbf{d}_i^{(0)}\|_2 \\ &\geq \rho \\ &= |b|. \end{aligned}$$

Finally,  $|b| > a$  is given by:

$$\begin{aligned} a &= \frac{\beta_i - \mathbf{x}^\top \mathbf{d}_i^{(0)}}{\|\mathbf{x}\|_2} \\ &= \frac{\mathbf{x}^\top \mathbf{d}_i^* - \mathbf{x}^\top \mathbf{d}_i^{(0)}}{\|\mathbf{x}\|_2} \\ &\leq \frac{\|\mathbf{d}_i^* - \mathbf{d}_i^{(0)}\|_2 \|\mathbf{x}\|_2}{\|\mathbf{x}\|_2} \\ &\leq \|\mathbf{D}^* - \mathbf{D}^{(0)}\|_{1,2} \\ &= \rho \\ &= |b|. \end{aligned} \tag{14}$$

Now, upon substituting these parameters in Lemma 6, we have  $\|\mathbf{c} - \mathbf{a}\|_2 \geq \|\mathbf{b} - \mathbf{a}\|_2$ , which can

be rewritten as:

$$\begin{aligned} \left\| \frac{\mathbf{x}^\top \mathbf{d}_i^{(t+0.5)} - \mathbf{x}^\top \mathbf{d}_i^{(0)}}{\|\mathbf{x}\|_2^2} \mathbf{x} - \frac{\beta_i - \mathbf{x}^\top \mathbf{d}_i^{(0)}}{\|\mathbf{x}\|_2^2} \mathbf{x} \right\|_2 &\geq \left\| \rho \operatorname{sign} \left( \mathbf{x}^\top \mathbf{d}_i^{(t+0.5)} - \mathbf{x}^\top \mathbf{d}_i^{(0)} \right) \frac{\mathbf{x}}{\|\mathbf{x}\|_2} - \frac{\beta_i - \mathbf{x}^\top \mathbf{d}_i^{(0)}}{\|\mathbf{x}\|_2^2} \mathbf{x} \right\|_2 \\ &\left\| \left( \mathbf{d}_i^{(t+0.5)} - \mathbf{d}_i^{(0)} \right) - \left( \widehat{\mathbf{d}}_i - \mathbf{d}_i^{(0)} \right) \right\|_2 \stackrel{(a)}{\geq} \left\| \left( \mathbf{d}_i^{(t+1)} - \mathbf{d}_i^{(0)} \right) - \left( \widehat{\mathbf{d}}_i - \mathbf{d}_i^{(0)} \right) \right\|_2 \\ &\|\mathbf{d}_i^{(t+0.5)} - \widehat{\mathbf{d}}_i\|_2 \geq \|\mathbf{d}_i^{(t+1)} - \widehat{\mathbf{d}}_i\|_2 \end{aligned}$$

Here inequality (a) is obtained by Equation (12), Equation (11), and Equation (13). We can now conclude that:

$$\|\mathbf{d}_i^{(t+1)} - \widehat{\mathbf{d}}_i\|_2 \leq \|\mathbf{d}_i^{(t+0.5)} - \widehat{\mathbf{d}}_i\|_2 \leq \tau \|\mathbf{d}_i^{(t)} - \widehat{\mathbf{d}}_i\|_2. \quad (15)$$

Finally, we are ready to establish  $A(t+1)$ . We rewrite  $\mathcal{L}(\tilde{f}_{\mathbf{D}^{(t)}})$  as:

$$\begin{aligned} \mathcal{L}(\tilde{f}_{\mathbf{D}^{(t)}}) &= \|\mathbf{D}_{S^*}^* \mathbf{D}_{S^*}^{(t)\top} \mathbf{x} - \mathbf{x}\|_2^2 \\ &= \|\mathbf{D}_{S^*}^* \mathbf{D}_{S^*}^{(t)\top} \mathbf{x} - \mathbf{D}_{S^*}^* \beta_{S^*}\|_2^2 \\ &= \|\mathbf{D}_{S^*}^{(t)\top} \mathbf{x} - \beta_{S^*}\|_2^2 \\ &= \sum_{i \in S^*} \left( \mathbf{x}^\top \mathbf{d}_i^{(t)} - \beta_i \right)^2 \\ &= \sum_{i \in S^*} \left\| \frac{\beta_i - \mathbf{x}^\top \mathbf{d}_i^{(t)}}{\|\mathbf{x}\|_2^2} \mathbf{x} \right\|_2^2 \|\mathbf{x}\|_2^2 \\ &\stackrel{B(t)}{=} \sum_{i \in S^*} \|\mathbf{d}_i^{(t)} - \widehat{\mathbf{d}}_i\|_2^2 \|\mathbf{x}\|_2^2 \end{aligned}$$

On the other hand,

$$\mathcal{L}(\tilde{f}_{\mathbf{D}^{(t+1)}}) = \sum_{i \in S^*} \|\mathbf{d}_i^{(t+1)} - \widehat{\mathbf{d}}_i\|_2^2 \|\mathbf{x}\|_2^2$$

can be established by identical arguments. Finally, we have

$$\mathcal{L}(\tilde{f}_{\mathbf{D}^{(t+1)}}) = \sum_{i \in S^*} \|\mathbf{d}_i^{(t+1)} - \widehat{\mathbf{d}}_i\|_2^2 \|\mathbf{x}\|_2^2 \stackrel{(15)}{\leq} \tau^2 \sum_{i \in S^*} \|\mathbf{d}_i^{(t)} - \widehat{\mathbf{d}}_i\|_2^2 \|\mathbf{x}\|_2^2 = \mathcal{L}(\tilde{f}_{\mathbf{D}^{(t)}}),$$

which is exactly  $B(t+1)$ . As a result, we have proved Theorem 3.

### C.3 Proof of Theorem 4

To prove the statements of this theorem, we first establish the convergence of  $\|\mathbf{d}_i^{(t)} - \mathbf{d}_i^*\|_2$  for every  $i \in [n]$ . Then, we provide the desired upper bound on  $\mathcal{L}_m(\tilde{f}_{\mathbf{D}^{(t)}})$  in terms of  $\|\mathbf{D}^{(t)} - \mathbf{D}^*\|_{1,2}^2$ .

We will follow the same index convention defined in Equation (9) and Equation (10), with  $\mathcal{L}$  replaced by  $\mathcal{L}_m$ . For each  $h \in [m]$ , we use  $\beta^h$  and  $S^{h^*}$  to denote the corresponding variables in Assumption 3. We define the set  $Q_i$  as the index set of  $h$  such that  $i$  is in the support of  $\beta^h$ :

$$Q_i := \left\{ h \in [m] \mid i \in S^{h^*} \right\}.$$

Given Lemma 5, we have:

$$\frac{\partial \mathcal{L}_m(\tilde{f}_{\mathcal{D}^{(t)}})}{\partial \mathbf{d}_i^{(t)}} = \frac{1}{m} \sum_{h \in Q_i} 2(\mathbf{d}_i^{(t)\top} \mathbf{x}^h - \beta_i^h) \mathbf{x}^h, \quad \forall i \in [n].$$

To ensure that  $\frac{\partial \mathcal{L}_m(\tilde{f}_{\mathcal{D}^{(t)}})}{\partial \mathbf{d}_i^{(t)}}$  is indeed aligned with  $\mathbf{d}_i^{(t)} - \mathbf{d}_i^*$ , we first need the following lemma:

**Lemma 7.** *Suppose that  $m = \Omega\left(\frac{n^6}{\sigma^2 k^5}\right)$ . With probability at least  $1 - 2 \exp\{\log n - n\} - 2 \exp\{\log n - \frac{km}{8n}\}$ , for all  $i \in [n]$ ,*

$$\begin{aligned} \frac{1}{m} \sigma_d \left( \sum_{h \in Q_i} \mathbf{x}^h \mathbf{x}^{h\top} \right) &\geq \frac{k(k-1)\sigma^2}{4n^2}, \\ \frac{1}{m} \sigma_1 \left( \sum_{h \in Q_i} \mathbf{x}^h \mathbf{x}^{h\top} \right) &\leq \frac{4k\sigma^2}{n}. \end{aligned}$$

We defer the proof of Lemma 7 to Appendix C.4.7. Now, we can bound  $\|\mathbf{d}_i^{(t+0.5)} - \mathbf{d}_i^*\|_2^2$  as:

$$\begin{aligned} \|\mathbf{d}_i^{(t+0.5)} - \mathbf{d}_i^*\|_2^2 &= \left\| \mathbf{d}_i^{(t)} - \frac{\eta}{m} \sum_{h \in Q_i} 2(\mathbf{d}_i^{(t)\top} \mathbf{x}^h - \beta_i^h) \mathbf{x}^h - \mathbf{d}_i^* \right\|_2^2 \\ &= \|\mathbf{d}_i^{(t)} - \mathbf{d}_i^*\|_2^2 - 4\eta \left\langle \mathbf{d}_i^{(t)} - \mathbf{d}_i^*, \frac{1}{m} \sum_{h \in Q_i} (\mathbf{d}_i^{(t)\top} \mathbf{x}^h - \beta_i^h) \mathbf{x}^h \right\rangle + 4\eta^2 \left\| \frac{1}{m} \sum_{h \in Q_i} (\mathbf{d}_i^{(t)\top} \mathbf{x}^h - \beta_i^h) \mathbf{x}^h \right\|_2^2. \end{aligned} \tag{16}$$

For the second term on the right hand side, we have:

$$\begin{aligned} &\left\langle \mathbf{d}_i^{(t)} - \mathbf{d}_i^*, \frac{1}{m} \sum_{h \in Q_i} (\mathbf{d}_i^{(t)\top} \mathbf{x}^h - \beta_i^h) \mathbf{x}^h \right\rangle \\ &= \left\langle \mathbf{d}_i^{(t)} - \mathbf{d}_i^*, \frac{1}{m} \sum_{h \in Q_i} (\mathbf{d}_i^{(t)\top} \mathbf{x}^h - \mathbf{d}_i^{*\top} \mathbf{x}^h) \mathbf{x}^h \right\rangle \\ &= \left\langle \mathbf{d}_i^{(t)} - \mathbf{d}_i^*, \frac{1}{m} \sum_{h \in Q_i} \mathbf{x}^h \mathbf{x}^{h\top} (\mathbf{d}_i^{(t)} - \mathbf{d}_i^*) \right\rangle \\ &\geq \frac{1}{m} \sigma_d \left( \sum_{h \in Q_i} \mathbf{x}^h \mathbf{x}^{h\top} \right) \|\mathbf{d}_i^{(t)} - \mathbf{d}_i^*\|_2^2 \\ &\stackrel{\text{Lemma 7}}{\geq} \frac{k(k-1)\sigma^2}{4n^2} \|\mathbf{d}_i^{(t)} - \mathbf{d}_i^*\|_2^2. \end{aligned}$$

For the third term on the right hand side of Equation (16), we have:

$$\begin{aligned}
& \left\| \frac{1}{m} \sum_{h \in Q_i} (\mathbf{d}_i^{(t)\top} \mathbf{x}^h - \beta_i^h) \mathbf{x}^h \right\|_2^2 \\
&= \left\| \frac{1}{m} \sum_{h \in Q_i} \mathbf{x}^h \mathbf{x}^{h\top} (\mathbf{d}_i^{(t)} - \mathbf{d}_i^*) \right\|_2^2 \\
&\leq \frac{1}{m^2} \sigma_1^2 \left( \sum_{h \in Q_i} \mathbf{x}^h \mathbf{x}^{h\top} \right) \|\mathbf{d}_i^{(t)} - \mathbf{d}_i^*\|_2^2 \\
&\stackrel{\text{Lemma 7}}{\leq} \frac{16k^2 \sigma^4}{n^2} \|\mathbf{d}_i^{(t)} - \mathbf{d}_i^*\|_2^2.
\end{aligned}$$

When  $\eta < \frac{k-1}{128k\sigma^2}$ , the above two inequalities can be combined with Equation (16) to arrive at:

$$\begin{aligned}
\|\mathbf{d}_i^{(t+0.5)} - \mathbf{d}_i^*\|_2^2 &\leq \left( 1 - \frac{k(k-1)\sigma^2}{n^2} \eta + \frac{64k^2\sigma^4}{n^2} \eta^2 \right) \|\mathbf{d}_i^{(t)} - \mathbf{d}_i^*\|_2^2 \\
&\leq \left( 1 - \frac{k(k-1)\sigma^2}{2n^2} \eta \right) \|\mathbf{d}_i^{(t)} - \mathbf{d}_i^*\|_2^2 \\
&\leq \tau^2 \|\mathbf{d}_i^{(t)} - \mathbf{d}_i^*\|_2^2.
\end{aligned} \tag{17}$$

Next, we aim to show that  $\|\mathbf{d}_i^{(t+1)} - \mathbf{d}_i^*\|_2^2 \leq \|\mathbf{d}_i^{(t+0.5)} - \mathbf{d}_i^*\|_2^2$ . Recall that:

$$\mathbf{d}_i^{(t+1)} = \arg \min_{\mathbf{d} \in D} \|\mathbf{d} - \mathbf{d}_i^{(t+0.5)}\|_2^2 \quad \text{where } D = \{\mathbf{d} : \|\mathbf{d} - \mathbf{d}_i^{(0)}\|_2 \leq \rho\}.$$

It is obvious that  $D$  is convex and  $\|\mathbf{d} - \mathbf{d}_i^{(t+0.5)}\|_2^2$  is strongly convex with respect to  $\mathbf{d}$ . As a result, first order stationary condition requires that:

$$\left\langle \nabla_{\mathbf{d}=\mathbf{d}_i^{(t+1)}} \|\mathbf{d} - \mathbf{d}_i^{(t+0.5)}\|_2^2, \tilde{\mathbf{d}} - \mathbf{d}_i^{(t+1)} \right\rangle = 2 \left\langle \mathbf{d}_i^{(t+1)} - \mathbf{d}_i^{(t+0.5)}, \tilde{\mathbf{d}} - \mathbf{d}_i^{(t+1)} \right\rangle \geq 0,$$

for any  $\tilde{\mathbf{d}} \in D$ . Given the initial error bound  $\|\mathbf{D}^{(0)} - \mathbf{D}^*\|_{1,2} \leq \rho$ , we have  $\mathbf{d}^* \in D$ , which results in:

$$\left\langle \mathbf{d}_i^{(t+1)} - \mathbf{d}_i^{(t+0.5)}, \mathbf{d}^* - \mathbf{d}_i^{(t+1)} \right\rangle \geq 0.$$

We subsequently have:

$$\begin{aligned}
& \|\mathbf{d}_i^* - \mathbf{d}_i^{(t+0.5)}\|_2^2 = \left\| \left( \mathbf{d}_i^{(t+1)} - \mathbf{d}_i^{(t+0.5)} \right) + \left( \mathbf{d}_i^* - \mathbf{d}_i^{(t+1)} \right) \right\|_2^2 \\
&= \|\mathbf{d}_i^{(t+1)} - \mathbf{d}_i^{(t+0.5)}\|_2^2 + 2 \left\langle \mathbf{d}_i^{(t+1)} - \mathbf{d}_i^{(t+0.5)}, \mathbf{d}_i^* - \mathbf{d}_i^{(t+1)} \right\rangle + \|\mathbf{d}_i^* - \mathbf{d}_i^{(t+1)}\|_2^2 \\
&\geq \|\mathbf{d}_i^* - \mathbf{d}_i^{(t+1)}\|_2^2,
\end{aligned} \tag{18}$$

where the last inequality follows from the fact that both  $\|\mathbf{d}_i^{(t+1)} - \mathbf{d}_i^{(t+0.5)}\|_2^2$  and  $\left\langle \mathbf{d}_i^{(t+1)} - \mathbf{d}_i^{(t+0.5)}, \mathbf{d}_i^* - \mathbf{d}_i^{(t+1)} \right\rangle$  are non-negative. Combining Equation (17) and Equation (18), we have

$$\|\mathbf{d}_i^{(t+1)} - \mathbf{d}_i^*\|_2^2 \leq \|\mathbf{d}_i^{(t+0.5)} - \mathbf{d}_i^*\|_2^2 \leq \tau^2 \|\mathbf{d}_i^{(t)} - \mathbf{d}_i^*\|_2^2.$$

Finally, note that

$$\|\mathbf{D}^{(t+1)} - \mathbf{D}^*\|_{1,2} = \max_{i \in [n]} \{\|\mathbf{d}_i^{(t+1)} - \mathbf{d}_i^*\|_2\} \leq \tau \max_{i \in [n]} \{\|\mathbf{d}_i^{(t)} - \mathbf{d}_i^*\|_2\} \leq \tau \|\mathbf{D}^{(t)} - \mathbf{D}^*\|_{1,2},$$

Next, we show that  $\mathcal{L}_m(\mathbf{D}^{(t)})$  is upper bounded by  $\|\mathbf{D}^{(t)} - \mathbf{D}^*\|_{1,2}$ :

$$\begin{aligned} \mathcal{L}_m(\tilde{f}_{\mathbf{D}^{(t)}}) &= \frac{1}{m} \sum_{h=1}^m \|\mathbf{D}_{S^{h*}}^* \mathbf{D}_{S^{h*}}^{(t)\top} \mathbf{x}^h - \mathbf{x}^h\|_2^2 \\ &= \frac{1}{m} \sum_{h=1}^m \|\mathbf{D}_{S^{h*}}^{(t)\top} \mathbf{x}^h - \beta_{S^{h*}}^h\|_2^2 \\ &= \frac{1}{m} \sum_{h=1}^m \sum_{i \in S^{h*}} \left( \mathbf{x}^{h\top} \mathbf{d}_i^{(t)} - \mathbf{x}^{h\top} \mathbf{d}_i^* \right)^2 \\ &\leq \frac{1}{m} \sum_{h=1}^m \sum_{i \in S^{h*}} \|\mathbf{x}^h\|_2^2 \|\mathbf{d}_i^{(t)} - \mathbf{d}_i^*\|_2^2 \\ &\leq \frac{1}{m} \sum_{h=1}^m k \|\mathbf{x}^h\|_2^2 \|\mathbf{D}^{(t)} - \mathbf{D}^*\|_{1,2}^2 \\ &= \frac{k \sum_{h=1}^m \|\mathbf{x}^h\|_2^2}{m} \|\mathbf{D}^{(t)} - \mathbf{D}^*\|_{1,2}^2. \end{aligned}$$

To complete the proof of Theorem 4, we need to examine the success probability which the above linear convergence occurs with. The only probability statement we use is Lemma 7 and we only invoke it once. So the total success probability is at least:

$$1 - 2 \exp\{\log n - n\} - 2 \exp\left\{\log n - \frac{km}{8n}\right\},$$

which is  $1 - n^{-\omega(1)}$  when  $m = \Omega\left(\frac{n^6}{\sigma^2 k^5}\right)$ . This completes the proof of Theorem 4.  $\square$

## C.4 Proof of Lemmas

### C.4.1 Proof of Lemma 1

Lemma 1 directly follows from Lemma 2 and Lemma 3.

### C.4.2 Proof of Lemma 2

We can decompose  $y$  as follows:

$$y = \langle \mathbf{x}, \mathbf{z} \rangle = \langle \Pi_{\mathbf{D}_S^*} \mathbf{x}, \mathbf{z} \rangle + \langle \Pi_{\mathbf{D}_S^*}^\perp \mathbf{x}, \mathbf{z} \rangle$$

Note that  $\mathbf{z} \sim \mathcal{N}(\mathbf{0}, \mathbf{I}_{d \times d})$ . This implies that  $\Pi_{\mathbf{D}_S^*}^\perp \mathbf{z}$  is independent of  $\Pi_{\mathbf{D}_S^*} \mathbf{z}$  [AAAA58], which in turn entails that  $\langle \Pi_{\mathbf{D}_S^*}^\perp \mathbf{x}, \mathbf{z} \rangle$  is independent of  $\langle \Pi_{\mathbf{D}_S^*} \mathbf{x}, \mathbf{z} \rangle$  and the events  $\{\langle \mathbf{d}_i^*, \mathbf{z} \rangle = r_i \quad \forall i \in S\}$ .



Therefore, we have:

$$\begin{aligned} \text{MLE}(\langle \mathbf{x}, \mathbf{z} \rangle \mid \langle \mathbf{d}_i^*, \mathbf{z} \rangle = r_i \quad \forall i \in S) &= \text{MLE} \left( \langle \Pi_{\mathbf{D}_S^*} \mathbf{x}, \mathbf{z} \rangle \mid \langle \mathbf{d}_i^*, \mathbf{z} \rangle = r_i \quad \forall i \in S \right) \\ &\quad + \text{MLE} \left( \langle \Pi_{\mathbf{D}_S^*}^\perp \mathbf{x}, \mathbf{z} \rangle \right). \end{aligned}$$

It turns out that the first term on the right hand side is deterministic:

$$\begin{aligned} \langle \Pi_{\mathbf{D}_S^*} \mathbf{x}, \mathbf{z} \rangle &= \langle \mathbf{D}_S^* \mathbf{D}_S^{*\top} \mathbf{x}, \mathbf{z} \rangle \\ &= \left\langle \sum_{i \in S} \langle \mathbf{d}_i^*, \mathbf{x} \rangle \mathbf{d}_i^*, \mathbf{z} \right\rangle \\ &= \sum_{i \in S} \langle \mathbf{d}_i^*, \mathbf{x} \rangle \langle \mathbf{d}_i^*, \mathbf{z} \rangle \\ &= \sum_{i \in S} \langle \mathbf{d}_i^*, \mathbf{x} \rangle r_i. \end{aligned}$$

For the last equality we used  $q_i = r_i$ . For the second term, we have:

$$\begin{aligned} \text{MLE} \left( \langle \Pi_{\mathbf{D}_S^*}^\perp \mathbf{x}, \mathbf{z} \rangle \right) &= \text{MLE} \left( \langle \Pi_{\mathbf{D}_S^*}^\perp \mathbf{x}, \Pi_{\mathbf{D}_S^*}^\perp \mathbf{z} \rangle \right) \\ &\stackrel{(a)}{=} 0. \end{aligned}$$

The equality (a) is due to the observation that  $\Pi_{\mathbf{D}_S^*}^\perp \mathbf{z}$  is indeed distributed as  $\mathcal{N}(\mathbf{0}, \mathbf{I}_{(d-k) \times (d-k)})$  after a simple dimensionality reduction [AAAA58]. The resulting random variable  $\langle \Pi_{\mathbf{D}_S^*}^\perp \mathbf{x}, \Pi_{\mathbf{D}_S^*}^\perp \mathbf{z} \rangle$  is distributed as  $\mathcal{N}(0, \|\Pi_{\mathbf{D}_S^*}^\perp \mathbf{x}\|_2^2)$ , leading to the equality (a). To sum up, we have

$$\text{MLE}(\langle \mathbf{x}, \mathbf{z} \rangle \mid \langle \mathbf{d}_i^*, \mathbf{z} \rangle = r_i \quad \forall i \in S) = \sum_{i \in S} \langle \mathbf{d}_i^*, \mathbf{x} \rangle r_i.$$

□

### C.4.3 Proof of Lemma 3

Let us define

$$S_k = \arg \max_{T \subseteq [n], |T| \leq k} \sum_{i \in T} |\langle \mathbf{d}_i, \mathbf{x} \rangle|.$$

We will use induction to show that  $S_k$  corresponds to the indices selected by IP-OMP after  $k$  iterations. At the first iteration, according to [CPV24], IP-OMP simply selects the index  $i = \arg \max_{j \in [n]} |\langle \mathbf{d}_j, \mathbf{x} \rangle| / \|\mathbf{d}_j\|_2 \|\mathbf{x}\|_2 = \arg \max_{j \in [n]} |\langle \mathbf{d}_j, \mathbf{x} \rangle|$ , where the second equality is due to  $\|\mathbf{d}_j\|_2 = 1$  for all  $j \in [n]$ . As a result we have  $S_1 = \{i\}$  and the base case is established.

Suppose that the statement holds for  $S_{k-1} = \arg \max_{T \subseteq [n], |T| \leq k-1} \sum_{i \in T} |\langle \mathbf{d}_i, \mathbf{x} \rangle|$ . Let  $\mathbf{D}_{S_{k-1}}$  be the submatrix of  $\mathbf{D}$  which consists of columns indexed by  $S_{k-1}$ . Then IP-OMP will select

$$i = \arg \max_{j \in [n], j \notin S_{k-1}} \frac{|\langle \Pi_{\mathbf{D}_{S_{k-1}}}^\perp \mathbf{d}_j, \Pi_{\mathbf{D}_{S_{k-1}}}^\perp \mathbf{x} \rangle|}{\|\Pi_{\mathbf{D}_{S_{k-1}}}^\perp \mathbf{d}_j\|_2 \|\Pi_{\mathbf{D}_{S_{k-1}}}^\perp \mathbf{x}\|_2}.$$

As  $\mathbf{D}$  is column-orthogonal, we have  $\Pi_{\mathbf{D}_{S_{k-1}}}^\perp \mathbf{d}_j = \mathbf{d}_j$  and  $\Pi_{\mathbf{D}_{S_{k-1}}} \mathbf{d}_j = \mathbf{0} \forall j \notin S_{k-1}$ . Therefore, for  $\forall j \notin S_{k-1}$ , we have

$$\begin{aligned} \langle \mathbf{d}_j, \mathbf{x} \rangle &= \langle \Pi_{\mathbf{D}_{S_{k-1}}}^\perp \mathbf{d}_j, \Pi_{\mathbf{D}_{S_{k-1}}}^\perp \mathbf{x} \rangle + \langle \Pi_{\mathbf{D}_{S_{k-1}}} \mathbf{d}_j, \Pi_{\mathbf{D}_{S_{k-1}}} \mathbf{x} \rangle \\ &= \langle \Pi_{\mathbf{D}_{S_{k-1}}}^\perp \mathbf{d}_j, \Pi_{\mathbf{D}_{S_{k-1}}}^\perp \mathbf{x} \rangle. \end{aligned}$$

As a result, we can rewrite the selection rule of IP-OMP as

$$\begin{aligned} i &= \arg \max_{j \in [n], j \notin S_{k-1}} \frac{|\langle \Pi_{\mathbf{D}_{S_{k-1}}}^\perp \mathbf{d}_j, \Pi_{\mathbf{D}_{S_{k-1}}}^\perp \mathbf{x} \rangle|}{\|\Pi_{\mathbf{D}_{S_{k-1}}}^\perp \mathbf{d}_j\|_2 \|\Pi_{\mathbf{D}_{S_{k-1}}}^\perp \mathbf{x}\|_2} \\ &= \arg \max_{j \in [n], j \notin S_{k-1}} \frac{|\langle \mathbf{d}_j, \mathbf{x} \rangle|}{\|\mathbf{d}_j\|_2 \|\mathbf{x}\|_2} \\ &= \arg \max_{j \in [n], j \notin S_{k-1}} |\langle \mathbf{d}_j, \mathbf{x} \rangle|. \end{aligned}$$

The last equality is due to  $\|\mathbf{d}_j\|_2 = 1$  and the fact that  $\|\mathbf{x}\|_2$  is the same for different  $j$ . This implies that, at iteration  $k$ , IP-OMP will select the index  $j \notin S_{k-1}$  with the largest  $|\langle \mathbf{d}_j, \mathbf{x} \rangle|$ , which completes the proof of our induction.

Finally, when  $\mathbf{D} = \mathbf{D}^*$ , one can verify that  $\langle \mathbf{d}_i, \mathbf{x} \rangle = \langle \mathbf{d}_i^*, \mathbf{D}^* \beta \rangle = 0$  for  $i \notin S^*$ . This implies that  $S_k = S^*$ .  $\square$

#### C.4.4 Proof of Lemma 4

To prove  $\tilde{\mathbf{D}}$  is column-orthogonal, we first observe that, for  $i \leq k$ , we have  $\|\tilde{\mathbf{d}}_i\|_2^2 = \cos^2 \theta + \sin^2 \theta = 1$ . Moreover, for any pair  $i < j \leq k/2$ , we have

$$\langle \tilde{\mathbf{d}}_i, \tilde{\mathbf{d}}_j \rangle = \langle \cos \theta \mathbf{d}_i^* + \sin \theta \mathbf{d}_{i+k/2}^*, \cos \theta \mathbf{d}_j^* + \sin \theta \mathbf{d}_{j+k/2}^* \rangle = 0,$$

which follows since  $\langle \mathbf{d}_i^*, \mathbf{d}_j^* \rangle = \langle \mathbf{d}_{i+k/2}^*, \mathbf{d}_j^* \rangle = \langle \mathbf{d}_i^*, \mathbf{d}_{j+k/2}^* \rangle = \langle \mathbf{d}_{i+k/2}^*, \mathbf{d}_{j+k/2}^* \rangle = 0$ . A similar argument can be made for any  $i < j \leq k$  and  $j \neq i + k/2$ . For any  $i \leq k$  and  $j = i + k/2$ , we have

$$\langle \tilde{\mathbf{d}}_i, \tilde{\mathbf{d}}_j \rangle = \langle \cos \theta \mathbf{d}_i^* + \sin \theta \mathbf{d}_{i+k/2}^*, -\sin \theta \mathbf{d}_i^* + \cos \theta \mathbf{d}_{i+k/2}^* \rangle = -\sin \theta \cos \theta + \sin \theta \cos \theta = 0.$$

Finally, for any  $j > i > k$  we trivially have  $\langle \tilde{\mathbf{d}}_i, \tilde{\mathbf{d}}_j \rangle = 0$ . This completes the proof of column-orthogonality of  $\tilde{\mathbf{D}}$ .

To prove the second statement, note that  $\|\tilde{\mathbf{d}}_i - \mathbf{d}_i^*\|_2 = 0$  for every  $i > k$ . Moreover, for every  $i \leq k$ , we have

$$\|\tilde{\mathbf{d}}_i - \mathbf{d}_i^*\|_2 = \|(\cos \theta - 1)\mathbf{d}_i^* + \sin \theta \mathbf{d}_{i+k/2}^*\|_2 = \sqrt{(\cos \theta - 1)^2 + \sin^2 \theta} = \sqrt{2 - 2 \cos \theta} = 2 \sin \frac{\theta}{2}.$$

This completes the proof.  $\square$

#### C.4.5 Proof of Lemma 5

The proof strategy we adopt here is similar with the proof of Lemma 3.1 in [LZFZ22]. However, we consider a different generative model in this paper, so we present the full proof for the purpose of

completeness. We will show that for  $i \in S^*$ ,  $|\langle \mathbf{d}_i, \mathbf{x} \rangle| > \gamma/2$  and for  $i \notin S^*$ ,  $|\langle \mathbf{d}_i, \mathbf{x} \rangle| < \gamma/2$ , which will immediately result in  $S = \arg \max_{T \subseteq [n], |T| \leq k} \sum_{i \in T} |\langle \mathbf{d}_i, \mathbf{x} \rangle| = S^*$ , which proves Lemma 5.

We decompose  $\langle \mathbf{d}_i, \mathbf{x} \rangle$  as:

$$\begin{aligned} \langle \mathbf{d}_i, \mathbf{x} \rangle &= \langle \mathbf{d}_i, \sum_{j \in S^*} \mathbf{d}_j^* \beta_j \rangle \\ &= \underbrace{\langle \mathbf{d}_i, \mathbf{d}_i^* \rangle \beta_i}_{:= \mathcal{A}_i} + \underbrace{\sum_{j \neq i, j \in S^*} \langle \mathbf{d}_i, \mathbf{d}_j^* \rangle \beta_j}_{:= \mathcal{B}_i} \end{aligned} \quad (19)$$

For  $\mathcal{A}_i$ , we have:

$$\mathcal{A}_i = \langle \mathbf{d}_i, \mathbf{d}_i^* \rangle \beta_i = \langle \mathbf{d}_i^*, \mathbf{d}_i^* \rangle \beta_i + \langle \mathbf{d}_i - \mathbf{d}_i^*, \mathbf{d}_i^* \rangle \beta_i = \beta_i + \langle \mathbf{d}_i - \mathbf{d}_i^*, \mathbf{d}_i^* \rangle \beta_i.$$

When  $i \in S^*$ , we have

$$\begin{aligned} |\beta_i + \langle \mathbf{d}_i - \mathbf{d}_i^*, \mathbf{d}_i^* \rangle \beta_i| &\geq (1 - \|\mathbf{d}_i - \mathbf{d}_i^*\|_2) |\beta_i| \\ &\geq (1 - \|\mathbf{D} - \mathbf{D}^*\|_{1,2}) |\beta_i| \\ &\geq (1 - 2\rho) |\beta_i|. \end{aligned}$$

Given that  $2\rho < \frac{\gamma}{4\sqrt{k}\Gamma} \leq \frac{1}{4}$ , we can conclude

$$|\mathcal{A}_i| \begin{cases} \geq \frac{3\gamma}{4} & \text{if } i \in S^* \\ = 0 & \text{if } i \notin S^* \end{cases}, \quad (20)$$

given that  $\beta_i = 0$  when  $i \notin S^*$ . For  $\mathcal{B}_i$ , we have:

$$\begin{aligned} |\mathcal{B}_i| &= \left| \sum_{j \neq i, j \in S^*} \langle \mathbf{d}_i, \mathbf{d}_j^* \rangle \beta_j \right| \\ &= \left| \sum_{j \neq i, j \in S^*} \langle \mathbf{d}_i^* + (\mathbf{d}_i - \mathbf{d}_i^*), \mathbf{d}_j^* \rangle \beta_j \right| \\ &= \left| \sum_{j \neq i, j \in S^*} \langle \mathbf{d}_i - \mathbf{d}_i^*, \mathbf{d}_j^* \rangle \beta_j \right| \\ &\leq \sum_{j \neq i, j \in S^*} \langle \|\mathbf{d}_i - \mathbf{d}_i^*\|, \|\mathbf{d}_j^*\| \rangle |\beta_j| \\ &\leq \Gamma \|\mathbf{d}_i - \mathbf{d}_i^*\|_1 \\ &\leq \sqrt{k}\Gamma \|\mathbf{d}_i - \mathbf{d}_i^*\|_2 \\ &\leq 2\sqrt{k}\Gamma\rho \\ &\leq \gamma/4 \end{aligned} \quad (21)$$

Combining Equation (20) and Equation (21), we have that for all  $i$ :

$$|\langle \mathbf{d}_i, \mathbf{x} \rangle| = |\mathcal{A}_i + \mathcal{B}_i| \begin{cases} > \frac{3\gamma}{4} - \frac{\gamma}{4} = \frac{\gamma}{2} & \text{if } i \in S^* \\ < \frac{\gamma}{4} & \text{if } i \notin S^* \end{cases}, \quad (22)$$

which proves the exact support recovery.

### C.4.6 Proof of Lemma 6

It is easy to see that  $\|\mathbf{c} - \mathbf{a}\|_2 \geq \|\mathbf{b} - \mathbf{a}\|_2$  is equivalent to  $|c - a| \geq |b - a|$ .

If  $c > 0$ , by  $bc > 0$  we must have  $b > 0$ . Then  $|c| \geq |b| \geq a$  becomes  $c \geq b \geq a$ , which gives  $|c - a| \geq |b - a|$ .

If  $c < 0$ , by  $bc > 0$  we must have  $b < 0$ . Then  $|c| \geq |b| \geq a$  becomes  $a \geq b \geq c$ , which gives  $|c - a| \geq |b - a|$  as well.

### C.4.7 Proof of Lemma 7

The proof of Lemma 7 consists of two steps:

1. We first use classic concentration inequalities from covariance estimation literature to bound  $\sigma_d$  and  $\sigma_1$  given  $|Q_i|$ .
2. Then we will show that when  $m$  is large enough, with high probability, we have  $|Q_i|$  bounded above and below.

Combining these two steps and taking the union bound will complete the proof of Lemma 7.

For the first step, we first notice that:

$$\begin{aligned} \sigma_d \left( \sum_{h \in Q_i} \mathbf{x}^h \mathbf{x}^{h\top} \right) &= \sigma_d \left( \sum_{h \in Q_i} \mathbf{D}^* \beta^h \beta^{h\top} \mathbf{D}^{*\top} \right) \\ &= \sigma_d \left( \sum_{h \in Q_i} \beta^h \beta^{h\top} \right) \end{aligned}$$

The last equation is due to the fact that  $\mathbf{D}^*$  is a full-rank orthogonal matrix. Consider the vector  $\beta^h$  for  $h \in Q_i$ . According to our generative model and the definition of  $Q_i$ , we have  $\beta_i^h \neq 0$ , and its support outside  $i$  is selected uniformly over all  $(k-1)$ -element subsets of  $[n] \setminus \{i\}$ . Each nonzero entry of  $\beta^h$  has a zero mean, variance of  $\sigma^2$ , and an absolute value bounded between  $\gamma$  and  $\Gamma$ . Therefore, its covariance matrix defined as  $\Sigma := \mathbb{E}[\beta^h \beta^{h\top}]$  is diagonal, with its  $(i, i)$ -th entry corresponding to  $\sigma^2$ , and its  $(j, j)$ -th entry (with  $j \neq i$ ) corresponding to  $\frac{(k-1)\sigma^2}{n}$ . We claim that when  $|Q_i|$  is sufficiently large,  $\sum_{h \in Q_i} \mathbf{x}^h \mathbf{x}^{h\top}$  will concentrate around  $|Q_i| \Sigma$ . Specifically, we will use the following well-established result:

**Theorem 5** ([Ver18]). *Let  $\mathbf{w}$  be a zero-mean sub-Gaussian random vector in  $\mathbb{R}^d$  with covariance matrix  $\Sigma$ , such that*

$$\|\langle \mathbf{w}, \mathbf{q} \rangle\|_{\psi_2} \leq K \left( \mathbb{E}[\langle \mathbf{w}, \mathbf{q} \rangle^2] \right)^{1/2} \quad \text{for any } \mathbf{q} \in \mathbb{R}^d,$$

*for some  $K \geq 1$ . Here  $\|\cdot\|_{\psi_2}$  denotes the sub-Gaussian norm of a random variable. Let  $\mathbf{W} \in \mathbb{R}^{d \times \widehat{m}}$  be a matrix whose columns have identical and independent distribution as  $\mathbf{w}$ . Then, for any  $u \geq 0$  and with probability at least  $1 - 2 \exp(-u)$ , we have*

$$\left\| \frac{1}{\widehat{m}} \mathbf{W} \mathbf{W}^\top - \Sigma \right\|_2 \leq CK^2 \left( \sqrt{\frac{d+u}{\widehat{m}}} + \frac{d+u}{\widehat{m}} \right) \|\Sigma\|_2$$

*for some universal constant  $C$ .*

To invoke Theorem 5, we note that  $\beta^h$  is indeed zero-mean and sub-Gaussian. Therefore, upon setting  $\mathbf{w} = \beta^h$ , we notice that for any unit-norm  $\mathbf{q}$ :

$$\|\langle \beta^h, \mathbf{q} \rangle\|_{\psi_2}^2 \leq \sum_{j=1}^d \mathbf{q}_j^2 \|\beta_j^h\|_{\psi_2}^2 \leq C_0 \sigma^2,$$

for some universal constant  $C_0$ . We also have

$$\mathbb{E} \left[ \langle \beta^h, \mathbf{q} \rangle^2 \right] = \mathbf{q}^\top \Sigma \mathbf{q} \geq \frac{(k-1)\sigma^2}{n}.$$

By setting  $K^2 = \frac{C_0 n}{k-1}$ , we can invoke Theorem 5 with  $u = n$  and conclude that, with probability at least  $1 - 2 \exp\{-n\}$ :

$$\sigma_d \left( \sum_{h \in Q_i} \beta^h \beta^{h^\top} \right) \geq |Q_i| \sigma_d(\Sigma) - \frac{Cn\sigma}{k-1} \sqrt{2n|Q_i|} = \frac{|Q_i|(k-1)\sigma^2}{n} - \frac{Cn\sigma}{k-1} \sqrt{2n|Q_i|}, \quad (23)$$

$$\sigma_1 \left( \sum_{h \in Q_i} \beta^h \beta^{h^\top} \right) \leq |Q_i| \sigma_1(\Sigma) + \frac{Cn\sigma}{k-1} \sqrt{2n|Q_i|} = |Q_i| \sigma^2 + \frac{Cn\sigma}{k-1} \sqrt{2n|Q_i|}, \quad (24)$$

for some universal constant  $C$ , which concludes the first step. Here we recall that  $d = n$  in the full-rank and orthogonal setting.

For the second step, consider one specific  $i$  from  $[n]$ . The random variable  $|Q_i|$  follows a binomial distribution with  $m$  trials and  $\frac{k}{n}$  success rate. We next recall the Chernoff bound:

**Theorem 6** ([MR96]). *Let  $X_1, X_2, \dots, X_N$  be independent Bernoulli random variables with  $\mathbb{P}(X_i = 1) = p_i$ , and let*

$$X = \sum_{i=1}^N X_i \quad \text{and} \quad \mu = \mathbb{E}[X] = \sum_{i=1}^N p_i.$$

Then for any  $0 < \delta < 1$ , we have

$$\mathbb{P}(X \leq (1 - \delta)\mu) \leq \exp\left\{-\frac{\delta^2 \mu}{2}\right\},$$

and

$$\mathbb{P}(X \geq (1 + \delta)\mu) \leq \exp\left\{-\frac{\delta^2 \mu}{2}\right\}.$$

We can then invoke Theorem 6 with  $\delta = \frac{1}{2}$  to obtain

$$\frac{km}{2n} \leq |Q_i| \leq \frac{2km}{n}, \quad (25)$$

with probability at least  $1 - 2 \exp\left\{-\frac{km}{8n}\right\}$ . Finally, by combining Equation (23) and Equation (25), we have

$$\begin{aligned} \frac{1}{m} \sigma_d \left( \sum_{h \in Q_i} \beta^h \beta^{h^\top} \right) &\geq \frac{|Q_i|(k-1)\sigma^2}{nm} - \frac{Cn\sigma}{(k-1)m} \sqrt{2n|Q_i|} \\ &\geq \frac{k(k-1)\sigma^2}{2n^2} - \frac{Cn\sigma}{(k-1)} \sqrt{\frac{4k}{m}}. \end{aligned} \quad (26)$$

When  $m \geq \frac{64C^2n^6}{\sigma^2k(k-1)^4}$ , we have

$$\frac{Cn\sigma}{(k-1)}\sqrt{\frac{4k}{m}} \leq \frac{k(k-1)\sigma^2}{4n^2},$$

which reduces Equation (26) to:

$$\frac{1}{m}\sigma_d \left( \sum_{h \in Q_i} \beta^h \beta^{h\top} \right) \geq \frac{k(k-1)\sigma^2}{2n^2} - \frac{k(k-1)\sigma^2}{4n^2} = \frac{k(k-1)\sigma^2}{4n^2}.$$

With a similar argument, we can combine Equation (24) and Equation (25) to get:

$$\frac{1}{m}\sigma_1 \left( \sum_{h \in Q_i} \beta^h \beta^{h\top} \right) \leq |Q_i|\sigma^2 + \frac{Cn\sigma}{k-1}\sqrt{2n|Q_i|} \leq \frac{4k\sigma^2}{n}.$$

Finally, we take the union bound for all  $i \in [n]$ , leading to the overall probability of  $1 - 2n \exp\{-n\} - 2n \exp\{-\frac{km}{8n}\}$ . This completes the proof.  $\square$

## D Detailed Experiments

### D.1 Experiments on Generative Model

All experiments reported in this section were performed in Python 3.9 on a MacBook Pro (14-inch, 2021) equipped with an Apple M1 Pro chip.

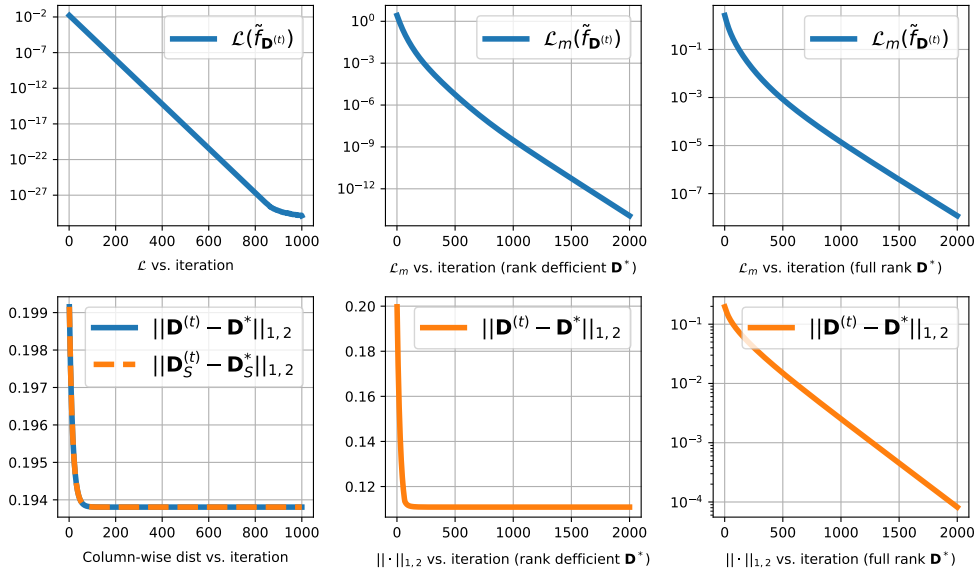


Figure 4: Results on synthetic dataset.

We generate samples according to the described generative model in Assumption 3, we construct the input data  $\mathbf{x}$  or  $\{\mathbf{x}^h\}_{h=1}^m$  by sampling each non-zero entry from a uniform distribution over the

interval  $[\gamma, \Gamma]$ . The matrix  $\mathbf{D}^*$  is chosen to be a randomly generated orthonormal matrix, and we construct  $\mathbf{D}_{\text{init}}$  by setting  $\mathbf{D}_{\text{init}} = \mathbf{D}^* + \mathbf{E}$ , where each column of  $\mathbf{E}$  is uniformly drawn from the set  $\{\mathbf{e} \mid \|\mathbf{e}\|_2 \leq \rho\}$ . For the results shown in Figure 4, we set  $d = 10$ ,  $k = 5$ ,  $\rho = 0.2$ ,  $\gamma = 0.5$ , and  $\Gamma = 1$ . The first column of Figure 4 illustrates the scenario corresponding to Theorem 3, in which only a single input feature  $\mathbf{x}$  is available. Here, we choose  $n = 8$  and  $\eta = 10^{-2}$ . The plot showing  $\mathcal{L}(\tilde{f}_{\mathbf{D}^{(t)}})$  confirms the linear convergence of the loss function to zero, in agreement with Theorem 3. However, as previously noted, this setting does not ensure exact recovery for each queried feature. Indeed, as shown in the right panel of the first row,  $\|\mathbf{D}^{(t)} - \mathbf{D}^*\|_{1,2}$  does not converge to zero. Even if we only consider columns that are activated at each iteration,  $\|\mathbf{D}_S^{(t)} - \mathbf{D}_S^*\|_{1,2}$  also remains nonzero, indicating that optimizing  $\mathcal{L}$  with a single  $\mathbf{x}$  is insufficient to recover the ground-truth dictionary  $\mathbf{D}^*$ .

In the second column of Figure 4, we apply projected gradient descent to minimize  $\mathcal{L}_m$ , as defined in Equation (5), under the assumption that  $\mathbf{D}^*$  is rank-deficient. Specifically, we set  $n = 8 < d$  and  $\eta = 10^{-1}$ . Evidently,  $\|\mathbf{D}^{(t)} - \mathbf{D}^*\|_{1,2}$  does not converge to zero because the component of  $\mathbf{D}^{(t)} - \mathbf{D}^*$  orthogonal to the column space of  $\mathbf{D}^*$  remains unaffected throughout the iterations. In contrast, the third column of Figure 4 corresponds to the setting  $n = d$ , which guarantees the full-rankness of  $\mathbf{D}^*$  is full rank. In this case,  $\|\mathbf{D}_S^{(t)} - \mathbf{D}_S^*\|_{1,2}$  converges to zero, thus supporting the conclusion of Theorem 4.

## D.2 More Details on Algorithm 2

Here we provide a detailed description for the **concept dispersion** step and the **embedding normalization and projection** step in Algorithm 2. In Algorithm 3, we present the pseudo-code for concept dispersion. The algorithm first calculates the mean concept embedding for the given  $\{\mathbf{d}_i\}_{i=1}^n$  and calculates the angle between each  $\mathbf{d}$  and the mean. Then, Algorithm 3 increases these angles by a constant factor  $r$ .

---

### Algorithm 3 Concept dispersion

---

- 1: **Input:**  $\{\mathbf{d}_i\}_{i=1}^n$ , dispersion factor  $r$ .
  - 2: Calculate the mean concept embedding  $\bar{\mathbf{d}} = \sum_{i=1}^n \mathbf{d}_i / \|\sum_{i=1}^n \mathbf{d}_i\|_2$ .
  - 3: **for** each  $\mathbf{d}_i$  **do**
  - 4:   Decompose  $\mathbf{d}_i$  as  $\mathbf{d}_i = \cos \alpha_i \bar{\mathbf{d}} + \sin \alpha_i \mathbf{e}_i$ , where  $\alpha_i \in [0, \pi/2]$ ,  $\|\mathbf{e}_i\|_2 = 1$ , and  $\mathbf{e}_i \perp \bar{\mathbf{d}}$ .
  - 5:   Calculate the dispersed query feature  $\mathbf{d}_i^{\text{new}} = \cos(r\alpha_i) \bar{\mathbf{d}} + \sin(r\alpha_i) \mathbf{e}_i$ .
  - 6:   Add  $\mathbf{d}_i^{\text{new}}$  as the  $i$ th column of  $\mathbf{D}^{\text{init}}$ .
  - 7: **end for**
  - 8: **Return**  $\mathbf{D}^{\text{init}}$ .
- 

Algorithm 4 presents the pseudo-code for the projection and normalization step in Algorithm 4.

---

**Algorithm 4** Embedding normalization and projection

---

```
1: Input: current query feature matrix  $D$ , initial query feature matrix  $D^{\text{init}}$ , and radius  $\rho$ .
2: for each query feature  $\mathbf{d}_i$  in  $D$  do
3:   Normalize  $\mathbf{d}_i$  as  $\mathbf{d}_i = \mathbf{d}_i / \|\mathbf{d}_i\|_2$ .
4:   if  $\|\mathbf{d}_i - \mathbf{d}_i^{\text{init}}\|_2 \geq \rho$  then
5:      $\mathbf{d}_i = \arg \min_{\mathbf{d}: \|\mathbf{d} - \mathbf{d}_i^{\text{init}}\|_2 \leq \rho, \|\mathbf{d}\|_2 = 1} \|\mathbf{d} - \mathbf{d}_i\|_2$ .
6:   end if
7: end for
8: Return  $D$ .
```


---

### D.3 More Experiments on Interpretability

In this section, we expand on the discussion of CCR’s interpretability from Section 4.2 by conducting a comprehensive case study across all five datasets used to evaluate CCR. For each dataset, we select three representative image-label pairs and present the ten highest-ranking concept scores on the left, alongside their corresponding weights associated with the predicted label on the right. Based on our case study, we derive several key observations:

- **Semantic correlation.** In most cases, concepts with higher concept scores exhibit a strong semantic correlation with the input images. This finding substantiates the reliability of our algorithm as an interpretable AI model. A notable example is illustrated in Figure 12 and Figure 13, where the algorithm effectively identifies the primary distinguishing features between two visually similar bird species—their coloration—leading to an accurate classification.
- **Weight distribution.** In instances where misleading elements are present in an image, certain concepts unrelated to the ground truth label may receive high concept scores. Nevertheless, the linear layer appropriately assigns a small weight to such concepts. These weights encapsulate the algorithm’s interpretation of the label, thereby rendering it comprehensible to human users. Examples of such cases include “a beak” in Figure 6, “a plow” in Figure 8, “a seagull”/“a bird” in Figure 10, “a highlighter” in Figure 14, “iridescent” in Figure 15, and “abandoned buildings”/“a sunset” in Figure 17.
- **Debugging capability for incorrect predictions.** Inevitably, our framework makes incorrect predictions for some samples. A key application of explainable AI is to help human experts understand the reasoning behind these errors. Our findings indicate that the proposed algorithm effectively captures interpretable misconceptions introduced by encoders. For instance, in Figure 18, concepts such as “a display case” and “exhibits” suggest that the primary misleading factor causing the model to predict “natural history museum” instead of the correct label “shopping mall” is the manner in which the store displays its goods. This insight is valuable for human intervention and model correction.
- **Reliance on the richness of the concept set.** The effectiveness of the algorithm is inherently influenced by the quality of the concept set, a phenomenon that aligns with the fundamental motivation behind explainable AI. As demonstrated in Figure 19, the concept set lacks distinctive features that differentiate between “bus interior” and “train interior”. Consequently, the model is unable to distinguish between these two labels.





True label: automobile  
 Predicted label: **automobile**

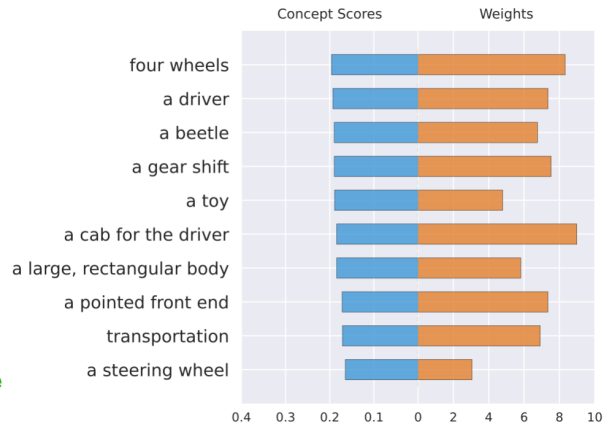



Figure 5: CIFAR-10 (a)



True label: airplane  
 Predicted label: **airplane**

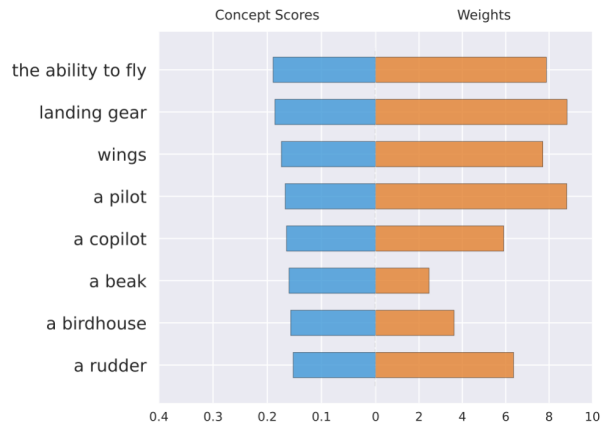



Figure 6: CIFAR-10 (b)



True label: ship  
 Predicted label: **ship**

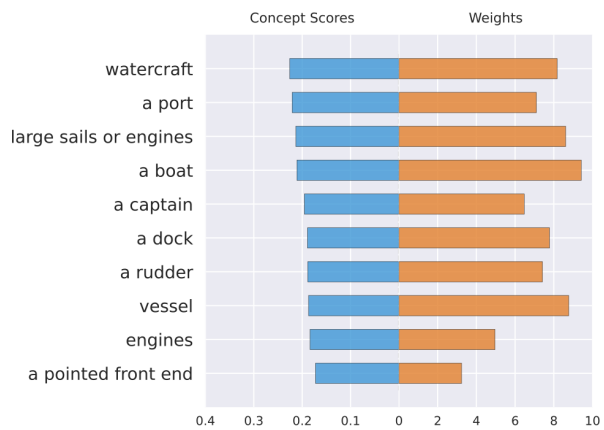


Figure 7: CIFAR-10 (c)



True label: pickup truck  
 Predicted label: pickup truck

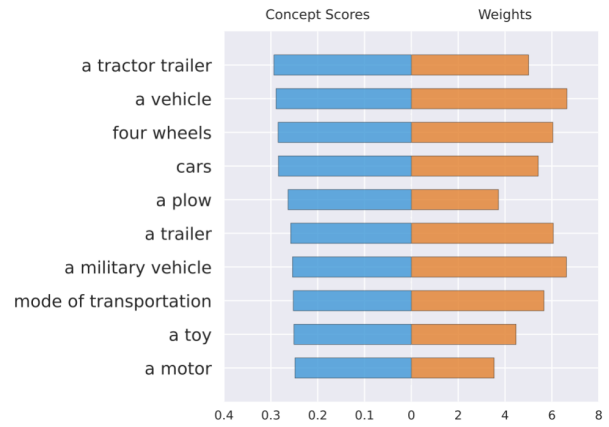



Figure 8: CIFAR-100 (a)



True label: couch  
 Predicted label: couch

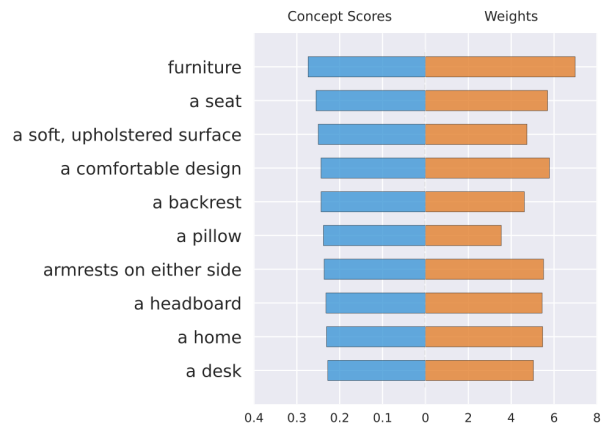



Figure 9: CIFAR-100 (b)



True label: shark  
 Predicted label: shark

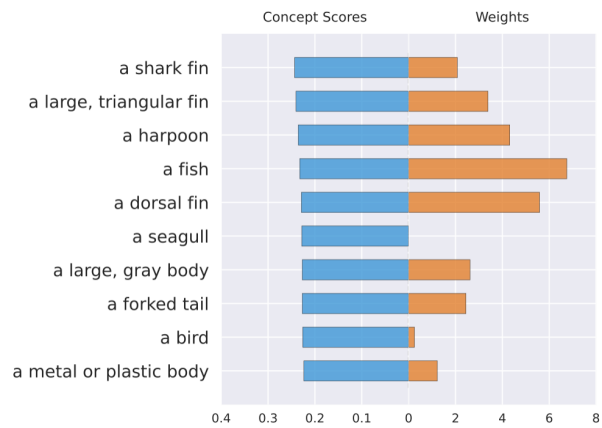


Figure 10: CIFAR-100 (c)



Figure 11: CUB-200 (a)

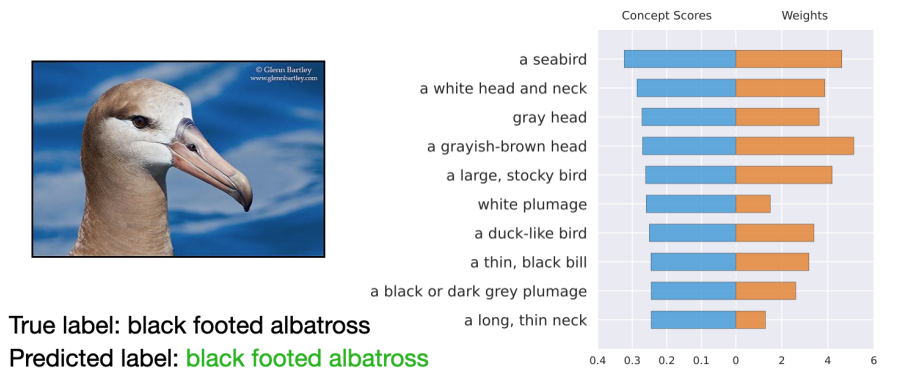


Figure 12: CUB-200 (b)

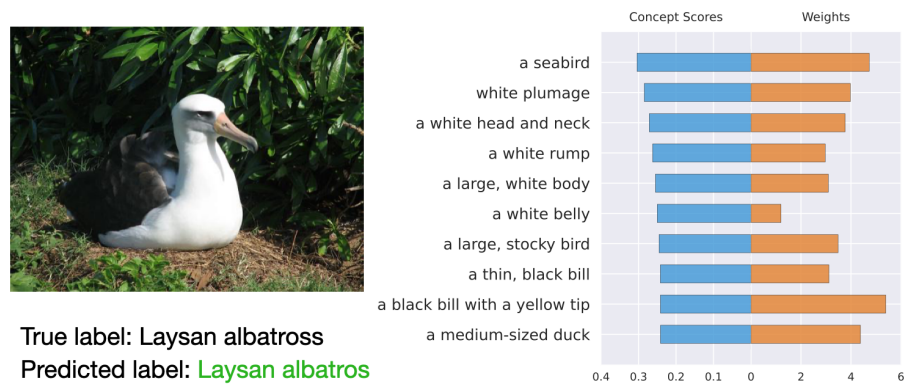
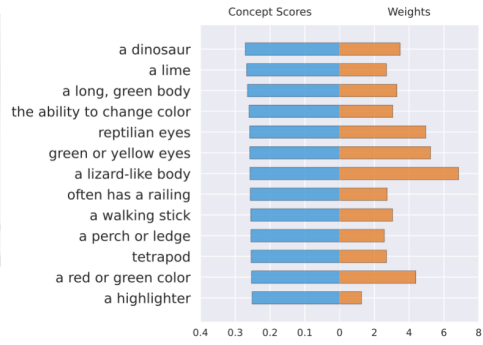
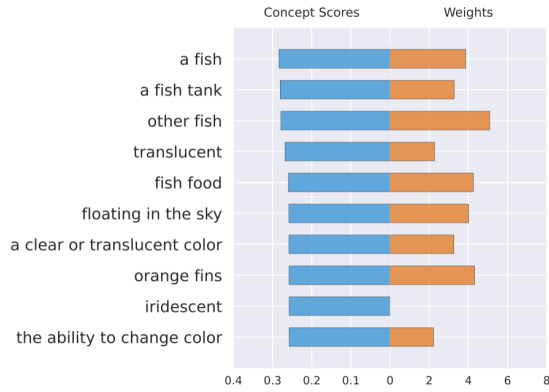


Figure 13: CUB-200 (c)



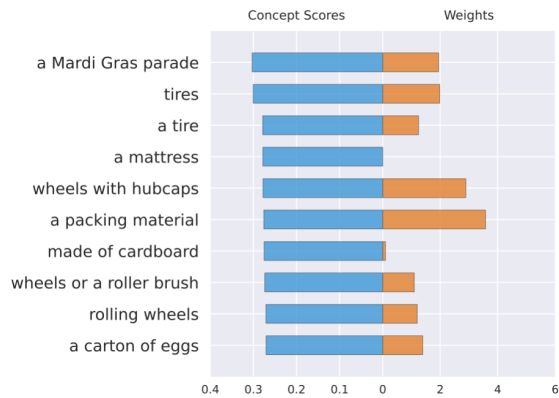
True label: African chameleon  
 Predicted label: African chameleon

Figure 14: ImageNet (a)



True label: goldfish  
 Predicted label: goldfish

Figure 15: ImageNet (b)



True label: toilet tissue  
 Predicted label: car wheel

Figure 16: ImageNet (c)



True label: campus  
 Predicted label: **campus**

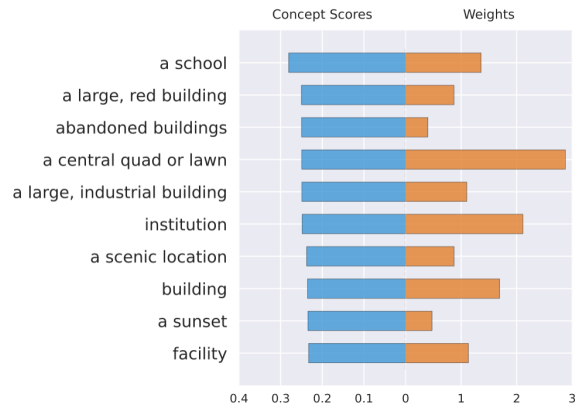


Figure 17: Places365 (a)



True label: shopping mall  
 Predicted label: **natural history museam**

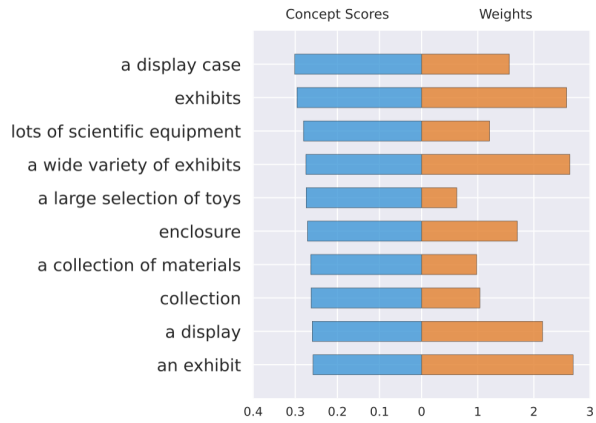


Figure 18: Places365 (b)



True label: bus interior  
 Predicted label: **train interior**

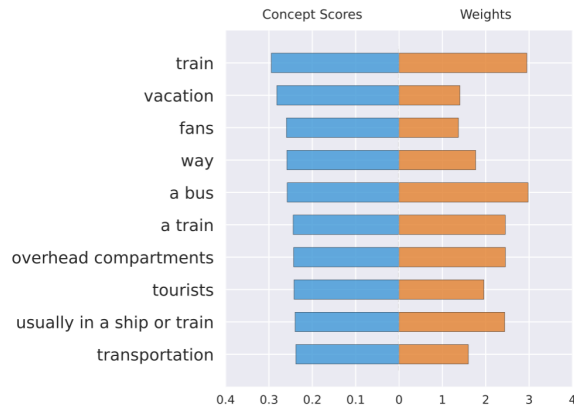


Figure 19: Places365 (c)