

AN ITERATIVE BLOCK MATRIX INVERSION (IBMI) ALGORITHM FOR SYMMETRIC POSITIVE DEFINITE MATRICES WITH APPLICATIONS TO COVARIANCE MATRICES*

ANN PATERSON [†], JENNIFER PESTANA [‡], AND VICTORITA DOLEAN [§]

Abstract. Obtaining the inverse of a large symmetric positive definite matrix $\mathcal{A} \in \mathbb{R}^{p \times p}$ is a continual challenge across many mathematical disciplines. The computational complexity associated with direct methods can be prohibitively expensive, making it infeasible to compute the inverse. In this paper, we present a novel iterative algorithm (IBMI), which is designed to approximate the inverse of a large, dense, symmetric positive definite matrix. The matrix is first partitioned into blocks, and an iterative process using block matrix inversion is repeated until the matrix approximation reaches a satisfactory level of accuracy. We demonstrate that the two-block, non-overlapping approach converges for any positive definite matrix, while numerical results provide strong evidence that the multi-block, overlapping approach also converges for such matrices.

Key words. symmetric positive definite matrix, block matrix inversion, covariance matrix

AMS subject classifications. 65F05 15A09

1. Introduction. Finding the inverse of a large, symmetric positive definite matrix is crucial in various fields such as Bayesian inference [20], computational physics [2], and medical imaging [9]. The difficulty in obtaining the inverse of a symmetric positive definite matrix $\mathcal{A} \in \mathbb{R}^{p \times p}$, where $\mathcal{H} = \mathcal{A}^{-1}$, lies in the computational expense of doing so. Direct inversion techniques, such as those based on Gaussian elimination, can require $\mathcal{O}(p^3)$ flops and have a $\mathcal{O}(p^2)$ storage cost [6, §3.11], making it infeasible to calculate the direct inverse for larger matrices. One well-known method to invert a (dense) symmetric positive definite matrix is to use the Cholesky factorisation to decompose a matrix \mathcal{A} into the product of lower triangular matrices $\mathcal{A} = \mathbf{L}\mathbf{L}^\top$. Then, \mathcal{A}^{-1} is obtained by first solving the p linear systems $\mathbf{L}\mathbf{z}_i = \mathbf{e}_i$, where \mathbf{e}_i is the i th unit vector, and then solving $\mathbf{L}^\top \mathbf{h}_i = \mathbf{z}_i$, where \mathbf{h}_i is the i th column of $\mathcal{H} = \mathcal{A}^{-1}$. These three steps to obtain \mathcal{H} can be combined into one sweep as described in [16]. Alternatively, p linear systems could be solved using a method such as the preconditioned conjugate gradient (PCG) method, which can solve large symmetric positive definite linear systems of the form $\mathcal{A}\mathbf{x} = \mathbf{b}$. For dense matrices that can be represented using a hierarchical low-rank format, with invertible diagonal blocks, it is also to approximate the entire inverse (see, e.g., [4, §2.8]).

There exist numerous methods to obtain the full (or partial) inverse of large *sparse* symmetric positive definite matrices. In 1973, Takahashi et al. derived a method for sparse matrix inversion [12], that was further analysed by Erisman and Tinney [7]. The starting point for the method is the observation that, given a symmetric, non-singular matrix $\mathcal{A} \in \mathbb{R}^{p \times p}$ and its \mathbf{LDL}^\top factorisation $\mathcal{A} = \mathbf{LDL}^\top$, the inverse

*Submitted to the editors DATE.

Funding: Ann Paterson was funded by a University of Strathclyde International Strategic Partner (ISP) Research Studentship and the National Manufacturing Institute Scotland.

[†]Department of Mathematics and Statistics, University of Strathclyde, (ann.paterson.2017@uni.strath.ac.uk,

[‡]Department of Mathematics and Statistics, University of Strathclyde, (jennifer.pestana@strath.ac.uk

[§]Department of Mathematics and Computer Science, Eindhoven University of Technology, (v.dolean.maini@tue.nl

satisfies:

$$(1.1) \quad \mathcal{H} = \mathbf{D}^{-1}\mathbf{L}^{-1} + (\mathbf{I} - \mathbf{L}^\top) \mathcal{H}.$$

The key observation is that $\mathbf{I} - \mathbf{L}^\top$ involves only the upper triangular part of \mathcal{A} . Thus, if we wish to compute elements \mathcal{H}_{ij} , $i \leq j$ in the upper triangular part of \mathcal{H} (which, since \mathcal{A} is symmetric, also computes elements \mathcal{H}_{ji} in the lower triangular part), we can work with triangular matrices only. This leads to the recursive formula:

$$(1.2) \quad h_{ij} = d_{ij}^{-1} - \sum_{k>i}^n l_{ki} h_{kj} \quad \text{for } i \leq j,$$

for elements of $\mathcal{H} = \mathcal{A}^{-1}$. By ordering \mathcal{A} so that the desired elements of \mathcal{H} will occur in its lower-right corner, we can compute these desired elements with fewer computations. The computational cost also depends on the sparsity of \mathbf{L} , since we may find that many $l_{ik} = 0$. We note that Rue and Martino [1] generalise the Takahashi recurrences to enable them to compute the marginal variances for Gaussian Markov random fields (GMRFs) with additional constraints.

Other algorithms based on Gaussian elimination for finding a partial inverse of a sparse symmetric matrix include the Selinv [13] and the FIND algorithm [2], which were developed to solve the non-equilibrium Green's function to calculate electron densities. The Selinv method exploits the block structure of each supernode in a left-looking supernodal \mathbf{LDL}^\top factorisation to compute selected elements of \mathcal{H} . The FIND algorithm can be used to compute diagonal elements of the inverse of a symmetric matrix, using a factorisation based on a bottom-up \mathbf{LU} factorisation after appropriate reordering by nested dissection.

Obtaining the covariance matrix from its inverse, also known as the precision matrix, is a well-known challenge within multivariate statistics. The covariance matrix is a dense symmetric positive definite matrix $\mathcal{H} \in \mathbb{R}^{p \times p}$, unlike its inverse, the precision matrix, $\mathcal{A} \in \mathbb{R}^{p \times p}$ which is often sparse. If only the diagonal of \mathcal{H} is required, Hutchinson's stochastic estimator [11] can be applied:

$$(1.3) \quad \text{diag}(\mathcal{H}) \approx \left[\sum_{k=1}^K \mathbf{z}_k \odot \mathcal{H} \mathbf{z}_k \right] \oslash \left[\sum_{k=1}^K \mathbf{z}_k \odot \mathbf{z}_k \right],$$

where elements of the random vectors \mathbf{z}_k , for $k \in \{1, \dots, K\}$, take the value 1 or -1 with equal probability. Here, \odot represents element-wise multiplication (the Hadamard product) of the vectors and \oslash represents their element-wise division.

The full covariance matrix $\mathcal{H} = \mathcal{A}^{-1} \in \mathbb{R}^{p \times p}$ can be approximated using a Monte Carlo method that first computes N_s samples $\mathbf{z}_k \sim \mathcal{N}(0, \mathcal{A}^{-1})$, $k = 1, \dots, N_s$, using, e.g., the approaches in [5, 14, 15]. These samples are then used to form the Monte Carlo estimator mentioned in [15], which has the standard Monte Carlo convergence rate of $\mathcal{O}(N_s^{-\frac{1}{2}})$:

$$(1.4) \quad \hat{\mathcal{H}}_{\text{MC}} = \frac{1}{N_s} \sum_{j=1}^{N_s} \mathbf{z}^j \mathbf{z}^{j\top} = \frac{1}{N_s} \mathbf{Z} \mathbf{Z}^\top, \quad \mathbf{Z} = [\mathbf{z}_1, \mathbf{z}_2, \dots, \mathbf{z}_{N_s}].$$

In 2018, Sidén et al. [17] developed three Rao-Blackwellized Monte Carlo (RBMC) estimators for approximating elements of \mathcal{H} that improve on (1.4) by combining it with the Law of Total Variance. One of these, the Block RBMC estimator, approximates a principal sub-matrix of \mathcal{H} . The block estimator requires two sets \mathcal{I} , and \mathcal{I}^c that partition the row/column indices of $\in \mathbb{R}^{p \times p}$, i.e., $\mathcal{I} \cup \mathcal{I}^c = \{1, \dots, p\}$, $\mathcal{I} \cap \mathcal{I}^c = \emptyset$. The matrix $\hat{\mathcal{H}}_{\mathcal{I}}$ is then defined to be the principal sub-matrix of the approximate inverse, corresponding to the elements in the rows and columns indexed in the set \mathcal{I} . The block RBMC estimator is then defined as:

$$(1.5) \quad \hat{\mathcal{H}}_{\mathcal{I}} \approx \mathcal{A}_{\mathcal{I}}^{-1} + \frac{1}{N_s} \mathcal{A}_{\mathcal{I}}^{-1} \mathcal{A}_{\mathcal{I}, \mathcal{I}^c} \mathbf{Z}_{\mathcal{I}^c} (\mathbf{Z}_{\mathcal{I}^c})^\top (\mathcal{A}_{\mathcal{I}, \mathcal{I}^c})^\top \mathcal{A}_{\mathcal{I}}^{-1}.$$

As for the simple Monte Carlo estimator (1.4), here N_s is the number of Gaussian samples $\mathbf{z}_k \sim \mathcal{N}(0, \mathcal{A}^{-1})$, while $\mathbf{Z}_{\mathcal{I}^c}$ represents the sub-matrix of \mathbf{Z} in (1.4) formed from the rows indexed by \mathcal{I}^c . When $|\mathcal{I}| = 1$, the Block RBMC estimator becomes the simple RBMC estimator described in [17], which can compute one marginal variance. The authors also describe an iterative interface method based on the Block RBMC estimator in [17], that can more accurately approximate the diagonal of \mathcal{H} than Hutchison’s estimator in (1.3) but at a higher computational cost. The iterative interface method is designed to compute selected elements of the covariance matrix, but it cannot approximate all elements of \mathcal{H} simultaneously [17, §3.2.2].

Zhumekenov et al., [20] presented an alternative method of selected inversion for spatio-temporal Gaussian Markov random fields (GMRFs) which includes recovering the marginal variances starting from the precision matrix. Their method is a hybrid approach, taking inspiration from the RBMC estimators from Sidén et al. [17], and Krylov subspace methods, which are becoming increasingly popular for solving large linear systems in multivariate statistics.

1.1. Main Contributions. The existing literature provides numerous methods for computing selected elements of the inverse of a symmetric positive definite matrix. However, there is still a notable gap of approaches which can accurately and efficiently approximate a **full** inverse, as current methods are not able to accurately approximate all the off-diagonal elements. In this paper, we introduce the following contributions, which aim to reduce this gap.

- **Novel iterative block matrix inversion algorithm (IBMI).** We advance the current literature by proposing a novel block matrix inversion algorithm, designed to efficiently approximate the *whole* inverse of a dense symmetric positive definite matrix. Using the Block RBMC estimator as a starting point, we establish a link between (1.5) and block matrix inversion. A breakdown of how the algorithm iteratively updates the approximated inverse through block matrix inversion will be provided. Notably, our algorithm achieves an accurate approximation of the inverse not only for the principal sub-matrices, but also for the off-diagonal elements, addressing a significant limitation with current methods.
- **Analysed convergence, cost, and error bound.** When \mathcal{A} is partitioned into two non-intersecting sets, the algorithm is guaranteed to converge for any symmetric positive definite matrix \mathcal{A} . This has been shown both theoretically and numerically, and a bound is derived for the error after each iteration. When the algorithm is generalised to the multi-block overlapping case, numerical results show that the algorithm can also converge. Additionally, we show that Algorithm 2.1 can outperform direct methods such as

MATLAB's inversion function (`inv`). This advantage is further explored in the breakdown of the cost of the algorithm, where we show when the algorithm converges in one iteration it can outperform direct methods in terms of complexity.

- **Applications.** The algorithm is applicable to any symmetric positive definite matrix. However, we choose to focus on covariance matrices when performing numerical experiments. This was motivated by the abundance of applications that require the inverse of a covariance matrix, known as the precision matrix, in multivariate statistics and data science e.g., Gaussian process regression [3, §2]. A lot of the literature reviewed in section 1 focussed on the (partial) inversion of sparse symmetric positive definite matrices. The IBMI algorithm is a novel method which can obtain the inverse of both sparse and *dense* symmetric positive definite matrices.

The paper is structured as follows; section 2 details the novel iterative block matrix inversion algorithm. The convergence of the IBMI algorithm is proven in section 3 and the computational cost is discussed in section 4. Numerical results in section 5 will confirm theoretical findings and illustrate the performance of the IBMI algorithm on cases not covered by the theory. Finally, a discussion will conclude the paper in section 6.

2. An Iterative Algorithm for Matrix Inversion. The motivation for, and development of, the iterative block matrix inversion algorithm (IBMI) will be detailed in this section. We first start by making the link between the Block RBMC estimator in (1.5) and block matrix inversion. Details of the IBMI algorithm will then be given, first for the simplest partitioning – the two-block, non-overlapping case – and then for the multi-block overlapping case.

2.1. Link between the RBMC Estimator and Block Matrix Inversion.

It will now be demonstrated that the Block RBMC estimator in (1.5) can also be obtained by approximate block matrix inversion. To do so, we first recall the two index sets, \mathcal{I} and \mathcal{I}^c , from (1.5) that partition the row/column indices of $\mathcal{A} \in \mathbb{R}^{p \times p}$, and that satisfy $\mathcal{I} \cup \mathcal{I}^c = \{1, \dots, p\}$, $\mathcal{I} \cap \mathcal{I}^c = \emptyset$. Then, we permute the matrix $\mathcal{A} \in \mathbb{R}^{p \times p}$ so that the rows and columns corresponding to indices in \mathcal{I} appear first, and then partition this permuted matrix $\mathcal{P}\mathcal{A}\mathcal{P}^\top$ as:

$$(2.1) \quad \mathcal{P}\mathcal{A}\mathcal{P}^\top = \begin{bmatrix} \mathcal{A}_{\mathcal{I}} & \mathcal{A}_{\mathcal{I},\mathcal{I}^c} \\ \mathcal{A}_{\mathcal{I}^c,\mathcal{I}} & \mathcal{A}_{\mathcal{I}^c} \end{bmatrix}, \quad \text{where } \mathcal{I} \cup \mathcal{I}^c = \{1, \dots, p\}.$$

The matrix $\mathcal{A}_{\mathcal{I}}$ has rows and columns indexed by \mathcal{I} , $\mathcal{A}_{\mathcal{I}^c}$ has rows and columns indexed by \mathcal{I}^c , $\mathcal{A}_{\mathcal{I},\mathcal{I}^c}$ has rows indexed by \mathcal{I} and columns by \mathcal{I}^c and $\mathcal{A}_{\mathcal{I}^c,\mathcal{I}} = \mathcal{A}_{\mathcal{I},\mathcal{I}^c}^\top$. Then, the well known block matrix inversion formula (see, e.g., [19, pg.19]) gives:

$$(2.2) \quad \begin{aligned} \mathcal{P}\mathcal{A}^{-1}\mathcal{P}^\top &= \begin{bmatrix} \mathcal{A}_{\mathcal{I}}^{-1} + \mathcal{A}_{\mathcal{I}}^{-1} \mathcal{A}_{\mathcal{I},\mathcal{I}^c} \mathcal{H}_{\mathcal{I}^c} (\mathcal{A}_{\mathcal{I},\mathcal{I}^c})^\top \mathcal{A}_{\mathcal{I}}^{-1} & -\mathcal{A}_{\mathcal{I}}^{-1} \mathcal{A}_{\mathcal{I},\mathcal{I}^c} \mathcal{H}_{\mathcal{I}^c} \\ -\mathcal{H}_{\mathcal{I}^c} (\mathcal{A}_{\mathcal{I},\mathcal{I}^c})^\top \mathcal{A}_{\mathcal{I}}^{-1} & \mathcal{H}_{\mathcal{I}^c} \end{bmatrix} \\ &= \begin{bmatrix} \mathcal{H}_{\mathcal{I}} & \mathcal{H}_{\mathcal{I},\mathcal{I}^c} \\ \mathcal{H}_{\mathcal{I}^c,\mathcal{I}} & \mathcal{H}_{\mathcal{I}^c} \end{bmatrix} \\ &= \mathcal{P}\mathcal{H}\mathcal{P}^\top, \end{aligned}$$

where $\mathcal{H}_{\mathcal{I}^c} = (\mathcal{A}_{\mathcal{I}^c} - (\mathcal{A}_{\mathcal{I},\mathcal{I}^c})^\top \mathcal{A}_{\mathcal{I}}^{-1} \mathcal{A}_{\mathcal{I},\mathcal{I}^c})^{-1}$ is the inverse of the Schur complement. Inverse permutations can then be applied to recover $\mathcal{H} = \mathcal{A}^{-1}$. A link can now be

made with the Block RBMC estimator, as the top left principal sub-matrix in (2.2) looks almost equal to the Block RBMC estimator (1.5), which can be rewritten as:

$$\hat{\mathcal{H}}_{\mathcal{I}} \approx \mathcal{A}_{\mathcal{I}}^{-1} + \mathcal{A}_{\mathcal{I}}^{-1} \mathcal{A}_{\mathcal{I}, \mathcal{I}^c} \tilde{\mathcal{H}}_{\mathcal{I}^c} \mathcal{A}_{\mathcal{I}^c, \mathcal{I}} \mathcal{A}_{\mathcal{I}}^{-1} \approx \mathcal{H}_{\mathcal{I}}, \quad \tilde{\mathcal{H}}_{\mathcal{I}^c} = \frac{1}{N_s} \mathbf{Z}_{\mathcal{I}^c} (\mathbf{Z}_{\mathcal{I}^c})^\top.$$

Thus, by approximating the inverse of the Schur complement $\tilde{\mathcal{H}}_{\mathcal{I}^c}$, an approximation of the top left principal sub-matrix $\hat{\mathcal{H}}_{\mathcal{I}}$, can be obtained. Crucially, approximations to the off-diagonal sub-matrices of the first matrix in (2.2) can also be obtained without additional computations (because $\mathcal{A}_{\mathcal{I}}^{-1} \mathcal{A}_{\mathcal{I}, \mathcal{I}^c} \tilde{\mathcal{H}}_{\mathcal{I}^c}$ is required to compute $\hat{\mathcal{H}}_{\mathcal{I}}$) and an approximation of the complete matrix $\tilde{\mathcal{H}}$ can be obtained. The resulting approximated matrix $\tilde{\mathcal{H}}$ is:

$$(2.3) \quad \mathcal{P} \tilde{\mathcal{H}} \mathcal{P}^\top = \begin{bmatrix} \mathcal{A}_{\mathcal{I}}^{-1} + \mathcal{A}_{\mathcal{I}}^{-1} \mathcal{A}_{\mathcal{I}, \mathcal{I}^c} \tilde{\mathcal{H}}_{\mathcal{I}^c} \mathcal{A}_{\mathcal{I}^c, \mathcal{I}} \mathcal{A}_{\mathcal{I}}^{-1} & -\mathcal{A}_{\mathcal{I}}^{-1} \mathcal{A}_{\mathcal{I}, \mathcal{I}^c} \tilde{\mathcal{H}}_{\mathcal{I}^c} \\ -\tilde{\mathcal{H}}_{\mathcal{I}^c} \mathcal{A}_{\mathcal{I}^c, \mathcal{I}} \mathcal{A}_{\mathcal{I}}^{-1} & \tilde{\mathcal{H}}_{\mathcal{I}^c} \end{bmatrix}.$$

The Monte Carlo estimator in (1.4) could be used for the Schur complement approximation $\tilde{\mathcal{H}}_{\mathcal{I}^c}$, but this is certainly not the only choice. Other possible choices for the initial guess will be discussed at the end of subsection 2.2.

The Two-Block Non-Overlapping Case

Numerical evidence suggests the approximation in (2.3) may not be very accurate, as $|\tilde{\mathcal{H}}_{ij} - \mathcal{H}_{ij}|$ $i, j = 1, \dots, p$, may be large when $|i - j|$ is large, i.e., elements in the off-diagonal blocks may be poorly approximated. To measure this initial approximation, symmetric positive definite matrices were generated using the RBF covariance kernel (given in Table 1, discussed in section 5) and the error of the first approximation was recorded using the error estimate in Appendix A. The smallest matrix, of dimension $p = 2^6$, had an error of 0.856886. As the dimension of the matrix increased, the error increased linearly, and the largest matrix, of dimension $p = 2^{14}$, had an error of 20.9872. This trend was consistent with other matrices tested.

This initial approximation can be improved by iteratively updating the matrix, as we describe in this section. The key idea involves choosing different sets of indices for \mathcal{I} , and applying the block matrix inversion formula in (2.3) using elements of the most recently computed $\tilde{\mathcal{H}}$ to approximate $\tilde{\mathcal{H}}_{\mathcal{I}^c}$.

For simplicity, the two-block non-overlapping case for a matrix $\mathcal{A} \in \mathbb{R}^{p \times p}$ will be discussed here. In this case, two non-intersecting sets, \mathcal{I}_1 and \mathcal{I}_2 , are introduced, where $\mathcal{I}_1 \cup \mathcal{I}_2 = \{1, 2, \dots, p\}$, $\mathcal{I}_1 \cap \mathcal{I}_2 = \emptyset$. At each iteration, denoted $r = 1, 2, \dots$, we cycle through these two sets, with the current set indicated by $k \in \{1, 2\}$. The notation $\tilde{\mathcal{H}}^{(r, k)}$ is used to keep count of the iteration and set, r and k , when updating the approximated matrix $\tilde{\mathcal{H}}$. Additionally, permutation matrices are denoted by $\mathcal{P}_k \in \mathbb{R}^{p \times p}$, where \mathcal{P}_k permutes the rows of a matrix so that those indexed by elements of \mathcal{I}_k appear before those indexed by elements of \mathcal{I}_k^c .

Iteration 1, Set 1 We first set the iteration index $r = 1$. Then, the set index $k = 1$ is used to determine \mathcal{I} in (2.3), i.e., we let $\mathcal{I} = \mathcal{I}_1$ and $\mathcal{I}^c = \mathcal{I}_1^c$. An initial guess is made for the inverse of the Schur complement, $\tilde{\mathcal{H}}_{\mathcal{I}^c}^{(0, 1)}$, and is substituted into (2.3)

to give the first approximation:

$$(2.4) \quad \begin{aligned} \mathcal{P}_1 \tilde{\mathcal{H}}_{\mathcal{I}_1}^{(1,1)} \mathcal{P}_1^\top &= \begin{bmatrix} \mathcal{A}_{\mathcal{I}_1}^{-1} + \mathcal{A}_{\mathcal{I}_1}^{-1} \mathcal{A}_{\mathcal{I}_1, \mathcal{I}_1^c} \boxed{\tilde{\mathcal{H}}_{\mathcal{I}_1^c}^{(0,1)}} \mathcal{A}_{\mathcal{I}_1^c, \mathcal{I}_1} \mathcal{A}_{\mathcal{I}_1}^{-1} & -\mathcal{A}_{\mathcal{I}_1}^{-1} \mathcal{A}_{\mathcal{I}_1, \mathcal{I}_1^c} \boxed{\tilde{\mathcal{H}}_{\mathcal{I}_1^c}^{(0,1)}} \\ -\boxed{\tilde{\mathcal{H}}_{\mathcal{I}_1^c}^{(0,1)}} \mathcal{A}_{\mathcal{I}_1^c, \mathcal{I}_1} \mathcal{A}_{\mathcal{I}_1}^{-1} & \boxed{\tilde{\mathcal{H}}_{\mathcal{I}_1^c}^{(0,1)}} \end{bmatrix} \\ &= \begin{bmatrix} \tilde{\mathcal{H}}_{\mathcal{I}_1}^{(1,1)} & \tilde{\mathcal{H}}_{\mathcal{I}_1, \mathcal{I}_1^c}^{(1,1)} \\ \tilde{\mathcal{H}}_{\mathcal{I}_1^c, \mathcal{I}_1}^{(1,1)} & \tilde{\mathcal{H}}_{\mathcal{I}_1^c}^{(0,1)} \end{bmatrix}. \end{aligned}$$

Note that having just two, non-overlapping sets leads to the special case where $\mathcal{I}_1^c = \mathcal{I}_2$, and vice versa. Hence, $\mathcal{A}_{\mathcal{I}_1} \equiv \mathcal{A}_{\mathcal{I}_2^c}$ and $\mathcal{A}_{\mathcal{I}_2} \equiv \mathcal{A}_{\mathcal{I}_1^c}$. Therefore $\mathcal{P}_1 \tilde{\mathcal{H}}_{\mathcal{I}_1}^{(1,1)} \mathcal{P}_1^\top$, can be re-written as:

$$\mathcal{P}_1 \tilde{\mathcal{H}}_{\mathcal{I}_1}^{(1,1)} \mathcal{P}_1^\top = \begin{bmatrix} \tilde{\mathcal{H}}_{\mathcal{I}_1}^{(1,1)} & \tilde{\mathcal{H}}_{\mathcal{I}_1, \mathcal{I}_2}^{(1,1)} \\ \tilde{\mathcal{H}}_{\mathcal{I}_2, \mathcal{I}_1}^{(1,1)} & \tilde{\mathcal{H}}_{\mathcal{I}_2}^{(0,1)} \end{bmatrix}.$$

Iteration 1, Set 2

Now, set $k = 2$, so that $\mathcal{I} = \mathcal{I}_2$ and $\mathcal{I}^c = \mathcal{I}_2^c = \mathcal{I}_1$ in (2.3). Then, an updated approximation of the matrix \mathcal{H} is obtained from (2.3) and the permutation matrix $\mathcal{P}_2 \in \mathbb{R}^{p \times p}$. However, instead of using the initial guess, $\tilde{\mathcal{H}}_{\mathcal{I}_2}^{(0,1)}$, as an approximation of the inverse of the Schur complement, as in the previous approximation, we set $\tilde{\mathcal{H}}_{\mathcal{I}_2^c} = \tilde{\mathcal{H}}_{\mathcal{I}_1}^{(1,1)}$ in (2.3). The updated matrix approximation using \mathcal{I}_2 is then

$$(2.5) \quad \begin{aligned} \mathcal{P}_2 \tilde{\mathcal{H}}_{\mathcal{I}_2}^{(1,2)} \mathcal{P}_2^\top &= \begin{bmatrix} \mathcal{A}_{\mathcal{I}_2}^{-1} + \mathcal{A}_{\mathcal{I}_2}^{-1} \mathcal{A}_{\mathcal{I}_2, \mathcal{I}_2^c} \boxed{\tilde{\mathcal{H}}_{\mathcal{I}_1}^{(1,1)}} \mathcal{A}_{\mathcal{I}_2^c, \mathcal{I}_2} \mathcal{A}_{\mathcal{I}_2}^{-1} & -\mathcal{A}_{\mathcal{I}_2}^{-1} \mathcal{A}_{\mathcal{I}_2, \mathcal{I}_2^c} \boxed{\tilde{\mathcal{H}}_{\mathcal{I}_1}^{(1,1)}} \\ -\boxed{\tilde{\mathcal{H}}_{\mathcal{I}_1}^{(1,1)}} \mathcal{A}_{\mathcal{I}_2^c, \mathcal{I}_2} \mathcal{A}_{\mathcal{I}_2}^{-1} & \boxed{\tilde{\mathcal{H}}_{\mathcal{I}_1}^{(1,1)}} \end{bmatrix} \\ &= \begin{bmatrix} \tilde{\mathcal{H}}_{\mathcal{I}_2}^{(1,2)} & \tilde{\mathcal{H}}_{\mathcal{I}_2, \mathcal{I}_1}^{(1,2)} \\ \tilde{\mathcal{H}}_{\mathcal{I}_1, \mathcal{I}_2}^{(1,2)} & \tilde{\mathcal{H}}_{\mathcal{I}_1}^{(1,1)} \end{bmatrix}. \end{aligned}$$

This completes one full iteration, as both sets have been used to update the approximate inverse $\tilde{\mathcal{H}}$. This iterative process then continues by incrementing r and iterating through the index sets $k = 1, 2$ as described above. In each case, the matrix $\tilde{\mathcal{H}}_{\mathcal{I}^c}$ in (2.3) is obtained from the most recently computed approximation of $\tilde{\mathcal{H}}$. For example, at the next step after (2.5), with $r = 2$ and $k = 1$, the principal sub-matrix $\tilde{\mathcal{H}}_{\mathcal{I}_2}^{(1,2)}$ would be retained when calculating $\tilde{\mathcal{H}}^{(2,1)}$, as we would set $\tilde{\mathcal{H}}_{\mathcal{I}_1^c}^{(2,1)} = \tilde{\mathcal{H}}_{\mathcal{I}_2}^{(1,2)}$.

In general,

$$(2.6) \quad \begin{aligned} \mathcal{P}_1 \tilde{\mathcal{H}}_{\mathcal{I}_1}^{(r,1)} \mathcal{P}_1^\top &= \begin{bmatrix} \mathcal{A}_{\mathcal{I}_1}^{-1} + \mathcal{A}_{\mathcal{I}_1}^{-1} \mathcal{A}_{\mathcal{I}_1, \mathcal{I}_1^c} \tilde{\mathcal{H}}_{\mathcal{I}_1^c}^{(r-1,1)} \mathcal{A}_{\mathcal{I}_1^c, \mathcal{I}_1} \mathcal{A}_{\mathcal{I}_1}^{-1} & -\mathcal{A}_{\mathcal{I}_1}^{-1} \mathcal{A}_{\mathcal{I}_1, \mathcal{I}_1^c} \tilde{\mathcal{H}}_{\mathcal{I}_1^c}^{(r-1,1)} \\ -\tilde{\mathcal{H}}_{\mathcal{I}_1^c}^{(r-1,1)} \mathcal{A}_{\mathcal{I}_1^c, \mathcal{I}_1} \mathcal{A}_{\mathcal{I}_1}^{-1} & \tilde{\mathcal{H}}_{\mathcal{I}_1^c}^{(r-1,1)} \end{bmatrix} \\ &= \begin{bmatrix} \tilde{\mathcal{H}}_{\mathcal{I}_1}^{(r,1)} & \tilde{\mathcal{H}}_{\mathcal{I}_1, \mathcal{I}_1^c}^{(r,1)} \\ \tilde{\mathcal{H}}_{\mathcal{I}_1^c, \mathcal{I}_1}^{(r,1)} & \tilde{\mathcal{H}}_{\mathcal{I}_1^c}^{(r-1,1)} \end{bmatrix} \end{aligned}$$

and

$$(2.7) \quad \mathcal{P}_2 \tilde{\mathcal{H}}_{\mathcal{I}_2}^{(r,2)} \mathcal{P}_2^\top = \begin{bmatrix} \mathcal{A}_{\mathcal{I}_2}^{-1} + \mathcal{A}_{\mathcal{I}_2}^{-1} \mathcal{A}_{\mathcal{I}_2, \mathcal{I}_2^c} \tilde{\mathcal{H}}_{\mathcal{I}_1}^{(r,1)} & \mathcal{A}_{\mathcal{I}_2^c, \mathcal{I}_2} \mathcal{A}_{\mathcal{I}_2}^{-1} & -\mathcal{A}_{\mathcal{I}_2}^{-1} \mathcal{A}_{\mathcal{I}_2, \mathcal{I}_2^c} \tilde{\mathcal{H}}_{\mathcal{I}_1}^{(r,1)} \\ -\tilde{\mathcal{H}}_{\mathcal{I}_1}^{(r,1)} \mathcal{A}_{\mathcal{I}_2^c, \mathcal{I}_2} \mathcal{A}_{\mathcal{I}_2}^{-1} & \tilde{\mathcal{H}}_{\mathcal{I}_1}^{(r,1)} & \tilde{\mathcal{H}}_{\mathcal{I}_1}^{(r,1)} \end{bmatrix} \\ = \begin{bmatrix} \tilde{\mathcal{H}}_{\mathcal{I}_2}^{(r,2)} & \tilde{\mathcal{H}}_{\mathcal{I}_2, \mathcal{I}_1}^{(r,2)} \\ \tilde{\mathcal{H}}_{\mathcal{I}_1, \mathcal{I}_2}^{(r,2)} & \tilde{\mathcal{H}}_{\mathcal{I}_1}^{(r,1)} \end{bmatrix}.$$

Before presenting the full novel iterative block matrix inversion algorithm, we first generalise the two-block, non-overlapping case to the multi-block overlapping case. Introducing multiple blocks is essential when handling large matrices, while overlap significantly improves the convergence rate by facilitating faster transfer of information between the blocks. The full IBMI algorithm will then be presented before we remark on the choice of initial guess.

The Multi-Block, Overlapping Case

For larger matrices, $\mathcal{A}_{\mathcal{I}_1}$ and $\mathcal{A}_{\mathcal{I}_2}$ are too large to efficiently invert in (2.3). The two-block case can be generalised to multiple blocks by partitioning the diagonal using multiple sets \mathcal{I}_k for $k = 1, \dots, K$.

$$\mathcal{A} = \begin{bmatrix} \mathcal{A}_{\mathcal{I}_1} & \cdot & \cdot & \cdot \\ \cdot & \mathcal{A}_{\mathcal{I}_2} & \cdot & \cdot \\ \cdot & \cdot & \ddots & \vdots \\ \cdot & \cdot & \dots & \mathcal{A}_{\mathcal{I}_K} \end{bmatrix}.$$

When using multiple sets, the blocks $\mathcal{A}_{\mathcal{I}_k}$ are smaller and can be inverted much faster. At every iteration we cycle through $k = 1, \dots, K$. For each value of k we set $\mathcal{I} = \mathcal{I}_k$, and $\mathcal{I}^c = \{1, \dots, p\} \setminus \mathcal{I}_k$ in the approximate block matrix inversion formula (2.3), always using the most recently computed approximation to define $\tilde{\mathcal{H}}_{\mathcal{I}^c}$. For example, if $K = 4$ non-overlapping sets are used, we partition \mathcal{A} as in (2.8). When $k = 1$, we let $\mathcal{I} = \mathcal{I}_1$ and $\mathcal{I}^c = \mathcal{I}_2 \cup \mathcal{I}_3 \cup \mathcal{I}_4$. A visual representation of this partitioning into the 2×2 structure, which is needed in (2.3) for block matrix inversion, is given below, with dots representing off-diagonal block matrices.

$$(2.8) \quad \mathcal{A} = \begin{array}{|c|c|c|c|} \hline \mathcal{A}_{\mathcal{I}_1} & \cdot & \cdot & \cdot \\ \hline \cdot & \mathcal{A}_{\mathcal{I}_2} & \cdot & \cdot \\ \hline \cdot & \cdot & \mathcal{A}_{\mathcal{I}_3} & \cdot \\ \hline \cdot & \cdot & \cdot & \mathcal{A}_{\mathcal{I}_4} \\ \hline \end{array}, \quad \mathcal{P}_1 \mathcal{A}_{\mathcal{I}_1} \mathcal{P}_1^\top = \begin{array}{|c|c|} \hline \mathcal{A}_{\mathcal{I}_1} & \cdot \\ \hline \cdot & \mathcal{A}_{\mathcal{I}^c} \\ \hline \end{array}.$$

Next, we set $k = 2$ and let $\mathcal{I} = \mathcal{I}_2$ and $\mathcal{I}^c = \mathcal{I}_1 \cup \mathcal{I}_3 \cup \mathcal{I}_4$. We continue in this manner until all $K = 4$ sets are used for \mathcal{I} in (2.3) to complete the first iteration.

Overlap between the blocks is also introduced to speed up the convergence of the IBMI algorithm. The four-block partitioning with overlap is shown in (2.9). Here, $\mathcal{I} = \mathcal{I}_1$ and $\mathcal{I} = \{1, \dots, p\} \setminus \mathcal{I}_1$. The set \mathcal{I} captures the elements in \mathcal{I}_2 that are not included in \mathcal{I}_1 , (i.e., the elements of \mathcal{I}_2 that are not in the overlap) as well all elements in the remaining sets, namely \mathcal{I}_3 and \mathcal{I}_4 . As for the non-overlapping case, a visual representation of the resulting partitioning into the 2×2 structure for (2.3) is given in (2.10). A similar process is then repeated for the other three sets, \mathcal{I}_2 , \mathcal{I}_3 and \mathcal{I}_4 , to complete one iteration.

$$(2.9) \quad \mathcal{A} = \begin{array}{|c|c|c|c|c|c|c|} \hline \cdot & \cdot & \cdot & \cdot & \cdot & \cdot & \cdot \\ \cdot & \mathcal{A}_{\mathcal{I}_1} & \cdot & \cdot & \cdot & \cdot & \cdot \\ \hline \cdot & \cdot & \cdot & \cdot & \cdot & \cdot & \cdot \\ \cdot & \cdot & \mathcal{A}_{\mathcal{I}_2} & \cdot & \cdot & \cdot & \cdot \\ \cdot & \cdot & \cdot & \cdot & \cdot & \cdot & \cdot \\ \cdot & \cdot & \cdot & \mathcal{A}_{\mathcal{I}_3} & \cdot & \cdot & \cdot \\ \cdot & \cdot & \cdot & \cdot & \cdot & \cdot & \cdot \\ \cdot & \cdot & \cdot & \cdot & \mathcal{A}_{\mathcal{I}_4} & \cdot & \cdot \\ \hline \end{array},$$

$$(2.10) \quad \mathcal{P}_1 \mathcal{A}_{\mathcal{I}_1} \mathcal{P}_1^\top = \begin{array}{|c|c|} \hline \cdot & \cdot & \cdot & \cdot & \cdot & \cdot & \cdot \\ \cdot & \mathcal{A}_{\mathcal{I}_1} & \cdot & \cdot & \cdot & \cdot & \cdot \\ \hline \cdot & \cdot & \cdot & \cdot & \cdot & \cdot & \cdot \\ \cdot & \cdot & \cdot & \cdot & \mathcal{A}_{\mathcal{I}_1^c} & \cdot & \cdot \\ \cdot & \cdot & \cdot & \cdot & \cdot & \cdot & \cdot \\ \cdot & \cdot & \cdot & \cdot & \cdot & \cdot & \cdot \\ \hline \end{array}.$$

In this section, we presented the IBMI algorithm for the particular case of two non-overlapping blocks. We then described the generalisation to the case of multiple, overlapping blocks. In the next section, we give the full IBMI algorithm for this general case, and discuss the choice of initial guess.

2.2. Iterative Block Matrix Inversion (IBMI) Algorithm. The full iterative block matrix inversion algorithm is given in [Algorithm 2.1](#), which can be applied for \mathcal{I}_k sets for $k = 1, \dots, K$. The algorithm will produce a final matrix $\tilde{\mathcal{H}}_{\text{final}}$ from the matrix \mathcal{A} and will also return the number of iterations r taken to reach the desired tolerance level set by the user. The error estimate used in the stopping condition in [Algorithm 2.1](#) is further detailed in [Appendix A](#), but alternative stopping conditions could be implemented.

We end this section by remarking on the choice of the initial guess for [Algorithm 2.1](#). In our experiments, we take $\tilde{\mathcal{H}}_{\mathcal{I}_1^c}^{(0,1)}$ to be the identity matrix of the appropriate dimension. This initial guess still produces an accurate approximation $\tilde{\mathcal{H}}$ of $\mathcal{H} = \mathcal{A}^{-1}$ and we find that [Algorithm 2.1](#) converges within a small number of iterations for our test matrices (see [section 5](#)). However, any symmetric positive definite approximation of $\tilde{\mathcal{H}}_{\mathcal{I}_1^c}$ can be used as an initial guess. For example, the Monte Carlo estimators in [\(1.4\)](#) or the diagonal matrix obtained from Hutchinson's estimator [\(1.3\)](#) could be used in statistical applications.

3. Convergence of the IBMI algorithm. In this section, the convergence of [Algorithm 2.1](#) will be examined for the particular case of two non-overlapping blocks (cf. [subsection 2.1](#)). In this case, the diagonal blocks of the symmetric positive definite matrix \mathcal{A} are defined by the non-intersecting sets \mathcal{I}_1 and \mathcal{I}_2 . Recall that in this case $\mathcal{I}_1^c = \mathcal{I}_2$ and $\mathcal{I}_2^c = \mathcal{I}_1$. The first step will be to show that the error at the r th iteration is related to the error in the initial guess.

Algorithm 2.1 Iterative Block Matrix Inversion (IBMI) Algorithm

Inputs: \mathcal{A} , tol , \mathcal{I}_k for $k = 1, \dots, K$, initial approximation $\tilde{\mathcal{H}}_{\mathcal{I}_1^c}^{(0,1)}$ of $\mathcal{H}_{\mathcal{I}_1^c}$ in (2.3).

While error $< \text{tol}$

for $k = 1 : K$ **do**

 Determine \mathcal{I}_k^c .

if $k = 1$ **then**

 Get $\tilde{\mathcal{H}}_{\mathcal{I}_k^c}^{(r,k)}$ from $\tilde{\mathcal{H}}^{(r-1,K)}$.

else

 Get $\tilde{\mathcal{H}}_{\mathcal{I}_k^c}^{(r,k)}$ from $\tilde{\mathcal{H}}^{(r,k-1)}$.

end if

 Use $\tilde{\mathcal{H}}_{\mathcal{I}_k^c}^{(r,k)}$ and \mathcal{A} in the block matrix inversion equation (2.3).

 Obtain updated approximation $\tilde{\mathcal{H}}^{(r,k)} = \begin{bmatrix} \tilde{\mathcal{H}}_{\mathcal{I}_k}^{(r,k)} & \tilde{\mathcal{H}}_{\mathcal{I}_k, \mathcal{I}_k^c}^{(r,k)} \\ \tilde{\mathcal{H}}_{\mathcal{I}_k^c, \mathcal{I}_k}^{(r,k)} & \tilde{\mathcal{H}}_{\mathcal{I}_k^c}^{(r,k)} \end{bmatrix}$.

end for

 Compute error estimate.

Return: $\tilde{\mathcal{H}}_{\text{final}} = \tilde{\mathcal{H}}^{(r,K)}$ and number of iterations r .

LEMMA 3.1. *Let $\mathcal{A} \in \mathbb{R}^{p \times p}$ be a symmetric positive definite matrix with inverse \mathcal{H} , and let \mathcal{I}_1 and \mathcal{I}_2 be index sets such that $\mathcal{I}_1 \cup \mathcal{I}_2 = \{1, 2, \dots, p\}$, $\mathcal{I}_1 \cap \mathcal{I}_2 = \emptyset$. Let $\mathcal{H}_{\mathcal{I}_2}$ be the sub-matrix formed from the rows and columns of \mathcal{H} indexed by \mathcal{I}_2 , and let $\tilde{\mathcal{H}}_{\mathcal{I}_2}^{(r,2)}$ be the approximation of this matrix after r complete iterations of [Algorithm 2.1](#). Then the error $\tilde{\mathcal{H}}_{\mathcal{I}_2}^{(r,2)} - \mathcal{H}_{\mathcal{I}_2}$ at iteration r satisfies,*

$$(3.1) \quad \tilde{\mathcal{H}}_{\mathcal{I}_2}^{(r,2)} - \mathcal{H}_{\mathcal{I}_2} = (\mathcal{A}_{\mathcal{I}_2}^{-1} \mathcal{A}_{\mathcal{I}_2, \mathcal{I}_2^c} \mathcal{A}_{\mathcal{I}_1}^{-1} \mathcal{A}_{\mathcal{I}_1, \mathcal{I}_2})^{(r)} \left[\tilde{\mathcal{H}}_{\mathcal{I}_2}^{(0,2)} - \mathcal{H}_{\mathcal{I}_2} \right] (\mathcal{A}_{\mathcal{I}_2, \mathcal{I}_1} \mathcal{A}_{\mathcal{I}_1}^{-1} \mathcal{A}_{\mathcal{I}_1, \mathcal{I}_2} \mathcal{A}_{\mathcal{I}_2}^{-1})^{(r)}.$$

Proof. To begin, we see from (2.6) that the upper diagonal block of the approximation, $\tilde{\mathcal{H}}_{\mathcal{I}_1}^{(r,1)}$, at iteration r is:

$$\tilde{\mathcal{H}}_{\mathcal{I}_1}^{(r,1)} = \mathcal{A}_{\mathcal{I}_1}^{-1} + \mathcal{A}_{\mathcal{I}_1}^{-1} \mathcal{A}_{\mathcal{I}_1, \mathcal{I}_2} \tilde{\mathcal{H}}_{\mathcal{I}_2}^{(r-1,2)} \mathcal{A}_{\mathcal{I}_2, \mathcal{I}_1} \mathcal{A}_{\mathcal{I}_1}^{-1}.$$

This approximation is then used to update $\tilde{\mathcal{H}}_{\mathcal{I}_2}^{(r,2)}$ using (2.7) to give

$$(3.2) \quad \begin{aligned} \tilde{\mathcal{H}}_{\mathcal{I}_2}^{(r,2)} &= \mathcal{A}_{\mathcal{I}_2}^{-1} + \mathcal{A}_{\mathcal{I}_2}^{-1} \mathcal{A}_{\mathcal{I}_2, \mathcal{I}_1} \tilde{\mathcal{H}}_{\mathcal{I}_1}^{(r,1)} \mathcal{A}_{\mathcal{I}_1, \mathcal{I}_2} \mathcal{A}_{\mathcal{I}_2}^{-1} \\ &= \mathcal{A}_{\mathcal{I}_2}^{-1} + \mathcal{A}_{\mathcal{I}_2}^{-1} \mathcal{A}_{\mathcal{I}_2, \mathcal{I}_1} \left[\mathcal{A}_{\mathcal{I}_1}^{-1} + \mathcal{A}_{\mathcal{I}_1}^{-1} \mathcal{A}_{\mathcal{I}_1, \mathcal{I}_2} \tilde{\mathcal{H}}_{\mathcal{I}_2}^{(r-1,2)} \mathcal{A}_{\mathcal{I}_2, \mathcal{I}_1} \mathcal{A}_{\mathcal{I}_1}^{-1} \right] \mathcal{A}_{\mathcal{I}_1, \mathcal{I}_2} \mathcal{A}_{\mathcal{I}_2}^{-1}. \end{aligned}$$

The exact Schur complement satisfies the same recurrence, since in this case (2.3) reduces to (2.2). Hence,

$$(3.3) \quad \begin{aligned} \mathcal{H}_{\mathcal{I}_2} &= \mathcal{A}_{\mathcal{I}_2}^{-1} + \mathcal{A}_{\mathcal{I}_2}^{-1} \mathcal{A}_{\mathcal{I}_2, \mathcal{I}_1} \mathcal{H}_{\mathcal{I}_1} \mathcal{A}_{\mathcal{I}_1, \mathcal{I}_2} \mathcal{A}_{\mathcal{I}_2}^{-1} \\ &= \mathcal{A}_{\mathcal{I}_2}^{-1} + \mathcal{A}_{\mathcal{I}_2}^{-1} \mathcal{A}_{\mathcal{I}_2, \mathcal{I}_1} \left[\mathcal{A}_{\mathcal{I}_1}^{-1} + \mathcal{A}_{\mathcal{I}_1}^{-1} \mathcal{A}_{\mathcal{I}_1, \mathcal{I}_2} \mathcal{H}_{\mathcal{I}_2} \mathcal{A}_{\mathcal{I}_2, \mathcal{I}_1} \mathcal{A}_{\mathcal{I}_1}^{-1} \right] \mathcal{A}_{\mathcal{I}_1, \mathcal{I}_2} \mathcal{A}_{\mathcal{I}_2}^{-1}, \end{aligned}$$

where $\mathcal{H}_{\mathcal{I}_2} = (\mathcal{A}_{\mathcal{I}_2} - \mathcal{A}_{\mathcal{I}_2, \mathcal{I}_1} \mathcal{A}_{\mathcal{I}_1}^{-1} \mathcal{A}_{\mathcal{I}_1, \mathcal{I}_2})^{-1}$. It then follows from (3.2) and (3.3) that

$$\tilde{\mathcal{H}}_{\mathcal{I}_2}^{(r,2)} - \mathcal{H}_{\mathcal{I}_2} = \mathcal{A}_{\mathcal{I}_2}^{-1} \mathcal{A}_{\mathcal{I}_2, \mathcal{I}_1} \mathcal{A}_{\mathcal{I}_1}^{-1} \mathcal{A}_{\mathcal{I}_1, \mathcal{I}_2} \left[\tilde{\mathcal{H}}_{\mathcal{I}_2}^{(r-1,2)} - \mathcal{H}_{\mathcal{I}_2} \right] \mathcal{A}_{\mathcal{I}_2, \mathcal{I}_1} \mathcal{A}_{\mathcal{I}_1}^{-1} \mathcal{A}_{\mathcal{I}_1, \mathcal{I}_2} \mathcal{A}_{\mathcal{I}_2}^{-1}.$$

By induction, on the iteration r , we obtain the result. \square

[Lemma 3.1](#) can now be used to bound the error in the iterative block matrix inversion algorithm ([Algorithm 2.1](#)), as we now show.

THEOREM 3.2. *Let $\mathcal{A} \in \mathbb{R}^{p \times p}$ be a symmetric positive definite matrix with inverse \mathcal{H} , and let \mathcal{I}_1 and \mathcal{I}_2 be index sets such that $\mathcal{I}_1 \cup \mathcal{I}_2 = \{1, 2, \dots, p\}$, $\mathcal{I}_1 \cap \mathcal{I}_2 = \emptyset$. Let $\mathcal{H}_{\mathcal{I}_2}$ be the sub-matrix formed from the rows and columns of \mathcal{H} indexed by \mathcal{I}_2 , and let $\tilde{\mathcal{H}}_{\mathcal{I}_2}^{(r,2)}$ be the approximation of this matrix after r complete iterations of [Algorithm 2.1](#) with sets \mathcal{I}_1 and \mathcal{I}_2 . Then, the error in $\tilde{\mathcal{H}}_{\mathcal{I}_2}^{(r,2)}$ can be bounded by,*

$$(3.4) \quad \left\| \tilde{\mathcal{H}}_{\mathcal{I}_2}^{(r,2)} - \mathcal{H}_{\mathcal{I}_2} \right\|_2 \leq \left\| (\mathcal{A}_{\mathcal{I}_2}^{-1} \mathcal{A}_{\mathcal{I}_2, \mathcal{I}_1} \mathcal{A}_{\mathcal{I}_1}^{-1} \mathcal{A}_{\mathcal{I}_1, \mathcal{I}_2}) \right\|_2^{2r} \left\| \tilde{\mathcal{H}}_{\mathcal{I}_2}^{(0,2)} - \mathcal{H}_{\mathcal{I}_2} \right\|_2.$$

Moreover, the iterative method will converge for any symmetric positive definite initial guess $\tilde{\mathcal{H}}_{\mathcal{I}_2}^{(0,2)}$.

Proof. Our goal will be to bound the norm of $\mathcal{H}_{\mathcal{I}_2} - \tilde{\mathcal{H}}_{\mathcal{I}_2}^{(r,2)}$, i.e., the error, after r iterations, of the approximation to $\mathcal{H}_{\mathcal{I}_2}$. Taking 2-norms of [\(3.1\)](#) shows that

$$\begin{aligned} \left\| \tilde{\mathcal{H}}_{\mathcal{I}_2}^{(r,2)} - \mathcal{H}_{\mathcal{I}_2} \right\|_2 &= \left\| (\mathcal{A}_{\mathcal{I}_2}^{-1} \mathcal{A}_{\mathcal{I}_2, \mathcal{I}_1} \mathcal{A}_{\mathcal{I}_1}^{-1} \mathcal{A}_{\mathcal{I}_1, \mathcal{I}_2})^{(r)} \left[\tilde{\mathcal{H}}_{\mathcal{I}_2}^{(0,2)} - \mathcal{H}_{\mathcal{I}_2} \right] (\mathcal{A}_{\mathcal{I}_2, \mathcal{I}_1} \mathcal{A}_{\mathcal{I}_1}^{-1} \mathcal{A}_{\mathcal{I}_1, \mathcal{I}_2} \mathcal{A}_{\mathcal{I}_2}^{-1})^{(r)} \right\|_2 \\ &= \left\| (\mathcal{A}_{\mathcal{I}_2}^{-1} \mathcal{A}_{\mathcal{I}_2, \mathcal{I}_1} \mathcal{A}_{\mathcal{I}_1}^{-1} \mathcal{A}_{\mathcal{I}_1, \mathcal{I}_2})^r \right\|_2^2 \left\| \tilde{\mathcal{H}}_{\mathcal{I}_2}^{(0,2)} - \mathcal{H}_{\mathcal{I}_2} \right\|_2 \\ &\leq \left\| (\mathcal{A}_{\mathcal{I}_2}^{-1} \mathcal{A}_{\mathcal{I}_2, \mathcal{I}_1} \mathcal{A}_{\mathcal{I}_1}^{-1} \mathcal{A}_{\mathcal{I}_1, \mathcal{I}_2}) \right\|_2^{2r} \left\| \tilde{\mathcal{H}}_{\mathcal{I}_2}^{(0,2)} - \mathcal{H}_{\mathcal{I}_2} \right\|_2. \end{aligned}$$

This proves the first part.

The second part follows from Theorem 7.7.7 in [\[10, pg.497\]](#) which shows that, whenever \mathcal{A} is symmetric positive definite, $\rho(\mathcal{A}_{\mathcal{I}_1, \mathcal{I}_2} \mathcal{A}_{\mathcal{I}_2}^{-1} \mathcal{A}_{\mathcal{I}_2, \mathcal{I}_1} \mathcal{A}_{\mathcal{I}_1}^{-1}) < 1$ where $\rho(\cdot)$ is the spectral radius. It then follows, by similarity, that that $\rho(\mathcal{A}_{\mathcal{I}_2}^{-1} \mathcal{A}_{\mathcal{I}_2, \mathcal{I}_1} \mathcal{A}_{\mathcal{I}_1}^{-1} \mathcal{A}_{\mathcal{I}_1, \mathcal{I}_2}) < 1$. Finally, since $A^k \rightarrow 0$ as $k \rightarrow \infty$ if and only if $\rho(A) < 1$ for any square matrix A , we see that $\left\| (\mathcal{A}_{\mathcal{I}_2}^{-1} \mathcal{A}_{\mathcal{I}_2, \mathcal{I}_1} \mathcal{A}_{\mathcal{I}_1}^{-1} \mathcal{A}_{\mathcal{I}_1, \mathcal{I}_2}) \right\|_2^{2r} \rightarrow 0$ as $r \rightarrow \infty$. Therefore, the two block non-overlapping case in [Algorithm 2.1](#) will converge for any symmetric positive definite matrix. \square

Remark 3.3. Although the current convergence analysis is limited to the two-block non-overlapping case, numerical experiments have suggested that the algorithm converges for any symmetric positive definite matrix when $K > 2$ overlapping blocks are used. More evidence of this is detailed in [section 5](#).

4. Computational cost of the IBMI algorithm. The computational cost of one iteration of [Algorithm 2.1](#) will now be discussed for the multi-block non-overlapping case. The case of overlapping blocks can be treated in a similar way. This analysis provides insight into the efficiency of [Algorithm 2.1](#), even when a precise convergence analysis is unavailable for this partitioning. The most expensive operations of the algorithm are inverting the principal sub-matrices $\mathcal{A}_{\mathcal{I}_k}$, $k = 1, \dots, K$, and performing matrix-matrix multiplications. Although the exact cost of these operations will depend on the properties of \mathcal{A} , and the sets \mathcal{I}_k , the following analysis provides a sense of the cost per iteration. Assume for simplicity that $\mathcal{A} \in \mathbb{R}^{Km \times Km}$ is a dense, symmetric positive definite matrix. Additionally, assume that the sets \mathcal{I}_k are chosen so that $|\mathcal{I}_k| = m$, $k = 1, \dots, K$, with $\cup_{i=1}^K \mathcal{I}_k = \{1, \dots, Km\}$ and $\mathcal{I}_j \cap \mathcal{I}_k = \emptyset$, $j \neq k$.

The flop¹ counts for matrix-matrix and matrix-vector products are calculated according to [8, pg.18]. For matrices $A \in \mathbb{R}^{q \times s}$, $B \in \mathbb{R}^{s \times t}$ and $C \in \mathbb{R}^{q \times t}$, and a vector $\mathbf{v} \in \mathbb{R}^s$, the cost of computing $AB + C$ is $\mathcal{O}(2qst)$ flops, and the cost of computing $A\mathbf{v}$ is $\mathcal{O}(2qs)$ flops.

We start by calculating the cost of each sub-matrix of the block matrix inversion equations from (2.3):

$$\begin{aligned}\tilde{\mathcal{H}}_{\mathcal{I},\mathcal{I}^c} &= -\mathcal{A}_{\mathcal{I}}^{-1}\mathcal{A}_{\mathcal{I},\mathcal{I}^c}\tilde{\mathcal{H}}_{\mathcal{I}^c}, \\ \tilde{\mathcal{H}}_{\mathcal{I}^c,\mathcal{I}} &= -\tilde{\mathcal{H}}_{\mathcal{I}^c}\mathcal{A}_{\mathcal{I}^c,\mathcal{I}}\mathcal{A}_{\mathcal{I}}^{-1}, \\ \tilde{\mathcal{H}}_{\mathcal{I}} &= \mathcal{A}_{\mathcal{I}}^{-1} + \mathcal{A}_{\mathcal{I}}^{-1}\mathcal{A}_{\mathcal{I},\mathcal{I}^c}\tilde{\mathcal{H}}_{\mathcal{I}^c}\mathcal{A}_{\mathcal{I}^c,\mathcal{I}}\mathcal{A}_{\mathcal{I}}^{-1}.\end{aligned}$$

Starting with the off-diagonal blocks, the most costly operation is computing $\mathcal{A}_{\mathcal{I}}^{-1}$, which involves $\mathcal{O}(m^3/3)$ flops to obtain a Cholesky factorisation and $\mathcal{O}(2m^3)$ flops to solve the linear systems required to find the inverse. Next, the matrix-matrix product $\mathcal{A}_{\mathcal{I}}^{-1}\mathcal{A}_{\mathcal{I},\mathcal{I}^c}$ requires $\mathcal{O}(2(K-1)m^3)$ flops. We note that this product, or its transpose, appears four times in the above block matrix inversion equations. Once $\mathcal{A}_{\mathcal{I}}^{-1}\mathcal{A}_{\mathcal{I},\mathcal{I}^c}$ is determined, the matrix-matrix product $\mathcal{A}_{\mathcal{I}}^{-1}\mathcal{A}_{\mathcal{I},\mathcal{I}^c}\tilde{\mathcal{H}}_{\mathcal{I}^c}$ requires $\mathcal{O}(2(K-1)^2m^3)$ flops. Therefore, the cost of obtaining the off-diagonal blocks is:

$$\begin{aligned}\text{Cost}(\tilde{\mathcal{H}}_{\mathcal{I},\mathcal{I}^c}) &= \mathcal{O}\left(\frac{m^3}{3}\right) + \mathcal{O}(2m^3) + \mathcal{O}(2(K-1)m^3) + \mathcal{O}(2(K-1)^2m^3) \\ &= \mathcal{O}\left(\left(\frac{7}{3} + 2K(K-1)\right)m^3\right).\end{aligned}$$

Since \mathcal{H} is symmetric, only one off-diagonal block needs to be explicitly computed.

Once the off-diagonal block has been found, the upper diagonal block requires one matrix-matrix product $(\mathcal{A}_{\mathcal{I}}^{-1}\mathcal{A}_{\mathcal{I},\mathcal{I}^c}\tilde{\mathcal{H}}_{\mathcal{I}^c})(\mathcal{A}_{\mathcal{I}}^{-1}\mathcal{A}_{\mathcal{I},\mathcal{I}^c})^\top$, and one matrix-matrix addition. The total number of flops required to calculate $\tilde{\mathcal{H}}_{\mathcal{I}}$ is $\mathcal{O}(2(K-1)m^3)$ flops. Therefore, the cost of one application of (2.3), for one set $k = 1, \dots, K$ in Algorithm (2.1) is:

$$\begin{aligned}\text{Cost}\left(\tilde{\mathcal{H}}^{(r,k)}\right) &= \text{Cost}\left(\tilde{\mathcal{H}}_{\mathcal{I},\mathcal{I}^c}^{(r,k)}\right) + \text{Cost}\left(\tilde{\mathcal{H}}_{\mathcal{I}}^{(r,k)}\right) \\ &= \mathcal{O}\left(\left(\frac{7}{3} + 2K(K-1)\right)m^3\right) + \mathcal{O}(2(K-1)m^3) \\ &= \mathcal{O}\left(\left(\frac{1}{3} + 2K^2\right)m^3\right).\end{aligned}$$

Hence, the cost per iteration of Algorithm 2.1 is $\mathcal{O}\left(\left(\frac{1}{3} + 2K^2\right)Km^3\right)$. The initial guess of the inverse of the Schur complement can also be considered here, but since we use the identity matrix there is no additional cost.

When \mathcal{A} is partitioned according to the multi-block **non-overlapping** case, Algorithm 2.1 can take many iterations to converge (see section 5). However, as we will see in section 5 when a small amount of overlap is added between the diagonal blocks, Algorithm 2.1 can take just one iteration to converge. For these cases, the cost of

¹Here, flop stands for floating point operations per second.

Algorithm 2.1 can be compared with the cost of a direct solver. The cost of inverting $\mathcal{A} \in \mathbb{R}^{Km \times Km}$ using the Cholesky factorisation and solving Km linear systems would be $\mathcal{O}(\frac{1}{3}(Km)^3) + \mathcal{O}(2(Km)^3) = \mathcal{O}(\frac{7}{3}(Km)^3)$. Comparing this cost with the leading order term for the IBMI algorithm $\mathcal{O}((\frac{1}{3} + 2K^2)Km^3)$, when only one iteration is required, **Algorithm 2.1** is computationally faster compared with this direct method. For cases where **Algorithm 2.1** takes more iterations to converge, it may be slower than direct inversion. Finally, we note that if the matrix \mathcal{A} has additional structure, this could be incorporated in the complexity analysis above.

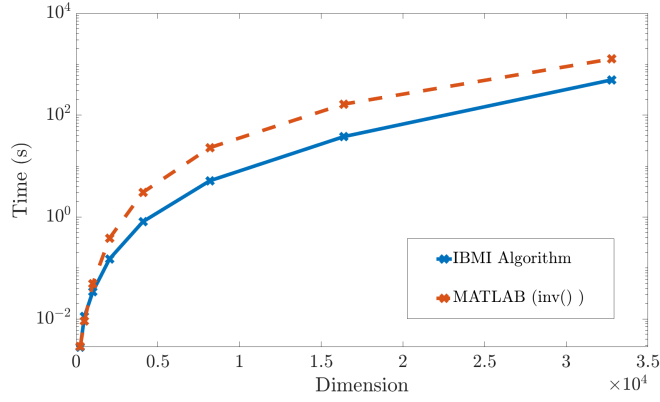
5. Numerical Results. Some numerical results to highlight the capabilities of **Algorithm 2.1** will now be detailed. These experiments were run on a 2023 M3 MacBook Pro with 8-core CPU, 10-core GPU and 16-core Neural Engine, 16GB unified memory and 1TB SSD storage, running macOS 15.1.1, using MATLAB 2024a and OpenBLAS. (Experiments were also run with Apple’s Accelerate BLAS and the results were qualitatively similar.) Covariance matrices, $\mathcal{A} \in \mathbb{R}^{p \times p}$, which are dense and guaranteed to be symmetric positive definite, were used for the following numerical results. Three covariance kernels were used to generate covariance matrices, which can be viewed in **Table 1**. These are the exponential kernel (EXP), the radial basis function (RBF) kernel, and the inverse quadratic function kernel (IQUAD). For each, the values of x and x' used to generate the covariance matrix from the corresponding kernel are equally-spaced values from 0 to $p^{0.9}$. This ensured that the condition number increased moderately with the dimension.

The partitioning of the covariance matrices is further explored in **subsection 5.3** but, unless otherwise stated, the covariance matrices are partitioned using a four-block partitioning with each block having a 5% overlap, since these choices gave fast convergence in all cases. Finally, the error estimate used as the stopping condition in **Algorithm 2.1** is shown in **Appendix A** with a set tolerance of 10^{-8} .

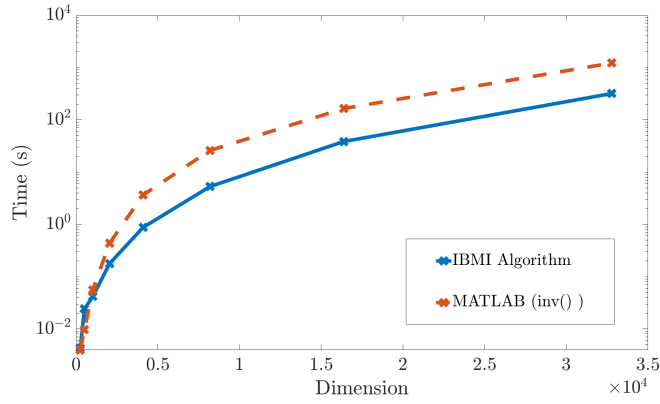
5.1. Dimension vs Number of Iterations. We first investigate the performance of **Algorithm 2.1**, for the different covariance matrices as the dimension p , of the matrices increases. Specifically, $p = 2^\ell$, where $\ell = 8, \dots, 15$. (Larger covariance matrices could not be stored.) The time taken for **Algorithm 2.1** to approximate the inverse of each covariance matrix, generated by the kernels in **Table 1**, was compared with the time taken for MATLAB’s inverse function `inv()` to invert the same matrices. It can be seen in **Figure 1** that **Algorithm 2.1** converges faster for covariance

Kernel Type	Covariance Matrix
Exponential Kernel	$\mathcal{A}_{EXP}(\mathbf{x}, \mathbf{x}') = \exp^{-\frac{ \mathbf{x}-\mathbf{x}' }{5}}$
RBF Kernel	$\mathcal{A}_{RBF}(\mathbf{x}, \mathbf{x}') = \exp^{-\frac{ \mathbf{x}-\mathbf{x}' ^2}{2(0.6)^2}}$
Inverse Quadratic Kernel	$\mathcal{A}_{IQUAD}(\mathbf{x}, \mathbf{x}') = \frac{1}{\sqrt{1+ \mathbf{x}-\mathbf{x}' ^2}}$

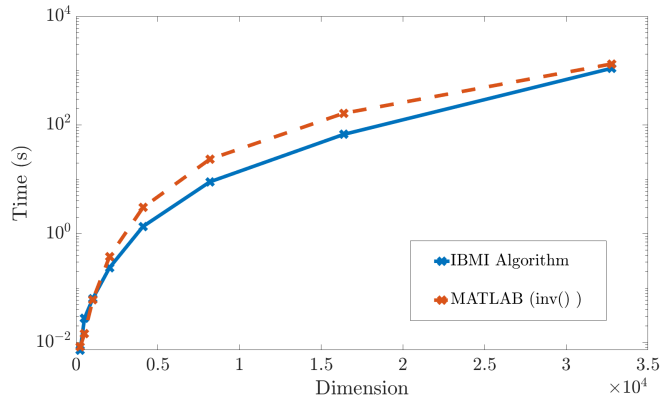
Table 1: Covariance kernels used to generate dense symmetric positive definite covariance matrices.



(a) Exponential Kernel (\mathcal{A}_{EXP})



(b) RBF Kernel (\mathcal{A}_{RBF})



(c) Inverse Quadratic Kernel (\mathcal{A}_{IQUAD})

Fig. 1: Dimension of \mathcal{A} and the time taken for Algorithm 2.1 to converge and approximate $\tilde{\mathcal{H}}$, compared to the time taken by MATLAB's `inv()` function to compute \mathcal{H} .

matrices larger than 2^{10} in dimension, compared to the in-built function `inv()`, for all three covariance kernels.

When approximating the inverse of smaller covariance matrices, [Algorithm 2.1](#) was slightly slower for some covariance kernels. For example, for \mathcal{A}_{IQUAD} with dimension 2^8 , [Algorithm 2.1](#) took 0.00618 seconds to converge, compared to 0.00345 for MATLAB’s `inv` function. For large covariance matrices, [Algorithm 2.1](#) converged the fastest for the RBF kernel, taking 272 seconds, compared to 540 seconds for the exponential kernel and 710 seconds for the inverse quadratic kernel. However, all three covariance kernels converged quicker with [Algorithm 2.1](#) than `inv()` which took: 1208 (RBF kernel), 1274 (EXP kernel), and 1339 (IQUAD kernel) seconds, respectively.

[Table 2](#) displays the number of iterations taken for [Algorithm 2.1](#) to converge, and $\|\tilde{\mathcal{H}} - \mathcal{H}\|_2$ at the last iteration, where $\|\cdot\|_2$ is the 2-norm, as the dimension of the covariance matrix increases. Here, $\tilde{\mathcal{H}}$ is the inverse computed using MATLAB’s `inv` function. The error could not be computed for covariance matrices of dimension 2^{15} due to memory constraints. We note that the errors in [Table 2](#) differ from the residual-based measure used in the stopping criterion (cf. [Appendix A](#)), because \mathcal{H} is unknown in practice.

The exponential and inverse quadratic covariance kernels took only one iteration for [Algorithm 2.1](#) to converge, irrespective of the dimension of the covariance matrix, as

Table 2: The number of iterations for [Algorithm 2.1](#) to converge, and the error in $\tilde{\mathcal{H}}$, for matrices generated by the three covariance kernels.

Dim of \mathcal{A}	Number of Iterations			Error $\ \tilde{\mathcal{H}} - \mathcal{H}\ _2$		
	EXP	RBF	IQUAD	EXP	RBF	IQUAD
2^8	1	5	1	1.2616e-10	6.9947e-07	5.8826e-07
2^9	1	3	1	7.9793e-10	4.6919e-06	1.147e-09
2^{10}	1	2	1	4.33e-09	3.2503e-06	6.8218e-11
2^{11}	1	1	1	4.4162e-08	0.0086078	5.3152e-12
2^{12}	1	1	1	1.8036e-07	2.0312e-06	1.4117e-11
2^{13}	1	1	1	5.0948e-07	1.5404e-07	5.8581e-11
2^{14}	1	1	1	3.2119e-06	6.0552e-06	1.2582e-07
2^{15}	1	1	1	-	-	-

shown in Table 2. The RBF kernel took more iterations to converge for smaller matrices, but did converge in one iteration for covariance matrices of dimension greater than or equal to 2^{11} . We note here that for certain cases, such as ill-conditioned matrices, Algorithm 2.1 will likely require more iterations to converge, therefore performing slower compared to direct methods.

The best approximated matrices came from the inverse quadratic kernel. The covariance matrices produced by the exponential covariance kernel also had low errors for smaller covariance matrices, but the error did increase slightly as the dimension increased. This was not seen with the other covariance matrices produced by the other two covariance kernels, as there was no strict increase or decrease in the error. The poorest approximation was for a covariance matrix generated by the RBF kernel of dimension 2^{11} , which gave an error of only 0.0086078. In this case, the residual-based stopping criterion is met for large matrices even when the error is somewhat larger.

5.2. Numerical vs theoretical convergence rate. Given any symmetric positive definite matrix, Theorem 3.2 guarantees that Algorithm 2.1 will converge when \mathcal{A} is partitioned into two, non-intersecting sets. Moreover, it provides the upper bound (3.4) on the error reduction at each iteration. We examine whether this bound is descriptive for a covariance matrix generated using the RBF kernel, of dimension 2^{12} . As the number of iterations increases, Figure 2 confirms that the actual error decreases linearly, similarly to the upper bound (3.4). The convergence rate is better, but fairly similar to, the rate of 0.333 predicted by the bound, indicating that the bound is fairly descriptive in this case.

5.3. Influence of the Partitioning on the Convergence. The partitioning of the covariance matrix \mathcal{A} can greatly affect the convergence rate of Algorithm 2.1. Theorem 3.2 details how Algorithm 2.1 will converge for the two-block non-overlapping



Fig. 2: Comparison of the error $\|\tilde{\mathcal{H}}_{\mathcal{I}_2}^{(r,2)} - \mathcal{H}_{\mathcal{I}_2}\|_2$ for Algorithm 2.1 with $K = 2$ non-overlapping blocks and the error bound in Theorem 3.2 for \mathcal{A}_{RBF} of dimension $p = 2^{12}$.

Table 3: Time taken for [Algorithm 2.1](#) to converges (in seconds) by altering the number of blocks and overlap between the blocks, when partitioning a covariance matrix \mathcal{A}_{RBF} of dimension $p = 2^{12}$.

	Overlap Fraction				
	0.00	0.05	0.10	0.15	0.20
Number of Blocks					
2	323.180	1.1419	1.1054	1.1807	1.0588
3	398.898	1.1575	1.1486	1.1673	1.1606
4	401.556	1.1791	1.1724	1.2099	1.2433
5	469.355	1.2222	1.2472	1.2666	1.315
6	487.718	1.3113	1.2535	1.2749	1.3823
Iters	476	1	1	1	1

partitioning, given any symmetric positive definite matrix \mathcal{A} . Here some numerical results are displayed which suggests that the multi-block partitioning with overlap will converge faster than the two-block partitioning. A covariance matrix \mathcal{A} , of dimension 2^{12} was generated using the RBF covariance kernel. When partitioning the matrix for [Algorithm 2.1](#), the number of blocks and size of the overlap between the blocks were varied. The effect on the time taken for [Algorithm 2.1](#) to converge, and the number of iterations required, was then recorded in [Table 3](#). Note that the number of iterations was independent of the number of blocks, K , within the tested range of $K = 2, \dots, 6$.

The overlap between the partitioned blocks varied between 0% and 20%. [Table 3](#) illustrates how even a small amount of overlap greatly decreased the number of iterations, and hence time, for [Algorithm 2.1](#) to converge. When non-overlapping blocks were used, [Algorithm 2.1](#) took 476 iterations to converge, taking between 323 seconds (for two blocks) and 488 seconds (for six blocks). However, by introducing only a 5% overlap, the algorithm converged in 1 iteration and between 1.14 and 1.31 seconds.

The number of blocks used when partitioning the covariance matrix was varied between $K = 2$ and $K = 10$, but the results were $K > 6$ have been omitted due to their similarity with the $K = 6$ case. When no overlap is used, it was quicker to use a two block partitioning with [Algorithm \(2.1\)](#). When overlap was introduced, only one iteration was required and the timings were very similar for all choices of K . The time for [Algorithm 2.1](#) to converge increased slightly with the number of blocks and the overlap fraction and, for this particular matrix, the smallest time was achieved for two blocks and a 10% overlap. However, the variation in timings for the overlapping cases was small, indicating that the algorithm is fairly insensitive to the number of blocks in the partitioning, and the amount of overlap. Although our default choices

in other experiments are $K = 4$ blocks and an overlap of 5%, results are fairly similar for other partitionings.

Overall, [Table 3](#) highlights how introducing overlap appears to be more effective than optimising the number of blocks when partitioning the covariance matrix to achieve faster convergence for [Algorithm 2.1](#).

6. Discussion. In this paper, we have presented a novel iterative block matrix inversion algorithm which can accurately and efficiently approximate the inverse of a dense symmetric positive definite matrix. The IBMI algorithm serves as a way to approximate the off-diagonal elements of the inverse of a symmetric positive definite matrix, which is a known limitation for current literature. When \mathcal{A} is partitioned into two non-intersecting sets, [Algorithm 2.1](#) will always converge, as shown in [Theorem 3.2](#). Numerical results indicate that the multi-block partitioning with overlap accelerates the convergence of [Algorithm 2.1](#). Moreover, [Algorithm 2.1](#) outperforms MATLAB’s built-in inverse function, `inv()` in terms of time and computational complexity for the large dense matrices examined in [section 4](#).

[Algorithm 2.1](#) is generally applicable to any symmetric positive definite matrix, without any additional constraints such as converting \mathcal{A} into a hierarchical low rank matrix and therefore, has the potential to assist with a wide range of modern problems within data science, machine learning and multivariate statistics. One application which could benefit significantly is Gaussian process regression (GPR), as both the covariance matrix and its inverse (the precision matrix) are needed for prediction and uncertainty quantification. For high dimension data sets, directly inverting the covariance matrix to derive the posterior predictive equations can become computational infeasible. [Algorithm 2.1](#) could offer a potential solution for obtaining the inverse, allowing GPR to be applied to these high dimensional data sets. Furthermore, the IBMI algorithm could potentially be altered to approximate block diagonal sub-matrices of, $\tilde{\mathcal{H}}$ rather than the full matrix. This partial approximation may be beneficial to methods where only a subset of the full inverse is required, such as in the literature discussed in [section 2](#) and referenced in [[2](#), [13](#), [18](#), [20](#)].

Appendix A. Error Estimate. The following error was used as a stopping condition for [Algorithm 2.1](#):

$$(A.1) \quad \text{Error} = \left\| \tilde{\mathcal{H}}_{\mathcal{I}} \mathcal{A}_{\mathcal{I}, \mathcal{I}^c} + \tilde{\mathcal{H}}_{\mathcal{I}^c} \mathcal{A}_{\mathcal{I}^c} \right\|_2,$$

where $\|\cdot\|_2$ is the usual matrix norm induced by the Euclidean vector norm. The quantity **Error** measures how well the off-diagonal elements of $\tilde{\mathcal{H}} = \mathcal{A}^{-1}$ are approximated. To see this, we consider $\tilde{\mathcal{H}}\mathcal{A}$, which is the identity matrix if $\tilde{\mathcal{H}} = \mathcal{H}$:

$$\begin{aligned} \tilde{\mathcal{H}}\mathcal{A} &= \begin{bmatrix} \mathcal{A}_{\mathcal{I}}^{-1} + \mathcal{A}_{\mathcal{I}}^{-1} \mathcal{A}_{\mathcal{I}, \mathcal{I}^c} \tilde{\mathcal{H}}_{\mathcal{I}} \mathcal{A}_{\mathcal{I}^c, \mathcal{I}} \mathcal{A}_{\mathcal{I}}^{-1} & -\mathcal{A}_{\mathcal{I}}^{-1} \mathcal{A}_{\mathcal{I}, \mathcal{I}^c} \tilde{\mathcal{H}}_{\mathcal{I}^c} \\ -\tilde{\mathcal{H}}_{\mathcal{I}^c} \mathcal{A}_{\mathcal{I}^c, \mathcal{I}} \mathcal{A}_{\mathcal{I}}^{-1} & \tilde{\mathcal{H}}_{\mathcal{I}^c} \end{bmatrix} \begin{bmatrix} \mathcal{A}_{\mathcal{I}} & \mathcal{A}_{\mathcal{I}, \mathcal{I}^c} \\ \mathcal{A}_{\mathcal{I}^c, \mathcal{I}} & \mathcal{A}_{\mathcal{I}^c} \end{bmatrix} \\ &= \begin{bmatrix} \mathbf{I} & \mathcal{A}_{\mathcal{I}}^{-1} \mathcal{A}_{\mathcal{I}, \mathcal{I}^c} \left[\mathbf{I} - \tilde{\mathcal{H}}_{\mathcal{I}^c} \mathcal{H}_{\mathcal{I}^c}^{-1} \right] \\ \mathbf{0} & -\tilde{\mathcal{H}}_{\mathcal{I}^c} \mathcal{H}_{\mathcal{I}^c}^{-1} \end{bmatrix}, \end{aligned}$$

where the exact Schur complement be denoted by $\mathcal{H}_{\mathcal{I}^c}^{-1} = \mathcal{A}_{\mathcal{I}^c, \mathcal{I}^c} - \mathcal{A}_{\mathcal{I}^c, \mathcal{I}} \mathcal{A}_{\mathcal{I}, \mathcal{I}}^{-1} \mathcal{A}_{\mathcal{I}, \mathcal{I}^c}$. It is clear that when the approximation of the Schur complement $\tilde{\mathcal{H}}_{\mathcal{I}^c}$ is exact i.e., when $\tilde{\mathcal{H}}_{\mathcal{I}^c} = \mathcal{H}_{\mathcal{I}^c}$, then $\tilde{\mathcal{A}}^{-1} \mathcal{A} = \mathbf{I}$, as expected. Within [Algorithm 2.1](#), the upper off-diagonal block matrix is used as an error estimate in order to judge how well approximated the off-diagonal elements are. A tolerance is set by the user and if this error estimate is lower than the tolerance then [Algorithm 2.1](#) will return the full approximated matrix and number of iterations.

Acknowledgments. We would like to acknowledge Professor Finn Lindgren and John Pearson for helpful discussions.

REFERENCES

- [1] *Approximate Bayesian inference for hierarchical Gaussian Markov random field models*, Journal of Statistical Planning and Inference, 137 (2007), pp. 3177–3192.
- [2] *Computing entries of the inverse of a sparse matrix using the FIND algorithm*, Journal of Computational Physics, 227 (2008), pp. 9408–9427, <https://doi.org/10.1016/j.jcp.2008.06.033>.
- [3] S. AMBIKASARAN, D. FOREMAN-MACKEY, L. GREENGARD, D. W. HOGG, AND M. O’NEIL, *Fast direct methods for Gaussian processes*, IEEE Transactions on Pattern Analysis and Machine Intelligence, 38 (2015), pp. 252–265, <https://doi.org/10.1109/TPAMI.2015.2448083>.
- [4] M. BEBENDORF, *Hierarchical Matrices*, Springer Berlin Heidelberg, 2008, pp. 49–98, https://doi.org/10.1007/978-3-540-77147-0_3.
- [5] E. CHOW AND Y. SAAD, *Preconditioned Krylov subspace methods for sampling multivariate gaussian distributions*, SIAM Journal on Scientific Computing, 36 (2014), pp. A588–A608, <https://doi.org/10.1137/130920587>.
- [6] I. S. DUFF, A. M. ERISMAN, AND J. K. REID, *Gaussian Elimination for Dense Matrices: The Algebraic Problem*, Oxford University, 2 ed., Jan. 2017, p. 43–61, <https://doi.org/10.1093/acprof:oso/9780198508380.003.0003>.
- [7] A. M. ERISMAN AND W. F. TINNEY, *On computing certain elements of the inverse of a sparse matrix*, 18 (1975), <https://doi.org/10.1145/360680.360704>.
- [8] G. H. GOLUB AND C. F. VAN LOAN, *Matrix Computations*, The Johns Hopkins University Press, Baltimore, 3rd ed., 2013.
- [9] G. T. GULLBERG, R. H. HUESMAN, B. W. REUTTER, J. QI, AND D. N. G. ROY, *Estimation of the parameter covariance matrix for a one-compartment cardiac perfusion model estimated from a dynamic sequence reconstructed using map iterative reconstruction algorithms*, (2004), <https://doi.org/10.2172/928329>.
- [10] R. A. HORN AND C. R. JOHNSON, *Matrix Analysis*, Cambridge University Press, Cambridge; New York, 2nd ed., 2012.
- [11] M. HUTCHINSON, *A stochastic estimator of the trace of the influence matrix for Laplacian smoothing splines*, Communications in Statistics - Simulation and Computation, 19 (1990), pp. 433–450, <https://doi.org/10.1080/03610919008812866>.
- [12] K. TAKAHASHI, J. FAGAN, AND M.-S. CHIN, *Formation of sparse bus impedance matrix and its application to short circuit study*, Proc. PICA Conference, June, 1973, (1973).
- [13] L. LIN, C. YANG, J. C. MEZA, J. LU, L. YING, AND W. E., *SellInv—an algorithm for selected inversion of a sparse symmetric matrix*, ACM Transactions on Mathematical Software (TOMS), 37 (2011), <https://doi.org/10.1145/1916461.1916464>.
- [14] G. PAPANDREOU AND A. L. YUILLE, *Gaussian sampling by local perturbations*, Advances in Neural Information Processing Systems, 23 (2010), p. 1858–1866.
- [15] G. PAPANDREOU AND A. L. YUILLE, *Efficient variational inference in large-scale Bayesian compressed sensing*, in 2011 IEEE International Conference on Computer Vision Workshops (ICCV Workshops), 2011, pp. 1332–1339, <https://doi.org/10.1109/ICCVW.2011.6130406>.
- [16] E. S. QUINTANA, G. QUINTANA, X. SUN, AND R. VAN DE GELIN, *A note on parallel matrix inversion*, SIAM Journal on Scientific Computing, 22 (2001), pp. 1762–1771, <https://doi.org/10.1137/S1064827598345679>.
- [17] P. SIDÉN, F. LINDGREN, D. BOLIN, AND M. VILLANI, *Efficient covariance approximations for large sparse precision matrices*, Journal of Computational and Graphical Statistics, 27 (2018), pp. 898–909, <https://doi.org/10.1080/10618600.2018.1473782>.
- [18] J. XIA, Y. XI, S. CAULEY, AND V. BALAKRISHNAN, *Superfast structured selected inver-*

- sion for large sparse matrices*, Proc. of the Project Review, Geo-Mathematical Imaging Group (Purdue University, West Lafayette IN), 1 (2013), pp. 138–156.
- [19] F. ZHANG, *The Schur complement and its applications*, Numerical methods and algorithms ; v. 4, Springer, New York, 1st ed. 2005.. ed., 2005.
- [20] A. ZHUMEKENOV, E. T. KRAINSKI, AND H. RUE, *Parallel selected inversion for space-time Gaussian Markov random fields*, (2023), <https://doi.org/https://doi.org/10.48550/arXiv.2309.05435>.