

Delta-isobar resonance effects on nuclear matrix elements for neutrinoless $\beta\beta$ decays and astro-neutrino inverse- β decays

Hiroyasu Ejiri*

Research Center for Nuclear Physics, Osaka University, Osaka 567-0047, Japan

(Dated: February 11, 2025)

Nuclear matrix elements (NMEs) for neutrinoless $\beta\beta$ decays and neutrino (ν) inverse- β decays are crucial for studying ν properties beyond the standard model and astro- ν nuclear interactions. The NMEs consist mainly of the isospin (τ) axial-vector (spin σ) components. The delta-isobar (Δ) resonance, which is excited coherently by the quark $\tau\sigma$ excitation of nucleon (N) in the nucleus, is shown to quench the nuclear $\tau\sigma$ NMEs by using experimental Gamow-Teller and spin-dipole $\tau\sigma$ NMEs and QRPA calculations with NN and $N\Delta$ $\tau\sigma$ interactions. The quenching effect is incorporated by using an effective axial-vector coupling of $g_{\Delta}^A/g_A \approx 0.7$ with g_A being the coupling for a free nucleon. Impact of the Δ -resonance effect on ν studies in nuclei is discussed.

Neutrino studies in nuclei. Neutrino (ν) properties such as the Majorana nature, the ν -mass, and the right-handed weak currents beyond the standard model (SM) are studied by neutrinoless double beta decays ($\beta\beta$) as discussed in [1–4]. Astro- ν productions, syntheses and oscillations are studied by ν -nuclear reactions (inverse- β decays). Nuclear matrix elements (NMEs) for nuclear $\beta\beta$ and inverse- β decays are crucial to study these ν properties of the current astro-particle physics interests.

The NMEs, reflecting complex nuclear structures, are very sensitive to all kinds of nucleonic and non-nucleonic correlations. Major components of the NME are the isospin (τ) axial-vector (spin σ) ones. Accordingly, the $\beta\beta$ and inverse- β NMEs depend much on nucleonic and non-nucleonic $\tau\sigma$ correlations. The β NMEs are discussed in [5–11], and the $\beta\beta$ NMEs in [8, 9, 12–20].

A nucleus is composed mainly by nucleons (N) with $\tau, \sigma=1/2, 1/2$, and the NN $\tau\sigma$ correlations are the correlations to be considered in $\beta\beta$ and inverse- β NMEs. The

delta isobar ($\Delta = \Delta_{33}$) with $\tau, \sigma=3/2, 3/2$ is strongly excited by the quark $\tau\sigma$ flip of the nucleon, and the $N\Delta$ $\tau\sigma$ correlations are the key non-nucleonic correlations to be considered as well for the $\beta\beta$ and inverse- β NMEs.

The strong repulsive ($V > 0$) NN $\tau\sigma$ interaction pushes up the nuclear $\tau\sigma$ strength to form the $\tau\sigma$ NN giant resonance (GR_N) in the 10-15 MeV region, leaving a little $\tau\sigma$ strength in low-lying quasi-particle (QP) states. Then $\tau\sigma$ NMEs for low-lying states are much reduced due to this $\tau\sigma$ NN correlation. Likewise, the strong $N\Delta$ $\tau\sigma$ interaction pushes up the $\tau\sigma$ strength to form the $N\Delta$ giant resonance (GR_{Δ}) at the high excitation region around the Δ mass (≈ 300 MeV), and pushes up some $\tau\sigma$ strength from the N region below 30 MeV to the Δ region around 300 MeV, resulting in reduction of the $\tau\sigma$ strength and the relevant $\beta\beta$ and inverse- β NMEs in the N region.

The present letter aims to discuss for the first time the GR_{Δ} effects on $\beta\beta$ and inverse- β NMEs for such medium-heavy DBD nuclei as ^{76}Ge , ^{82}Se , ^{96}Zr , ^{100}Mo , $^{128,130}\text{Te}$, ^{136}Xe , ^{150}Nd and others of the current interest on the basis of the experimental $\tau\sigma$ strengths and the GR_N energies for those nuclei. Here both the NN $\tau\sigma$ and $N\Delta$ $\tau\sigma$ correlations are considered in the framework of the NN- $N\Delta$ quasi-particle random phase approximation (QRPA($N\Delta$)). The QP β and $\beta\beta$ transition diagrams are schematically shown in Fig. 1. Here GR_N is given by a coherent sum of j -neutron (n_j) to j -proton (p_j) excitations, while GR_{Δ} by a coherent sum of N_k to Δ_k excitations. The $\tau\sigma$ NME for a low-lying QP state is reduced from the QP NME for n_1 to p_1 by the out-of-phase admixtures of the GR_N and GR_{Δ} .

Actually, the Δ effects on $\tau\sigma$ diagonal and transition NMEs have been discussed before theoretically [21–26]. These theoretical works suggest severe reduction (quenching) for $\tau\sigma$ NMEs due to Δ effects. Exchange (meson) current effects on β and $\beta\beta$ NMEs are discussed [1, 10, 11, 14, 27]. They are related via the meson with Δ . Axial-vector ($\tau\sigma$) β and $\beta\beta$ NMEs are discussed as given in reviews and references therein [8, 9] and in recent works [20, 28–31]. There the experimental GT (Gamow-Teller) and SD (spin dipole) NMEs are shown to be reduced much more than expected from nuclear

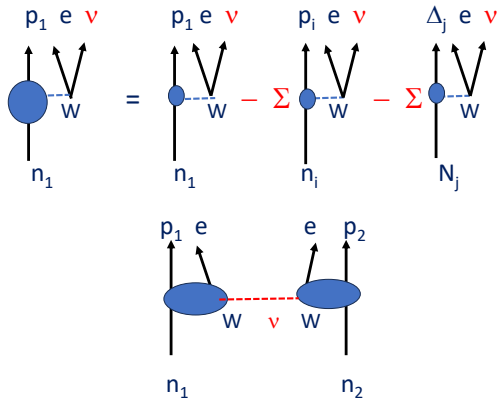


FIG. 1. Schematic diagram of a QP β decay (top) and that of a $\beta\beta$ decay (bottom). ν : Majorana neutrino. The NME is given by a coherent sum of a QP NME for $n_1 \rightarrow p_1$ and a GR_N NME for $\sum_i n_i \rightarrow p_i$ and a GR_{Δ} NME for $\sum_k N_k \rightarrow \Delta_k$.

* ejiri@rcnp.osaka-u.ac.jp

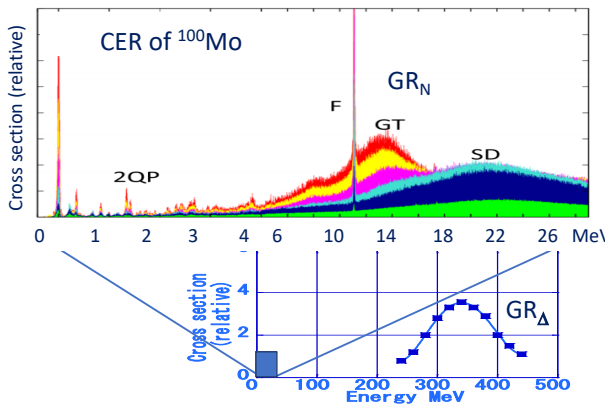


FIG. 2. The $(^3\text{He},t)$ energy spectrum (insert: enlarged), together with the possible GR_Δ . F, GT, and SD are $\text{GR}_N(\text{F})$, $\text{GR}_N(\text{GT})$, $\text{GR}_N(\text{SD})$. Red, yellow, pink, light blue, blue and green spectra are for angle intervals of 0-0.5, 0.5-1, 1-1.5, 1.5-2, 2-2.5, and 2-2.5, each in deg. The $l=0$ GT and the $l=1$ SD components dominate at 0-0.5 deg. and 1.5-2 deg. [20, 38].

$\tau\sigma$ correlations, suggesting some reduction effect due to non-nucleonic correlations such as the $\text{N}\Delta$ one.

GT and SD strengths and $\text{N}\Delta$ -GR effects We first discuss summed GT β^\pm strengths defined as $S^\pm = \Sigma B(\text{GT}^\pm)$ with $B(\text{GT}^\pm) \equiv M(\text{GT}^\pm)^2$ for $0^+ \rightarrow 1^+$ transitions in the N region. The Ikeda-Fujii-Fujita sum-rule [32] is given as $S_N(\text{GT}) = S^- - S^+ = 3(N - Z)$ with N and Z being the n and p numbers of the nucleus. The non-nucleonic Δ effect is studied by investigating if the sum gets smaller than the sum rule by shifting the strength up to the Δ region. Recently we have measured the $B(\text{GT}^-)$ for low-lying QP states relevant to $2\nu\beta\beta$ NMEs within SM at RCNP Osaka by using the $(^3\text{He},t)$ charge exchange reactions (CERs) [33–42] on medium-heavy DBD nuclei and others. The CERs preferentially excite GT and SD states because of the dominant $\tau\sigma$ interaction [43]. We reanalyze the data to extract the GT and SD summed strengths and their GR energies relevant to the $0\nu\beta\beta$ NMEs beyond SM.

GT and SD strengths at low lying QP states are shifted to the $\text{GR}_N(\text{GT})$ and $\text{GR}_N(\text{SD})$ and to the possible $\text{GR}_\Delta(\text{GT})$ and $\text{GR}_\Delta(\text{SD})$, as shown in Fig. 2. The isobaric analogue state (F in Fig. 2) is the Fermi (τ^-)-type $\text{GR}_N(\text{F})$. The GT strength from the 0^+ state ($|0\rangle$) is

$$B(\text{GT}) = |\langle f || \sigma || 0 \rangle|^2, \quad \delta n = \delta l = 0, \quad J_f^\pi = 1^+. \quad (1)$$

The GT transition is within the same $n\hbar\omega$ shell with no changes of the radial and angular nodes of n and l . The CER energy spectrum at 0 deg. in the 0-28 MeV region consists mainly of the $\delta l = l=0$ component with the small admixtures of $l=1,2$ ones. The $l=0$ component is due to the low-lying QP GT states, the $\text{GR}_N(\text{GT})$ around 10-15 MeV and the quasi-free scattering (QFS) in the 10-28 MeV region [42]. The $\text{GR}_N(\text{GT})$ width of $\Gamma(\text{GT}) \approx 8$ MeV reflects the large spreading of the $\text{GR}_N(\text{GT})$ strength to 2-particle 2-hole states. The QFS consists of the QF-

GT component, including the upper isospin GT one and the QF non-GT ($\delta n=2$) component. The summed GT strength $S^-(\text{GT})$ is the sum of the $B(\text{GT})$ values for the low-lying QP GT states and the $\text{GR}_N(\text{GT})$ and the QF-GT. The $\delta n \neq 0$ one is around 7% of the $S^-(\text{GT})$, being consistent with the low-energy part of the calculated $2\hbar\omega$ $J^\pi=1^+$ strength (iso-vector monopole) around 25-35 MeV. The summed strengths of $S^-(\text{GT})$ for DBD and Sn nuclei are about $47 \pm 5\%$ of $S_N(\text{GT})$ [32] as shown in Fig. 3. The $l=0$ strength extending beyond 25 MeV is mainly non-GT $\delta n=2,4,6\hbar\omega$ excitations. The individual CER cross-sections at 0 deg. are affected a little by the tensor interaction contribution, depending on the spin orbit coupling, but the effects cancel out more or less in the summed strength.

The β^+ strength on DBD nuclei has been investigated by $(d, ^2\text{He})$ and $(t, ^3\text{He})$ reactions [37, 44, 45]. It is around 5% of $S_N(\text{GT})$ because of the blocking of the p to n transition by the large excess neutrons in the $\beta^-\beta^-$ -DBD nuclei. The non-GT ($\delta n \neq 0$) β^+ strength extends beyond 10 MeV in the QFS region, being not blocked by the excess neutrons [46, 47]. Then one gets $S^- - S^+ \approx 0.42 \pm 0.05$ of $3(N - Z)$ in accord with the reduction around 0.5 in other nuclei [8, 9, 23, 48]. Here we note the claim of the $S^- - S^+ = 90\%$ of $3(N - Z)$ below 50 MeV and the large S^- beyond 50 MeV [49], where most $l=0$ strengths in the 2-6 $\hbar\omega$ region (30-60 MeV) are assigned as the GT (0 $\hbar\omega$) one. This supports the large calculated GT strength ($\approx 50\%$ of $S_N(\text{GT})$) in the 10-45 MeV region [50].

The SD strength for the $\delta n = \delta l = 1$ $\tau\sigma$ mode is given by $B(\text{SD}) = |\langle f || r[\tau\sigma Y_1]_J || 0 \rangle|^2$ with $J = 0, 1, 2$. The $\text{GR}_N(\text{SD})$ is located about $1\hbar\omega \approx 10$ -8 MeV above the $\text{GR}_N(\text{GT})$ as shown in Fig. 2. The large width around 15 MeV is due to the spreading and the J dependence of $E(\text{SD})$. The summed SD strength $S^-(\text{SD})$ is derived from the measured $(^3\text{He},t)$ CER spectra at $\theta \approx 2$ deg. where the $l=1$ cross section gets maximum. The strengths, including the QFS with $\delta l = \delta n = 1$ for the DBD nuclei are around $50 \pm 7\%$ of the N-based sum rule of $S_N^-(\text{SD}) \approx \Sigma(2l+1)(N_n/2\pi)R_n^2$ with N_n and R_n being the effective number and the radius of the neutrons involved in the $1\hbar\omega(l=1)$ n to p transitions, as shown in the right panel of Fig. 3. The summed strengths measured by the (p,n) reactions for medium and heavy nuclei are about a half of the Tamm Donkoff limit and the N-based QRPA (QRPA(N)) calculations [48].

In short, the summed GT and SD strengths are reduced with respect to the sum rule limits by a factor around $(K_\Delta)^2$ with $K_\Delta = 0.7 \pm 0.05$ being the quenching coefficient, which is due to the non-nucleonic (Δ) correlation as discussed later.

The β and $\beta\beta$ NMEs have been studied extensively as in reviews [8, 9]. Experimental β (GT and SD) NMEs in DBD and medium-heavy nuclei are smaller by the reduction coefficient $K_{\text{EX}} \approx 0.21 \pm 0.03$ with respect to the simple QP NMEs without NN and $\text{N}\Delta$ correlations [28, 29] as shown in Fig.4. The reduction coefficient $K_N \approx 0.4$ is due to the NN $\tau\sigma$ (GR_N) and other correlations in-

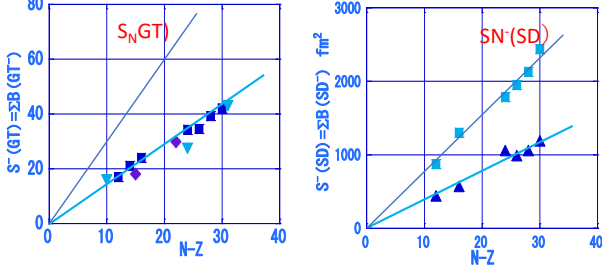


FIG. 3. Left panel: Summed GT strength of $S^- (\text{GT})$. Blue squares: $({}^3\text{He}, t)$ on DBD nuclei. Blue diamonds: $({}^3\text{He}, t)$ on Sn isotopes. Light blue squares: (p, n) . Solid thin line: $S_N(\text{GT})=3(N-Z)$. Thick line: $0.47 S_N(\text{GT})$. Right panel: Summed SD strength of $S^- (\text{SD})$. Blue triangles: $({}^3\text{He}, t)$ on DBD nuclei. Light blue squares and thin line: sum rule of $S_N^-(\text{SD})$. Thick line: $0.50 S_N^-(\text{SD})$.

cluded in the QRPA(N). The coefficient of $K_{\text{EX}} \approx 0.21$ is smaller than the product of $K_N \times K_\Delta \approx 0.28$, suggesting further reduction of around $K_M=0.8$ due to nuclear medium effects that are not included in QRPA(N).

Experimental $\beta\beta$ NMEs for DBD nuclei are expressed as $M_A^{0\nu} = (g_A^{\text{eff}})^2 M_A^0$, where M_A^0 is the model NME and g_A^{eff} is the effective coupling in units of g_A for a free nucleon to incorporate effects which are not included in the model [20]. In cases of QRPA (N) models, the g_A^{eff} is around 0.55 ± 0.15 [9]. The coefficient of 0.55 may be given by the product of K_Δ and K_M , where $K_\Delta=0.7$ and $K_M=0.8$ are the reduction coefficients for the non-nucleonic Δ effect and the nuclear medium effect that are not in the QRPA (N). $K_M \approx 0.8$ for β and $\beta\beta$ NMEs is just as found in particle transfer nuclear reactions [51].

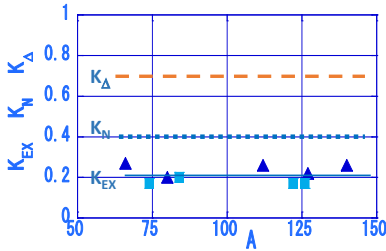


FIG. 4. Reduction coefficients. Blue triangles: $K_{\text{EX}}(\text{GT})$. Blue squares: $K_{\text{EX}}(\text{SD})$. Thick blue line: $K_{\text{EX}}=0.21$. Dotted blue line: $K_N=0.4$ for the nucleonic (NN) correlation. Dashed red line: $K_\Delta=0.7$ for the non-nucleonic (N Δ) correlation.

NN and N Δ correlations by QRPA(N Δ). Theoretical model calculations on β and $\beta\beta$ NMEs have been made as discussed already [5–20]. Most QRPA calculations take explicitly NN $\tau\sigma$ correlations, but not non-nucleonic N Δ correlations. The $\tau\sigma$ interactions are adjusted so as to reproduce the observed GR_N energies, and the calculated summed GT strength is $3(N-Z)$, which is twice of the experimental value. These QRPA(N) calculations for DBD nuclei [18, 20] and the QRPA with the vibration coupling [52] show no appreciable GT and SD strengths beyond the 30 MeV ($\delta n \neq 0$) region.

Let us evaluate effects of the NN and N Δ $\tau\sigma$ correlations on the summed GT strengths and the β and $\beta\beta$ strengths in the N region of $E \leq 30$ MeV. QRPA (N) with NN $\tau\sigma$ correlations is widely used for β and $\beta\beta$ strength evaluations for decades [6, 8, 9]. The N Δ effects were discussed also in QRPA [23, 24, 48]. So we use here QRPA(N Δ) with the NN and N Δ correlations based on experimental GR_N energies and the experimental reduction coefficients for GT and SD NMEs in the DBD nuclei. The interaction is expressed as

$$V = g'_{NN} C V_{12} \sigma_1 \sigma_2 \tau_1 \tau_2 + g'_{N\Delta} C' V_{12} S_1 \sigma_2 T_1 \tau_2, \quad (2)$$

where g'_{NN} and $g'_{N\Delta}$ are the NN and N Δ interaction coefficients, $V_{12} = \delta^3(r_1, r_2)$, $C = 392 \text{ MeV fm}^3$ and $C' = (f_{\pi N\Delta} / f_{\pi NN}) C = 2C$, and T and S are for the Δ isospin and spin [23, 24, 53]. In the present case of the β^- transition, the particle hole excitations involved are n to p, Δ^+ and p to Δ^{++} for the forward correlation and p to n, Δ^0 and n to Δ^- for the backward one. In the DBD and medium-heavy nuclei with the large neutron excess, the valence neutron shell is so separated from the proton one that the cross term (D^2 in [5]) is around or less than 0.03. So we assume $D^2=0$. The occupation probability V_Δ^2 for Δ is 0. Then, using $\chi_N = 48 g'_{NN}$ MeV and $\chi_\Delta = 96 g'_{N\Delta}$ MeV, the dispersion equation is given by

$$\frac{\chi_N}{A} \sum_i \frac{|\langle \phi_i^- | \sigma \tau^- | | 0 \rangle|^2}{\epsilon_i - \epsilon} + \frac{\chi_\Delta}{A} \sum_j \frac{|\langle \psi_j^- | | ST^- | | 0 \rangle|^2}{\epsilon_{\Delta j} - \epsilon} + \frac{\chi_\Delta}{A} \sum_k \frac{|\langle \psi_k^+ | | ST^+ | | 0 \rangle|^2}{\epsilon_{\Delta k} + \epsilon} = -1 \quad (3)$$

where ϕ_i^- stands for the $n_i^{-1} p_i$ state, ψ_j^- for the $n_j^{-1} \Delta_j^+$ and $p_j^{-1} \Delta_j^{++}$ states and ψ_k^+ for the $n_k^{-1} \Delta_k^-$ and $p_k^{-1} \Delta_k^0$ states. ϵ_i, ϵ_j and ϵ_k are their energies and ϵ is the eigen energy. The backward $p^{-1}n$ correlation is assumed to be blocked by the large n excess in the DBD nuclei. Contributions from the Δ at around 300 MeV are given by the second and third terms of eq. (3). Their sum is given by

$$\kappa_\Delta \approx \frac{\chi_\Delta}{A} \left[\frac{2(A + 0.33A)}{300 \text{ MeV}} \right] = 0.009 \chi_\Delta / \text{MeV}, \quad (4)$$

where κ_Δ stands for the Δ $\tau\sigma$ susceptibility. Then using κ_Δ , the dispersion equation is rewritten as

$$\frac{\chi_N}{A(1 + \kappa_\Delta)} \left[\sum_i \frac{|\langle \phi_i | \sigma \tau^- | | 0 \rangle|^2}{\epsilon_i - \epsilon} \right] = -1, \quad (5)$$

where $\chi_N / (1 + \kappa_\Delta)$ is the renormalized NN interaction that includes the Δ isobar effect. The summed GT strength in the N region is quenched by the same coefficient of $K_\Delta = 1 / (1 + \kappa_\Delta)$. Then, using the experimental quenching coefficient of $K_\Delta = 0.7$ as obtained from the experimental summed strengths, one gets $\kappa_\Delta = 0.43$. Then, from eq. (4), one gets $\chi_\Delta = 48 \text{ MeV}$, and ΔN coupling of $g'_{N\Delta} = 0.5$, being in accord with Jülich and Tokyo potentials [23]. The non-nucleonic reduction effect of GR_Δ , which is far above the N region, is common for all nuclear

axial-vector NMEs, is expressed by using the reduced g_A factor as $g_A^\Delta \approx g_A(1 + \kappa_\Delta)^{-1} \approx 0.7g_A$ with $g_A=1.27$ for a free nucleon. The Δ mixing amplitude a_i is of the order of $(\chi_\Delta/A)/300 \text{ MeV} \approx 1.5 \cdot 10^{-3}$ per nucleon, and the Δ probability is as small as $a_i^2 \approx 2 \times 10^{-6}$, but the coherent sum of a_i over $2A \approx 200$ of the Δ s excited from $A \approx 100$ of Ns (nucleons) is of the order of $\kappa_\Delta \approx 0.3$, resulting in the quenching coefficient around 0.7 as observed.

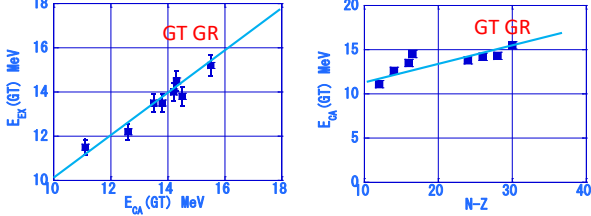


FIG. 5. Left panel: Experimental $GR_N(GT)$ energies against calculated ones. Line $E_{EX}(GT) = E_{CA}(GT)$. Right panel: $E_{CA}(GT)$ against $(N - Z)$. Line: $9.3 + 0.22(N - Z)$ MeV.

The $N\Delta$ interaction pushes down the GR_N energy, while the NN one pushes up that. The $GR_N(GT)$ energy is calculated by using eq.(3) with the $N\Delta$ interaction of $g'_{N\Delta}=0.5$ as used to fit the summed GT strength and the NN interaction of $g'_{NN} \approx 0.62$ ($\chi_N=30$ MeV). The calculated values reproduce well the observed $GR_N(GT)$ energies as shown in Fig. 5. They are given as $E_{CA}(GT) \approx 0.22(N - Z) + 9.3$ MeV. The $N\Delta$ and NN interactions are in accord with the Jülich and Tokyo potentials and those used in others [23, 24]. The NN interaction that would fit the observed $GR_N(GT)$ energy without the $N\Delta$ interaction would be around $\chi'_N=21$ MeV, 70% of the $\chi_N=30$ MeV with the $N\Delta$ interaction.

The SD mode is the $\tau\sigma$ excitation over $1 \hbar\omega$ ($\delta n=1$). The $GR_N(SD)$ energies for DBD nuclei are extracted from the CERs data [33–39]. The $GR_N(SD)$ is at about $1\hbar\omega$ above the $GR_N(GT)$, and the SD QP NMEs follow the similar reduction (quenching) as the GT ones [20] (see Fig. 4), being in accord with expectations from the SD NN and SD $N\Delta$ interactions as the GT ones.

The GT and SD NMEs for the low-lying QP states are reduced due to the NN and $N\Delta$ $\tau\sigma$ correlations. The GT strength is partly shifted from the QP to the $GR_N(GT)$ around 11–15 MeV and partly to the $GR_\Delta(GT)$ above 300 MeV. Then the NME M for the QP state is

$$M = K_{N\Delta} M_{QP}, \quad K_{N\Delta} = \frac{1}{1 + \kappa_N + \kappa_\Delta}, \quad (6)$$

where κ_N is the NN $\tau\sigma$ susceptibility. For simplicity, we consider a schematic level structure of one lowest QP GT state with the energy ϵ_1 and many other QP GT states with ϵ_i around $\bar{\epsilon}$. Then κ_N is given by [5, 6, 8]

$$\kappa_N = \frac{\chi_N}{A} \frac{N_f \bar{G}^2}{\bar{\epsilon} - \epsilon_1}, \quad (7)$$

where N_f is the number of the final QP GT states, and \bar{G}^2 is the average of the G_i^2 with $G_i \equiv |\langle \phi_i | \sigma \tau^- | 0 \rangle|$.

In case of the DBD nuclei with $N - Z \gg 10$, one gets $N_f \bar{G}^2 \approx 2(N - Z)$, and $\bar{\epsilon} - \epsilon_1 \approx 5$ MeV. Using the interaction of $\chi_N=30$ MeV as derived from the $GR_N(GT)$ energy and $2(N - Z)/A \approx 0.35$ for DBD nuclei, one gets $\kappa_N \approx 2.1$. Finally, including $\kappa_\Delta \approx 0.43$, the reduction coefficient is $K_{N\Delta} = 1/(1 + 2.1 + 0.43) \approx 0.28$. We get the same reduction coefficient by using $K_{N\Delta} = K'_N \times K_\Delta$ with $K'_N = 0.40$ being the NN reduction coefficient with the renormalized NN interaction of $\chi'_N = 21$ MeV and $K_\Delta = 0.7$. The experimental coefficient of $K_{EX} \approx 0.21$ is smaller than the $K_{N\Delta} \approx 0.28$ due to the NN and $N\Delta$ correlations, suggesting a further reduction factor of around $0.21/0.28 \approx 0.8$ due to the nuclear medium effects, as discussed on Fig. 4.

The GR_Δ is pushed up in energy due to the repulsive $N\Delta$ interaction from the GR_N . The GR_Δ energy is expressed by using the unperturbed energy $E_\Delta(0)$ for Δ in the nucleus and the $N\Delta$ interaction energy of χ_Δ ,

$$E(GR_\Delta) = E_\Delta(0) + \frac{\chi_\Delta}{A} \frac{4Z + 2A}{3}, \quad (8)$$

Using $(4Z + 2A)/3A \approx 1.2$ for the DBD nuclei, one gets $E(GR_\Delta) \approx E_\Delta(0) + 58$ MeV. Assuming the Δ binding energy of 10 MeV as the nucleon one, the unperturbed Δ energy is evaluated as $E_\Delta(0) \approx 286$ MeV, and the Δ GR energy as $E(GR_\Delta) \approx 344$ MeV. The Δ GRs have been studied by using photo nuclear excitations [25, 54]. The average excitation energy for heavy nuclei with the similar $(4Z + 2A)/3A \approx 1.2$ as for DBD nuclei is around 330–340 MeV, although the resonance energy is not well defined due to the large intrinsic and spreading widths of Δ . The cross sections are proportional to A . These are consistent with the present GR_Δ with the χ_Δ .

Concluding remarks. Summed GT and SD strengths in the N region of the medium-heavy DBD nuclei are shown to be quenched by a factor around $(K_\Delta = 0.7)^2$ with respect to the sum rule values without $N\Delta$ correlations. The quenching is due to the coupling with the Δ $\tau\sigma$ giant resonance of GR_Δ around 340 MeV. The quenching coefficient is analyzed by using QRPA($N\Delta$) with such $\tau\sigma$ non-nucleonic $N\Delta$ and nucleonic NN interactions that reproduce the observed GR_N and GR_Δ energies.

The quenching effects on the axial-vector β and $\beta\beta$ NMEs are expressed as $M(\beta) = (g_A^\Delta/g_A) M_N(\beta)$ and $M_{\beta\beta} = (g_A^\Delta/g_A)^2 M_N(\beta\beta)$ with $g_A^\Delta/g_A = K_\Delta = 0.7$, and $M_N(\beta)$ and $M_N(\beta\beta)$ are the NMEs without the $N\Delta$ correlations. The quenching effect due to the GR_Δ , being located far beyond the nucleon region of 0–30 MeV, is universal for all axial-vector β and $\beta\beta$ decays.

GT and SD NMEs for low-lying QP states in DBD and medium-heavy nuclei are reduced by the coefficients $K_N \approx 0.4$ due to the NN $\tau\sigma$ correlation and the $K_\Delta \approx 0.7$ due to the $N\Delta$ $\tau\sigma$ correlation. These reductions are expressed as the negative $\tau\sigma$ core polarization effects induced by the repulsive NN and $N\Delta$ $\tau\sigma$ interactions, as contrasted to the enhanced isoscalar quadrupole ($r^2 Y_2$) NMEs due to the attractive quadrupole interactions [21].

The constant interaction of $\chi'_N = 21$ MeV ($= 0.7\chi_N$) is

used for the present DBD and medium-heavy nuclei. The quenching effect gets much less at light nuclei in case of the mass dependent interaction as $\chi'_N=5.2 \times A^{0.3}$ [55].

DBD NME is expressed as $M^{0\nu} = (g_A^{eff})^2 M_A^0 - M_F^0$. Using M_A^0 and M_F^0 derived by the QRPA (N) [20] and the present value of $g_A^{eff} = K_\Delta K_M = 0.7 \times 0.8$, $M^{0\nu}$ is

$$M^{0\nu} \approx 5.75 - 0.03A, \quad (9)$$

with A being the mass number. This is close to the NMEs in [20] with similar g_A^{eff} , and those in [14] with 2BC.

The Δ GR effect is due to the strong (nuclear) $\tau\sigma$ -type $N\Delta$ interaction, and reduce (quench) not only nuclear axial-vector β and $\beta\beta$ NMEs, but also all $\tau\sigma$ components in weak, electro-magnetic and strong interaction NMEs in astro-nuclear physics. Their NMEs are quenched with respect to the NMEs based on N models without the GR_Δ by $(g_A^\Delta/g_A) \approx 0.7$ and the transition rates by $(g_A^\Delta/g_A)^2 \approx 0.5$ due to the GR_Δ effects. Supernova ν -nuclear synthesis rates, photo-nuclear excitation rates and isovector spin nuclear transition rates are also reduced similarly. Thus impact of the GR_Δ on astro-nuclear and particle physics is indeed very large.

-
- [1] M. Doi, T. Kotani, and E. Takasugi, Prog. Theor. Phys. Suppl. **83**, 1 (1985).
- [2] F. Avignone, S. Elliott, and J. Engel, Rev. Mod. Phys. **80**, 481 (2008).
- [3] J. Vergados, H. Ejiri, and F. Šimkovic, Rep. Prog. Phys. **75**, 106301 (2012).
- [4] M. Agostini, G. Benato, J. A. Detwiler, J. Menéndez, and F. Vissari, Rev. Mod. Phys. **95** 025002 (2023).
- [5] H. Ejiri, Nucl. Phys. A **166**, 594 (1971).
- [6] H. Ejiri and J.I. Fujita, Phys. Rep. **38C**, 85 (1978).
- [7] I.S. Towner, Phys. Rep., **155**, 263 (1987).
- [8] H. Ejiri, Phys. Rep. **338**, 265 (2000).
- [9] H. Ejiri, J. Suhonen and K. Züber, Phys. Rep. **797**, 1 (2019).
- [10] P. Gysbers et al., Nature Physics **15**, 428 (2019).
- [11] L. Coraggio, et al., Phys. Rev. C **109**, 014301 (2024).
- [12] J. Suhonen and O. Civitarese, Phys. Rep. **300**, 123 (1998).
- [13] A. Faessler and F. Simkovic, J. Phys. G Nucl. Part. Phys. **24**, 2139 (1998).
- [14] J. Menéndez, D. Gazit, and A. Schwenk, Phys. Rev. Lett., **107**, 062501 (2011).
- [15] J. Suhonen and O. Civitarese, J. Phys. G Nucl. Part Phys. **39**, 085105 (2012).
- [16] J. Barea, J. Korita and F. Iachello, Phys. Rev. C **87**, 014315 (2013).
- [17] J. Engel and J. Menéndez, Rep. Prog. Phys. **80**, 046301 (2017).
- [18] L. Jokiniemi, H. Ejiri, D. Frekers, and J. Suhonen, Phys. Rev. C **98**, 024608 (2018).
- [19] F. Šimkovic, R. Dvornicky, D. Stephanik, and A. Faessler, Phys. Rev. C **97**, 054315 (2018).
- [20] H. Ejiri, L. Jokiniemi and J. Suhonen Phys. Rev. C. **105**, L022501 (2022).
- [21] A. Bohr and B. Mottelson, Phys. Letters B **199**, 10 (1981). *Nuclear Structure*, I, II, W.A. Benjamin, INC., Amsterdam, (1969, 1975).
- [22] H. Sagawa, and N. Van Giai, Phys. Lett. B **113**, 119 (1982).
- [23] F. Oesterfeld, Rev. Mod. Phys. **64**, 491 (1992).
- [24] E.D. Kirchuk, J. Blomqvist and R.J. Liotta, Phys. Scripta **59**, 416 (1999).
- [25] G. Cattapan and L.S. Ferreira, Phys. Rep. C **362**, 303 (2002).
- [26] H. Ejiri, Few Body Syst. Springer, **62**, 60 (2021).
- [27] H. Ejiri, T. Fukuyama and T. Sato, arXiv 2501.03454 [hep-ph]
- [28] H. Ejiri, N. Soukouti, and J. Suhonen, Phys. Lett. B **729**, 27 (2014).
- [29] H. Ejiri and J. Suhonen, J. Phys. G **42**, 055201 (2015).
- [30] J. Suhonen, Phys. Rev. C **96**, 055501 (2017).
- [31] H. Ejiri, Front. Phys **7**, 30 (2019).
- [32] K. Ikeda, S. Fujii, and J.I. Fujita, Prog. Theor. Phys. **31**, 434 (1963).
- [33] H. Akimune, et al., Phys. Lett. B **394**, 23 (1997); **665**, 424 (2008).
- [34] J. H. Thies, et al., Phys. Rev. C **86**, 014304 (2012).
- [35] J. H. Thies et al., Phys. Rev. C **86**, 054323 (2012).
- [36] P. Puppe et al., Phys. Rev. C **84**, 051305R (2011).
- [37] C. J. Guess et al., Phys. Rev. C **83**, 064318 (2011).
- [38] J. H. Thies, et al., Phys. Rev. C **86**, 044309 (2012).
- [39] P. Puppe, et al., Phys. Rev. C **86**, 044603 (2012).
- [40] H. Ejiri and D. Frekers, J. Phys. G Part. Phys. **43**, 11LT01 (2016).
- [41] R.G.T. Zegers et al., Phys. Rev. Lett. **99**, 202501 (2007).
- [42] C.A. Douma et al., Eur. Phys. J. A, **56**, 51 (2020).
- [43] M.A. Franey and W.G. Love, Phys. Rev. C **31**, 488 (1985).
- [44] H. Dohmann et al., Phys. Rev. C **78**, 041602(R) (2008).
- [45] E. -W. Grew et al., Phys. Rev. C **78**, 044301 (2008).
- [46] K.J. Raywood et al., Phys. Rev. C **41**, 2836 (1990).
- [47] H. Condé, et al., Nucl. Phys. A **545**, 785 (1992)
- [48] C. Gaarde, et al, Nucl. Phys. A **369**, 258 (1981).
- [49] T. Wakasa, et al., Phys. Rev. C **55**, 2909 (1997).
- [50] G.F. Bertch and I. Hamamoto, Phys. Rev. C. **26**, 1323 (1982).
- [51] B.P. Kay, J. P. Schiffer, and S.J. Freeman, Phys. Rev. Lett. **111**, 042502 (2013).
- [52] Y.F. Niu et al., Phys. Rev. C **94**, 064328 (2016).
- [53] G.E. Brown and M. Rho, Nucl. Phys. A **372**, 397 (1981).
- [54] J. Ahrens, L.S. Ferreira, and W. Weise, Nucl. Phys. A **485**, 621 (1988).
- [55] H. Homma et al., Phys. Rev. C **54**, 2972 (1996).