

A Conditional Tabular GAN-Enhanced Intrusion Detection System for Rare Attacks in IoT Networks

Safaa Menssouiri, and El Mehdi Amhoud

College of computing, Mohammed VI Polytechnic University, Ben Guerir, Morocco

{safaa.menssouiri, elmehdi.amhoud}@um6p.ma

Abstract—Internet of things (IoT) networks, boosted by 6G technology, are transforming various industries. However, their widespread adoption introduces significant security risks, particularly in detecting rare but potentially damaging cyber-attacks. This makes the development of robust intrusion detection systems (IDS) crucial for monitoring network traffic and ensuring their safety. Traditional IDS often struggle with detecting rare attacks due to severe class imbalances in IoT data. In this paper, we propose a novel two-stage system called conditional tabular generative synthetic minority data generation with deep neural network (CTGSM-DNN). In the first stage, a conditional tabular generative adversarial network (CTGAN) is employed to generate synthetic data for rare attack classes. In the second stage, the SMOTEENN method is applied to improve dataset quality. The full study was conducted using the CSE-CIC-IDS2018 dataset, and we assessed the performance of the proposed IDS using different evaluation metrics. The experimental results demonstrated the effectiveness of the proposed multiclass classifier, achieving an overall accuracy of 99.90% and 80% accuracy in detecting rare attacks.

Index Terms—intrusion detection, IoT networks, rare attacks, conditional tabular GAN, SMOTEENN

I. INTRODUCTION

The proliferation of internet of things (IoT) networks, coupled with the emergence of 6G technology [1], are transforming numerous aspects of modern life, from smart homes and cities to industrial automation and healthcare systems. IoT networks comprise a vast array of interconnected devices that collect, exchange, and analyze data to facilitate intelligent decision-making and automation. This interconnected ecosystem enhances efficiency, productivity, and convenience, driving the rapid adoption of IoT technologies across various domains. However, the widespread deployment of IoT devices within the high-speed, low-latency framework of 6G introduces substantial security challenges. The heterogeneous nature of these networks, combined with their large-scale and distributed architecture, makes them vulnerable to a variety of cyber threats [2]. Traditional security measures are often inadequate for addressing the unique requirements and vulnerabilities inherent in IoT environments. Thus, robust and adaptive security solutions, such as intrusion detection systems (IDS) [3], are essential for monitoring network traffic, detecting anomalies, and safeguarding against potential security breaches.

Although there are different types of IDS, in our research work we are interested in anomaly-based IDS (AIDS) [4]. These systems aim to detect both known and unknown attacks,

providing a more comprehensive detection capability than other IDS.

One of the significant challenges in developing effective anomaly-based IDS is the issue of imbalanced data. In many real-world scenarios, the number of normal instances vastly outweighs the number of anomalous ones, creating a class imbalance problem. This imbalance is particularly problematic when dealing with rare classes of attacks.

Rare attacks are a type of security breach that occur infrequently and have a low number of instances, making them less familiar and more challenging to detect. They often account for only a small fraction of the normal data, and when using a single machine learning (ML) model for classification, the classifier tends to favor the majority class of data and misclassify the rare-class attack data.

Despite their rarity, these attacks can indicate more sophisticated and potentially damaging threats. As a result, developing effective techniques to detect rare intrusion events is crucial for maintaining the security and integrity of IoT networks. In this work, we aim at enhancing the detection capabilities for rare attacks by exploring novel approaches and leveraging advanced ML techniques. While several previous studies have focused on using generative adversarial networks (GANs) for data augmentation to address the challenge of imbalanced datasets, our approach is distinguished by the use of conditional tabular GAN (CTGAN). Unlike traditional GANs, which can struggle with discrete data characteristics, CTGAN excels at capturing the nuances of rare attack classes.

The main contributions of this paper are summarized as follows:

- We develop a novel two-stage methodology that first employs CTGAN to generate synthetic data for rare attack classes, followed by the SMOTEENN method to enhance the detection of attacks in IoT networks.
- We validate our proposed system on one of the largest public datasets (CSE-CIC-IDS2018) for IDS, and we conduct comprehensive comparisons with existing methods.
- The experiments demonstrate that our proposed solution significantly improves the detection accuracy of rare attack instances, achieving up to 80% accuracy for rare attacks while maintaining 99.90% overall classification accuracy.

The remainder of the paper is organized as follows:

In section II, we introduce the related work. In section III, we detail the architecture of our proposed model along with a description of the dataset. In section IV, we present our simulation results, and we discuss the observations and findings. Finally, in section V, we conclude and outline our perspectives.

II. RELATED WORK

Intrusion detection systems play a crucial role in safeguarding IoT networks. Numerous studies have focused on developing effective IDS for IoT networks, employing a variety of techniques ranging from traditional signature-based methods to more advanced ML approaches. Notably, supervised learning algorithms, such as k-nearest neighbors (KNN), naïve bayes, and support vector machines (SVM) [5], have been extensively studied for their effectiveness in detecting anomalies. In [6], the authors conducted several experiments to evaluate the efficiency and performance of various ML classifiers, such as random forest, random tree, decision table, naïve Bayes, and Bayes network. All the tests were conducted using the KDD dataset. The experiments demonstrated that there is no single ML model that can handle efficiently all the types of attacks. Furthermore, deep learning (DL) techniques, such as convolutional neural networks (CNN) or long short-term memory (LSTM) [7] are widely used in IDS.

The use of a single ML model has inherent limitations [8]. Thus, in recent years, various learning algorithms have been combined to enhance performance of IDS [9]. For instance, in [10] the authors proposed an IDS that combines the powerful learning ability of LSTM in time series data with CNN’s ability to extract spatial features. The model was trained using KDD CUP99, NSL-KDD, and UNSW-NB15 classic datasets, the results show good convergence and performance.

Despite these advancements, a significant challenge remains in dealing with imbalanced datasets, particularly regarding rare attacks detection. Traditional and even some advanced ML models often struggle to accurately detect rare attacks due to their scarcity in the training data. Xu et al. [11] presented a recurrent neural network based IDS. Their approach, tested on the NSL-KDD and KDD Cup’99 datasets, demonstrated promising results compared to other methodologies. However, it has a limitation in detecting minority attack classes, such as U2R and R2L, resulting in lower detection rates for these specific classes. Other works, such as [12], have utilized ensemble learning with feature selection technique to enhance IDS performance on the CSE-CIC-IDS2018 dataset. While the overall detection accuracy has been improved, rare attack classes like SQL Injection and Brute Force were not well classified. Additionally, the infiltration attack class showed lower performance, revealing challenges in detecting these types of attacks. Moreover, in [13] the authors proposed a Bagging-DNN-based IDS that addresses class imbalance by incorporating class weights and leveraging deep neural networks (DNN) as core estimators. Their method achieved high performance across four datasets, with accuracy reaching 98.90%, demonstrating effective detection of both known and

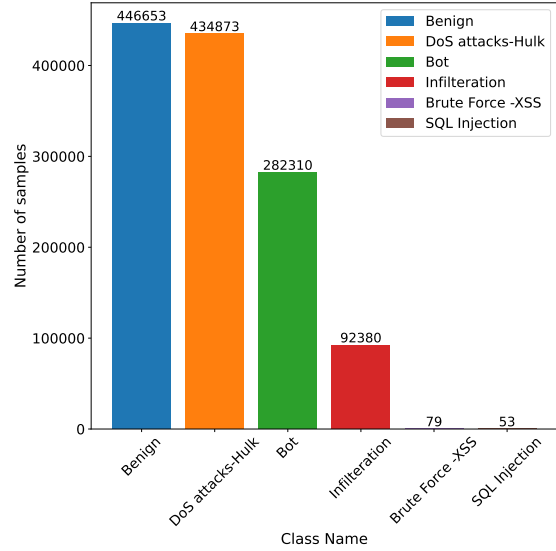


Fig. 1: Class distribution of the dataset.

Table I: Selected files from the CSE-CIC-IDS2018 dataset

File name	Class types
Friday-16-02-2018 TrafficForML CICFlowMeter.csv	Benign DoS attacks-Hulk
Thursday-22-02-2018 TrafficForML CICFlowMeter.csv	Brute Force-XSS
Friday-23-02-2018 TrafficForML CICFlowMeter.csv	SQL Injection
Thursday-01-03-2018 TrafficForML CICFlowMeter.csv	Infiltration
Friday-02-03-2018 TrafficForML CICFlowMeter.csv	Bot

unknown attacks. However, their experiments were limited to binary classification, which may restrict its applicability in multiclass scenarios, particularly for detecting rare attacks.

Existing works address the issue of imbalanced data by employing class-weighting techniques, undersampling, or oversampling. Class weighting effectively enhances rare attack detection without introducing redundancy, but it may lead to trade-offs in majority class performance and struggles with extremely rare classes. On the other hand, undersampling can lead to the loss of valuable information, while oversampling can introduce redundancy and overfitting. Alternatively, some approaches employ ensemble models to improve rare attack detection, although these methods can be computationally complex, especially when dealing with large dataset.

III. METHODOLOGY

A. CSE-CIC-IDS2018 Dataset

In our study, we employed the open-source CSE-CIC-IDS2018 dataset, created by the Canadian Institute for Cybersecurity [14]. This dataset was selected for its comprehensive and up-to-date nature, meeting essential criteria such as extensive traffic data, a variety of attack types, and detailed labeling. It encompasses seven distinct attack scenarios: Brute Force, Heartbleed, Botnet, DoS, DDoS, Web attacks, and network infiltration, as well as the benign data. Importantly, the CSE-

CIC-IDS2018 dataset exhibits imbalanced classes, with certain rare attack types such as Brute Force-XSS and SQL Injection, occurring less frequently than others. The distribution of the dataset used in our analysis is illustrated in Fig. 1. From the figure, we notice that the number of samples of Brute Force-XSS and SQL Injection represent only 0.009% and 0.006%, respectively, from the total number of samples of all attacks. This rarity is crucial to our objective of developing an IDS tailored for identifying rare attacks in IoT networks.

In addition, the dataset contains 80 features extracted from network traffic and system logs. Although it comprises several files, only a selected subset was used for this study based on their relevance to the analysis. The chosen files and their corresponding class types are detailed in Table I. The preprocessing step included merging these files, and the workflow is outlined in the following subsections.

Algorithm 1 SMOTEENN method

- 1: **Input:** Dataset D with minority class samples D_{min} and majority class samples D_{maj} , Number of synthetic samples N , Number of nearest neighbors k
 - 2: **Output:** Resampled set D'
 - 3: $S \leftarrow \emptyset$
 - 4: **for** each $x_i \in D_{min}$ **do**
 - 5: $N_i \leftarrow k$ -nearest neighbors of x_i from D_{min}
 - 6: **end for**
 - 7: **for** each $x_i \in D_{min}$ **do**
 - 8: **for** $j \leftarrow 1$ to N **do**
 - 9: Select $x_{ij} \in N_i$
 - 10: $x_{new} \leftarrow x_i + \lambda(x_{ij} - x_i)$ where $\lambda \sim U(0, 1)$
 - 11: $S \leftarrow S \cup \{x_{new}\}$
 - 12: **end for**
 - 13: **end for**
 - 14: $D' \leftarrow D \cup S$
 - 15: **for** each $x_i \in D'$ **do**
 - 16: $N_i \leftarrow k$ -nearest neighbors of x_i
 - 17: **if** $y_i \neq$ majority class in N_i **then**
 - 18: $D' \leftarrow D' \setminus \{x_i\}$
 - 19: **end if**
 - 20: **end for**
-

B. SMOTEENN Method

SMOTEENN is a hybrid technique that combines synthetic minority over-sampling technique (SMOTE) [15] and edited nearest neighbors technique (ENN) to tackle imbalanced datasets [16]. Initially, SMOTE generates synthetic samples of the minority class to balance the dataset. Following this, the ENN method is applied to cleanse the data by removing noisy and ambiguous samples. This dual approach not only enhances the representation of rare attacks but also improves dataset quality by eliminating misleading instances, thereby enhancing the accuracy and reliability of intrusion detection. The SMOTEENN method is formalized in Algorithm 1.

C. Conditional Tabular GAN (CTGAN)

CTGAN is a specialized GAN designed for realistic tabular data generation [17], adept at handling mixed data types and complex dependencies. It employs conditional modeling, training-by-sampling techniques, and mode-specific normalization to optimize synthesis across categorical and continuous variables, thereby enhancing data augmentation and effectively addressing class imbalance. CTGAN's adversarial training framework ensures continual improvement in generating realistic samples, making it ideal for various applications needing precise synthetic data from tabular datasets. In CTGAN, the generator G and discriminator D are trained simultaneously, with the goal of G producing synthetic data that D cannot distinguish from real data.

CTGAN employs mode-specific normalization using a Gaussian mixture model (GMM) for continuous variables and one-hot encoding for categorical variables. The overall probability density function $p(x)$ of a continuous variable x is given by:

$$p(x) = \sum_{k=1}^K \pi_k \mathcal{N}(x | \mu_k, \sigma_k^2), \quad (1)$$

where $p(x)$ is formed by a weighted sum of K Gaussian components. Each component is characterized by its mean μ_k , variance σ_k^2 , and weight π_k , which determines its contribution to the mixture model. This ensures that the synthetic data preserves the statistical properties of the original data.

D. CTGSM-DNN System

The proposed conditional tabular generative synthetic minority data generation with deep neural network (CTGSM-DNN) intrusion detection system consists of several sequential steps, as depicted in Fig. 2. We began by importing the CSE-CIC-IDS2018 dataset and performing essential preprocessing tasks, including data cleaning, encoding, and normalization. As part of these steps, we also dropped the *timestamp* feature from the dataset. To address the rarity of certain attacks, we employed CTGAN model to generate synthetic samples for the Brute Force-XSS and SQL Injection classes. This is shown in step 2 in Fig. 2. This approach ensures the generation of realistic and less biased synthetic data, enriching the dataset with these rare attack instances. By incorporating these synthetic samples into the existing data, we applied the SMOTEENN method to balance the dataset, ensuring a cleaner and more representative distribution. (this is shown in step 3 in Fig. 2). This combination of CTGAN and SMOTEENN is motivated by the need to balance augmentation with data quality. While CTGAN is effective at generating realistic synthetic samples, excessive augmentation (e.g., increasing from 30 to 100,000) can introduce redundancy or unrealistic samples, potentially leading to model overfitting or degraded performance. SMOTEENN addresses this issue by refining the dataset, to ensure the generated data is high-quality and representative, thereby enhancing training robustness. Afterwards, in step 4, the resulting dataset is used to train the DNN model.

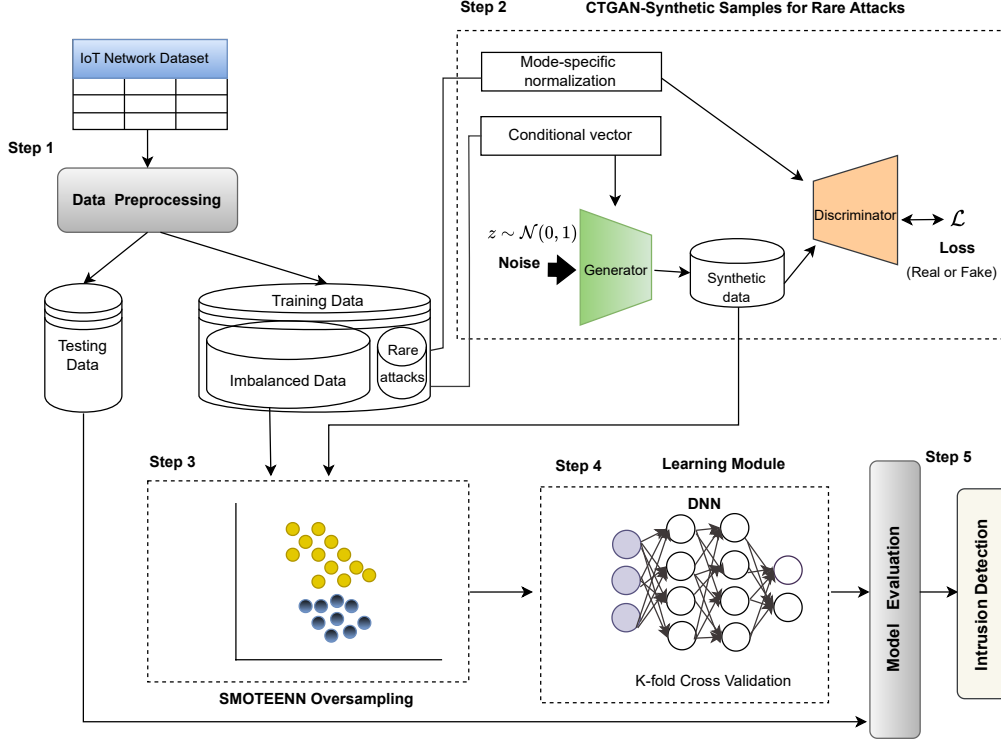


Fig. 2: The proposed CTGSM-DNN intrusion detection system architecture.

Table II: Deep neural network architecture and configuration details

Model	Criteria	Values
CTGAN	Epoch	700
	No. of synthetic samples	1000
DNN	Model	Sequential
	No. of hidden layers	3
	Size of Input	78
	No. of neurons in hidden layers	128, 64, 6
	Optimizer	Adam
	Activation function for hidden layer	ReLU
	Activation function for output layer	Softmax
	Dropout technique	Standard (p=0.4)
Epoch / Batch_size	30 / 512	

The impact of the CTGAN and SMOTEENN methods on the dataset distribution is visually demonstrated in Fig. 3 using t-distributed stochastic neighbor embedding (t-SNE), a dimensionality reduction technique that reduces high-dimensional data to two dimensions while preserving local structures. Fig. 3a represents the original training data, highlighting the inherent class imbalance. In Fig. 3b, the training data after applying CTGAN is shown, revealing the generation of synthetic samples for rare attacks. Finally, Fig. 3c depicts the training data after applying both the CTGAN and SMOTEENN methods, illustrating a more balanced distribution among classes. We trained and validated our model using 70% of the dataset with a stratified five-fold cross-validation approach, which helps in achieving robust and reliable performance. The effectiveness of the proposed model was evaluated on the remaining 30% of the dataset using various metrics, including

accuracy, loss, and confusion matrix. These metrics provide a thorough evaluation of the model's ability to detect rare and imbalanced classes, which is essential for improving IDS.

E. Performance Evaluation Metrics

To assess the performance of our proposed IDS, we used various metrics, including accuracy (AC), precision (PR), recall (R), and F1-score ($F1$) via confusion matrix, along with the loss and the receiver operating characteristic (ROC) curve. These performance metrics are defined as follows:

$$AC = \frac{TP + TN}{TP + TN + FP + FN}, \quad R = \frac{TP}{TP + FN}, \quad (2)$$

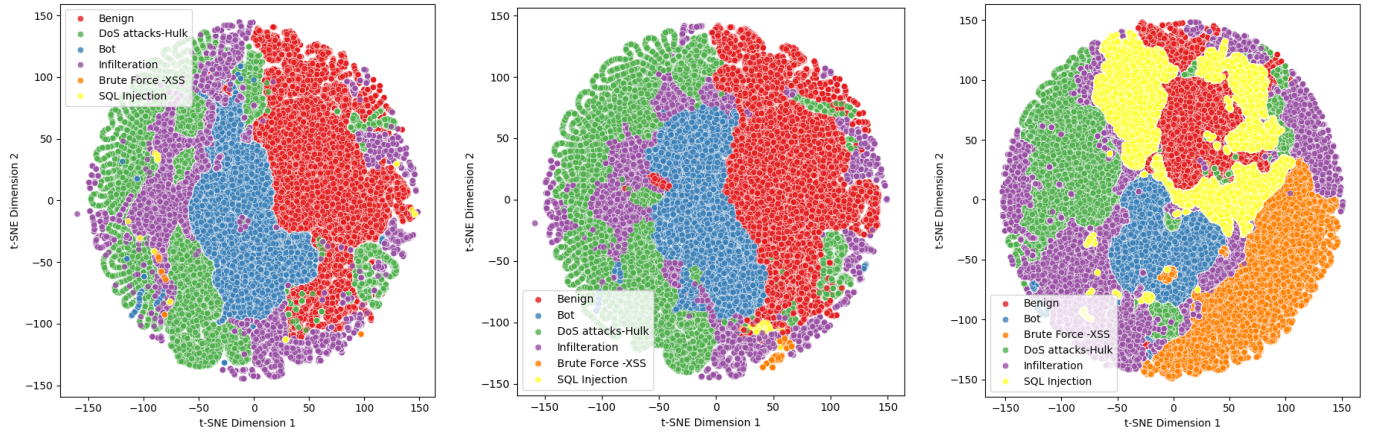
$$F1 = \frac{2TP}{2TP + FP + FN}, \quad PR = \frac{TP}{TP + FP}. \quad (3)$$

With TP , TN , FP and FN representing true positives, true negatives, false positives, and false negatives, respectively.

To train our model, we employed the focal loss, a cost-sensitive loss function designed to address class imbalance by modifying the cross-entropy loss function. It focuses on improving the learning of minority class samples. Mathematically, the focal loss (FL) is expressed as:

$$FL = -\alpha(1 - p)^\gamma \log(p), \quad (4)$$

where p is the predicted probability of a data instance, α is a hyperparameter that balances the importance of positive and negative samples, and γ is a focusing parameter that denotes a prefixed positive scale value.



(a) Original training data. (b) Training data after applying CTGAN. (c) Training data after applying CTGAN and SMOTEENN.
 Fig. 3: T-SNE visualization of CSE-CIC-IDS2018 training data before and after applying CTGAN and SMOTEENN methods.

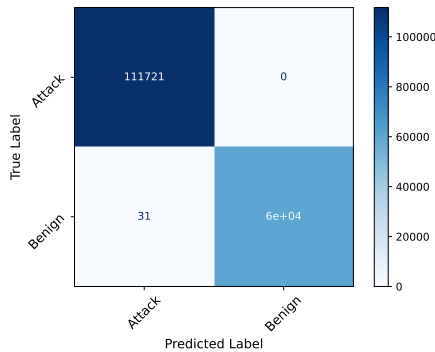


Fig. 4: Confusion matrix for binary classification.

IV. EXPERIMENTAL RESULTS

In this section, we evaluate the performance of our proposed CTGSM-DNN system for detecting rare attacks. To ensure optimal model performance, we tuned the hyperparameters to find the most suitable ones, as presented in Table II.

A. Binary Classification

In our experiments, we conducted the binary classification based on two labels of the data: benign and attack. Fig. 4 illustrates the confusion matrix for the binary classifier model. The obtained results show the high performance of our proposed model in differentiating between normal and attack classes when applied to unseen data, with almost 99.98% accuracy. Furthermore, our model maintains an impressive 99.99% performance when considering other evaluation metrics, such as F1-score, recall, and precision, as shown in Table III.

B. Multiclass Classification

Since our objective is to identify rare attacks, we conducted a multiclass classification task, where multiple attack types were classified alongside benign case. The experiments demonstrate that our proposed solution significantly improves the detection accuracy of rare attack instances, achieving up

Table III: Performance metrics (%) of the binary classifier

Class	Precision	Recall	F1-score
Benign	99.99	99.99	99.99
Attack	99.99	99.99	99.99

Table IV: Averaged evaluation of methods on the CSE-CIC-IDS2018 dataset

Model	Precision	Recall	F1-score
DNN [18]	1	0.75	0.79
SVM (with class weights)	0.69	0.92	0.71
DNN (with class weights) [19]	0.67	0.94	0.68
DNN+SMOTE	0.73	0.93	0.77
CNN+SMOTEENN [20]	0.70	0.94	0.72
CTGSM-DNN (Categorical Cross-Entropy loss)	0.75	0.94	0.80
Proposed Approach	0.80	0.95	0.84

to 80% accuracy for rare attacks while maintaining an overall classification accuracy of 99.90%. Additionally, the model reached 99.90% accuracy after only few epochs, with the loss converging to nearly 0%, as shown in Fig. 5. Moreover, the confusion matrix presented in Fig. 6, highlights the model's ability to correctly classify most attack classes, with minimal misclassifications. Notably, for SQL Injection, 14 attacks were perfectly detected among 16, and for Brute Force-XSS, 20 attacks were detected among 24. We also compared our model with other state-of-the-art methods, and the results as depicted in Table IV show that our proposed approach achieved the highest recall and F1-score, further highlighting its efficacy. Finally, the ROC curves for each class, as shown in Fig. 7, demonstrate strong performance, with a true positive rate of approximately 99% and a false positive rate of around 1%. These results highlight our model's capability in detecting rare attacks.

V. CONCLUSION

In this paper, we proposed a new IDS designed to tackle the challenge of detecting rare attacks in IoT networks, which are often hindered by severe class imbalances in the data. By leveraging conditional tabular GAN for synthetic rare

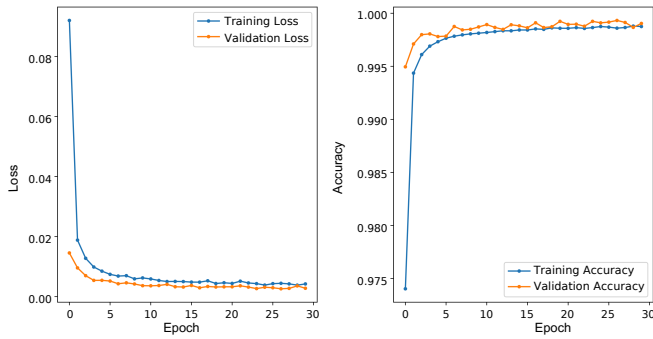


Fig. 5: Train accuracy and loss for multiclass classification.

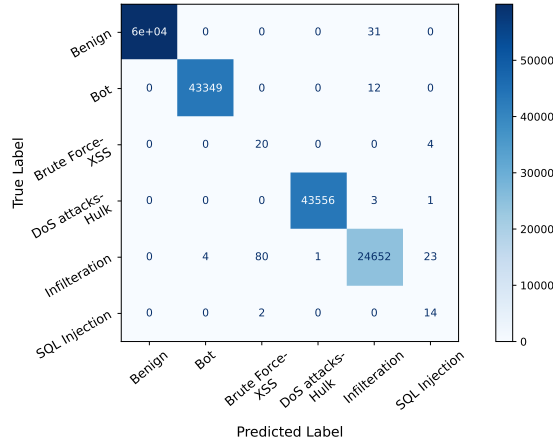


Fig. 6: Confusion matrix for multiclass classification.

data generation and the SMOTEENN method for effectively tackling class imbalance and refining data quality, our approach enhances the detection of rare attack classes. The proposed system was trained and tested using the CSE-CIC-IDS2018 dataset, where the experimental results showed a high potential of the proposed CTGSM-DNN system in both binary and multiclass classification tasks. In our future work, we plan to leverage advanced techniques such as large language models (LLMs) and natural language processing (NLP) to further enhance the detection and classification of rare attacks particularly in scenarios where IoT devices generate complex or text-based data, such as logs or communication protocols.

ACKNOWLEDGMENT

This work was sponsored by the 100 PhDs for Africa programme under the UM6P/EPFL Excellence in Africa Initiative.

REFERENCES

- 1 M. Alsabah *et al.*, "6G wireless communications networks: A comprehensive survey," *IEEE Access*, vol. 9, pp. 148 191–148 243, 2021.
- 2 A. Mosenia and N.K. Jha, "A comprehensive study of security of internet-of-things," *IEEE Transactions on Emerging Topics in Computing*, vol. 5, no. 4, pp. 586–602, 2017.
- 3 S. Walling and S. Lodh, "A survey on intrusion detection systems: Types, datasets, machine learning methods for nids and challenges," in *13th Int. Conf. on Computing Com. and Networking Technologies*, pp. 1-7, 2022.
- 4 M. Ozkan-Okay *et al.*, "A comprehensive systematic literature review on intrusion detection systems," *IEEE Access*, pp. 157 727–157 760, 2021.

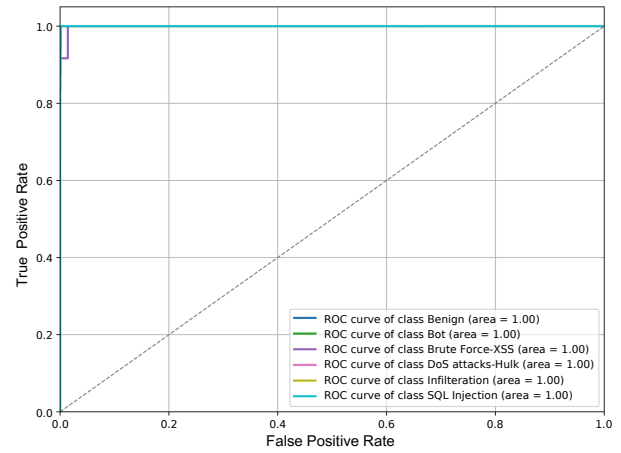


Fig. 7: Roc curve for multiclass classification.

- 5 R. Aditya, H.H. Nuha, and S. Prabowo, "Intrusion detection using support vector machine on internet of things dataset," in *IEEE International Conference on Communication, Networks and Satellite*, pp. 62-66, 2022.
- 6 M. Almseidin, M. Alzubi, S. Kovacs, and M. Alkasassbeh, "Evaluation of machine learning algorithms for intrusion detection system," in *IEEE 15th Int. Symp. on Intelligent Systems and Informatics*, pp. 277-282, 2017.
- 7 K. Saurabh *et al.*, "LBDMIDS: LSTM based deep learning model for intrusion detection systems for IoT networks," in *IEEE World AI IoT Congress*, pp. 753-759, 2022.
- 8 K. Zerhouni, G.S. Gaba, M. Hedabou, T. Maksymyuk, A. Gurtov, and E.M. Amhoud, "GAN-based evasion attack in filtered multicarrier waveforms systems," *IEEE Transactions on Machine Learning in Communications and Networking*, vol. 2, pp. 210–220, 2024.
- 9 S. Menssouri, M. Delamou, K. Ibrahim, and E.M. Amhoud, "Enhanced intrusion detection system for multiclass classification in UAV networks," in *IEEE 35rd Annual Int. Symposium on Personal, Indoor and Mobile Radio Communications*, 2024.
- 10 J. Du, K. Yang, Y. Hu, and L. Jiang, "NIDS-CNNLSTM: Network intrusion detection classification model based on deep learning," *IEEE Access*, vol. 11, pp. 24 808–24 821, 2023.
- 11 C. Xu, J. Shen, X. Du, and F. Zhang, "An intrusion detection system using a deep neural network with gated recurrent units," *IEEE Access*, vol. 6, pp. 48 697–48 707, 2018.
- 12 Q.R.S. Fitni and K. Ramli, "Implementation of ensemble learning and feature selection for performance improvements in anomaly-based intrusion detection systems," in *IEEE Int. Conference on Industry 4.0, Artificial Intelligence, and Communications Technology*, pp. 118-124, 2020.
- 13 A. Thakkar and R. Lohiya, "Attack classification of imbalanced intrusion data for IoT network using ensemble-learning-based deep neural network," *IEEE Internet of Things Journal*, vol. 10, no. 13, pp. 11888-11895, 2023.
- 14 I. Sharafaldin, A.H. Lashkari, and A.A. Ghorbani, "Toward generating a new intrusion detection dataset and intrusion traffic characterization," in *4th Int. Conf. on Inform. Systems Secur. and Privacy*, pp. 108-116, 2018.
- 15 N.V. Chawla, K.W. Bowyer, L.O. Hall, and W.P. Kegelmeyer, "SMOTE: synthetic minority over-sampling technique," *Journal of Artificial Intelligence Research*, vol. 16, p. 321–357, 2002.
- 16 G.E.A.P.A. Batista, R.C. Prati, and M.C. Monard, "A study of the behavior of several methods for balancing machine learning training data," *ACM SIGKDD Explor. Newsl.*, vol. 6, p. 20–29, 2004.
- 17 L. Xu, M. Skoularidou, A. Cuesta-Infante, and K. Veeramachaneni, "Modeling tabular data using conditional GAN," in *Advances in Neural Information Processing Systems (NIPS)*, vol. 32, 2019.
- 18 J. Kim, N. Shin, S.Y. Jo, and S.H. Kim, "Method of intrusion detection using deep neural network," in *IEEE International Conference on Big Data and Smart Computing (BigComp)*, pp. 313-316, 2017.
- 19 K.R.M. Fernando and C.P. Tsokos, "Dynamically weighted balanced loss: Class imbalanced learning and confidence calibration of deep neural networks," *IEEE Trans. Neural Netw. Learn. Syst.*, vol. 33, 2022.
- 20 X. Zhang, J. Ran, and J. Mi, "An intrusion detection system based on convolutional neural network for imbalanced network traffic," in *7th Int. Conf. on Computer Science and Network Technology*, pp. 456-460, 2019.