

Simulating Virtual Players for UNO without Computers

Suthee Ruangwises^{*1} and Kazumasa Shinagawa^{†2,3}

¹Department of Computer Engineering, Chulalongkorn University, Bangkok, Thailand

²Ibaraki University, Hitachi, Ibaraki, Japan

³National Institute of Advanced Industrial Science and Technology, Tokyo, Japan

Abstract

UNO is a popular multiplayer card game. In each turn, a player has to play a card in their hand having the same number or color as the most recently played card. When having few people, adding virtual players to play the game can easily be done in UNO video games. However, this is a challenging task for physical UNO without computers. In this paper, we propose a protocol that can simulate virtual players using only physical cards. In particular, our protocol can uniformly select a valid card to play from each virtual player's hand at random, or report that none exists, without revealing the rest of its hand. The protocol can also be applied to simulate virtual players in other turn-based card or tile games where each player has to select a valid card or tile to play in each turn.

Keywords: card-based cryptography, UNO, card game, simulation, randomization

1 Introduction

UNO is a multiplayer card game invented by Merle Robbins in 1972, and is currently commercially produced by a game company Mattel. It is one of the world's most popular card games.

UNO consists of a deck of 108 cards. Except for a few special cards, an UNO card has one of the four colors: red, yellow, green, and blue, and has a single-digit number between 0 and 9 written on the front side. All players have several cards in their hands and take turn to *play* a card, discarding it from the hand face-up.

In each turn, a player plays a card with the same number or color as the most recently played card (with the exception of some special cards). If the player does not have a valid card or does not wish to play, they have to draw a card from the deck and may play that card if it is valid. The first player who plays all cards in their hand wins the game.

UNO can be played by as few as two players, but it is typically played by a large group of players. When having few people, a possible way to make the game more fun is to add virtual players to the game. Most video game versions of UNO provide an option to add

^{*}suthee@cp.eng.chula.ac.th

[†]kazumasa.shinagawa.np92@vc.ibaraki.ac.jp

bots to the game. However, simulating virtual players is a challenging task for physical UNO without computers.

We consider the most basic model of a virtual player: a randomized one. In each virtual player's turn, it should always play a card if possible. It plays a random card uniformly chosen from all valid cards in its hand, without revealing the rest of the hand. If there is no valid card to play, it should correctly report that without revealing any card in the hand. The main difficulty is how to operate virtual players so that everyone can verify that their moves are correct, while always keeping their hands secret to all players.

1.1 Related Work

Card-based cryptography is a research area studying cryptographic protocols that use a deck of physical cards. There are two main lines of research in this area.

Secure Multi-Party Computation: This area involves protocols that can securely compute functions with private input from multiple parties, without revealing the inputs to other parties. Card-based protocols to compute various Boolean functions, including a logical AND function [6], a logical XOR function [6], a *majority function* [8, 17], and an *equality function* [11], have been developed. Nishida et al. [7] proved that any n -variable Boolean function can be computed using $2n + 6$ cards. Shinagawa and Nuida [14] proved that any Boolean function can be computed using one shuffle.

Zero-Knowledge Proof: A zero-knowledge proof is an interactive protocol between a prover and a verifier, which allows the prover to show that they know a solution of a specific problem without revealing the solution itself [1]. Card-based zero-knowledge proof protocols for a wide range of problems have been developed, including computational problems such as graph isomorphism [4] and pancake sorting [3], pencil puzzles such as Sudoku [12, 16] and Nonogram [9], and mobile games such as Ball Sort Puzzle [10].

Very recently, Shinagawa et al. [13] developed a card-based player simulation protocol for a card game Old Maid, which can simulate virtual players to play the game with real players. In particular, their protocol can remove pairs of cards having the same number from each virtual player's hand without revealing the rest of its hand. This result created a new possible line of research: simulating virtual players in card games.

1.2 Our Contribution

In this paper, we propose a card-based protocol that can simulate virtual players to play UNO. In particular, our protocol can uniformly select a valid card (according to UNO's rules) to play from each virtual player's hand at random, or report that none exists, without revealing the rest of its hand. Our protocol is the second card-based player simulation protocol after the Old Maid protocol of Shinagawa et al. [13].

While Old Maid is purely based on luck, UNO is a strategic game. Knowing hands of virtual players will greatly affect the other players' strategies. Therefore, keeping the hands of virtual players secret is much more crucial in UNO than in Old Maid, highlighting the importance of security of our protocol.

Our protocol is a generic one. We show that it can also be applied to simulate virtual players in other turn-based card or tile games such as *Sevens*, *Hearts*, and *Dominoes*, where each player has to select a valid card or tile to play in each turn.

2 Preliminaries

2.1 Cards

There are 54 different types of UNO card. 52 of them have color red, yellow, green, or blue on the front side and are called *color cards*. Two of them are black on the front side and are called *black cards*. All cards have indistinguishable back sides.

A color card may have a single-digit number between 0 and 9, a skip sign, a reverse sign, or a +2 sign written on the front side. All 13 distinct characters can be combined with all four colors, resulting in the total of 52 different types. A black card may have nothing written on the front side (called a *wild card*) or a +4 sign written on the front side (called a *+4 card*). See Figure 1 for examples of UNO cards.

We use $\boxed{a^b}$ to denote a color card, where a is a single-digit number, an ‘S’ for a skip sign, an ‘R’ for a reverse sign, or a ‘+’ for a +2 sign, and b is an initial of a color (R for red, Y for yellow, G for green, and B for blue). We also use \boxed{W} and \boxed{D} to denote a wild card and a +4 card, respectively.



Figure 1: From left to right: $\boxed{7^R}$, $\boxed{S^Y}$, $\boxed{R^G}$, $\boxed{+2^B}$, \boxed{W} , and \boxed{D}

An UNO deck consists of two copies of each type of color card (except for cards with a number 0 with only one copy), and four copies of each type of black card, thus consisting of 108 cards.

Note that our protocol uses additional cards besides the ones in the currently played deck, so several UNO decks have to be prepared beforehand.

2.2 Pile-Scramble Shuffle

Given mk cards divided into m piles, each with k cards, a *pile-scramble shuffle for m piles* [2] rearranges all piles by a uniformly random permutation unknown to all parties. It can be implemented in real world by putting all cards in each pile into an envelope, and scrambling all envelopes together completely randomly on a table.

This pile-scramble shuffle is denoted by $[p_1|p_2|\dots|p_m]$, where p_1, p_2, \dots, p_m are the m piles. For example, a pile-scramble shuffle for two piles:

$$\left[\begin{array}{ccc|ccc} 1 & 2 & 3 & 4 & 5 & 6 \\ \boxed{?} & \boxed{?} & \boxed{?} & \boxed{?} & \boxed{?} & \boxed{?} \end{array} \right]$$

results in either $\begin{array}{cccccc} 1 & 2 & 3 & 4 & 5 & 6 \\ \boxed{?} & \boxed{?} & \boxed{?} & \boxed{?} & \boxed{?} & \boxed{?} \end{array}$ or $\begin{array}{cccccc} 4 & 5 & 6 & 1 & 2 & 3 \\ \boxed{?} & \boxed{?} & \boxed{?} & \boxed{?} & \boxed{?} & \boxed{?} \end{array}$, each with probability 1/2.

2.3 Encoding a Boolean Bit

Let $\boxed{\alpha}$ and $\boxed{\beta}$ denote any two different pre-designated types of UNO card (e.g. one may designate a $\boxed{1^R}$ as $\boxed{\alpha}$ and a $\boxed{2^G}$ as $\boxed{\beta}$). A Boolean bit is encoded by a sequence of two cards:

$$\boxed{\alpha} \boxed{\beta} = 0, \quad \boxed{\beta} \boxed{\alpha} = 1.$$

2.4 Six-Card AND Protocol

Given two pairs of face-down $\boxed{\alpha}$ and $\boxed{\beta}$ encoding $x, y \in \{0, 1\}$ and two additional cards $\boxed{\alpha} \boxed{\beta}$, a *six-card AND protocol* outputs two pairs of face-down cards encoding $x \wedge y$ and $\bar{x} \wedge y$.

$$\underbrace{\boxed{?} \boxed{?}}_x \underbrace{\boxed{?} \boxed{?}}_y \boxed{\alpha} \boxed{\beta} \xrightarrow{\text{protocol}} \underbrace{\boxed{?} \boxed{?}}_{x \wedge y} \underbrace{\boxed{?} \boxed{?}}_{\bar{x} \wedge y} \boxed{\alpha} \boxed{\beta}$$

This protocol was developed by Mizuki and Sone [6]. The procedures are as follows.

1. Place the two pairs of cards encoding x and y , and two additional cards $\boxed{\alpha} \boxed{\beta}$ encoding 0 as follows.

$$\underbrace{\boxed{?} \boxed{?}}_x \underbrace{\boxed{?} \boxed{?}}_0 \underbrace{\boxed{?} \boxed{?}}_y$$

2. Rearrange the sequence as follows.

$$\begin{array}{cccccc} \boxed{?} & \boxed{?} & \boxed{?} & \boxed{?} & \boxed{?} & \boxed{?} \\ & \swarrow & \searrow & & & \\ \boxed{?} & \boxed{?} & \boxed{?} & \boxed{?} & \boxed{?} & \boxed{?} \end{array}$$

3. Apply the pile-scramble shuffle for two piles.

$$\left[\boxed{?} \boxed{?} \boxed{?} \mid \boxed{?} \boxed{?} \boxed{?} \right] \rightarrow \boxed{?} \boxed{?} \boxed{?} \boxed{?} \boxed{?} \boxed{?}$$

4. Rearrange the sequence as follows.

$$\begin{array}{cccccc} \boxed{?} & \boxed{?} & \boxed{?} & \boxed{?} & \boxed{?} & \boxed{?} \\ & \swarrow & \searrow & & & \\ \boxed{?} & \boxed{?} & \boxed{?} & \boxed{?} & \boxed{?} & \boxed{?} \end{array}$$

5. Turn over the two leftmost cards. If they are $\boxed{\alpha} \boxed{\beta}$, the middle and right pairs encode $x \wedge y$ and $\bar{x} \wedge y$, respectively. If they are $\boxed{\beta} \boxed{\alpha}$, the middle and right pairs encode $\bar{x} \wedge y$ and $x \wedge y$, respectively.

$$(i) \boxed{\alpha} \boxed{\beta} \underbrace{\boxed{?} \boxed{?}}_{x \wedge y} \underbrace{\boxed{?} \boxed{?}}_{\bar{x} \wedge y} \quad (ii) \boxed{\beta} \boxed{\alpha} \underbrace{\boxed{?} \boxed{?}}_{\bar{x} \wedge y} \underbrace{\boxed{?} \boxed{?}}_{x \wedge y}$$

2.5 Modified Covert Lottery Protocol

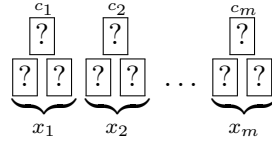
We slightly modify the *covert lottery protocol* developed by Shinoda et al. [15].

In the modified protocol, m face-down arbitrary cards c_1, c_2, \dots, c_m and m pairs of face-down $\boxed{\alpha}$ and $\boxed{\beta}$ encoding $x_1, x_2, \dots, x_m \in \{0, 1\}$ are given, where each x_i denotes whether c_i is a valid card that can be selected. If there is at least one valid card, this protocol uniformly selects one of them at random (i.e. if there are k valid cards, each one will have probability $1/k$ to be selected) without revealing any card or the number of valid cards. If there is no valid card, i.e. $c_i = 0$ for every i , this protocol reports that none is valid. The protocol uses four additional cards $\boxed{\alpha} \boxed{\alpha} \boxed{\beta} \boxed{\beta}$.

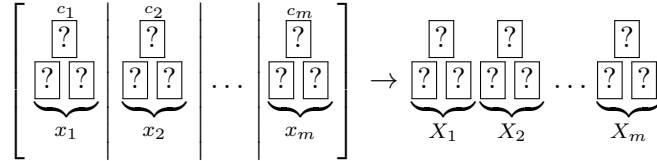
The only difference from the original protocol is that in the original one, if there is no valid card, the protocol nevertheless uniformly selects one of all m cards at random.

The procedure of this protocol are as follows.

1. Place each pair of cards encoding x_i below the card c_i , making m piles of three cards.



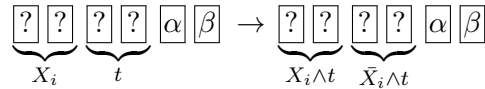
2. Apply the pile-scramble shuffle for m piles.



Let (X_1, X_2, \dots, X_m) denote the permutation of (x_1, x_2, \dots, x_m) after the shuffle.

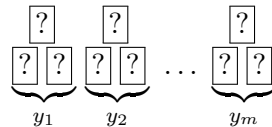
3. Place two additional cards $\boxed{\beta} \boxed{\alpha}$ to encode a bit $t = 1$. This pair of cards is called a *token*.
4. For each $i = 1, 2, \dots, m$, perform the following steps.

- (a) Apply the six-card AND protocol in Section 2.4 with inputs X_i and t (using two additional cards $\boxed{\alpha} \boxed{\beta}$) to create $X_i \wedge t$ and $\bar{X}_i \wedge t$.

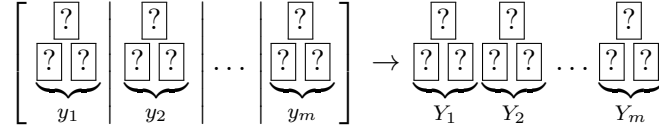


- (b) Place a pair of cards encoding $y_i = X_i \wedge t$ in the pile previously containing X_i . Let the other pair of cards encoding $\bar{X}_i \wedge t$ be the new token t to use in the next iteration.

5. After m iteration, we now have m piles of three cards, with the bottom pair of each pile encoding y_1, y_2, \dots, y_m , where $y_i = x_i \wedge x_{i-1}^- \wedge x_{i-2}^- \wedge \dots \wedge x_1^-$ for every i .



6. Apply the pile-scramble shuffle for m piles.



Let (Y_1, Y_2, \dots, Y_m) denote the permutation of (y_1, y_2, \dots, y_m) after the shuffle.

7. Turn over all cards encoding Y_1, Y_2, \dots, Y_m . There can be at most one pair of cards encoding 1. If exactly one pair encodes 1, select the card above that pair; if every pair encodes 0, report that no card is valid.

This protocol uses $m + 2$ shuffles, one in the AND protocol per each iteration plus two in the main protocol.

Note that in the original protocol of Shinoda et al. [15], Step 4 is performed for only $m - 1$ iterations. Then, y_m is set to be t after the $(m - 1)$ -th iteration to ensure that exactly one of y_1, y_2, \dots, y_m is 1.

3 Overview

3.1 Rules of UNO

Due to the popularity of the game, there are dozens of variants of UNO, each one with slightly different rules. The following set of rules is one of the simplest and one of the most played variants.

All players are located around a circle. Each player begins with seven cards in hand randomly drawn from the deck. The rest of the deck, called the *unplayed deck*, are placed face-down at the center.

First, turn over the topmost card of the unplayed deck and put it in the *discard pile*, designating it as the most recently played card. Then, randomly pick a player to start the game. Play initially proceeds in the clockwise order around the circle.

In each turn, a player plays a card in their hand, discarding it face-up to the discard pile. The played card has to be a color card with the same number or color as the most recently played card, or can be any black card (\overline{W} or \overline{D}).

- If a card with a number has been played, the turn ends with no additional action.
- If a card with a skip sign is played, the next player misses a turn.
- If a card with a reverse sign is played, the play order changes direction (from clockwise to counterclockwise, and vice versa).
- If a card with a +2 sign is played, the next player has to draw two cards from the unplayed deck and misses a turn.
- If a \overline{W} is played, the current player can designate one of the four colors to it; the next player has to play a card with the same color (or play a black card).

- If a \boxed{D} is played, the next player has to draw four cards from the unplayed deck and misses a turn. Also, the current player can designate one of the four colors to it; the next player has to play a card with the same color (or play a black card).

If the player does not have a valid card in hand to play, or does not wish to play a card, they have to draw a card from the unplayed deck and may optionally play that card if it is valid.

The first player who plays all cards in their hand wins the game.

3.2 Simulating Virtual Players

First, we will show the overview of how to simulate virtual players. Full details of the *card selection protocol*, our most important protocol, will be later explained in Section 4.

For each virtual player P , all people jointly operate P as follows.

- At the start of the game, draw seven cards from the deck and put them face-down in P 's hand without looking at them.
- When P 's previous player plays a +2 (resp. +4) card, draw two (resp. four) cards from the unplayed deck and put them face-down in P 's hand without looking at them. Note that P 's turn is skipped.
- In P 's turn, apply the card selection protocol in Section 4 to select a random valid card from P 's hand to play, or report that none exists.
 - If a color card has been played, no further action is necessary.
 - If a black card (\boxed{W} or \boxed{D}) has been played, designate a color of that card by uniformly selecting one of the four colors: red, yellow, green, and blue, at random (which can easily be simulated by shuffling a pile of any four different cards and randomly picking one of them).
 - If no card has been played, draw one card from the unplayed deck and put it face-down in P 's hand without looking at it. Then, apply the card selection protocol in Section 4 again to play the newly drawn card if it is valid (this time if no card is played, no further action is necessary).

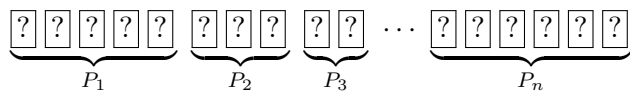
4 Card Selection Protocol

Suppose there are $n-1$ players. Let P_1 be a virtual player in consideration, and P_2, P_3, \dots, P_{n-1} be other (real or virtual) players. We consider the unplayed deck as the hand of a hypothetical n -th player; the cards in this pile must not be revealed to anyone.


Let $\theta_1, \theta_2, \dots, \theta_n$ denote any n different pre-designated types of UNO card, which are also different from α and β .

All people jointly operate P_1 as follows.

1. Arrange all players' hands and the unplayed deck face-down horizontally, where the unplayed deck is regarded as P_n .



2. Place a $\boxed{\theta_i}$ below each P_i 's card ($1 \leq i \leq n$).



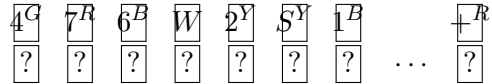
3. Turn over all face-up cards.



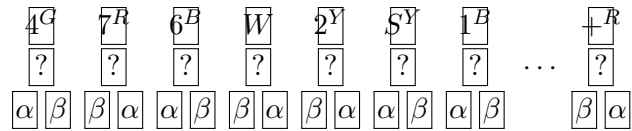
4. Apply the pile-scramble shuffle to the matrix, with each column as each pile.




5. Turn over all cards in the first row.



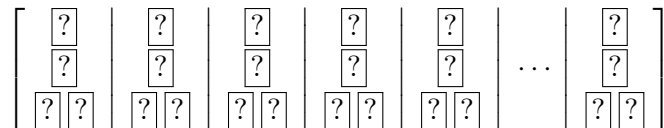
6. For each column, if the card in the first row is valid, place $\boxed{\beta} \boxed{\alpha}$ below that column; if the card in the first row is not valid, place $\boxed{\alpha} \boxed{\beta}$ below that column. (In the following example, the most recently played card is $\boxed{2^R}$.)




7. Turn over all face-up cards.



8. Apply the pile-scramble shuffle to the matrix, with each column as each pile.



9. Turn over all cards in the second row.



10. Consider only columns containing a θ_1 . In such a column, the card in the first row is P_1 's card, and the pair of cards in the third row indicates whether the card in the first row is valid. Remove these columns from the matrix and use the cards in the first and third rows of these columns as inputs for the modified covert lottery protocol in Section 2.5 to randomly select a valid card, or report that none exists.

$$\begin{array}{cccc} \boxed{?} & \boxed{?} & & \boxed{?} \\ \boxed{?} \boxed{?} & \boxed{?} \boxed{?} & \dots & \boxed{?} \boxed{?} \end{array} \xrightarrow{\text{modified covert lottery}} \boxed{?} \text{ or none}$$

11. Put the unselected cards from the modified covert lottery protocol back into P_1 's hand.
12. For the rest of the matrix, remove all cards in the third row and turn over all face-up cards.

$$\begin{array}{cccccccc} \boxed{?} & \boxed{?} & \boxed{?} & \boxed{?} & \boxed{?} & \boxed{?} & \boxed{?} & \boxed{?} & \boxed{?} \\ \boxed{?} & \boxed{?} & \boxed{?} & \boxed{?} & \boxed{?} & \boxed{?} & \boxed{?} & \boxed{?} & \boxed{?} \dots \boxed{?} \end{array}$$

13. Apply the pile-scramble shuffle to the matrix, with each column as each pile.

$$\left[\begin{array}{c|c|c|c|c|c|c|c|} \boxed{?} & \boxed{?} & \boxed{?} & \boxed{?} & \boxed{?} & \boxed{?} & \boxed{?} & \boxed{?} & \dots & \boxed{?} \\ \boxed{?} & \boxed{?} & \boxed{?} & \boxed{?} & \boxed{?} & \boxed{?} & \boxed{?} & \boxed{?} & \dots & \boxed{?} \end{array} \right]$$

14. Turn over all cards in the second row.

$$\begin{array}{cccccccc} \boxed{?} & \boxed{?} & \boxed{?} & \boxed{?} & \boxed{?} & \boxed{?} & \boxed{?} & \boxed{?} & \boxed{?} \\ \theta_3 & \theta_5 & \theta_2 & \theta_3 & \theta_6 & \theta_6 & \theta_4 & \theta_2 & \theta_5 \dots \theta_6 \end{array}$$

15. Sort all columns by the cards in the second row. Then, put each card above a θ_i back into P_i 's hand.

$$\begin{array}{cccc} \boxed{?} & \boxed{?} & \boxed{?} & \boxed{?} & \boxed{?} \\ \theta_2 & \theta_2 & \theta_2 & \theta_3 & \theta_3 \dots \theta_n & \theta_n & \theta_n & \theta_n & \theta_n & \theta_n \end{array}$$

Let k and k_1 be the number of total cards not in the discard pile and the number of cards in P_1 's hand, respectively. This protocol uses $3k + 4$ additional cards and uses $k_1 + 5$ shuffles ($k_1 + 2$ in the modified covert lottery protocol and three in the main protocol).

4.1 Proof of Correctness and Security

First, consider the covert lottery protocol. Correctness and security of the original protocol has been proved in [15]. Our modified protocol is almost the same as the original one, except that it reports that no card is valid when that is the case. In such cases, the virtual player has to draw a card from the unplayed deck, so the information that no valid card exists is public. Therefore, the modified covert lottery protocol is correct and secure.

Next, we will prove the correctness of the card selection protocol. Due to the way we place cards in Steps 2 and 6, for each card c in the first row, the card θ_i in the second row indicates that c is P_i 's card, and the pair of cards in the third row indicates whether c is valid ($\boxed{\alpha} \boxed{\beta}$ for yes and $\boxed{\beta} \boxed{\alpha}$ for no). Therefore, in Step 10 we correctly select all cards in

P_1 's hand and the cards indicating whether they are valid as inputs for the modified covert lottery protocol. Moreover, in Step 15 each card above a $\boxed{\theta_i}$ is P_i 's card, so we correctly return it to P_i . Hence, our protocol is correct.

The card selection protocol follows the computational model of card-based cryptography [5], where the security is proved based on information theory. To prove the security of this protocol, it is sufficient to prove that the cards that are turned face-up during the protocol does not reveal any information beyond the public information.

- In Step 5, all cards in the first row, i.e. all cards not in the discard pile, are revealed. Due to the pile-scramble shuffle, the order of the k columns are uniformly distributed among all $k!$ permutation. Therefore, the only information revealed is the set of these cards, which is public information because it is equal to a full UNO deck minus the public discard pile.
- In Step 9, all cards in the second row are revealed. Due to the pile-scramble shuffle, the order of the k columns are uniformly distributed among all $k!$ permutation. Therefore, the only information revealed is the number of $\boxed{\theta_i}$ s for each $i = 1, 2, \dots, n$, which is public information.
- In Step 14, all cards in the second row are revealed. Due to the pile-scramble shuffle, the order of the $k - k_1$ columns are uniformly distributed among all $(k - k_1)!$ permutation. Therefore, the only information revealed is the number of $\boxed{\theta_i}$ s for each $i = 2, 3, \dots, n$, which is public information.

Hence, the protocol is correct and secure.

5 Application to Other Games

The card selection protocol in Section 4 is a generic protocol. It can be used to simulate virtual players in other turn-based card or tile games where each player has to select a valid card to play in each turn. We hereby show three examples of Sevens, Hearts, and Dominoes.

5.1 Sevens

Sevens is a card game played with a standard 52-card deck. The whole deck is divided (roughly) equally to all players. A player who has a $\boxed{7\heartsuit}$ starts the game by playing the $\boxed{7\heartsuit}$. Then, the next player has to play a $\boxed{6\heartsuit}$, a $\boxed{8\heartsuit}$, or a $\boxed{7}$ of any other suit. In general, in each turn a player may either

1. play a $\boxed{7}$ of any unplayed suit, or
2. play a card of a played suit, maintaining that the played cards in that suit still form a set of consecutive ranks. For example, if $\boxed{5\heartsuit}\boxed{6\heartsuit}\boxed{7\heartsuit}\boxed{8\heartsuit}$ have already been played, a player may only play a $\boxed{4\heartsuit}$ or a $\boxed{9\heartsuit}$.

If a player does not have a valid card to play, they have to pass their turn. The first player who plays all cards in their hand wins the game.

Our card selection protocol works in the same way for Sevens, except that there is no unplayed deck. In each virtual player's turn, all people jointly apply the card selection protocol to select a random valid card in its hand to play, or pass the turn if none exists.

5.2 Hearts

Hearts is a four-player card game also played with a standard 52-card deck. Every player begins each round with 13 cards in hand.

A round of Hearts consists of 13 *tricks*. In each trick, every player plays a card in the clockwise order. The first player can play any card. The subsequent players have to play a card having the same suit as the first card if possible; if they do not have such a card, they can play any card. A player who plays the highest-ranked card with the same suit as the first card *wins* the trick, and receives points equal to the points of all four played cards combined. That player also starts the next trick.

Each heart card has one point, and a \heartsuit has 13 points. After the end of each round, the points are tallied and the next round begins. The first player who reaches 100 points loses the game.

Our card selection protocol works in the same way for Hearts (without the unplayed deck), except that the original covert lottery protocol [15] is used instead of the modified one. In each virtual player's turn, all people jointly apply the card selection protocol to select a random valid card in its hand, or select any card if no card is valid.

5.3 Dominoes

Dominoes is a deck of rectangular tiles, each with two numbers from zero to six on its face. The backs of the dominoes are indistinguishable, just like playing cards. Tiles with the same number (such as six and six) are called doublets. Although there are several games of dominoes, Muggins (also known as All Fives) is one of the most commonly played games of dominoes.

At the beginning of the game, the deck of dominoes is completely shuffled face down and each player starts with five tiles drawn from the deck. The player with the highest doublet plays first, and turns proceed in a clockwise direction. The first player plays any domino, and each player plays a matching tile on one of the end points. For example, if the first player plays a tile of $(5, 6)$, the second player can play the tile of $(5, x)$ or $(6, y)$. A player who cannot play must draw a tile domino from the deck until he can play. A player scores points when he plays a tile whose sum of all open endpoints is a multiple of five. The game ends when a player has no tiles left or when all players have passed. The player with the highest score wins the game.

Our card selection protocol works the same way for the game. On each virtual player's turn, all people jointly run the protocol to select a random valid tile in their hand to play. If there is no tile to play, a tile is drawn from the deck and the protocol is run again.

Note that the selection of the first player can also be solved by our card selection protocol as follows. For simplicity, assume that the number of virtual players is one. First, each real player announces the largest doublet in his hand. For example, suppose that the largest doublet among the real players is $(4, 4)$. Then, by specifying that the valid tiles are doublets of $(5, 5)$ or $(6, 6)$, our card selection protocol tells whether the virtual player has the largest doublet or not. Even if there are two or more virtual players, we can determine

the player who has the largest doublet by applying our card selection protocol multiple times.

6 Future Work

We developed a card-based protocol that can simulate virtual players to play UNO, as well as other turn-based card games. An interesting future work is to design a protocol to simulate virtual players that can randomly select a card following a non-uniform distribution depending on the available cards, making them more fun and more difficult to play against. Other possible future work includes developing a simulation protocol for card games where a player can simultaneously play multiple cards in each turn, such as *Dominion*.

References

- [1] S. Goldwasser, S. Micali and C. Rackoff. The knowledge complexity of interactive proof systems. *SIAM Journal on Computing*, 18(1): 186–208 (1989).
- [2] R. Ishikawa, E. Chida and T. Mizuki. Efficient Card-Based Protocols for Generating a Hidden Random Permutation Without Fixed Points. In *Proceedings of the 14th International Conference on Unconventional Computation and Natural Computation (UCNC)*, pp. 215–226 (2015).
- [3] Y. Komano and T. Mizuki. Card-Based Zero-Knowledge Proof Protocol for Pancake Sorting. In *Proceedings of the 15th International Conference on Security for Information Technology and Communications (SecITC)*, pp. 222–239 (2023).
- [4] D. Miyahara, H. Haneda and T. Mizuki. Card-Based Zero-Knowledge Proof Protocols for Graph Problems and Their Computational Model. In *Proceedings of the 15th International Conference on Provable and Practical Security (ProvSec)*, pp. 136–152 (2021).
- [5] T. Mizuki and H. Shizuya. A formalization of card-based cryptographic protocols via abstract machine. *International Journal of Information Security*, 13(1): 15–23 (2014).
- [6] T. Mizuki and H. Sone. Six-Card Secure AND and Four-Card Secure XOR. In *Proceedings of the 3rd International Frontiers of Algorithmics Workshop (FAW)*, pp. 358–369 (2009).
- [7] T. Nishida, Y. Hayashi, T. Mizuki and H. Sone. Card-Based Protocols for Any Boolean Function. In *Proceedings of the 12th Annual Conference on Theory and Applications of Models of Computation (TAMC)*, pp. 110–121 (2015).
- [8] T. Nishida, T. Mizuki and H. Sone. Securely Computing the Three-Input Majority Function with Eight Cards. In *Proceedings of the 2nd International Conference on the Theory and Practice of Natural Computing (TPNC)*, pp. 193–204 (2013).
- [9] S. Ruangwises. An Improved Physical ZKP for Nonogram and Nonogram Color. *Journal of Combinatorial Optimization*, 45(5): 122 (2023).

- [10] S. Ruangwises. Physical Zero-Knowledge Proof for Ball Sort Puzzle. In *Proceedings of the 19th Conference on Computability in Europe (CiE)*, pp. 246–257 (2023).
- [11] S. Ruangwises and T. Itoh. Securely Computing the n -Variable Equality Function with $2n$ Cards. *Theoretical Computer Science*, 887: 99–110 (2021).
- [12] T. Sasaki, D. Miyahara, T. Mizuki and H. Sone. Efficient card-based zero-knowledge proof for Sudoku. *Theoretical Computer Science*, 839: 135–142 (2020).
- [13] K. Shinagawa, D. Miyahara and T. Mizuki. How to Play Old Maid with Virtual Players. In *Proceedings of the 18th International Conference on Frontiers of Algorithmic Wisdom (FAW)*, pp. 53–65 (2024).
- [14] K. Shinagawa and K. Nuida. A single shuffle is enough for secure card-based computation of any Boolean circuit. *Discrete Applied Mathematics*, 289: 248–261 (2021).
- [15] Y. Shinoda, D. Miyahara, K. Shinagawa, T. Mizuki and H. Sone. Card-Based Covert Lottery. In *Proceedings of the 13th International Conference on Security for Information Technology and Communications (SecITC)*, pp. 257–270 (2021).
- [16] K. Tanaka, S. Sasaki, K. Shinagawa and T. Mizuki. Only Two Shuffles Perform Card-Based Zero-Knowledge Proof for Sudoku of Any Size. In *Proceedings of the 8th SIAM Symposium on Simplicity in Algorithms (SOSA)*, pp. 94–107 (2025).
- [17] K. Toyoda, D. Miyahara and T. Mizuki. Another Use of the Five-Card Trick: Card-Minimal Secure Three-Input Majority Function Evaluation. In *Proceedings of the 22nd International Conference on Cryptology in India (INDOCRYPT)*, pp. 536–555 (2021).