

CRATE: Cross-Rollup Atomic Transaction Execution

Ioannis Kaklamanis
Yale University

Fan Zhang
Yale University

Abstract

Blockchains have revolutionized decentralized applications, with composability enabling atomic, trustless interactions across smart contracts. However, layer 2 (L2) scalability solutions like rollups introduce fragmentation and hinder composability. Current cross-chain protocols, including atomic swaps, bridges, and shared sequencers, lack the necessary coordination mechanisms or rely on trust assumptions, and are thus not sufficient to support full cross-rollup composability. This paper presents CRATE, a secure protocol for cross-rollup composability that ensures all-or-nothing and serializable execution of cross-rollup transactions (CRTs). CRATE supports rollups on distinct layer 1 (L1) chains, achieves finality in 4 rounds on L1, and only relies on the underlying L1s and the liveness of L2s. We introduce two formal models for CRTs, define atomicity within them, and formally prove the security of CRATE. We also provide an implementation of CRATE along with a cross-rollup flash loan application; our experiments demonstrate that CRATE is practical in terms of gas usage on L1.

1 Introduction

Blockchains have revolutionized trust, democratization, and privacy for applications in finance and beyond. As of October 2024, blockchain systems and applications collectively control assets worth over 2.5 trillion dollars [4]. A unique attribute that sets blockchain applications apart from conventional ones is *composability*, the ability to combine services from multiple smart contracts in a single atomic execution. Composability enables trustless, atomic interactions that lead to innovative applications, such as flash loans [40].

Blockchains like Ethereum [52] have a “layer 2”-centric [24] roadmap for scalability. Layer 2 (L2) chains are separate blockchains built on top of the layer 1 (L1) chain, inheriting some of its security features. A rollup, a specific type of L2 chain, handles transaction execution off-chain and then submits the transaction data back to the main Ethereum

blockchain. Even though rollups are envisioned to host the execution of more and more transactions, the scalability provided by L2 chains is *at odds* with composability. L2 systems like rollups are isolated from each other and forgo the advantages [53] of composability in a cross-rollup context.

The fragmentation barrier poses a distinct challenge: the necessity for various chains to interoperate (IO), i.e., securely communicate and coordinate. Several cross-chain interoperability (IO) protocols have surfaced to address this gap, primarily adopting the framework of atomic swaps and cross-chain bridges (see, e.g., [15] for a survey). These systems have found extensive use in practice. For instance, bridges [2, 6, 54] move more than 1 billion USD worth of assets cross-chain per week within Decentralized Finance (DeFi) services alone, as of the time of writing [5]. Atomic swaps [9, 31] are also widely deployed, with which two parties can exchange their assets on separate blockchains with an atomicity guarantee: either they both receive the other party’s assets, or neither does. However, while existing IO protocols enable services such as asset transfers, they cannot offer full cross-rollup *composability*, since they lack a coordination mechanism. Notably, they cannot support cross-rollup flash loans or other complex applications that involve executing multiple transactions across rollups atomically.

A few academic proposals [20, 37, 56] achieve composability for transactions spanning multiple L1 chains. However, they tackle a fundamentally different problem, as they operate on L1; they further require complex state locking mechanisms and multiple rounds, thus prohibiting certain applications like cross-chain flash loans. Shared sequencer networks, such as Espresso, Astria, and Radius [14, 41, 46], enable certain types of cross-rollup transactions but crucially trust the sequencer for proper sequencing to guarantee atomicity.

The problem. We investigate protocols for executing cross-rollup transactions (CRTs) atomically, enabling users to execute a sequence of transactions across multiple rollups in an all-or-nothing manner. Besides the all-or-nothing feature, we also require *serializability* (in particular, *weak serializability*), i.e., that the execution preserves the order of transactions

within the CRT. In contrast, *full serializability* additionally requires that no other transaction can interleave between CRT transactions (see § 10 for details). Serializability is needed by most applications, such as arbitrage consisting of carefully ordered buy-and-sell transactions. Candidate solutions should also minimize trust in third parties and be flexible by supporting rollups that reside on different L1s.

Building block: Shared Validity Sequencing. Shared Validity Sequencing (SVS) [50] proposes a trigger-action paradigm for a smart contract on one rollup to remotely invoke a smart contract method on another rollup. A *smart contract* [21] is a program stored on a blockchain that gets executed once all its predetermined conditions are satisfied. A rollup is operated by an *Executor* and is controlled by a Validator smart contract (VSM) on L1. SVS relies on a shared Executor between two rollups and a special system contract (GSC) residing on both rollups. GSC has two main functions, trigger (called by users) and action (called by the Executor), and two Merkle trees, *trigTree* and *actTree*. The atomicity of CRTs is ensured by comparing the roots of the two Merkle trees, enforced by the Validator smart contract, avoiding trust in any third party. A more detailed description of SVS can be found in § 3.2.

The SVS solution has two major problems. If the user CRT has a length greater than 2, a malicious Executor could reorder transactions such that the all-or-nothing check passes, yet serializability breaks. Restoring serializability while preserving expressiveness is a nontrivial challenge we tackle in this paper. Moreover, SVS also assumes that rollups share the same Executor and reside on the same L1 chain, which lacks flexibility. A more flexible protocol would allow rollups to reside on separate chains and be operated by distinct Executors.

Our approach. We present our protocol, CRATE: **C**ross-**R**ollup **A**tomic **T**ransaction **E**xecution, which extends the existing rollup architecture and addresses the two key problems found in [50], thus enabling cross-rollup composability. CRATE begins with the user creating a single source transaction that encodes her CRT using the trigger-action framework and sends it to the Executor. In Phase 1, the Executor executes a transaction batch off-chain, and generates new state digests and validity proofs. CRATE supports serializability and more complex CRTs by modifying the GSC contract to handle multiple triggered actions and track CRT sessions with session nonces. In Phase 2, the Executor drives the two VSMs to complete a Two-Phase-Commit (2PC) protocol, in order to jointly agree on the new pair of state digests. First, one of the two VSMs is designated to be the *leader* and pre-commits to the new state digest, followed by the non-leader VSM. Then the leader VSM commits to the digest only when presented with evidence that the other VSM has pre-committed; finally the non-leader VSM commits, too, after seeing evidence of the leader VSM’s commit decision.

Formal definition and proof. The lack of formal definition and rigorous analysis in [50] leaves the flaws unnoticed.

Thus, we formally define cross-rollup transactions (CRTs) in two different programming models, and then define atomicity for CRT execution, providing – to our knowledge – the first formal treatment of cross-rollup composability. We use our formal framework to rigorously prove security for CRATE.

Implementation and evaluation. We implement CRATE on Ethereum networks using the Foundry [47] toolkit, focusing on the Executor, L2-based GSC contract, and L1-based Validator (VSM) contract. For evaluation, our implementation using SNARK-based membership proofs incurs a $0.32 - 0.75\times$ increase in gas usage compared to Zksync Era [34]. We additionally implement and evaluate a modular cross-rollup flash loan application on top of CRATE. Regarding rollup finality, CRATE achieves finality in 4 rounds on L1 (i.e., 52 minutes on Ethereum). Existing zk-rollups submit new state roots to L1 at intervals in the order of *hours*, since SNARK proof generation is the bottleneck. Thus, CRATE’s latency does not affect existing rollups’ finality and throughput, since the VSMs were already not utilized during that time for any new state updates.

Our Contributions.

- We analyze the state-of-the-art cross-rollup composability paradigm [50] and demonstrate a concrete attack that breaks its security for CRTs of length greater than 2.
- We provide two formal models for cross-rollup transactions (CRTs): the chain-CRT and DAG-CRT programming model. Within these models, we formally define atomicity for CRTs, providing the first such formal security treatment.
- We introduce CRATE, a secure cross-rollup composability protocol that (1) only trusts the underlying L1s, the liveness of the L2s, and the liveness of a bridge between the L1s, and (2) achieves finality in 4 rounds on L1. We then formally prove the security of CRATE.
- We implement CRATE along with an end-to-end cross-rollup flash loan. Our experiment shows that CRATE is practical in terms of L1 gas usage.
- We introduce extensions to CRATE which enable full serializability and support distinct Executors.

2 Background

Blockchains. A blockchain is a distributed protocol where a group of nodes collectively maintains an ordered list of blocks. A block is a data structure that stores a header and a list of transactions, as well as important metadata, such as a pointer to the previous block.

Smart contracts. Many blockchains support expressive programs called smart contracts; these are stateful programs

whose state persists on the blockchain. Our solution relies heavily on smart contracts on both L1 and L2, so we introduce some commonly used notation. The keyword **require** is used to check whether a certain predicate is true; if not, then the EVM reverts execution of the transaction. A smart contract can emit *events* using the **emit** keyword; events provide non-persistent logging functionality which can be used by upper-level applications.

Merkle Tree. A Merkle tree [38] is a dynamic data structure widely used to commit to an ordered sequence of values. Under the assumption of cryptographic hash functions, two Merkle trees are equal if and only if their roots are equal. Ethereum uses the more efficient variant of Merkle-Patricia Tries [25] for storage. In this work we use Merkle trees to mean both regular Merkle trees and MPT tries.

Rollups: Executor and VSM. We consider validity-proof-based rollups, widely known as zk-rollups [27]. Each rollup is operated by a single entity – which we call Executor¹ – and is controlled by a Validator smart contract (VSM) on layer 1. The Executor is responsible for receiving, ordering, and executing transactions submitted by rollup users. The Executor also creates a validity proof for the state transition, and submits both the new state digest and the proof to the VSM (at the same time). The VSM contract maintains a short digest h_{ST} of the current state ST of the rollup. The VSM contract exposes a function `UPDATEDIGEST(·)`, which advances the current state digest and can only be called by the Executor. This function verifies the validity proof before accepting the new state digest. Suppose h_{ST} is the current state digest stored by a rollup VSM, and let $h_{ST'} \neq h_{ST}$ be another state digest. We say that $h_{ST'}$ is the *immediate next accepted* digest after h_{ST} if $h_{ST'}$ is the first digest submitted to and accepted by the VSM contract through the `UPDATEDIGEST(·)` function.

Bridges. CRATE relies on cross-chain bridges for communication between VSMs and can use any trustless bridge, such as zkBridge [54]. We abstract bridges as follows: a contract \mathcal{SC}_1 on bc_1 can access state from \mathcal{SC}_2 on bc_2 via a tuple $(\mathcal{SC}_2, \text{attProofs})$, where \mathcal{SC}_2 represents \mathcal{SC}_2 's state, and `attProofs` provides membership proofs against a relayed bc_2 block header.

Application: Flash Loan. Flash loans [40] enable a user to borrow a loan and repay it in the same blockchain transaction; if the loan is not repaid in the same transaction, then the entire transaction will fail. They are a type of uncollateralized loans, available to all users regardless of the capital they own.

Two-Phase Commit (2PC). Two-Phase Commit (2PC) is a protocol introduced in the setting of distributed databases [16] to ensure atomicity in transactions across multiple servers. It operates in two phases: the pre-commit phase, where the coordinator asks all participants if they can commit, and the commit phase, where the coordinator either commits or aborts

¹In practice, there are distinct entities (Sequencer, Executor, Prover, etc.) assuming different roles in the rollup operation.

the transaction based on responses. This protocol guarantees that either all participants commit the transaction or none do.

Zero-Knowledge Arguments and SNARKs. An argument system for an NP relation R is a protocol between a computationally-bounded prover \mathcal{P} and a verifier \mathcal{V} . Through this protocol, \mathcal{V} is convinced by \mathcal{P} that a witness w exists such that $(x, w) \in R$ for some input x . There is also an algorithm \mathcal{G} which produces public parameters during the setup phase. A triple $(\mathcal{G}, \mathcal{P}, \mathcal{V})$ is a zero-knowledge argument (ZKA) of knowledge for R if it satisfies *completeness*, *knowledge soundness*, and *zero knowledge*; we refer the reader to [30, 48] for formal definitions of these properties. $(\mathcal{G}, \mathcal{P}, \mathcal{V})$ is considered a *succinct* argument system if the total communication (proof size) between \mathcal{P} and \mathcal{V} as well as the running time of \mathcal{V} are bounded by $\text{poly}(\lambda, |x|, \log |R|)$, where $\log |R|$ represents the size of the circuit computing R . For this paper, we require only a succinct non-interactive argument of knowledge (SNARK) that satisfies the first two properties and ensures succinctness.

3 Technical Overview

In this section, we describe our problem statement, review SVS [50], and present a high-level overview of CRATE.

3.1 Problem Statement

We investigate protocols for the problem of executing cross-rollup transactions (CRTs) atomically. In this paper, we use “rollups” to refer to “zk-rollups,” systems that use SNARKs to prove the correctness of transaction execution.

Assumptions, Threat Model, and Goals. In this work, we consider the case of 2 rollups, which reside on distinct L1 chains. For ease of exposition, we assume the participating rollups are operated by the same (shared) Executor. Later (see § 10), we explain how our protocol can serve for the case of rollups with **different Executors**. We adopt the standard assumption that participating L1 chains are live and safe (informally, liveness means the blockchain keeps processing transactions, and safety means that the finalized blocks are consistent cross replicas; see, e.g., [44] for formal definitions.) We consider a computationally bounded adversary which can corrupt the Executor in order to break atomicity of users’ cross-rollup transactions; he cannot, however, tamper with user-signed transactions. We assume the Executor maintains the rollup’s liveness, i.e., he is always online, processing transactions on L2 and submitting state roots on L1.²

The goal is to allow a user to execute a sequence of transactions spanning multiple rollups in an atomic (i.e., all-or-nothing) manner while preserving the ordering of the transactions within each rollup. We aim to design a **Cross-Rollup**

²This is a standard assumption for existing rollups, which employ stake-based incentive mechanisms and replace misbehaving Executors.

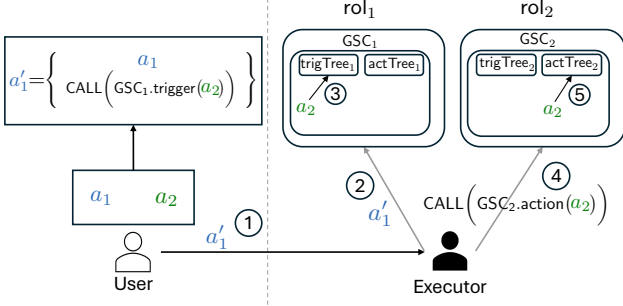


Figure 1: SVS [50] trigger-action paradigm. Here “CALL(f)” denotes that the (smart contract) function f will be executed.

Atomic Transactions (CRAT) protocol that (a) is **secure** as existing zk-rollups, (b) is **efficient** in terms of layer 1 transactions, (c) places **minimal or zero trust** on any third-party, and (d) is **practical** in terms of on-chain (L1) gas usage.

Defining Cross-Rollup Transaction (CRT). For the rest of this paper, we use the term “action” to mean a transaction executed on a single chain. Looking ahead, without formal definition and proof, promising ideas proposed in [50] are in fact insecure. Pinning down a formal model and proving security for CRATE is a non-trivial technical challenge. For the purposes of this overview only, we use the following simpler notations. An *action* can be represented using the format specified by Ethereum Virtual Machine (EVM) [22], i.e., $a = (\text{addr}, \text{cdata})$, where addr is the smart contract address and cdata contains the function identifier and arguments. Then a cross-rollup transaction (CRT) can be viewed as an ordered sequence of actions $\text{crt} = [a_i]_{i \in [n]}$.

3.2 Building Block: Trigger-Action Paradigm

The state-of-the-art proposal is Shared Validity Sequencing (SVS) [50] and variants (e.g., [19]). SVS aims to enable an action a_1 on rol_1 to “trigger” a call to action a_2 on another rollup rol_2 (and vice versa and potentially recursively) in an atomic fashion. SVS assumes that both rollups reside on the same layer 1 and share the same Validator smart contract (which limits its practicality). To achieve atomicity, the consistency between a_1 ’s input to a_2 (which is stored on rol_1) and a_2 ’s execution (which takes place on rol_2) must be verified by layer 1. SVS introduced a special layer 2 smart contract to facilitate efficient consistency checks using Merkle Trees. Specifically, on all rollups rol_i , a “general system contract” GSC_i is deployed and trusted by all users. GSC_i exposes two main functions: $\text{trigger}(\cdot)$ and $\text{action}(\cdot)$ ³. GSC_i stores two merkle trees, trigTree_i and actTree_i , whose roots we denote by trigRt_i and actRt_i , respectively.

In Fig. 1, we illustrate the SVS workflow assuming a

³The GSC function $\text{action}(\cdot)$ is not to be confused with the term “action” which represents a blockchain transaction.

user who wishes to execute action $a_1 = (\text{addr}_1, \text{cdata}_1)$ on rol_1 and $a_2 = (\text{addr}_2, \text{cdata}_2)$ on rol_2 atomically⁴. She first “bundles” (a_1, a_2) by creating an *augmented* action a'_1 that executes a_1 and calls $\text{GSC}_1.\text{trigger}(\text{addr}_2, \text{cdata}_2)$ (step 1); then she sends a'_1 to the Executor, who in turn executes a'_1 on rol_1 (step 2), causing the tuple $(\text{addr}_2, \text{cdata}_2)$ to be inserted into trigTree_1 (step 3). The Executor executes $\text{GSC}_2.\text{action}(\text{addr}_2, \text{cdata}_2)$ on rol_2 (step 4), and as a result the same tuple $(\text{addr}_2, \text{cdata}_2)$ is inserted into actTree_2 (step 5) and a_2 is executed. Now atomicity boils down to a simple consistency check of “whether $\text{trigRt}_1 \stackrel{?}{=} \text{actRt}_2$ and $\text{trigRt}_2 \stackrel{?}{=} \text{actRt}_1$, which the L1 VSM can efficiently check.

To see why atomicity holds, note that the execution of a'_1 implies (1) a_1 is executed, and (2) $(\text{addr}_2, \text{cdata}_2)$ is inserted into trigTree_1 . Either both (1) and (2) take effect or none does. Similarly, the execution of $\text{GSC}_2.\text{action}(\text{addr}_2, \text{cdata}_2)$ implies (1’) a_2 is executed on rol_2 , and (2’) the same triple $(\text{addr}_2, \text{cdata}_2)$ is inserted into actTree_2 . GSC_2 ensures that both take place or none does. Due to the collision resistance of Merkle Trees, the atomicity check above ensures that if (2) and (2’) took place, so did (1) and (1’).

3.3 Technical Challenges and Our Solutions

Although simple and elegant, SVS [50] has two major problems and fixing them requires careful modeling and protocol design. First, serializability – and by extension, atomicity – breaks down for CRTs of *length greater than 2*, as illustrated in Fig. 2. Consider $\text{crt} := [a_1, a_2, a_3]$ of length 3, where a_1 and a_3 are to be executed on rollup 1 and a_2 on rollup 2. A natural attempt to do this with SVS is to create augmented actions (a'_1, a'_2) as above: a'_2 is the same as a_2 but also triggers a_3 , and now a'_1 is the same as a_1 but also triggers a'_2 (step 1 in Fig. 2). The intention is that the atomic execution starts with a'_1 (steps 2,3), then a'_2 (steps 4,5) and a_3 (steps 6,7). However, a *malicious* Executor can easily mount a re-ordering attack to break atomicity; in our example, he can execute a_3 before a'_1 on rollup 1. Doing so still passes the consistency check as above and the validity proof verifications because each action was honestly executed. In practice, this can be a serious attack; for example, if a_1 and a_3 contain arbitrage logic, changing their execution order can cause the user to miss the arbitrage opportunity or end up worse off.

Second, SVS requires all rollups to share the same Executor and reside on the same chain, while many rollups do not satisfy these requirements. Moreover, the Executor is required to submit each new pair of state roots *together* in the same L1 transaction, along with the extended validity proofs described above. Instead, CRAT protocols should ideally be *flexible* and allow rollups to reside on *distinct L1 chains*, as well as be operated by distinct, possibly distrusting Executors. To over-

⁴For instance, the pair (a_1, a_2) could be a burn-mint token transfer.

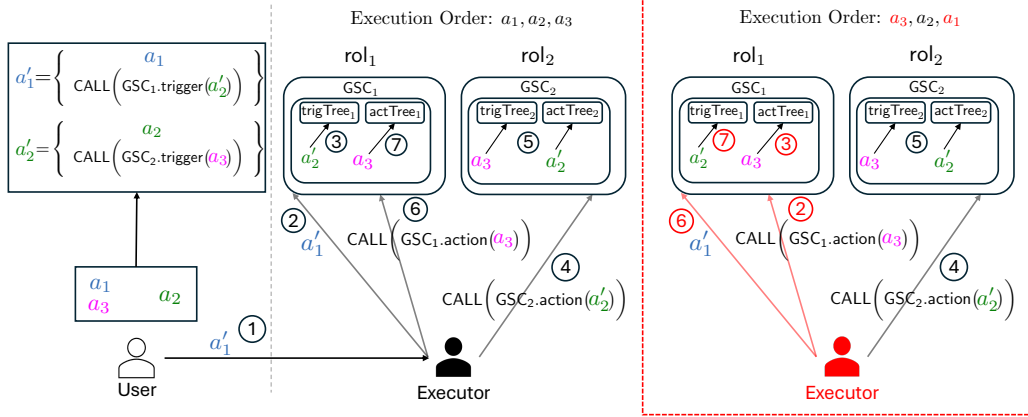


Figure 2: Serializability attack on SVS [50]. A malicious Executor (shown on the right in red) can execute a_3 before a_1' , flipping the order of steps (2,3) with steps (6,7). Since a_1' only modifies trigTree_1 and $\text{GSC}_1.\text{action}(a_3)$ only modifies actTree_1 , the two GSC contracts result in the same state as in the honest execution (shown in the middle), thus passing the consistency check.

come this challenge, the Two-Phase Commit (2PC) paradigm is a natural choice and indeed the one we adopt; however, due to the distinct and heterogeneous nature of the entities involved – two VSM contracts and an untrusted Executor – applying the 2PC framework turns out to be highly nontrivial.

3.3.1 Our Solutions

We present CRATE, along with the careful programming model and formalism needed to tackle the major flaws not addressed by the SVS [50] architecture.

Restoring serializability. We present our new design in two steps. In the first step, we fix serializability in the simpler *chain CRT* programming model, in which each action is limited to trigger at most one other action. However, the chain CRT model lacks the necessary expressiveness for certain applications, such as flash loans. We concretely motivate the necessity of such higher expressiveness in § 3.4. In the second step, we propose a more flexible programming model and modify our serializability solution to support this model.

In more detail, we introduce the notion of *sessions*. We carefully modify GSC to track CRT instances by assigning a unique session nonce and maintaining an entry nonce and an active flag. The source action (a_1) starts a new CRT session by calling a new entry point function in GSC, which increments the session and entry nonces and sets the flag. Subsequent $\text{action}(\cdot)$ calls verify that the session nonce matches the current or next expected value, ensuring consistent use of the same nonce across actions. The VSM contract checks that the sum of the two entry nonces equals the session nonce.

Supporting DAG CRTs. We introduce the more expressive Directed Acyclic Graph (DAG) CRT programming model. In this model, each action can trigger multiple subsequent actions, which can in turn trigger additional actions, forming a directed acyclic graph (hence the name “DAG”). To integrate

this intended functionality within our serializability solution, we represent a DAG CRT as a sequence of actions, similar to chain CRTs, but with the key distinction that each action includes multiple sub-actions to be executed, along with the ability to trigger additional sub-actions. To support the more expressive DAG CRTs, we modify $\text{GSC}.\text{action}(\cdot)$ to accept an *array* of triggered actions, instead of a single action. Further, we ensure that all trigger calls and triggered actions within the same transaction share the same nonce value, we repurpose the entrypoint function to be the global entrypoint of a_1 , all while preserving the previous session-tracking logic.

Supporting distinct L1 chains. While the above changes restore serializability, we draw on 2-Phase Commit (2PC) protocols from the distributed computing literature [16] to support rollups with VSMs on distinct L1 chains. The key is to ensure that two VSM contracts accept new state roots in an all-or-nothing fashion. Suppose the Executor is ready to submit a pair of state digests – one to each VSM – which were produced by at least one CRT. In the pre-commit round, one VSM is selected as the leader; it verifies and pre-commits to the submitted state digest and transitions to a paired status; the non-leader VSM then follows the same process and pre-commits only after the leader VSM. In the commit round, the two VSMs commit to the new state digest in the same order after verifying relevant evidence from the other side.

For ease of exposition, we present CRATE in the chain-CRT model in §§ 5 and 6, and present modifications to support the DAG-CRT model in § 8.

3.4 Overview of CRATE

We describe the end-to-end workflow of CRATE, illustrated in Fig. 3, starting from the user CRT and all the way until the pair of new state digests are accepted by the VSM contracts. The user starts by creating a single transaction which

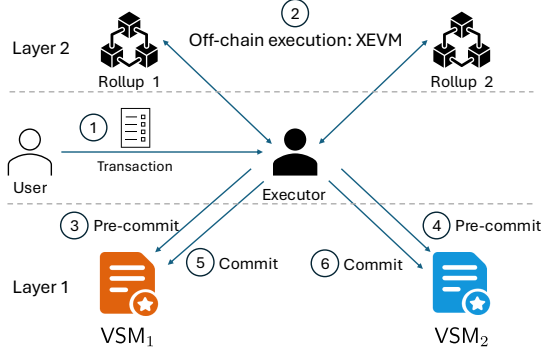


Figure 3: CRATE Overview

encodes her intended CRT by making the appropriate calls to `GSC.trigger()`, and sends her transaction to the Executor (step 1). The Executor keeps executing received transactions off-chain (phase 1 below) and, at regular intervals, he submits transaction batches – along with the state digest they produce – to the VSM on L1 (phase 2 below).

Phase 1. The Executor executes the transaction batch off-chain following the *Cross-EVM (XEVM)* sub-protocol of CRATE. The off-chain execution yields a new pair of state digests, and the Executor also produces validity proofs, one per rollup. This phase corresponds to step 2 in Fig. 3 and addresses the first challenge outlined in § 3.3.

Phase 2. The Executor drives the two VSMs to perform the *2PC component* of CRATE (steps 3 – 6 in Fig. 3). Each VSM can be in either “free” or “paired” status, and initially both are in free status. During the *pre-commit* round, one of the two VSMs is deterministically chosen as the leader; suppose it is VSM₁. The Executor first drives VSM₁ to pre-commit (step 3) by submitting the new state digest, validity proof, and evidence that VSM₂ is in free status; VSM₁ in turn verifies the proof and the evidence, accepts the digest as temporary, and switches to paired status. Next, the Executor drives VSM₂ to pre-commit (step 4), and VSM₂ also switches to paired status after verifying that VSM₁ is in paired status.

During the *commit* round, the Executor first drives VSM₁ to commit (step 5) by submitting evidence that (a) VSM₂ is in paired status and (b) the roots of the GSC contracts match. VSM₁ in turn verifies the evidence, accepts its temporary state digest as final, and stores its “commit” decision under a unique identifier of this 2PC instance. Next, the Executor drives VSM₂ to commit (step 6), and VSM₂ also accepts its temporary state digest as final after verifying that VSM₁ has issued a “commit” decision.

Abort case. During the second round of 2PC, VSM₁ (the leader) can also be driven to abort. After verifying relevant evidence that VSM₂ has not switched to paired status, VSM₁ stores an “abort” decision (under the 2PC identifier), discards its temporary state digest, and “rolls back” to the original state digest. Similarly to the commit case, VSM₂ will also abort (if

ever pre-committed) upon verifying VSM₁’s abort decision. **Incorrect Evidence.** The workflow above describes an honest execution. If the Executor submits incorrect evidence to the VSM during pre-commit or commit, verification checks will fail, causing the VSM to revert the transaction. In the pre-commit round, the VSM would remain in free status, while in the commit round, it would remain locked in paired status until proper commit/abort evidence is provided. Allowing a VSM to unilaterally abort is insecure, as a malicious Executor could drive one VSM to commit and force the other to abort. This highlights the importance of a leader-based approach, where one VSM decides and the other follows, as well as the non-trivial nature of applying 2PC in this setting.

Remark 1 (VSM Communication via Bridges). *When we say a VSM “verifies evidence” about the other VSM’s state, we mean that it verifies a state membership proof against L1 block headers relayed by a trustless blockchain bridge, such as [54]. We further assume that a VSM only considers bridge-relayed state digests that are final (2 epochs in Ethereum [17]), eliminating the possibility of any reorg [26].*

Remark 2 (Setup). *It is crucial that each VSM be aware of its rollup’s GSC contract and of the other VSM. After deployment, we assume a secure, one-time setup phase at the end of which, each VSM has hardcoded the address of its rollup’s GSC contract as well as the address of the other VSM. Such setups are common practice and outside this paper’s scope.*

Application: Cross-Rollup Flash Loan. A cross-rollup flash loan involves the following seven steps: **1. Borrow** the desired amount from a flash loan pool (on rol₁). **2. Burn** the amount (on rol₁). **3. Mint** the amount (on rol₂). **4. Arbitrage** (on rol₂). **5. Burn** the post-arbitrage amount (on rol₂). **6. Mint** the post-arbitrage amount (on rol₁). **7. Repay** the borrowed amount and retain the profit (on rol₁). Typically, a Token contract supports burn-and-mint, and a User contract contains the logic for the user’s actions (e.g., arbitrage).

We now discuss why cross-rollup flash loans highlight the need for the more expressive DAG CRT model. In the execution of action a_1 , which includes steps 1 and 2 on rol₁, both step 3 (mint) and step 4 (arbitrage) must be triggered for execution on rol₂. In theory, steps 3 and 4 could be combined into a single action a_2 , and having a_1 trigger a_2 would eliminate the need for multiple trigger calls. However, this approach presents a challenge in determining which contract will perform the bundling and trigger a_2 . Specifically, step 3 relates to the Token contract, while step 4 is handled by the User contract. Consequently, the Token contract should (internally) trigger the mint operation upon burning, and the User contract should trigger the arbitrage, resulting in two trigger calls at the end of a_2 . The Executor should then pick up both trigger calls, bundle them together, and pass them as arguments to single `GSC.action()` invocation. These practical desiderata underscore the necessity for a more flexible and expressive programming model, such as our DAG CRT model.

4 Formal Foundations

4.1 Safety

The SVS trigger-action paradigm [50] serves as a *programming model* for cross-rollup transactions, in addition to providing an elegant atomicity check mechanism. In the simple example where a_1 triggers a_2 , causing the Executor to execute $\text{action}(a_2)$, it is as if a_1 passes control to a_2 , which in turn is not expected to return to its caller. This programming model is akin – in spirit – to the *continuation-passing style (cps)* model [13, 45], as well as to the widely used asynchronous event driven architecture [29, 32, 42]. We first define the simpler chain-CRT model, which is similar to the CRT abstraction in [37], and then present the more involved DAG-CRT model.

Chain CRTs. We model an *action* as a 3-tuple $a = (\text{desc}, \text{trace}, \text{desc}_{\text{next}})$. Here, $\text{desc} = (\text{rol}, \text{addr}, \text{cdata})$ is the action’s *description*; rol is the target rollup (L2)⁵, addr is the smart contract address, and cdata contains the function identifier and arguments. Next, trace is the *raw code trace* of the action, i.e., it represents the actual opcode sequence executed, *without* the triggering logic. Finally, $\text{desc}_{\text{next}}$ is the *description of another action* to be executed, and its format is identical to desc . Although not explicit, we assume that $a.\text{desc}$ uniquely determines both $a.\text{trace}$ and $a.\text{desc}_{\text{next}}$; this correspondence is enforced by EVM rules.⁶ We will overload notation and use $a.\text{rol}$ to mean $a.\text{desc}.\text{rol}$. The field $a.\text{desc}_{\text{next}}$ can be null, in which case it is ignored.

This model assumes the original SVS [50] trigger-action paradigm, restricted to allow each transaction to trigger only a single other action.

Remark 3. *Looking ahead, $\text{desc}_{\text{next}}$ is precisely the field inserted in trigTree , while desc is the field inserted in actTree .*

We define a *chain CRT* as a sequence $\text{crt}_{\text{chain}} := [a_i]_{i \in [n]}$ which satisfies $a_n.\text{desc}_{\text{next}} = \text{null}$ and for all $1 \leq i \leq n-1$, $a_i.\text{desc}_{\text{next}} = a_{i+1}.\text{desc} \neq \text{null}$. Since each action in the sequence is modeled to trigger the next action, we notice that each a_i fully determines the sub-CRT $\text{crt}_{\text{chain}}[i:]$. This means that the entire CRT $\text{crt}_{\text{chain}}$ can be represented by the single source action a_1 , which is exactly the action the user will submit to the Executor. Even though a_1 is a compact representation of $\text{crt}_{\text{chain}}$, we still represent CRTs by the full sequence of actions to facilitate analysis.

A transaction *batch* is an ordered list of actions that the Executor submits along with the new state digest on L1. An action can be either *local*, i.e., confined within the rollup, or *non-local*, i.e., part of a CRT. We say a *state digest* is *local* if it has been produced by a batch consisting of only local

actions. Otherwise we say the state digest is *non-local*. We write $a_1 \prec_{\text{batch}} a_2$ to mean that a_1 appears before a_2 within batch. We define the following predicate:

- $\text{actionExec}(h_{\text{ST}}, h_{\text{ST}'}, \text{batch}, a) = \text{True}$ if $a \in \text{batch}$ **and** executing batch causes the state digest to transition from h_{ST} to $h_{\text{ST}'}$.

We can now define the atomic execution predicate $\text{AtomExec}(\text{crt}_{\text{chain}}, \{\text{rol}_j, h_{\text{ST}_j}, h_{\text{ST}'_j}, \text{batch}_j\}_j)$, which covers an entire CRT instance $\text{crt}_{\text{chain}} := [a_i]_{i \in [n]}$ and is defined with respect to the set of rollups $\mathcal{R} = \cup_{i \in [n]} \{a_i.\text{rol}\}$ and their state digest pairs and batches. This predicate evaluates to True if and only if (1) occurs or both (2a) and (2b) occur:

1. For all $j \in [|\mathcal{R}|]$ and for all $i \in [n]$ s.t. $a_i.\text{rol} = \text{rol}_j$, $\text{actionExec}(h_{\text{ST}_j}, h_{\text{ST}'_j}, \text{batch}_j, a_i) = \text{False}$.
2. (a) For all $j \in [|\mathcal{R}|]$ and for all $i \in [n]$ s.t. $a_i.\text{rol} = \text{rol}_j$, $\text{actionExec}(h_{\text{ST}_j}, h_{\text{ST}'_j}, \text{batch}_j, a_i) = \text{True}$.
 (b) For all $j \in [|\mathcal{R}|]$ and for all $i_1, i_2 \in [n]$ s.t. $a_{i_1}.\text{rol} = a_{i_2}.\text{rol} = \text{rol}_j$ and $i_1 < i_2$, it holds that $a_{i_1} \prec_{\text{batch}} a_{i_2}$.

We now proceed to formally define atomicity for chain CRTs.

Definition 1 (CRT Atomicity). *Let $\text{crt}_{\text{chain}} := [a_i]_{i \in [n]}$ be a CRT, and let $\mathcal{R} = \cup_{i \in [n]} \{a_i.\text{rol}\}$ be the set of associated rollups, for some $n \geq 2$. For each $j \in [|\mathcal{R}|]$, let h_{ST_j} be the current state digest of VSM_j . Also let $(h_{\text{ST}'_j}, \text{batch}_j)$ be the (state digest, transaction batch) pair which is immediate next accepted after running CRAT protocol Π . We say Π satisfies atomicity if*

$$\text{AtomExec}(\text{crt}_{\text{chain}}, \{\text{rol}_j, h_{\text{ST}_j}, h_{\text{ST}'_j}, \text{batch}_j\}_j) = \text{True}.$$

DAG CRTs. Similar to chain CRTs, a DAG-CRT action is a tuple $a_i := (\text{desc}, \text{trace}, \text{desc}_{\text{next}})$. Unlike chain-CRTs, $a.\text{desc} = [sa_j.\text{desc}]_j$ now is an array of sub-action descriptions (hence “*sa*”), $a.\text{trace}$ represents the concatenation of the $[sa_j.\text{trace}]_j$ components, and $a'.\text{desc}_{\text{next}} = [\text{desc}_{\text{next}}[k]]_k$ is an array of descriptions of triggered sub-actions. Similar to chain CRTs, $a.\text{desc}$ uniquely determines both $a.\text{trace}$ and $a.\text{desc}_{\text{next}}$. The array $\text{desc}_{\text{next}}$ can be empty, in which case it is ignored. We define a DAG-CRT as a sequence $\text{crt}_{\text{DAG}} := [a_i]_{i \in [n]}$ which satisfies $|a_n.\text{desc}_{\text{next}}| = 0$ and for all $1 \leq i \leq n-1$, $a_i.\text{desc}_{\text{next}} = a_{i+1}.\text{desc}$. Note the equality is between *arrays*.

We can now repurpose all predicates from § 4.1 for DAG CRTs. Under the repurposed predicate $\text{AtomExec}(\text{crt}_{\text{DAG}}, \cdot)$, we can also re-purpose Definition 1 to work for DAG CRTs. We omit re-stating these repurposed versions since the only difference is the use of crt_{DAG} instead of $\text{crt}_{\text{chain}}$.

⁵We assume the rol identifier also determines the underlying L1.

⁶Similarly, $(\text{addr}, \text{cdata})$ determines the EVM opcodes to be executed.

4.2 Liveness and Efficiency

Liveness. A CRAT protocol satisfies liveness if the participating rollups maintain liveness, as discussed in § 3.1.

Efficiency. The key efficiency metric for cross-rollup transactions (CRTs) is latency, which refers to the time delay between submitting a CRT instance and its successful commitment or abortion. Measuring time complexity in this setting is challenging due to the heterogeneous nature of participating rollups and their differing finality rules. However, L1 transactions are the bottleneck, and we define a "round" as the duration of the slowest layer 1 transaction, based on the blockchain that takes the longest to finalize a transaction. CRAT protocols should preserve the constant round finality of existing rollups, and we capture this requirement in Definition 2.

Definition 2 (Efficiency). *Let Π be a CRAT protocol and let $\text{crt}_{\text{chain}} = [a_i]_{i \in [n]}$ be a chain-CRT of length n . We say Π is efficient if it completes in $O(1)$ rounds.*

Similarly, we can repurpose Definition 2 for DAG CRTs by requiring that the protocol completes in $O(1)$ rounds regardless of the CRT length (number of actions) as well as the total number of sub-actions.

5 CRATE: Off-Chain Execution – XEVM

In this section, we present XEVM, our modified execution engine for rollups. First, we extend the General System Contract (GSC) introduced in [50] so that it securely supports chain CRTs of arbitrary length. Next, we present the full Executor algorithm specification for the XEVM component.

5.1 General System Contract

In this section, we present our modified General System Contract (GSC) which handles chain CRTs. Algorithm 1 fully specifies our GSC contract; we highlight our contributions with blue color on top of SVS [50]. Besides the Merkle trees ($\text{trigTree}, \text{actTree}$) and nonces ($\text{tNonce}, \text{aNonce}$), the GSC contract maintains two additional nonces ($\text{sessionNonce}, \text{entryNonce}$) and the sessionActive flag to keep track of CRT sessions. Nonces are initialized to zero and the sessionActive flag to False.

The source action (a_1) launches a new CRT session by calling the new entry point function STARTSESSION , passing the $(\text{addr}, \text{cdata})$ fields of the action it wishes to trigger. STARTSESSION increments both entryNonce and sessionNonce by one, marks the session as active ($\text{sessionActive} \leftarrow \text{True}$), and calls $\text{TRIGGERINTERNAL}(\text{msg.sender}, \text{addr}, \text{cdata})$. TRIGGERINTERNAL is an internal function only supposed to be called by STARTSESSION . TRIGGER is the function that application smart contracts are supposed to invoke.

Algorithm 1 General System Contract

```

1: function STARTSESSION(addr, cdata)
2:   Require (not actionCalled)
3:   entryNonce  $\leftarrow$  entryNonce + 1
4:   sessionNonce  $\leftarrow$  sessionNonce + 1
5:   sessionActive  $\leftarrow$  True
6:   triggerCalled  $\leftarrow$  False
7:   TRIGGERINTERNAL(msg.sender, addr, cdata)
8: function CHECKSESSIONID(sessionID)
9:   if sessionID = sessionNonce then
10:    Require (sessionActive)
11:   else if sessionID = sessionNonce + 1 then
12:    sessionActive  $\leftarrow$  True
13:    sessionNonce  $\leftarrow$  sessionNonce + 1
14:   else Revert
15: function TRIGGERINTERNAL(sender, addr, cdata)
16:   Require (not triggerCalled)  $\triangleright$  Only one trigger per tx
17:   triggerCalled  $\leftarrow$  True
18:   sessionID  $\leftarrow$  sessionNonce
19:   tNonce  $\leftarrow$  tNonce + 1
20:   msgHash  $\leftarrow$  H(sender, addr, cdata, tNonce, sessionID)
21:   emit T(sender, addr, cdata, tNonce)
22:   trigTree.insert(msgHash)
23: function TRIGGER(addr, cdata)
24:   TRIGGERINTERNAL(msg.sender, addr, cdata)
25: function ACTION(sender, addr, cdata, sessionID)
26:   actionCalled  $\leftarrow$  True
27:   CHECKSESSIONID(sessionID)
28:   triggerCalled  $\leftarrow$  False
29:   (status, _)  $\leftarrow$  addr.call(cdata)  $\triangleright$  execute triggered action
30:   Require (status)
31:   aNonce  $\leftarrow$  aNonce + 1
32:   msgHash  $\leftarrow$  H(sender, addr, cdata, aNonce, sessionID)
33:   actTree.insert(msgHash)
34:   if (not triggerCalled) then sessionActive  $\leftarrow$  False
35:   actionCalled  $\leftarrow$  False

```

The TRIGGER function increments tNonce , hashes the tuple $(\text{msg.sender}, \text{addr}, \text{cdata}, \text{tNonce}, \text{sessionID})$, and inserts the hash into trigTree . Here msg.sender is the address of the caller contract and sessionID is taken to be the current sessionNonce value. It also emits a Trigger event intended to be listened to by the Executor.

The ACTION function takes as input the tuple $(\text{sender}, \text{addr}, \text{cdata}, \text{sessionID})$ and can only be called by the Executor. First, it checks that sessionID matches either sessionNonce , which requires that $\text{sessionActive} = \text{True}$, or $\text{sessionNonce} + 1$, signaling a new CRT session. Then, it sets $\text{xSender} \leftarrow \text{sender}$ and calls the smart contract method specified by $(\text{addr}, \text{cdata})$. The callee contract can access the public variable xSender which specifies the cross-rollup sender. Next, it increments aNonce , hashes the tuple $(\text{sender}, \text{addr}, \text{cdata}, \text{aNonce}, \text{sessionID})$, and inserts the hash into actTree . If the triggerCalled flag is raised during the call to $(\text{addr}, \text{cdata})$ (i.e., there is a nested call to

TRIGGER), this means that the current CRT session is not finished. Otherwise, this is the end of the current CRT session and it marks $\text{sessionActive} \leftarrow \text{False}$.

We assume a unique copy of the GSC contract is deployed on each rollup. Our design guarantees that the TRIGGER function can only be called either by STARTSESSION or in a nested manner during an ACTION call, as well as that STARTSESSION can only be called by a source action (a_1), and never in a nested manner during an ACTION call.

5.2 Executor Specification

In this section, we describe the XEVM component of the Executor, formally specified in Algorithm 5. The Executor algorithm manages the execution of both local and non-local transactions across the two rollups. We assume a function EVM which takes as input a transaction and executes it on the specified rollup according to EVM rules. The Executor maintains the current state and a state checkpoint for each rollup. To execute a transaction tx received by a user, he calls ENTRYPOINT(tx), which creates state checkpoints for all rollups before proceeding to call XEVM(tx). The XEVM(tx) function uses the (assumed) EVM function to execute tx and listens for a trigger event. If there is a triggered transaction tx' , the Executor constructs a wrapper transaction tx'' which calls GSC.ACTION(\cdot) with the description of tx' as argument. It then recursively calls XEVM(tx''), and so on, until all trigger calls have been handled. If any transaction or its triggered transaction fail, this failure propagates up to ENTRYPOINT, which restores the state of all rollups to their checkpoints.

6 CRATE: 2PC Protocol

In this section, we describe the Two-Phase Commit (2PC) protocol between the two VSMs and driven by the Executor. We omit formally specifying the Executor's role in the 2PC protocol, since it follows directly from the VSM specification. As such, the entire section focuses on the VSM specification.

The VSM contract consists of three main functions (UPDATEDIGEST, COMMIT, and ABORT), shown in Algorithm 2, which serves as a generic 2PC framework between VSMs. Concrete procedures – such as leader determination and evidence verification – are performed by functions ISLOCAL, VERPRECOMIEVD, VERCOMIEVD, and VERABEVD, which we describe in this section and formally specify in Algorithm 4 in Appendix B.

Bridge abstraction. Recall from § 2 and Remark 1 that we assume a trustless bridge between the underlying L1 chains. In the following, the oVSM structure contains state attributes of the other VSM, which can be verified against the bridge using attribute proofs which we denote by attProofs .

State. The VSM's state consists of its ID (id) and the current rollup state digest (h_{ST}). We also assume that it knows the ad-

Algorithm 2 Validator Smart Contract: Generic 2PC

```

1: function UPDATEDIGEST( $h_{\text{ST}'}$ ,  $\text{vProof}$ ,  $\text{locEvd}$ ,  $\text{pcEvd}$ )
2:   Require ( $\text{status} = \text{Free}$ )
3:   VERVALPROOF( $h_{\text{ST}'}$ ,  $\text{vProof}$ )
4:   if ISLOCAL( $h_{\text{ST}'}$ ,  $\text{locEvd}$ ) then  $h_{\text{ST}} \leftarrow h_{\text{ST}'}$ 
5:   else
6:     VERPRECOMIEVD( $h_{\text{ST}'}$ ,  $\text{pcEvd}$ )
7:      $h_{\text{ST}}^{\text{temp}} \leftarrow h_{\text{ST}'}$ ,  $\text{status} \leftarrow \text{Paired}$ 
8:   function COMMIT( $\text{cEvd}$ )
9:     Require ( $\text{status} = \text{Paired}$ )
10:    VERCOMIEVD( $\text{cEvd}$ )
11:     $h_{\text{ST}} \leftarrow h_{\text{ST}}^{\text{temp}}$ ,  $\text{status} \leftarrow \text{Free}$ 
12:   function ABORT( $\text{abEvd}$ )
13:     Require ( $\text{status} = \text{Paired}$ )
14:     VERABEVD( $\text{abEvd}$ )
15:      $\text{status} \leftarrow \text{Free}$ 

```

dress and ID of the VSM that it is connected to (see Remark 2). The $\text{status} \in \{\text{Free}, \text{Paired}\}$ variable is initialized to Free. All remaining state variables are specified in Algorithm 4.

Entrypoint. The UPDATEDIGEST function takes as input a new state digest ($h_{\text{ST}'}$), a validity proof (vProof), local evidence (locEvd), and pre-commit evidence. First, the VSM verifies vProof using the (assumed) existing zk-proof verification mechanism (VERVALPROOF function). Next, it parses the local evidence ($\text{roots}, \text{attProofs}$) $\leftarrow \text{locEvd}$ which is used to determine whether $h_{\text{ST}'}$ is a local or non-local state digest. It parses the claimed roots of the GSC contract ($\text{trigRt}, \text{actRt}, \text{trigRt}', \text{actRt}'$) $\leftarrow \text{roots}$ and verifies attProofs to check the membership of ($\text{trigRt}, \text{actRt}$) (resp. ($\text{trigRt}', \text{actRt}'$)) against h_{ST} (resp. $h_{\text{ST}'}$). If $\text{trigRt}' = \text{trigRt}$ and $\text{actRt}' = \text{actRt}$, then $h_{\text{ST}'}$ is a *local* digest and thus accepted immediately ($h_{\text{ST}} \leftarrow h_{\text{ST}'}$). Otherwise, $h_{\text{ST}'}$ is a *non-local* digest and the VSM proceeds to pre-commit. Note that locEvd additionally contains the $\text{sessionNonce}'$ and $\text{entryNonce}'$ variables of the GSC contract, which are also verified under $h_{\text{ST}'}$, and stored to be used in the commit round.

Pre-commit. If the VSM successfully verifies the supplied pre-commit evidence (pcEvd), then it stores $h_{\text{ST}'}$ as the temporary digest and switches to Paired status. In the VERPRECOMIEVD function, the VSM parses the pre-commit evidence ($\text{oVSM}, \text{attProofs}, h_{\text{ST}'_0}$) $\leftarrow \text{pcEvd}$, where ($\text{oVSM}, \text{attProofs}$) are verified against a bridge-relayed state digest of the other L1 chain. Next, it computes the 2PC instance identifier as $\text{index} \leftarrow \text{GETINDEX}(h_{\text{ST}}, h_{\text{ST}'_0}, \text{oVSM}.h_{\text{ST}}, h_{\text{ST}'_0})$, where GETINDEX(\cdot) deterministically orders and hashes the four state digests, so that both VSMs compute the same index value. The index identifier is stored and used to determine the leader of this 2PC instance. If the VSM is the *leader*, it checks whether $\text{oVSM}. \text{status} = \text{Free}$. If the VSM is *not the leader*, it checks that the computed index matches the leader VSM's index and that the leader VSM is in Paired status.

Commit/Abort. If the VSM successfully verifies the supplied commit evidence (cEvd), then it accepts the temporary state digest as final ($h_{ST} \leftarrow h_{ST}^{\text{temp}}$) and switches to Free status. In the `VERCOMEVD` function, the VSM parses the commit evidence ($\text{oVSM}, \text{attProofs}$) \leftarrow cEvd, where oVSM and attProofs are first verified similarly to the pre-commit round. Next, it fetches the current 2PC instance identifier and determines the leader of this 2PC instance. If the VSM is the *leader*, it checks whether $\text{oVSM.status} = \text{Paired}$ and $\text{oVSM.index} = \text{index}$. It also verifies that the new pair of state digests ($h_{ST}^{\text{temp}}, h_{ST}$) satisfy *atomicity* by checking that (1) the Merkle roots of the GSC contracts match (i.e., $\text{trigRt}' = \text{oVSM.actRt}'$ and $\text{actRt}' = \text{oVSM.trigRt}'$) and (2) the sum of the two entry nonces is equal to both session nonces. If so, it stores a Commit decision under index. If the VSM is *not the leader*, it follows the leader VSM’s decision under index. The `ABORT` and `VERABEVD` functions are similar to the commit case; see Algorithm 4 for more details.

7 CRATE: Safety and Liveness

7.1 Safety

In this section, we prove that CRATE satisfies atomicity per Definition 1. First, we prove that if the off-chain execution of the CRT does not satisfy all-or-nothing or serializability, then certain predicates about the two GSC states will not hold. Second, we prove that if at least one of the GSC state predicates does not hold, then the two VSMs on L1 will not be able to complete the 2PC and commit to the new pair of faulty state digests. We use three helper lemmas which collectively imply the first step of our proof sketch. Note that Lemma 1 and Lemma 2 assume the SVS [50] GSC contract. Our modifications to the GSC contract do not affect these lemmas, so their implications directly apply to the more robust chain-CRT GSC.

An observation that will prove useful is that if a non-local action a is part of an L1-accepted batch, then the fields $a.\text{desc}$ and $a.\text{desc}_{\text{next}}$ are inserted into the trigger and action trees, respectively – besides $a.\text{trace}$ being executed. We capture this intuitive observation in Claim 1.

Claim 1. *Let trigTree and actTree be the trigger and action trees of GSC after batch is accepted by the VSM of a rollout, and let a be a non-local action. Then $a \in \text{batch}$ if and only if $a.\text{desc} \in \text{actTree}$ and $a.\text{desc}_{\text{next}} \in \text{trigTree}$.*⁷

Proof. ($a.\text{desc}, a.\text{trace}, a.\text{desc}_{\text{next}}$) comprise the same action a and are inserted/executed atomically when $a \in \text{batch}$. \square

⁷This also captures the edge cases when a is the first or last CRT action; e.g. if $a.\text{desc} = \text{null}$, then trivially $a.\text{desc} \in \text{actTree}$.

Lemma 1 states that the SVS GSC satisfies the all-or-nothing property of atomicity.

Lemma 1. *Let $\text{crt}_{\text{chain}} = [a_i]_{i \in [n]}$ and $\{\text{rol}_b, h_{ST_b}, h_{ST'_b}, \text{batch}_b\}_{b \in \{1,2\}}$ be as in Definition 1, when using the original SVS GSC contract for off-chain execution. For $b \in \{1,2\}$, let $\{\text{trigTree}_b, \text{actTree}_b\}$ be the GSC _{b} trees under h_{ST_b} . Also assume (I) $\text{trigTree}_1 = \text{actTree}_2$ and $\text{trigTree}_2 = \text{actTree}_1$. Then (I) is preserved under $(h_{ST'_1}, h_{ST'_2})$ if and only if there exists $d \in \{\text{True}, \text{False}\}$ such that, for all $i \in [n]$, $\text{actionExec}(h_{ST_b}, h_{ST'_b}, \text{batch}_b, a_i) = d$ for both $b \in \{1,2\}$ where $a_i.\text{rol} = \text{rol}_b$.*

Proof of Lemma 1. The “if” direction corresponds to the honest execution; its proof is simple and thus omitted. We prove the contrapositive of the “only if” direction. Assume there exists $1 \leq i \leq n - 1$ and such that (without loss of generality) $a'_i.\text{rol} = \text{rol}_1$ and $a'_{i+1}.\text{rol} = \text{rol}_2$, and $\text{actionExec}(h_{ST_1}, h_{ST'_1}, \text{batch}_1, a'_i) = d_i \neq d_{i+1} = \text{actionExec}(h_{ST_2}, h_{ST'_2}, \text{batch}_2, a'_{i+1})$. Since $\text{crt}_{\text{chain}}$ is a chain CRT, we know $a'_i.\text{desc}_{\text{next}} = a'_{i+1}.\text{desc} \neq \text{null}$.

Case 1: $d_i = \text{True}$ and $d_{i+1} = \text{False}$. Using Claim 1, the former implies $a'_i.\text{desc}_{\text{next}} \in \text{trigTree}'_1$, and the latter implies $a'_{i+1}.\text{desc} \notin \text{actTree}'_2$.

Case 2: $d_i = \text{False}$ and $d_{i+1} = \text{True}$. The former implies $a'_i.\text{desc}_{\text{next}} \notin \text{trigTree}'_1$, and the latter implies $a'_{i+1}.\text{desc} \in \text{actTree}'_2$. In either case we get $\text{trigTree}'_1 \neq \text{actTree}'_2$. \square

Lemma 2 states that under the SVS GSC, an Executor can only *fully reverse* the order of actions within a CRT – and still pass the GSC root check. We defer its proof to Appendix D. In the following, we say that batch *preserves* (resp. *fully reverses*) the relative order of actions in a CRT $\text{crt}_{\text{chain}} = [a_i]_{i \in [n]}$ if for all $0 \leq i_1 < i_2 \leq n$ such that $a_{i_1}, a_{i_2} \in \text{batch}$, it holds that $a_{i_1} \prec_{\text{batch}} a_{i_2}$ (resp. $a_{i_1} \succ_{\text{batch}} a_{i_2}$).

Lemma 2. *Consider the same setup as in Lemma 1 and assume $\text{trigTree}_1 = \text{actTree}_2$ and $\text{trigTree}_2 = \text{actTree}_1$. Also assume $\text{actionExec}(h_{ST_b}, h_{ST'_b}, \text{batch}_b, a_i) = \text{True}$ for $b \in \{1,2\}$ where $a_i.\text{rol} = \text{rol}_b$. Then both batch_1 and batch_2 either preserve or fully reverse the relative order of actions if and only if $\text{trigTree}'_1 = \text{actTree}'_2$ and $\text{trigTree}'_2 = \text{actTree}'_1$.*

Lemma 3 states that our chain-CRT GSC is safe against the “reversal” attack introduced in Lemma 2. We defer the proof of Lemma 3 to Appendix D.

Lemma 3. *Let $\text{crt}_{\text{chain}} = [a_i]_{i \in [n]}$ and $\{\text{rol}_b, h_{ST_b}, h_{ST'_b}, \text{batch}_b\}_{b \in \{1,2\}}$ be as in Definition 1, when using our chain-CRT GSC contract for off-chain execution. For $b \in \{1,2\}$, let $\{\text{trigTree}_b, \text{actTree}_b, \text{sessionActive}_b, \text{sessionNonce}_b, \text{entryNonce}_b\}$ be the GSC _{b} state under h_{ST_b} . Assume $\text{actionExec}(h_{ST_b}, h_{ST'_b}, \text{batch}_b, a_i) = \text{True}$ for $b \in \{1,2\}$ where $a_i.\text{rol} = \text{rol}_b$. Also assume*

(I) $\text{trigTree}_1 = \text{actTree}_2$ and $\text{trigTree}_2 = \text{actTree}_1$,
 (II) $\text{sessionNonce}_1 = \text{sessionNonce}_2 = \text{entryNonce}_1 + \text{entryNonce}_2$, and
 (III) $\text{sessionActive}_b = \text{False}$ for at least one $b \in \{1, 2\}$.
 Then batch_1 and batch_2 preserve the relative order of all actions if and only if (I,II,III) are preserved under $(h_{\text{ST}'_1}, h_{\text{ST}'_2})$.

We now state and prove our main theorem.

Theorem 1. CRATE satisfies atomicity for chain-CRTs and $|\mathcal{R}| = 2$ rollups.

Proof of Theorem 1. Let $\text{crt}_{\text{chain}} = [a'_i]_{i \in [n]}$ and $\{\text{VSM}_b, \text{rol}_b, h_{\text{ST}_b}, h_{\text{ST}'_b}, \text{batch}_b\}_{b \in \{1,2\}}$ be as in Definition 1, where $\{h_{\text{ST}'_b}, \text{batch}_b\}_{b \in \{1,2\}}$ are the new state digests and batches after running CRATE. For $b \in \{1,2\}$, let $\{\text{trigTree}_b, \text{actTree}_b, \text{sessionActive}_b, \text{sessionNonce}_b, \text{entryNonce}_b\}$ be the GSC_b state under h_{ST_b} . Assume properties (I,II,II) from Lemma 3 all hold under $(h_{\text{ST}_1}, h_{\text{ST}_2})$. Also let $\text{index} = \text{GETINDEX}(h_{\text{ST}_1}, h_{\text{ST}'_1}, h_{\text{ST}_2}, h_{\text{ST}'_2})$ be the 2PC instance index. For contradiction, assume CRATE does not satisfy atomicity, i.e., assume

$\text{AtomExec}(\text{crt}_{\text{chain}}, \{\text{rol}_b, h_{\text{ST}_b}, h_{\text{ST}'_b}, \text{batch}_b\}_{b \in \{1,2\}}) = \text{False}$.

This means either (a) the $\text{actionExec}(\cdot)$ predicates do not all agree, or (b) all $\text{actionExec}(\cdot) = \text{True}$ and at least one pair of actions are not in order in their batch. In case (a), Lemma 1 says that property (I) is not preserved. In case (b), Lemma 3 says that at least one of (I,II,III) is not preserved. In either case, using an inductive argument across all CRTs present in batch_1 and batch_2 , at least one of (I,II,III) is not preserved under $(h_{\text{ST}'_1}, h_{\text{ST}'_2})$.

We now consider the 2PC component of CRATE leading to the new state digests. First note that in either case (a) or (b), at least one of $(h_{\text{ST}'_1}, h_{\text{ST}'_2})$ is a non-local digest; without loss of generality, assume $h_{\text{ST}'_1}$ is non-local. Thus VSM_1 must have executed PRECOMMIT successfully, followed by COMMIT , in order to commit to the new state digest $h_{\text{ST}'_1}$. This is because VSM_1 will see that one of $\text{trigTree}'_1, \text{actTree}'_1$ is updated and will never accept $h_{\text{ST}'_1}$ as a new local state digest. This relies on the soundness of merkle membership proofs of the GSC state against the rollup state digest. We consider two cases:

Case 1: VSM_1 is the leader under index . Then VSM_2 must have successfully executed PRECOMMIT and entered Paired status under index (otherwise, VSM_1 will never see correct proof of VSM_2 being Paired, and will never decide to commit). Now consider the successful execution of COMMIT on VSM_1 , leading to a Commit decision. Since VSM_1 decides to commit, it must see that all three properties (I,II,III) are preserved under $(h_{\text{ST}'_1}, h_{\text{ST}'_2})$, a contradiction.

Case 2: VSM_1 is not the leader under index , so VSM_2 is the leader. Since VSM_1 accepts new non-local state digest $(h_{\text{ST}'_1})$, it must accept it after successful completion of COMMIT . Since VSM_1 is not the leader, it must have seen correct proof

that $\text{VSM}_2.\text{decisions}[\text{index}] = \text{Commit}$. For VSM_2 to decide to commit, it must have also successfully executed COMMIT and committed. Again, it must be that all properties (I,II,III) are preserved under $(h_{\text{ST}'_1}, h_{\text{ST}'_2})$, a contradiction. \square

Note that the proof of Theorem 1 relies on the soundness of bridge proofs for the correctness of the L1 state digest.

7.2 Latency and Liveness

CRATE requires two L1 transactions per rollup in sequential order: $\text{VSM}_1.\text{UPDATEDIGEST}$, $\text{VSM}_2.\text{UPDATEDIGEST}$, $\text{VSM}_1.\text{COMMIT}$, and $\text{VSM}_2.\text{COMMIT}$, with a similar order for aborts. This ensures an end-to-end latency of 4 rounds, satisfying efficiency with respect to Definition 2. CRATE satisfies *liveness*, as the leader VSM can always exit Paired status by committing or aborting, while the non-leader VSM depends on the leader's decision. Since both rollups are assumed live, this dependency does not cause deadlocks.

8 CRATE: Supporting DAG CRTs

In this section, we augment CRATE to support the more expressive DAG CRT programming model. We only modify the XEVM component of CRATE and leave the 2PC component on L1 unchanged; as a result, the liveness argument is identical to the chain-CRT version.

General System Contract. The chain-CRT-based GSC contract does not support the more expressive DAG CRTs, since it crucially relies on marking the session as inactive upon encountering a non-triggering action. To support DAG CRTs, we modify XEVM as follows.

First, $\text{ACTION}(\cdot)$ now accepts an *array* of triggered actions, instead of a single action. Correspondingly, we modify $\text{TRIGGER}(\cdot)$ to accept trigger calls even after the triggerCalled flag is set to True . To force Executors to use a single ACTION call, we insert logic so that all trigger (resp. action) msgHash values created as part of the same parent transaction use the same tNonce (resp. aNonce) value. At this point, notice that in the chain-CRT GSC, the STARTSESSION function is designed to route a single TRIGGER call, thus limiting a_1 to single trigger call. To allow a_1 to make multiple trigger calls (which can originate from distinct contracts, such as in a cross-rollup flash loan), we re-purpose STARTSESSION to be the *entrypoint* of the DAG CRT. We require that the user route her compiled a'_1 action through STARTSESSION by passing $(a'_1.\text{addr}, a'_1.\text{cdata})$ as arguments to it. STARTSESSION then executes a'_1 and the GSC handles all nested TRIGGER calls as described above. We leave CHECKSESSIONID and all session-tracking logic unchanged. We present our full DAG-CRT GSC contract in Appendix A.

Executor specification. The Executor now listens for multiple trigger events, and passes the array all triggered actions

as input to `GSC.ACTION(·)`. We reflect this change in the modified `XEVM` function in Algorithm 6.

Safety. We now state our second main theorem, which says that CRATE is secure with respect to Definition 1 repurposed for DAG-CRTs. We defer the theorem’s proof to Appendix E.

Theorem 2. *CRATE satisfies atomicity for DAG CRTs and $|\mathcal{R}| = 2$ rollups.*

9 Implementation and Evaluation

We implement CRATE on Ethereum networks using the Foundry toolkit [47]. We abstract away the (existing) SNARK validity proofs of zk-rollups and implement the additional logic introduced by CRATE. We also implement our motivating application, the cross-rollup flash loan, on top of CRATE.

9.1 Implementation details

Our CRATE implementation⁸ consists of three main components: the Executor which performs both the XEVM off-chain execution on L2 and drives the 2PC on L1 (implemented in 1,200+ lines of Python), the L2-based General System (GSC) contract (implemented in 100+ lines of Solidity), and the L1-based Validator (VSM) contract (implemented in 500+ lines of Solidity). We conducted our evaluation on a machine with 80 cores powered by an Intel(R) Xeon(R) Platinum 8380 CPU @ 2.30GHz, 125 GB of memory, and 208 GB of swap space.

Rollup architecture. We use a simple rollup architecture with two rollups. Each rollup consists of an L2 chain instantiated as a Foundry [47] EVM chain, whose state is checkpointed on an L1 chain, also instantiated as a Foundry EVM chain. We deploy a copy of the GSC contract on the L2 chain, and a copy of the VSM contract on the L1 chain.

Executor. We implement the Executor in Python as a standalone entity consisting of two modules. First, the XEVM module implements the Shared Executor Algorithm 5. Second, the 2PC module implements the Executor’s role in the 2PC protocol; it fetches the state roots of both rollups, as well as membership proofs for the GSC state, using the Ethereum RPC API [23]. We simulate the generation of the user transaction by including it as part of the Executor implementation. The Executor also simulates the bridge between the two L1s, by relaying block headers to the two VSM contracts.

VSM contract. The VSM contract receives new state digests and follows the 2PC protocol to commit or abort. Our implementation executes the full 2PC protocol, which includes verifying MPT membership proofs that are part of the pre-commit and commit evidence. To optimize gas efficiency, we batch membership proofs where possible. We provide and evaluate two implementations for MPT verification. In the

first implementation (“CRATE-MPT”), we use a smart contract [33] which directly verifies membership proofs on-chain; in the second one (“CRATE-SNARK”), we use Groth16 [30] SNARKs and the Circom [3] framework.

Flash Loan Application. We implement a flexible cross-rollup flash loan infrastructure in less than 300 lines of Solidity, carefully leveraging the more expressive DAG-CRT model of CRATE. The implementation consists of two “service” contracts: the `xToken` contract, which facilitates token transfers and the `cross-rollup` burn-then-mint service, and the `xFlashLoan` contract, which supports the `cross-rollup` flash loan service. Third, we implement the `xUserFL` contract, which is executes the user-desired actions during the cross-rollup flash loan. We deploy a copy of each of the three contracts on each rollup L2 chain. The reader can refer to Appendix F for the Solidity implementation of these contracts.

9.2 Evaluation

L1 Gas Usage. Compared to existing zk-rollups, CRATE introduces an extra L1 transaction for finalizing the state digest and additional overhead for verifying pre-commit and commit evidence. We measure this extra L1 gas usage and compare it to Zksync Era [34], which finalizes an L2 batch using three L1 transactions [36]. Based on data from Etherscan [7] and Zksync Explorer [11], the L1 gas usage of Zksync is in the range 0.9M – 2.1M gas during the period June-December 2024. Since zk-rollups already incur batch submission costs, CRATE’s evaluation excludes batch size considerations.

We define a simple workflow where the Executor receives transactions, which are grouped into batches, each containing at least one CRT. For each batch, (1) the XEVM module executes all transactions on L2, producing new state digests, and (2) the 2PC module drives the 2PC protocol between the two VSMs. We run this workflow for 100 instances of 2PC and compute the average L1 gas usage of CRATE. Using the MPT verifier contract, the average gas usage of CRATE over all 2PC instances is 1.35M gas, with approximately 840K gas for pre-commit and 510K gas for commit. Thus the MPT-based CRATE incurs a **0.64 – 1.5**× increase in gas usage compared to the referenced gas usage range of Zksync Era, which we illustrate in Fig. 4.

Using SNARKs instead of native MPT proofs. To further reduce L1 gas usage during 2PC, we replace Merkle membership proofs with SNARK proofs. This allows us to batch the unrelated `locEvd` and `pcEvd` membership proofs of the pre-commit round into a single SNARK. Under this implementation, the average gas usage of CRATE over all 2PC instances is 670K gas, with approximately 340K gas for pre-commit and 330K gas for commit. Thus the SNARK-based CRATE incurs a **0.32 – 0.75**× increase in gas usage compared to the observed gas usage range of Zksync Era, which we also illustrate in Fig. 4. We note that in practice, a

⁸<https://github.com/ikaklamanis/crate>

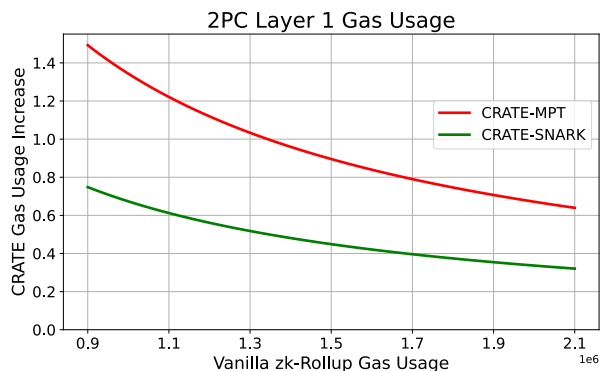


Figure 4: L1 gas usage increase incurred by the MPT-based (red) and SNARK-based (green) implementation of the CRATE 2PC protocol, compared to the observed gas usage range of a vanilla zk-rollup (Zksync).

zk-rollup integrating CRATE can further reduce gas usage by combining the existing state transition validity SNARK with CRATE’s pre-commit SNARK into a single SNARK.

Since our experiments above are conducted on local Foundry chains, the depth of our MPT tries is $d = 4$, which is smaller than the depth observed on Ethereum Mainnet account MPT tries ($d = 11$ at the time of writing). Larger MPT depths imply larger SNARK circuits, which in turn increase proof generation time. We use the term “single” MPT proof to mean a proof for a single MPT trie. To prove membership of a smart contract variable against the chain’s state root, we need a “full” MPT proof consisting of *two single* MPT proofs; one for the account trie and one for the storage trie. Under this terminology, the SNARK circuit of the pre-commit round contains *two full* MPT proofs (one for locEvd and one for pcEvd); the SNARK circuit of the commit round contains *one full* MPT proof (for cEvd).

We separately measure the SNARK generation time of a *single* MPT proof for different values of $d \in [2, 16]$. For $d = 16$, the proof generation time is 130 seconds (with CPU) and 60 seconds (with GPU). We use an AWS EC2 g4dn.xlarge instance for both CPU and GPU performance benchmarks. The instance has 4 Intel Xeon Platinum 8259CL CPUs @ 3.095 GHz, 16 GB memory, and 1 NVIDIA Tesla T4 GPU core. Since CRATE uses 4 single MPT proofs for the pre-commit round, we estimate that the SNARK proof generation time of the pre-commit round (for $d = 16$) is $4 \times 130 = 520$ seconds (i.e., 8.7 minutes) with CPU, and $4 \times 60 = 240$ seconds (i.e., 4 minutes) with GPU. Similarly, the SNARK proof generation time of the commit round is estimated to be 4.4 minutes with CPU and 2 minutes with GPU. Note that the *proof size, verification time, and L1 gas usage remain the same* regardless of the MPT depth.

Flash Loan application. We measure the total gas usage of a flash loan CRT across both rollups to be 550K gas. For

reference, single-chain flash loans are reported [8] to consume 200K gas on average. This increase is due to the overhead of the six trigger-action calls made by our cross-rollup flash loan. Regardless, our flash loan is reasonably practical, especially considering the significantly lower L2 gas costs.

10 Discussion

In this section, we discuss extensions to the CRATE protocol and implications of our design decisions.

Full Serializability. *Full* serializability requires that no local action can interleave between two CRT actions within a rollup batch, in addition to the relative ordering already required by *weak* serializability. We can easily modify the GSC contract to support full serializability as follows. If ACTION is ready to declare a session as inactive, then, before returning, it triggers a new FINISHSESSION on the other GSC. This ensures that both GSCs mark the current session as inactive, which was not the case in Algorithm 1. Further, we require that *all* rollup transactions (including local ones) use STARTSESSION as their entrypoint. Then STARTSESSION can revert any transaction that attempts to execute during an ongoing CRT session.

Unlike L1 protocols with fine-grained state locks [20], our approach locks the entire rollup state during the CRT session, simplifying implementation. Transactions in the batch can still access the full state outside the CRT session. However, this requires routing all transactions through the GSC, making it not backwards-compatible with existing applications.

Distinct Executors. For ease of exposition, we have described CRATE under a shared Executor operating both rollups. However, CRATE can easily be adapted to support *distinct*, possibly *distrusting* Executors E_1 and E_2 . Upon listening to a trigger call emitted by GSC_1 , E_1 sends the triggered action information to E_2 , who proceeds to execute a matching ACTION. E_1 can set proper timeouts so that he does not wait an indefinite amount of time for E_2 (and vice-versa). Since E_1 and E_2 need to communicate back and forth to execute CRTs, the network latency becomes the bottleneck during off-chain execution. Nevertheless, this drawback is not specific to CRATE but inherent to the distinct Executors setup.

Implications on rollup finality. Recall from § 7.2 that the end-to-end latency of CRATE is 4 rounds. In Ethereum, one round lasts 13 minutes, so rollups using CRATE achieve finality after $4 \times 13 = 52$ minutes; this might seem much longer than the single round (13 minutes) required by existing zk-rollups for finality. However, most zk-rollups currently submit new state roots to L1 at intervals in the order of *hours*, since SNARK proof generation is the bottleneck. Thus, both the $4 \times$ latency and the VSM state locking introduced by CRATE do not affect existing rollups’ finality and throughput, since the VSMs were already not utilized during that time for any new state updates. Similarly, the increased proving time incurred by our SNARK-based implementation is also

dominated by the SNARK validity proof generation time required by existing zk-rollups.

Note that the discussion above is about L1 *finality*, which does not place any trust on the Executor. Today, applications may also be interested in instant confirmation of rollup transactions [35]. Since the Executor needs to be trusted for such faster confirmations, CRATE preserves the underlying zk-rollups' instant confirmation guarantees.

11 Related Work

In this section, we compare CRATE to existing cross-chain systems. The state-of-the-art cross-rollup composability solution is SVS [50] and variants, such as the CIRC protocol [19] by Espresso. We provide a comprehensive comparison of CRATE with SVS in § 3.

Cross-chain Interoperability (IO). Existing cross-chain IO [18] protocols primarily adopt the framework of atomic swaps and cross-chain bridges. Atomic swap protocols usually make use of smart contracts, hashlocks, and time-locks [9, 49, 51] to ensure the atomic execution of cross-chain transactions. Cross chain bridges [2, 6, 54] connect two blockchains and facilitate the transfer of assets between them. While they enable services such as asset transfers, they cannot offer full cross-chain composability, since they lack a coordination mechanism. Current IO protocols [1, 9, 12, 31, 43, 55] cannot accommodate complex cross-chain transactions such as flash loans without relying on strong trust assumptions.

Cross-chain Composability. Several solutions [20, 37, 56] ensure atomicity for multi-L1 transactions, such as the 2PC4BC protocol [20], which provides atomicity and serializability but requires $O(n)$ rounds for a transaction of length n . These L1 protocols rely on complex locking mechanisms and multiple rounds, making certain applications, like cross-chain flash loans, impractical. In contrast, CRATE operates on L2 and requires $O(1)$ rounds by executing transactions off-chain and including them in a single rollup batch. For instance, 2PC4BC requires at least 5 L1 rounds (~ 60 blocks) for flash loan execution and finality, whereas CRATE performs execution off-chain, with L1 involvement only needed for finality.

Shared sequencer networks like Espresso [46], Astria [14], and Radius [41] leverage a shared sequencer to achieve censorship resistance and faster pre-confirmation. While these solutions enable certain types of cross-rollup transactions, their guarantees are limited to atomic inclusion (not execution) and rely on trusting the shared sequencer.

The Superchain [28] is a network of layer 2 chains built on the OP Stack [10], enabling resource sharing and asynchronous messaging but relying on a shared sequencer for cross-chain atomicity. Polygon AggLayer [39] connects layer 1 and layer 2 networks via a unified bridge, supporting token transfers and message passing, but its cross-chain transactions require Ethereum settlement, leading to high asynchrony.

12 Conclusion

We have introduced CRATE, a secure protocol for cross-rollup composability, enabling users to atomically execute transactions spanning two rollups, guaranteeing the all-or-nothing and serializability properties. Our protocol is flexible since it supports rollups on distinct L1s, as well as rollups operated by distinct Executors. We provided two formal models for cross-rollup transactions (CRTs), and defined atomicity within them. Our novel formal treatment gave rise to the shortcomings of other works and allowed us to rigorously prove security for CRATE. We implemented and benchmarked all components of CRATE and an end-to-end cross-rollup flash loan application to demonstrate the practicality of CRATE.

Acknowledgements

We want to thank Fangyan Shi and Wenhao Wang for their help with the SNARK-based implementation of MPT verification, as well as Sen Yang for helpful discussions.

References

- [1] Alt chains and atomic transfers. <https://bitcointalk.org/index.php?topic=%20193281.msg2224949#msg2224949>.
- [2] Axelar | Secure cross-chain communication for Web3. <https://axelar.network/>.
- [3] Circom 2 Documentation. <https://docs.circom.io/>.
- [4] Cryptocurrency Prices, Market Cap and Charts. <https://www.forbes.com/digital-assets/crypto-prices/>.
- [5] DefiLlama. <https://defillama.com/bridges>.
- [6] ETH \leftrightarrow NEAR Rainbow Bridge. <https://pages.near.org/bridge/>.
- [7] The ethereum blockchain explorer. <https://etherscan.io/>.
- [8] Flash loan gas cost comparison. <https://docs.equalizer.finance/equalizer-deep-dive/flash-loan-gas-cost-comparison>.
- [9] Hash Time Locked Contracts - Bitcoin Wiki. https://en.bitcoin.it/wiki/Hash_Time_Locked_Contracts.
- [10] Optimism. <https://www.optimism.io/>.
- [11] Zksync era block explorer. <https://explorer.zksync.io/>.

- [12] Typhon’s Chimera Chains | Blog - Anoma, 2023. <https://anoma.net/blog/chimera-chains>.
- [13] Andrew W. Appel. *Compiling with Continuations*. Cambridge University Press, USA, 2007.
- [14] Astria. Astria documentation. <https://docs.astria.org/>.
- [15] André Augusto, Rafael Belchior, Miguel Correia, André Vasconcelos, Luyao Zhang, and Thomas Hardjono. Sok: Security and privacy of blockchain interoperability. In *2024 IEEE Symposium on Security and Privacy (SP)*, pages 3840–3865, 2024.
- [16] Philip A Bernstein, Vassos Hadzilacos, and Nathan Goodman. *Concurrency control and recovery in database systems*. Addison-Wesley Longman Publishing Co., Inc., USA, June 1986.
- [17] Vitalik Buterin, Diego Hernandez, Thor Kampefner, Khiem Pham, Zhi Qiao, Danny Ryan, Juhyeok Sin, Ying Wang, and Yan X. Zhang. Combining GHOST and casper. *CoRR*, abs/2003.03052, 2020.
- [18] Chainlink. Cross-Chain Interoperability Protocol (CCIP) | Chainlink. <https://chain.link/cross-chain>.
- [19] Espresso. CIRC: Coordinated inter-rollup communication. <https://espresso.discourse.group/t/circ-coordinated-inter-rollup-communication/43>.
- [20] Ghareeb Falazi, Uwe Breitenbücher, Frank Leymann, Stefan Schulte, and Vladimir Yussupov. Transactional cross-chain smart contract invocations. *Distrib. Ledger Technol.*, 8 2023.
- [21] Ethereum Foundation. Introduction to smart contracts. <https://ethereum.org/en/smart-contracts>.
- [22] Ethereum Foundation. Ethereum virtual machine (evm). <https://ethereum.org/en/developers/docs/evm/>.
- [23] Ethereum Foundation. JSON-RPC API. <https://ethereum.org/en/developers/docs/apis/json-rpc/>.
- [24] Ethereum Foundation. Layer 2. <https://ethereum.org/en/layer-2/>.
- [25] Ethereum Foundation. Merkle Patricia Trie. <https://ethereum.org/en/developers/docs/data-structures-and-encoding/patricia-merkle-trie/>.
- [26] Ethereum Foundation. Reorgs in proof of stake. <https://ethereum.org/en/developers/docs/consensus-mechanisms/pos/attack-and-defense/#reorgs>.
- [27] Ethereum Foundation. Zero-Knowledge rollups. <https://ethereum.org/en/developers/docs/scaling/zk-rollups>.
- [28] Optimism Foundation. Superchain explainer. <https://docs.optimism.io/superchain/superchain-explainer>.
- [29] Sara Ghaemi, Sara Rouhani, Rafael Belchior, Rui Santos Cruz, Hamzeh Khazaei, and Petr Musílek. A pub-sub architecture to promote blockchain interoperability. *CoRR*, abs/2101.12331, 2021.
- [30] Jens Groth. On the size of pairing-based non-interactive arguments. In Marc Fischlin and Jean-Sébastien Coron, editors, *Advances in Cryptology – EUROCRYPT 2016*, pages 305–326, Berlin, Heidelberg, 2016. Springer Berlin Heidelberg.
- [31] Maurice Herlihy. Atomic Cross-Chain Swaps. In *Proceedings of the 2018 ACM Symposium on Principles of Distributed Computing*, PODC ’18, pages 245–254, New York, NY, USA, July 2018. Association for Computing Machinery.
- [32] G. Jansen and J. Saladas. Advantages of event-driven architecture. Developer IBM, 2020. <https://developer.ibm.com/technologies/messaging/articles/advantages-of-an-event-driven-architecture/>.
- [33] Jun Kimura. solidity-mpt. <https://github.com/ibc-solidity/solidity-mpt>.
- [34] Matter Labs. Zksync. <https://zksync.io/ecosystem>.
- [35] Matter Labs. Instant confirmations, 2024. <https://docs.zksync.io/zksync-protocol/rollup/finality#instant-confirmations>.
- [36] Madigan Lebreton, Elouan Wauquier, and Victor Houal. zksync transaction workflow. <https://blog.quarkslab.com/zksync-transaction-workflow.html>. Published: October 26, 2023.
- [37] Huaixi Lu, Akshay Jajoo, and Kedar S. Namjoshi. Atomicity and abstraction for cross-blockchain interactions, 2024.
- [38] Ralph C. Merkle. A digital signature based on a conventional encryption function. In Carl Pomerance, editor,

- Advances in Cryptology — CRYPTO '87*, pages 369–378, Berlin, Heidelberg, 1988. Springer Berlin Heidelberg.
- [39] Polygon. Aggregation layer. <https://polygon.technology/agglayer>.
- [40] Kaihua Qin, Liyi Zhou, Benjamin Livshits, and Arthur Gervais. Attacking the DeFi Ecosystem with Flash Loans for Fun and Profit. In Nikita Borisov and Claudia Diaz, editors, *Financial Cryptography and Data Security*, Lecture Notes in Computer Science, pages 3–32, Berlin, Heidelberg, 2021. Springer.
- [41] The Radius. The radius documentation. <https://docs.theradius.xyz/>.
- [42] Alam Rahmatulloh, Fuji Nugraha, Rohmat Gunawan, and Irfan Darmawan. Event-driven architecture to improve performance and scalability in microservices-based systems. In *2022 International Conference Advancement in Data Science, E-learning and Information Systems (ICADEIS)*, pages 01–06, 2022.
- [43] Isaac Sheff, Xinwen Wang, Robbert van Renesse, and Andrew C. Myers. Heterogeneous Paxos: Technical Report, November 2020.
- [44] Elaine Shi. *Foundations of Distributed Consensus and Blockchains*. 2020.
- [45] Gerald Jay Sussman and Guy L. Steele. Scheme: A Interpreter for Extended Lambda Calculus. *Higher-Order and Symbolic Computation*, 11(4):405–439, December 1998.
- [46] Espresso Systems. Espresso network documentation. <https://docs.espressosys.com/network>.
- [47] Foundry Team. Foundry book. <https://book.getfoundry.sh/>.
- [48] Justin Thaler. *Proofs, Arguments, and Zero-Knowledge*. Georgetown University, 2022.
- [49] Itay Tsabary, Matan Yechieli, Alex Manuskin, and Ittay Eyal. MAD-HTLC: Because HTLC is Crazy-Cheap to Attack. In *2021 IEEE Symposium on Security and Privacy (SP)*, pages 1230–1248, May 2021. ISSN: 2375-1207.
- [50] John Guibas Uma Roy, 0xShitTrader. Shared validity sequencing | umbra research. <https://umbraresearch.xyz/writings/shared-validity-sequencing>.
- [51] Sarisht Wadhwa, Jannis Stoeter, Fan Zhang, and Kartik Nayak. He-HTLC: Revisiting Incentives in HTLC. In *Network and Distributed System Security (NDSS) Symposium 2023*, San Diego, CA, USA, 2023.
- [52] Dr Gavin Wood. Ethereum: A secure decentralised generalised transaction ledger. *Ethereum project yellow paper*, 151:1–32, 2014.
- [53] Linda Xie. Composability is Innovation, June 2021. <https://a16zcrypto.com/posts/article/how-composability-unlocks-crypto-and-everything-else/>.
- [54] Tiancheng Xie, Jiaheng Zhang, Zerui Cheng, Fan Zhang, Yupeng Zhang, Yongzheng Jia, Dan Boneh, and Dawn Song. zkBridge: Trustless Cross-chain Bridges Made Practical. In *Proceedings of the 2022 ACM SIGSAC Conference on Computer and Communications Security, CCS '22*, pages 3003–3017, New York, NY, USA, November 2022. Association for Computing Machinery.
- [55] Yingjie Xue and Maurice Herlihy. Cross-chain state machine replication, 2022. <https://arxiv.org/abs/2206.07042>.
- [56] Victor Zakhary, Divyakant Agrawal, and Amr El Abbadi. Atomic commitment across blockchains. *Proceedings of the VLDB Endowment*, 13(9):1319–1331, May 2020.

A General System Contract

Algorithm 3 contains the pseudocode for the General System Contract supporting DAG-CRTs. Modifications on top of the chain-CRT version are highlighted with **brown color**.

Algorithm 3 General System Contract: DAG-CRT

```

1: function STARTSESSION(addr, cdata)
2:   Require (not actionCalled)
3:   entryNonce  $\leftarrow$  entryNonce + 1
4:   sessionNonce  $\leftarrow$  sessionNonce + 1
5:   sessionActive  $\leftarrow$  True
6:   triggerCalled  $\leftarrow$  False
7:   (status, _)  $\leftarrow$  addr.call(cdata)
8:   Require (status)
9:   Require (triggerCalled)

10: function TRIGGER(addr, cdata)
11:   if (not triggerCalled) then
12:     tNonce  $\leftarrow$  tNonce + 1  $\triangleright$  Allow many triggers per tx
13:     triggerCalled  $\leftarrow$  True
14:     sessionID  $\leftarrow$  sessionNonce
15:     msgHash  $\leftarrow$  H(msg.sender, addr, cdata, tNonce, sessionID)
16:     emit T(msg.sender, addr, cdata, tNonce)
17:     trigTree.insert(msgHash)

18: function ACTION(trigDataList, sessionID)
19:   CHECKSESSIONID(sessionID)
20:   actionCalled  $\leftarrow$  True
21:   triggerCalled  $\leftarrow$  False
22:   Require (len(trigDataList) > 0)
23:   aNonce  $\leftarrow$  aNonce + 1
24:   for trigData : trigDataList do
25:     (sender, caddr, cdata)  $\leftarrow$  trigData
26:     xSender  $\leftarrow$  sender
27:     (status, _)  $\leftarrow$  addr.call(cdata)
28:     Require (status)
29:     msgHash  $\leftarrow$  H(sender, addr, cdata, aNonce, sessionID)
30:     trigTree.insert(msgHash)
31:     xSender  $\leftarrow$  address(0)
32:   if (not triggerCalled) then
33:     sessionActive  $\leftarrow$  False
34:   actionCalled  $\leftarrow$  False

```

B Validator Smart Contract

Algorithm 4 fully specifies the functions used in Algorithm 2. Here, we assume the existence of two functions for abstraction purposes: VERATTRIBUTESWITHBRIDGE(\cdot), which verifies state attributes against bridge-relayed block headers, and VERATTRIBUTES(\cdot), which verifies the MPT membership of state attributes against rollup state roots (no bridge involved).

Algorithm 4 Validator Smart Contract: Concrete 2PC

```

1: Variables
2:   {id, hST, index, hSTtemp}; status  $\in$  {Free, Paired};
3:   {trigRt', actRt', sessionNonce', entryNonce'};
4:   decisions: mapping index  $\Rightarrow$  Commit/Abort
5: EndVariables

6: function ISLOCAL(hST', locEvd)
7:   (roots, nonces, attProofs)  $\leftarrow$  locEvd
8:   VERATTRIBUTES(hST', hST', roots, nonces, attProofs)
9:   trigRt, actRt, trigRt', actRt'  $\leftarrow$  roots
10:  sessionNonce', entryNonce'  $\leftarrow$  nonces
11:  Store (trigRt', actRt', sessionNonce', entryNonce')
12:  return (trigRt = trigRt') & (actRt = actRt')

13: function VERPRECOMEVD(hST', pcEvd)
14:  (oVSM, attProofs, hST'o)  $\leftarrow$  pcEvd
15:  VERATTRIBUTESWITHBRIDGE(oVSM, attProofs)
16:  index  $\leftarrow$  GETINDEX(hST', hST'o, oVSM, hST', hST'o)
17:  leader  $\leftarrow$  GETLEADER(index)
18:  if leader = id then Require oVSM.status = Free
19:  else
20:    Require oVSM.status = Paired
21:    Require oVSM.index = index

22: function VERCOMEVD(cEvd)
23:  (oVSM, attProofs)  $\leftarrow$  cEvd
24:  VERATTRIBUTESWITHBRIDGE(oVSM, attProofs)
25:  leader  $\leftarrow$  GETLEADER(index)
26:  if leader = id then
27:    Require oVSM.status = Paired
28:    Require oVSM.index = index
29:    Require trigRt' = oVSM.actRt'
30:    Require actRt' = oVSM.trigRt'
31:    Require entryNonce' + oVSM.entryNonce' =
    sessionNonce'
32:  else Require oVSM.decisions[index] = Commit
33:  return True

34: function VERABEVD(hST', abEvd)
35:  (oVSM, attProofs)  $\leftarrow$  abEvd
36:  VERATTRIBUTESWITHBRIDGE(oVSM, attProofs)
37:  leader  $\leftarrow$  GETLEADER(index)
38:  if leader = id then
39:    if ((oVSM.status = Paired) & (oVSM.index =
    index)) then
40:      Require (trigRt', actRt')  $\neq$ 
    (oVSM.actRt', oVSM.trigRt')
41:      decisions[index]  $\leftarrow$  Abort
42:    else
43:      Require (oVSM.decisions[index] = Abort)

```

C XEVM: Executor Algorithm

Algorithm 5 Shared Executor: XEVM – Chain CRTs

```

1: Variables
2:   rollIDs := {1, 2}: rollup ids
3:   ST1, ST2: states of rollups rol1, rol2
4:   cp1, cp2: state checkpoints
5:   GSC1, GSC2: General System contracts
6: EndVariables

7: function XEVM(tx)
8:   (status1, out) ← EVM(tx)
9:   tx' ← parse(out)
10:  if tx' = null then return status1
11:  Assert (tx'.rol ∈ rollIDs) & (tx'.rol ≠ tx.rol)
12:  tx'' ← GSCtx'.rol.ACTION((tx'))
13:  status2 ← XEVM(tx'')
14:  return status2

15: function ENTRYPOINT(tx)
16:  for id : rollIDs do
17:    cpid ← STid
18:  status ← XEVM(tx)
19:  if (status = False then
20:    for id : rollIDs do
21:      STid ← cpid

```

Algorithm 6 DAG-CRATE Shared Executor: XEVM

```

1: function XEVM(tx)
2:   (status1, out) ← EVM(tx)
3:   txList ← parse(out)
4:   if |txList| = 0 then return status1
5:   rol' ← txList'.rol
6:   Assert (rol' ∈ rollIDs) & (rol' ≠ tx.rol)
7:   tx'' ← GSCrol'.ACTION([(tx')] | tx' ∈ txList)
8:   status2 ← XEVM(tx'')
9:   return status2

```

D Chain-CRT Deferred Proofs

For an executed action a , we say a is *action-wrapped* if $\text{action}(a.\text{desc})$ is in fact executed – instead of plain a . Similarly, we say a is *triggering* if $a.\text{desc}_{\text{next}} \neq \text{null}$, i.e., it makes at least one call to $\text{GSC.trigger}(\cdot)$. Given a CRT $\text{crt}_{\text{chain}} = [a_i]$, notice that a_1 is the only CRT action that is *not* action-wrapped. This is because a_1 is the user-signed entrypoint action and is executed as is, thus its desc field is *not* inserted in the action tree. Similarly, a_n is the only non-triggering action of the CRT.

Proof of Lemma 2. The “only if” direction corresponds to the honest execution; its proof is simple and omitted. We focus on the “if” direction. Without loss of generality, assume $n = 2k$ is even and a_1 is executed on rol_1 . This means that the last action a_{2k} is executed on rol_2 . Let $[i_1, \dots, i_k]$ denote the relative order of actions $\{a_{2i-1}\}_{i \in [k]}$ in batch₁, and similarly let $[j_1, \dots, j_k]$ be the relative order of actions $\{a_{2j}\}_{j \in [k]}$ in batch₂. Let $f \in [k]$ (for “first”) be the position of the first action, i.e., $i_f = 1$, and let $l \in [k]$ (for “last”) denote the position of the last action, i.e., $j_l = 2k$.

Since the last action is on rol_2 , all rol_1 actions $[a_{i_r}]_{r \in [k]}$ trigger another action, so the (non-null) descriptions $[a_{i_r}.\text{desc}_{\text{next}}]_{r \in [k]}$ are inserted into trigTree_1 in this order. Similarly, since the first action is on rol_1 , all rol_2 actions are action-wrapped, so the (non-null) descriptions $[a_{j_r}.\text{desc}]_{r \in [k]}$ are inserted into actTree_2 in this order. Thus we must have $j_r = i_r + 1$ for all $r \in [k]$, since otherwise $\text{trigTree}'_1 \neq \text{actTree}'_2$.

Case 1: $l = 1$. Then each rol_2 action except for $a_{j_1} = a_{2k}$ triggers another action, so the (non-null) descriptions $[a_{j_r}.\text{desc}_{\text{next}}]_{2 \leq r \leq k}$ are inserted in trigTree_2 in that order. Similarly, each rol_1 action except for a_{i_f} action-wrapped, so the (non-null) descriptions $[a_{i_r}.\text{desc}]_{r \neq f}$ are inserted in actTree_1 in that order. In order to have $\text{trigTree}'_2 = \text{actTree}'_1$, it must be $i_r = j_{r+1} + 1$ for all $r < f$ and $i_r = j_r$ for all $r > f$. If $f < k$, then we have both $i_k = j_k$ and $j_k = i_k + 1$, which is impossible; thus it must be $f = k$. Combining we get $i_{r+1} = i_r - 2$ and $j_{r+1} = j_r - 2$ which together with $l = 1$ lead to closed forms $i_r = 2(j - r) + 1$ and $j_r = 2(j - r) + 2$. This means $[i_r]_{r \in [k]}$ (resp. $[j_r]_{r \in [k]}$) is exactly the *reverse* of the honest order $[2i - 1]_{i \in [k]}$ (resp. $[2i]_{i \in [k]}$).

Case 2: $l \geq 2$. Similar to case 1, the (non-null) descriptions $[a_{j_r}.\text{desc}_{\text{next}}]_{r \neq l}$ are inserted in trigTree_2 in that order, and the (non-null) descriptions $[a_{i_r}.\text{desc}]_{r \neq f}$ are inserted in actTree_1 in that order. If $f \geq 2$, and since $l \geq 2$, we have both $i_1 = j_1$ and $j_1 = i_1 + 1$, which is impossible; thus it must be $f = 1$, i.e., $a_{i_1} := a_1$. Similarly, if $l < k$, we reach the impossibility of $i_k = j_k$ and $j_k = i_k + 1$; thus it must be $l = k$. Combining yields closed forms $i_r = 2r - 1$ and $j_r = 2r$, i.e., both $[i_r]_{r \in [k]}$ and $[j_r]_{r \in [k]}$ precisely match the honest order. \square

Proof of Lemma 3. The “only if” direction corresponds to the honest execution; its proof is simple and thus omitted. We prove the contrapositive of the “if” direction, i.e., we begin by assuming batch₁ and batch₂ *do not* preserve the relative order of actions, and we wish to show that at least one of (I,II,III) is not preserved. Similar to the proof of Lemma 2, assume $n = 2k$ is even and a_1 is executed on rol_1 . This means that the last action a_{2k} is executed on rol_2 . If the actions’ order is *not* fully reversed in the two batches, then Lemma 2 implies that (I) is not preserved, so we are done. For the rest of the proof, we assume the actions’ order is fully reversed in the two batches. Given that (III) holds under $(h_{\text{ST}_1}, h_{\text{ST}_2})$, we have two cases:

Case 1: $\text{sessionActive}_1 = \text{False}$. The first CRT action from batch_1 to be executed is a_{2k-1} , which is action-wrapped. Notice that it must use $\text{sessionID}_1 = \text{sessionNonce}_1 + 1$; if it uses $\text{sessionID}_1 = \text{sessionNonce}_1$, then CHECKSESSIONID will fail since $\text{sessionActive}_1 = \text{False}$. Next, CHECKSESSIONID will set $\text{sessionNonce}_1' = \text{sessionNonce}_1 + 1$ and $\text{sessionActive}_1' = \text{True}$. Since sessionID_1 is part of the tuple inserted in actTree_1 , all other action-wrapped actions must be using sessionID_1 as their session id, too; if not, then the trees will not match and (I) is not preserved. After executing all actions except a_1 , we have that $\text{sessionNonce}_1' = \text{sessionNonce}_1 + 1$ and $\text{sessionNonce}_2' = \text{sessionNonce}_2 + 1$. We now consider the execution of a_1 on rol_1 , which is the last CRT action in batch_1 . **Subcase 1(a):** The user action a_1 is *proper* and calls STARTSESSION to trigger a_2 . Then $\text{entryNonce}_1' = \text{entryNonce}_1 + 1$ and *further* the session nonce now is $\text{sessionNonce}_1' = \text{sessionNonce}_1 + 2$. This new session nonce is inserted in trigTree_1 , which causes a mismatch with actTree_2 , where a_2 was inserted along with $\text{sessionNonce}_2' = \text{sessionNonce}_1 + 1$. Thus (I) is not preserved. **Subcase 1(b):** The user action a_1 is *improper* and directly calls TRIGGER to trigger a_2 . Then $\text{entryNonce}_1' = \text{entryNonce}_1$ is unchanged and still $\text{sessionNonce}' = \text{sessionNonce} + 1$. Thus we have $\text{entryNonce}_1' + \text{entryNonce}_2' \neq \text{sessionNonce}_1'$ and (II) is not preserved.

Case 2: $\text{sessionActive}_1 = \text{True}$. Then $\text{sessionActive}_2 = \text{False}$ and now a_{2k} must use $\text{sessionID}_2 = \text{sessionNonce}_2 + 1$. The argument from here on is similar to case 1.

In either case, either property (I) or (II) is not preserved. \square

E DAG-CRT Deferred Proofs

Notation. We use the following terminology and notation:

- For an action a and sub-action sa , if $sa.\text{desc} \in a.\text{desc}$, we say that a is the *parent* action of sa .
- We use $sa.\text{rol}$ to denote the rollup on which a sub-action sa is to be executed, which is the same as the rollup field of the parent action.
- We use $sa \in a$ to mean $sa.\text{desc} \in a.\text{desc}$, as well as $a[j] = sa$ to mean $a.\text{desc}_j = sa.\text{desc}$.
- We write $a.\text{desc} \subseteq \text{actTree}$ to mean that $a.\text{desc} = [sa_j.\text{desc}]_{j \in [|a.\text{desc}|]}$ appears as a contiguous subsequence in the array maintained by actTree . We use similar notation for $\text{desc}_{\text{next}}$ and trigTree .

We also use the notation “ $a.\text{desc} \subseteq^* \text{actTree}$ ” to mean that $a.\text{desc} \subseteq \text{actTree}$ and all $a.\text{desc}[j]$ – and only them – are inserted with the same aNonce . The same goes for “ $a.\text{desc}_{\text{next}} \subseteq^* \text{trigTree}$ ”.

Claim 2 conveys the same core idea as Claim 1, but the argument becomes more intricate due to the complexity of DAG-CRTs.

Claim 2. *Let trigTree and actTree be the trigger and action trees of GSC after the transaction batch batch is accepted by the VSM of a rollup, and let a be a non-local action. Then $a \in \text{batch}$ if and only if $a.\text{desc} \subseteq^* \text{actTree}$ and $a.\text{desc}_{\text{next}} \subseteq^* \text{trigTree}$.⁹*

Proof of Claim 2. The “only if” direction is simple and omitted. We show the contrapositive of the “if” direction, i.e., we begin by assuming $a \notin \text{batch}$; also assume $a.\text{desc} \subseteq \text{actTree}$ (if not, we are done). Since $a \notin \text{batch}$ as is, there are two cases under which the subactions of a still appear as a contiguous subsequence under actTree . (1) The subactions of a are partitioned and each partition is part of a distinct parent action in the batch; in this case, by construction of Algorithm 3, there exist two subactions belonging to different parent actions, which are inserted in actTree with different aNonce values. Thus $a.\text{desc} \not\subseteq^* \text{actTree}$. (2) All subactions of a are part of the same parent action in the batch (and thus share the same aNonce), but that parent action additionally includes at least one other subaction (preceding or following the subactions of a); in this case, the subactions of a are not the *only* ones to use this aNonce value, and we again have $a.\text{desc} \not\subseteq^* \text{actTree}$. \square

Lemma 4. *Let $\text{crt}_{\text{DAG}} = [a_i]_{i \in [n]}$ and $\{\text{rol}_b, h_{\text{ST}_b}, h_{\text{ST}'_b}, \text{batch}_b\}_{b \in \{1,2\}}$ be as in Definition 1, when using the DAG-CRT GSC contract for off-chain execution. For $b \in \{1,2\}$, let $\{\text{trigTree}_b, \text{actTree}_b\}$ be the GSC_b trees under h_{ST_b} . Also assume (I) $\text{trigTree}_1 = \text{actTree}_2$ and $\text{trigTree}_2 = \text{actTree}_1$.*

Then (I) is preserved under $(h_{\text{ST}'_1}, h_{\text{ST}'_2})$ if and only if there exists $d \in \{\text{True}, \text{False}\}$ such that $\text{actionExec}(h_{\text{ST}_b}, h_{\text{ST}'_b}, \text{batch}_b, a_i) = d$ for $b \in \{1,2\}$ where $a_i.\text{rol} = \text{rol}_b$.

Proof of Lemma 4. The “if” direction corresponds to the honest execution; its proof is simple and thus omitted. We prove the contrapositive of the “only if” direction. Assume there exists $1 \leq i \leq n - 1$ and such that (without loss of generality) $a'_i.\text{rol} = \text{rol}_1$ and $a'_{i+1}.\text{rol} = \text{rol}_2$, and $\text{actionExec}(h_{\text{ST}_1}, h_{\text{ST}'_1}, \text{batch}_1, a'_i) = \text{True}$ while $\text{actionExec}(h_{\text{ST}_2}, h_{\text{ST}'_2}, \text{batch}_2, a'_{i+1}) = \text{False}$. Since crt_{DAG} is a DAG CRT, we know $k_i^2 = |a'_i.\text{desc}_{\text{next}}| = |a'_{i+1}.\text{desc}| = k_{i+1}^1 > 0$. Using Claim 2, the former implies $a'_i.\text{desc}_{\text{next}} \subseteq^* \text{trigTree}'_1$; the latter implies $a'_{i+1}.\text{desc} \not\subseteq^* \text{actTree}'_2$, which we break down to one of these three disjoint cases:

- Case 1: $a'_{i+1}.\text{desc} \not\subseteq \text{actTree}'_2$. This gives us directly that $\text{trigTree}'_1 \neq \text{actTree}'_2$.

⁹This statement also captures the edge cases where either a is not triggering or is not action-wrapped; e.g. if $|a.\text{desc}| = 0$, then trivially $a.\text{desc} = [] \subseteq \text{actTree}$.

- Case 2: $a'_{i+1}.desc \subseteq actTree'_2$ and $\exists j$ such that $a_{i+1}.desc[j] \in actTree'_2$ with $aNonce_1$ and $a_{i+1}.desc[j+1] \in actTree'_2$ with $aNonce_2 \neq aNonce_1$. Since all $a'_i.desc_{next}[j] \in trigTree'_1$ are inserted in $trigTree'_1$ with the same $tNonce$, then without loss of generality $aNonce_2 \neq tNonce$ and thus $trigTree'_1 \neq actTree'_2$.
- Case 3: $a'_{i+1}.desc \subseteq actTree'_2$, all $a.desc[j] \in actTree'_2$ with the same $aNonce$, and there exists another subaction $sa^*.desc \notin a'_{i+1}.desc$ such that $sa^*.desc \in actTree'_2$ also with $aNonce$. Since $a'_i.desc_{next} \subseteq^* trigTree'_1$, there cannot be any $desc_{next}$ that matches $sa^*.desc$ with the same $tNonce = aNonce$ as the subactions in $a'_i.desc_{next}$. Thus $trigTree'_1 \neq actTree'_2$.

□

We also repurpose Lemma 2 and Lemma 3 and their proofs to handle DAG CRTs, but omit stating them. The only difference is that the `desc` and `descnext` fields are arrays (instead of elements) and as such they can be empty (instead of null) and form contiguous subsequences of the trigger/action trees (instead of being a member thereof).

Finally, the proof of Theorem 2 is similar to the proof of Theorem 1; the only difference is that we rely on DAG-CRT-repurposed versions of Lemma 2 and Lemma 3.

F Application: Cross-Rollup Flash Loan

```

contract XToken is IERC20 {

    uint256 public totalSupply;
    mapping(address => uint256) public balanceOf;
    GeneralSystemContract public gsc;
    address public oTokenAddr;

    function setup(address _oTokenAddr) public {
        oTokenAddr = _oTokenAddr;
    }

    modifier onlyGSC() {
        require(msg.sender == address(gsc), "Token
            : only GSC");
        _;
    }

    function transfer(address recipient, uint256
        amount)
        external returns (bool)
    {
        balanceOf[msg.sender] -= amount;
        balanceOf[recipient] += amount;
        return true;
    }

    function mint(address to, uint256 amount)
        onlyGSC external {
        require(gsc.xSender() == oTokenAddr, "
            Token: only oToken can trigger mint");
        // new addition
        _mint(to, amount);
    }

    function burn(address to, uint256 amount)
        external {
        address from = msg.sender;
        _burn(from, amount);
        bytes memory cdMint = abi.
            encodeWithSignature(
                "mint(address,uint256)",
                to, amount
            );
        gsc.trigger(oTokenAddr, cdMint, 10_000);
    }

    function _mint(address to, uint256 amount)
        internal {
        balanceOf[to] += amount;
        totalSupply += amount;
    }

    function _burn(address from, uint256 amount)
        internal {
        balanceOf[from] -= amount;
        totalSupply -= amount;
    }
}

```

```

contract XFlashLoan {

    GeneralSystemContract public gsc;
    bool public isBusy;
    Token public token;
    address public otherFLAddr;

    modifier onlyGSC() {
        require(msg.sender == address(gsc), "
            FlashLoan: only GSC");
        _;
    }

    function setup(address _otherFLAddr) public {
        otherFLAddr = _otherFLAddr;
    }

    // on rollup 1
    function init(uint256 amount, address target,
        bytes memory cdTarget) public {
        address borrower = msg.sender;
        require(!isBusy);
        isBusy = true;
        uint256 balBefore = token.balanceOf(
            address(this));
        token.transfer(borrower, amount);

        (bool status, ) = target.call(cdTarget);
        require(status == true);

        bytes memory cdReact = abi.
            encodeWithSignature(
                "react(address,address,uint256)",
                address(this), borrower, balBefore
            );
        gsc.trigger(otherFLAddr, cdReact, 10_000);
    }

    // on rollup 2
    function react(address oFLAddr, address
        borrower, uint256 balBefore) onlyGSC
        public {
        require(gsc.xSender() == otherFLAddr);
        require(!isBusy);
        bytes memory cdComplete = abi.
            encodeWithSignature(
                "complete(address,uint256)",
                borrower, balBefore
            );
        gsc.trigger(oFLAddr, cdComplete, 10_000);
    }

    // on rollup 1
    function complete(address borrower, uint256
        balBefore) onlyGSC public {
        require(gsc.xSender() == otherFLAddr);
        require(isBusy);
        uint256 balAfter = token.balanceOf(address
            (this));
        require(balAfter >= balBefore);
        isBusy = false;
    }
}

```

```

contract XUserFL {

    GeneralSystemContract public gsc;
    Token public token;
    FlashLoan public fl;
    address public othUserFLAddr;

    constructor(address gscAddr){
        gsc = GeneralSystemContract(gscAddr);
    }

    function setup(address tokenAddr, address
        flAddr, address _othUserFLAddr) public {
        token = Token(tokenAddr);
        fl = FlashLoan(flAddr);
        othUserFLAddr = _othUserFLAddr;
    }

    function simpleXFL(uint256 amount, address
        arbAddr, bytes memory cdArb) public {
        bytes memory cdStep1 = abi.
            encodeWithSignature(
                "step1(uint256,address,bytes)",
                amount, arbAddr, cdArb
            );
        fl.init(amount, address(this), cdStep1);
    }

    // on rollup 1
    function step1(uint256 amount, address arbAddr
        , bytes memory cdArb) public {
        token.burn(othUserFLAddr, amount);
        bytes memory cdStep2 = abi.
            encodeWithSignature(
                "step2(uint256,address,bytes)",
                amount, arbAddr, cdArb
            );
        gsc.trigger(othUserFLAddr, cdStep2);
    }

    // on rollup 2
    function step2(uint256 amount, address arbAddr
        , bytes memory cdArb) public {
        require(gsc.xSender() == othUserFLAddr);
        (bool status, bytes memory data) = arbAddr
            .call(cdArb);
        require(status == true);
        token.burn(othUserFLAddr, amount);
        bytes memory cdStep3 = abi.
            encodeWithSignature(
                "step3(uint256)",
                amount
            );
        gsc.trigger(othUserFLAddr, cdStep3);
    }

    // on rollup 1
    function step3(uint256 amount) public {
        require(gsc.xSender() == othUserFLAddr);
        token.transfer(address(fl), amount);
    }
}

```