

# Aging in coevolving voter models

Byungjoon Min<sup>1,2,\*</sup> and Maxi San Miguel<sup>3,†</sup>

<sup>1</sup>*Department of Physics, Chungbuk National University, Cheongju, Chungbuk 28644, Korea*

<sup>2</sup>*Department of Medicine, University of Florida, Gainesville, FL 32610, USA*

<sup>3</sup>*IFISC, Instituto de Física Interdisciplinar y Sistemas Complejos (CSIC-UIB),  
Campus Universitat Illes Balears, E-07122, Palma, Spain*

(Dated: February 7, 2025)

Aging, understood as the tendency to remain in a given state the longer the persistence time in that state, plays a crucial role in the dynamics of complex systems. In this paper, we explore the influence of aging on coevolution models, that is, models in which the dynamics of the states of the nodes in a complex network is coupled to the dynamics of the structure of the network. In particular we consider the coevolving voter model, and we introduce two versions of this model that include aging effects: the Link Aging Model (LAM) and the Node Aging Model (NAM). In the LAM, aging is associated with the persistence time of a link in the evolving network, while in the NAM, aging is associated with the persistence time of a node in a given state. We show that aging significantly affects the absorbing phase transition of the coevolution voter model, shifting the transition point in opposite directions for the LAM and NAM. We also show that the generic absorbing phase transition can disappear due to aging effects.

## I. INTRODUCTION

The interactions among elements of complex systems [1, 2] can be represented as networks, where the nodes of the network correspond to the individual components of the system and an edge represents an interaction between two nodes [2–4]. In this regard, the dynamics on networks allows us to understand how the structure of these interactions shapes the time evolution of the states of the nodes [4, 5]. In addition to the dynamics of the state of each node on networked systems, the structure of the underlying network itself can change in time [3, 6, 7]. Moreover, many complex networks evolve in response to the influence of their nodes, often resulting in a coevolution of the nodes' state and the network structure [8–13]. This interplay between the evolving network structure and the dynamic behavior of the nodes provides another layer of complexity in many studies of complex systems such as opinion formation [9, 11, 14–16], epidemic dynamics [10, 17, 18], spin dynamics [19, 20], complex contagion [21, 22], cultural dynamics [23, 24] and game-theoretical models [8, 25–27].

Among the various models used to explore coevolutionary behaviors, a coevolving voter model (CVM) has received much attention due to its simplicity and ability to capture a variety of phenomena [9, 11, 28]. The voter model (VM) [29] has been extensively studied on lattices and static networks with a focus on opinion formation and ordering dynamics [30–35]. When the network structure itself evolves in response to the states of the nodes, more rich and complex behaviors can appear, which are not observed in static networks [9, 11]. The classical CVM involves two dynamic processes: copying

and rewiring. Each node, in one of two states, can either copy the state of a randomly selected neighbor or rewire its connection if the neighbor is in a different state. The relative rate at which these two processes occur is determined by the network plasticity  $p$  [9, 11]. An interesting feature of the CVM is a generic absorbing phase transition between a dynamically active phase and a frozen phase which occurs for a critical value of the plasticity. In a finite system this is manifested as a fragmentation transition between a consensus phase in a single component network and a phase with a fragmented network [11]. There have been many variants of the CVM that incorporate multiple different opinions [36], noise [38], multilayer coevolution [37], non-linear interactions [39–42], and higher-order interactions [43].

Although the CVM effectively captures fundamental coevolutionary social dynamics, it overlooks a key time-dependent aspect in dynamics: “aging.” Here, aging is understood as the tendency to remain in a given state the longer the persistence time in that state [44–47]. Aging introduces memory effects in the dynamics, and is known to play a crucial role in the system evolution [44, 48–50]. In social networks, older connections or friendships are more likely to be stronger over time, as people tend to keep mature connections. Aging is also evident in opinion dynamics, where old belief or creed tend to become more firmly rooted over time. Therefore, the likelihood of an individual changing their opinion or rewiring their connections often decreases over time, reflecting a form of aging. Incorporating aging, the probability of a node changing state or network rewiring decreases as individuals or connections age. This leads to more realistic models of social systems with non-Markovian characteristics that deviate from purely memoryless processes [44, 51–53]. In this work, we consider the role of aging in a CVM considering both the persistence time of a link, that is, the time during which a particular link is present in the network, and the persistence time of the state of the node,

---

\* bmin@cbnu.ac.kr

† maxi@ifisc.uib-csic.es

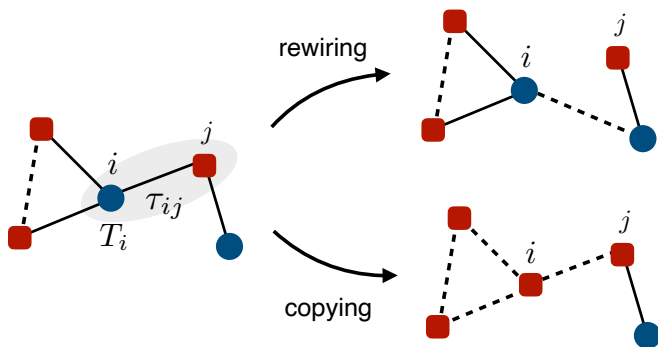


FIG. 1. A schematic of a general coevolving voter model with aging is shown. The model consists of two key processes: copying and rewiring, with probabilities determined by the node age,  $T_i$ , and the link age,  $\tau_{ij}$ .

that is, the time during which the state of a node has not changed.

The remainder of the paper is organized as follows. Section II introduces the coevolving voter model with aging effects, detailing the model setup, key assumptions, and the mathematical formulation of aging in the system. In Sec. III, we examine the analytical predictions of the CVM with aging focusing on the interevent time distributions. In Sec. IV, we show results of the CVM with aging, highlighting the impact of aging on the transition between active and frozen phases. Finally, we summarize our findings and discuss their implications in Sec. V.

## II. COEVOLVING VOTER MODEL WITH AGING

The CVM is a model used to study the adaptive coupled dynamics of individuals' state and underlying network structures [9, 11]. The model describes a network with  $N$  nodes, labeled  $i = 1, 2, \dots, N$ . We consider binary opinions of each node, denoted by  $s_i(t) \in \{-1, 1\}$  where  $t$  is time. The rules of the model are simple: a node can either adopt the state of one of its neighboring nodes with probability  $1 - p$  or cut a connection with a node in a different state and rewire its connection to another node with probability  $p$ , where  $p$  is the network plasticity. This intertwined dynamics between state changes and link rewiring generates a coevolutionary dynamics.

Depending on the value of the plasticity parameter  $p$ , the system exhibits two distinct phases in the steady state: active and frozen phases. The dynamically active phase features a non-zero density of active links in the thermodynamic limit, which represent links connecting different opinions. Conversely, the frozen phase shows a zero value of the density of active links, leading to an absorbing phase. At a critical value  $p_c$ , a generic absorbing phase transition occurs from the active to the frozen phase [11]. Note that in a finite system, the active phase, due to fluctuation effects in finite sizes, manifests

itself as a consensus phase in a single component network, while the frozen phase appears as a fragmented network with two disconnected components each of them having reached consensus in an opposite state.

Here we introduce a coevolving voter model with aging defining an age for each node and link in the network. The age  $\tau_{ij}$  of each link represents the duration for which the link between nodes  $i$  and  $j$  has been maintained. In addition, the age  $T_i$  of each node represents the duration for which the current state of node  $i$  has been maintained. The effect of aging is introduced as a time-dependent activation probability that decreases with the age of the node or the age of the link. Aging can modify the two coupled dynamical processes of the CVM: the dynamics of the nodes (i.e., state changes) and the dynamics of the links (i.e., network rewiring). Therefore, we consider two different models depending on whether the CVM dynamics is modified by link aging or node aging. In the following subsections, we specify the CVM with i) link aging and ii) node aging, providing the probabilities of rewiring and copying (see Fig.1).

### A. Link Aging Model (LAM)

When social connections between two individuals last for a long time, the relationships tend to maintain despite the disparity of opinions. Based on this tendency, we assume that the rewiring probability of the CVM with the link aging decreases as the age of a link increases. To be specific, a link aging model (LAM) is defined by the following rules:

1. Initially, the states of nodes are distributed uniformly at random. The age of each node and each link is set to be unity at  $t = 0$ .
2. At each step, node  $i$  and one of its neighbor  $j$  are selected at random.
3. Perform one of the three following actions.
  - (a) With probability  $1 - p$ , node  $i$  copies the state  $s_j$  of node  $j$ .
  - (b) With probability  $p/\tau_{ij}^{\alpha_l}$ , if nodes  $i$  and  $j$  have different opinions, node  $i$  cuts the link to  $j$  and establishes a new link with a random node in the network that shares the same opinion  $s_i$  of node  $i$ . Note that the age of the newly constructed link is set to one. The parameter  $\alpha_l > 0$  controls the influence of aging in the link.
  - (c) With the complementary probability  $p(1 - \tau_{ij}^{\alpha_l})$ , nothing happens.
4. After performing this process  $N$  times, one unit of time passes, and the age of each link increases by one.
5. Repeat step (2-4).

	copying	rewiring	nothing happening
LAM	$1 - p$	$p/\tau_{ij}^{\alpha_l}$	$p(1 - \tau_{ij}^{\alpha_l})$
NAM	$(1 - p)/T_i^{\alpha_n}$	$p$	$(1 - p)(1 - 1/T_i^{\alpha_n})$

TABLE I. Model descriptions with the values of parameters

### B. Node Aging Model (NAM)

When an individual maintains an opinion for a long time, the agent tends to stick to its opinion. Based on this tendency, we assume that the copying probability decreases as the age of node with a current state increases. To be specific, a node aging model (NAM) is defined by the following rules:

1. Initially, the state of nodes are distributed uniformly at random. The age of each node and each link is set to be unity at  $t = 0$ .
2. At each step, node  $i$  and one of its neighbor  $j$  are selected at random.
3. Perform one of the three following actions.
  - (a) With probability  $(1 - p)/T_i^{\alpha_n}$ , node  $i$  copies the state  $s_j$  of node  $j$ . Note that the age of the node with the changed state is set to one. The parameter  $\alpha_n > 0$  controls the influence of aging in the node.
  - (b) With probability  $p$ , if nodes  $i$  and  $j$  have different opinions, node  $i$  cuts the link to  $j$  and establishes a new link with a random node in the network that shares the same opinion  $s_i$  of node  $i$ .
  - (c) With the complementary probability  $(1 - p)(1 - 1/T_i^{\alpha_n})$ , nothing happens.
4. After performing this process  $N$  times, one unit of time passes, and the age of each node increases by one.
5. Repeat step (2-4).

The summary of the LAM and NAM for the copying and rewiring processes is shown in Table 1. In the LAM, the probability of copying a link is given by  $1 - p$ , while the probability of rewiring is proportional to  $p/\tau_{ij}^{\alpha_l}$ , where  $\tau_{ij}$  is the age of the link between nodes  $i$  and  $j$ , and  $\alpha_l$  controls the influence of aging on the link. On the other hand, the NAM focuses on node aging, where the probability of copying is  $(1 - p)/T_i^{\alpha_n}$ , where  $T_i$  is the age of node  $i$ , and  $\alpha_n$  determines the effect of aging. Both models highlight how aging at the link or node level influences network dynamics through the processes of copying and rewiring. The role of  $\alpha_l$  and  $\alpha_n$  is transparent. When  $\alpha_n = \alpha_l = 0$ , there is no effect of aging. In general the larger the value of  $\alpha_n$  or  $\alpha_l$ , the greater the effect of aging in the dynamics.

### III. INTEREVENT TIME DISTRIBUTIONS OF THE CVM WITH AGING

In our models, the rate of events in which a node changes state or a link is rewired, can decrease due to aging, leading to non-Poissonian processes, that are characteristic of empirical human activity patterns [48, 53]. The effects of aging on these models can be understood through a theoretical framework based on the interevent time (IET) distributions [44]. Let us start with a simple non-Poissonian process involving an age-dependent rate of occurring events. We will discuss its applications to the LAM and NAM models in the subsequent subsections.

We first define the probability  $q(t)$  that an event, which is influenced by aging, occurs at time  $t$ . To be specific, in the LAM,  $q(t)$  corresponds to the probability that a selected link will be rewired, while in the NAM,  $q(t)$  represents the probability that a selected node will copy a neighbor's state. As aging progresses,  $q(t)$  decreases over time, leading to a suppression of these processes. The form of  $q(t)$  determines the distribution  $M(t)$  of interevent times (IET), which represents the probability that an event occurs  $t$  time steps after the occurrence of the last event. For a constant probability of activation implying a constant value of  $q(t)$  for all values of  $t$ , the IET distributions are expected to be exponential distributions because they follow a Poissonian process [54]. This is the case in our model when  $\alpha_n = 0$  and  $\alpha_l = 0$ . However, when we introduce aging ( $\alpha \neq 0$ ), the IET distribution  $M(t)$  deviates from exponential distributions.

Next, we find a relation between the probability  $q(t)$  and the IET distribution  $M(t)$ . The probability that an event does not occur for  $t-1$  time steps is  $1 - \sum_{j=1}^{t-1} M(j)$ , and the probability that an event occurs at exactly  $t$  time steps is  $q(t)$ . This leads to the relationship

$$\left(1 - \sum_{j=1}^{t-1} M(j)\right) q(t) = M(t), \quad (1)$$

with the initial condition  $q(1) = M(1)$ . By taking the continuous limit and expressing this equation in terms of the cumulative IET distribution,  $C(t) = 1 - \int_1^t M(t') dt'$ , we can derive the differential equation

$$\frac{1}{C(t)} \frac{dC(t)}{dt} = -q(t). \quad (2)$$

This equation shows that the choice of the activation probability  $q(t)$  directly determines the form of the cumulative IET distribution, and hence the IET distributions.

Consider a case where the activation probability is given by  $q(t) = b/t^\alpha$  with  $b > 0$ , i.e,  $b = 1$  in the LAM ( $\alpha = \alpha_l$ ) and NAM model ( $\alpha = \alpha_n$ ). Then, the solution for Eq. 2 can be obtained for the given  $q(t)$  and initial condition  $C(1) = 1$  as

$$C(t) = \begin{cases} \exp\left[\frac{b(t^{1-\alpha}-1)}{\alpha-1}\right], & \text{if } \alpha \neq 1, \\ t^{-b}, & \text{if } \alpha = 1. \end{cases} \quad (3)$$

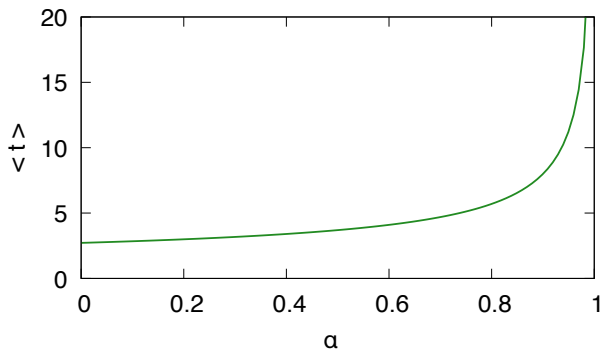


FIG. 2. Average interevent time  $\langle t \rangle$  as a function of  $\alpha$  is depicted, based on Eq. (5).

The IET distribution can be straightforwardly obtained from the cumulative distribution by the relation  $M(t) = -dC(t)/dt$ :

$$M(t) = \begin{cases} b t^{-\alpha} \exp\left(\frac{b(t^{1-\alpha}-1)}{\alpha-1}\right), & \text{if } \alpha \neq 1, \\ b t^{-1-b}, & \text{if } \alpha = 1. \end{cases} \quad (4)$$

For  $\alpha = 0$ , the IET distribution decays as an exponentially function  $b e^{-b(t-1)}$ , and for  $\alpha = 1$ , it simplifies to a power-law decay with exponent  $(-1 - b)$ .

From the IET distribution, we can obtain an approximation for the average interevent time in the continuum limit as  $\langle t \rangle \approx \int_{t=0}^{\infty} t M(t) dt$ . In our model, we set  $b = 1$  and the average interevent time is

$$\langle t \rangle = \begin{cases} [(1 - \alpha)e]^{\frac{1}{1-\alpha}} \Gamma\left(\frac{\alpha-2}{\alpha-1}\right), & \text{if } \alpha < 1, \\ \infty, & \text{if } \alpha \geq 1, \end{cases} \quad (5)$$

where  $\Gamma(x)$  is the gamma function. Depending on the value of  $\alpha$  which controls the aging function, we expect two different outcomes as shown in Fig. 2. When  $\alpha < 1$ , the average interevent time  $\langle t \rangle$  converges to a finite value, indicating that the system evolves with a characteristic timescale. In this case, events occur with a longer interevent time than the dynamics without aging  $\alpha = 0$ , leading to slow down. On the other hand, when  $\alpha \geq 1$ , infinitely long interevent times are expected. For instance, for the ordinary voter model with aging it is known [45] that the system for  $\alpha < 1$  approaches the consensus state with exponential ordering dynamics. For  $\alpha > 1$  it does not order, but for the marginal case  $\alpha = 1$  [44] the system approaches the consensus state with the density of active links decaying as a power-law in time. Therefore in the following we restrict most of our analysis to the cases  $\alpha \leq 1$ .

### A. Interevent time distributions of the LAM

To investigate the effect of aging in the CVM, we must account for the coevolutionary nature of the system, where the probabilities of copying and rewiring are

intertwined. For general cases of rewiring probability  $0 < p < 1$ , the coevolutionary dynamics makes exact analytical approaches intractable. However, in the special cases where  $p = 0$  (only copying occurs) or  $p = 1$  (only rewiring occurs), the two processes are decoupled, allowing for an analytical approach. Additionally, while it is generally intractable to derive the inter-event time distributions for  $0 < p < 1$ , we can still estimate the effect of the aging based on the results for the two limiting cases.

Let us consider the LAM. In this model, the process of flipping the state of nodes occurs at a constant rate of  $1 - p$ , like in the standard CVM. Aging plays a role only for the link rewiring process, which happens with probability  $p/\tau_{ij}^{\alpha_l}$ . We begin by examining the two extreme cases where  $p = 0$  and  $p = 1$ . In the case of  $p = 0$ , the LAM simply reduces into the original VM [31, 34]. Conversely, when  $p = 1$ , only link rewiring occurs without opinion dynamics. Therefore, once all the initial active links are removed through rewiring, the system reaches a frozen state. Due to the aging effect, the interevent time for occurring link rewiring varies according to the aging exponent  $\alpha_l$ . The average interevent time is simply given by Eq. 5, which shows that as  $\alpha_l$  increases, the link rewiring process slows down. In particular, when  $\alpha_l \geq 1$ , the mean interevent time diverges and the system does not reach a frozen state within a finite time in the thermodynamic limit  $N \rightarrow \infty$ . When  $0 < p < 1$ , link rewiring is coupled with the node-copying process, so that the exact analytical calculation is intractable. However, in this case, link aging still slows down the link rewiring, so that copying processes become relatively more frequent.

### B. Interevent time distributions of the NAM

In the NAM, aging affects the probability that a node changes its state. This probability decreases with the persistence time of the node in the same state. Aging slows down the occurrence of copying processes as predicted by the longer average interevent times. The slowing down of the copying process yields different outcomes depending on the link plasticity  $p$ . When  $p = 1$ , only rewiring occurs, so that there is no effect of aging, and the results are the same as in the standard CVM: the system reaches a frozen phase due to link rewiring. When  $p = 0$ , only copying occurs and it becomes the VM with aging [44, 45]. The interevent time is determined by Eq. 5. This implies that, as age increases, changes in the state of the nodes become less frequent than in the original voter model. The average interevent time for copying is controlled by  $\alpha_n$ . The larger the value of  $\alpha_n$ , the slower the dynamics of the copying process.

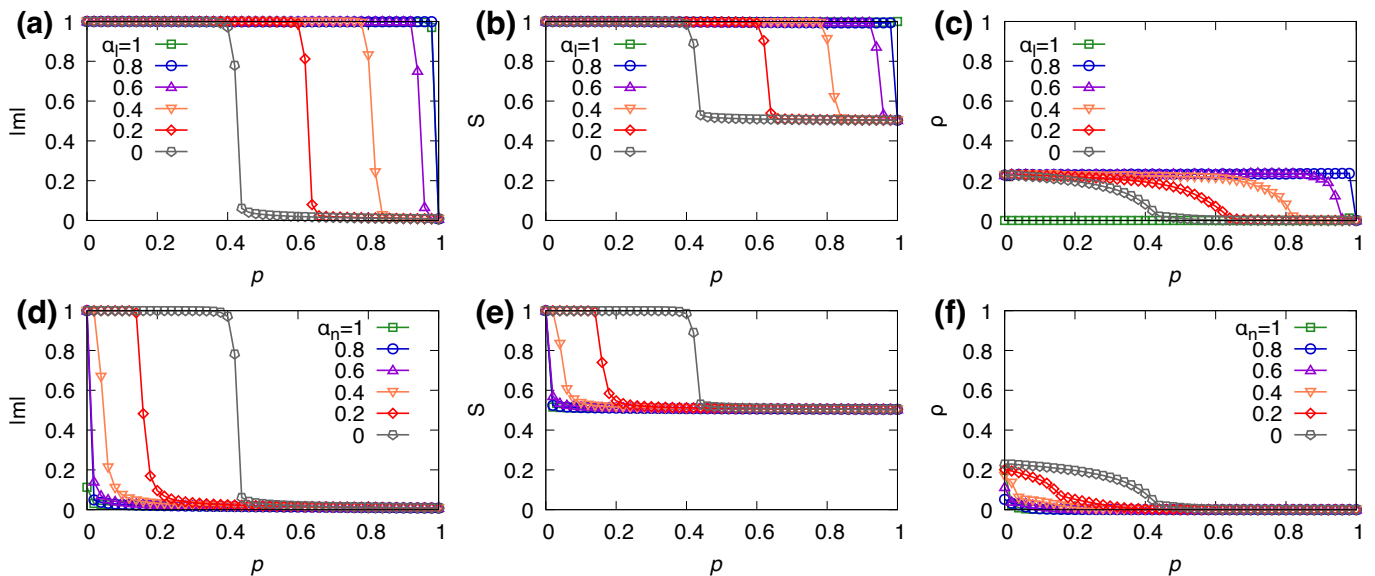


FIG. 3. LAM:(a) The absolute value of magnetization  $|m|$ , (b) the size of the largest component  $S$ , (c) the fraction of active links in survival runs  $\rho$  as a function of  $p$  for various  $\alpha_l$  for the link aging model, and NAM: (d)  $|m|$ , (e)  $S$ , (f)  $\rho$  for various  $\alpha_n$  for the node aging model are shown. We use random regular networks with the average degree  $z = 4$  and  $N = 10^4$ .

#### IV. ABSORBING PHASE TRANSITION

In this section, we present numerical results of the LAM and NAM models. In order to quantify the impact of aging, we measure the absolute value of magnetization  $|m|$  where the magnetization is defined as  $m = (1/N) \sum_i s_i$  at a steady state, the size of the largest connected network component  $S$ , and the density of active links  $\rho$  in survival runs, for various values of  $\alpha$ . Here active links stand for links that connect nodes in different states, and survival runs refer to realizations of the dynamics in which, at a given time, links remain in the network. When all active links disappear, the system reaches an absorbing state. The magnetization as a function of  $p$  shows how the average state of the nodes changes with copying and rewiring. The size of the largest connected component  $S$  shows, how the structural connectivity of the network changes with different values of  $p$ . Finally, the density  $\rho$  of active links is a local measure of how far the system is from the absorbing state.

An active phase of the system can be identified by a finite value of  $\rho$  in the thermodynamic limit. This feature is captured in finite systems by measuring  $\rho$  in survival runs. For any finite system, a consensus state is reached due to finite-size fluctuations, which can be confirmed with  $|m| = 1$  and  $S = 1$ . On the other hand, the frozen phase is characterized by  $\rho = 0$ , corresponding to an absorbing state. In finite systems, the frozen phase appears as a fragmented network where the network structurally breaks into two large components with opposite opinions, resulting in  $S \approx 0.5$  and  $|m| = 0$ . A phase transition occurs between these two phases at a critical value of plasticity,  $p_c$ . The mechanism driving this transition is the competition between copying and rewiring.

#### A. Shift of the location of absorbing transitions

We examine the LAM and NAM focusing on the effect of aging by varying  $\alpha_l$  and  $\alpha_n$ . In Fig. 3, the absolute value  $|m|$  of magnetization, the size  $S$  of the largest connected component, and the density  $\rho$  of active links in survival runs are shown as functions of the plasticity  $p$  for both the LAM in Fig. 3(a-c) and the NAM in Fig. 3(d-f). We use random regular networks with the average degree  $z = 4$  and  $N = 10^4$  as initial networks. The coevolutionary dynamics starts from randomly assigned states for each node with symmetric initial states. Active and frozen phases are observed in LAM and NAM as in the standard CVM [11]. As discussed in the previous section, the average interevent time for the change of the state of the nodes or for link rewiring changes due to the effects of aging, and this leads to a shift in the critical plasticity value  $p_c$ .

The impact of aging appears differently in the LAM and NAM models. In the LAM, the rewiring of links between nodes is slowed down due to link aging. This has the effect of increasing the critical point  $p_c$  with increasing  $\alpha_l$ . A larger value of  $p_c$  means that the network can maintain its active state at higher levels of the plasticity  $p$ . Thus, aging in the LAM reduces the tendency of the dynamics to reach an absorbing frozen state, and thereby implying larger times before reaching consensus in a finite network. On the other hand, in the NAM, aging impacts the copying dynamics. Aging here leads to an earlier onset of the frozen phase, with smaller values of the critical plasticity  $p_c$  as  $\alpha_n$  increases. In summary, aging in the CVM affects in opposite ways: while link aging delays the appearance of the frozen phase and maintains the active phase by slowing link rewiring, node aging in



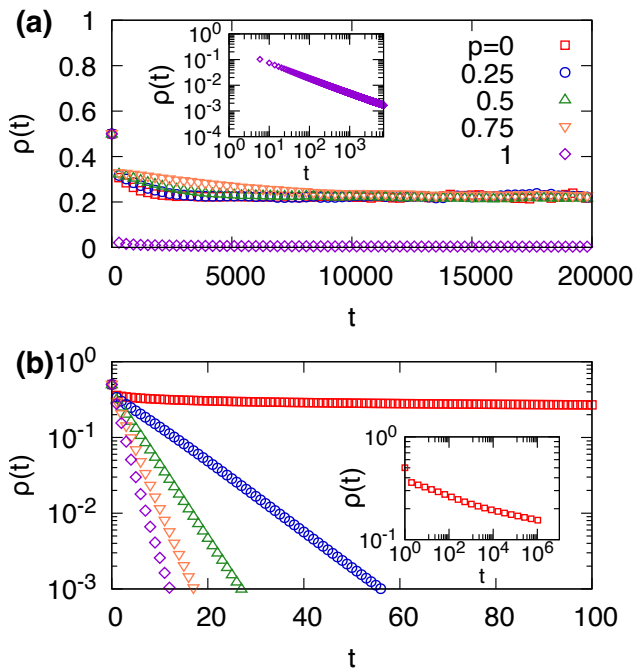


FIG. 4. The density of active links  $\rho(t)$  as a function of time for (a) LAM with  $\alpha_l = 1$  and (b) NAM with  $\alpha_n = 1$  with various values of  $p$ . The insets show  $\rho(t)$  in a log scale for (a) LAM with  $p = 1$  and (b) NAM with  $p = 0$ .

the NAM facilitates the existence of the frozen phase by slowing down the copying processes, thereby preventing global consensus in finite systems.

### B. Absence of absorbing phase transitions

As aging becomes stronger either by node or link aging, the generic absorbing phase transitions between two phases may no longer occur. The absence of absorbing phase transitions can be expected from the divergence of the average interevent time caused by aging when  $\alpha \geq 1$ . The divergence of the average interevent time implies that link rewiring in LAM and copying in NAM are completely blocked due to aging. Considering that the absorbing phase transition in the CVM occurs by the competition between link rewiring and copying processes, the aging with  $\alpha \geq 1$  prevents the occurrence of an absorbing phase transition.

In the case of the LAM, as  $\alpha_l$  increases, the rewiring of links between nodes slows down. When the aging parameter  $\alpha_l$  becomes one, this slowdown becomes so extreme that the system cannot reach the frozen phase for any value of  $p < 1$ . This means that the system maintains the active phase because the rewiring process is effectively suppressed by link aging. In this scenario, an absorbing phase transition disappears, and the system stays in an active state in a connected network across the entire parameter space with  $p < 1$ .

We confirm the absence of the absorbing phase transition by checking the density of active links over time,  $\rho(t)$ . Figure 4(a) represents  $\rho(t)$  for the LAM with  $\alpha_l = 1$  for different values of the rewiring probability  $p$ . The density  $\rho$  remains a constant value which is an evidence of the active phase for any value of  $p$ , except  $p = 1$ . When  $p = 1$ , only link rewiring occurs and  $\rho(t)$  decays with a power-law tail as shown in the inset of Fig. 4(a). Therefore, our findings confirm that the aging in the CVM eliminates the phase transitions when  $\alpha_l = 1$ .

In the NAM for  $\alpha_n = 1$ , similarly to the LAM there is no absorbing phase transition, yet in a different way. As the aging parameter  $\alpha_n$  approaches one, the copying process slows to such an extent that  $p_c$  drops to zero. In this case, the system can no longer maintain the active phase, and leads to the frozen phase for any value of  $p > 0$ . Therefore, the system does not reach a consensus in a finite system due to the extremely slow copying process.

In Fig. 4(b), corresponding to the NAM,  $\rho(t)$  is plotted for different values of  $p$ . In this case, it reflects the dynamics in a network with node aging. The decay of  $\rho(t)$  follows an exponential approach to the frozen state, except in  $p = 0$  case. When  $p = 0$ , the density decays with a power-law tail as shown in the inset of Fig. 4(b), implying that the ordering dynamics becomes extremely slow. This corresponds to the ordinary Voter Model with aging [44]. Therefore, our findings confirm that the aging in the CVM eliminates the phase transitions when  $\alpha_n = 1$ .

So far we have analyzed the results for  $\alpha \leq 1$ . For  $\alpha > 1$  the average interevent time diverges as in the case  $\alpha = 1$  due to the effect of aging, as shown in Eq. 5. Therefore we can expect the absence of absorbing phase transitions regardless of  $p$ , to persist for  $\alpha > 1$ . That is, for the LAM model, the system remains in a dynamically active phase whereas in the NAM model it reaches a frozen state, regardless of  $p$ .

### C. Phase diagram

The phase diagrams in Fig. 5 indicate the location of the phase transition between the dynamically active and frozen phases in the parameter space of the aging parameter  $\alpha$  and the plasticity  $p$ . Figure 5(a) and (b) show respectively the phase diagram for the LAM and NAM for random regular networks with  $z = 4, 8$  and  $N = 10^4$ . The transition points are estimated in numerical simulations by the values of  $p$  and  $\alpha$  for which there is a maximum value of the time  $\tau$  to reach the final state, either consensus or frozen state of a finite system. The inset of Fig. 5(a) shows an example of the peak of  $\tau$  at a transition point  $p_c$  for  $\alpha_l = 0.4$  for the LAM model.

These phase diagrams highlight that the transition point between active and frozen phases continuously varies as a function of the aging parameters  $\alpha$ , showing that aging plays a critical role in the CVM. In Fig. 5(a), corresponding to the LAM, the phase transition is de-

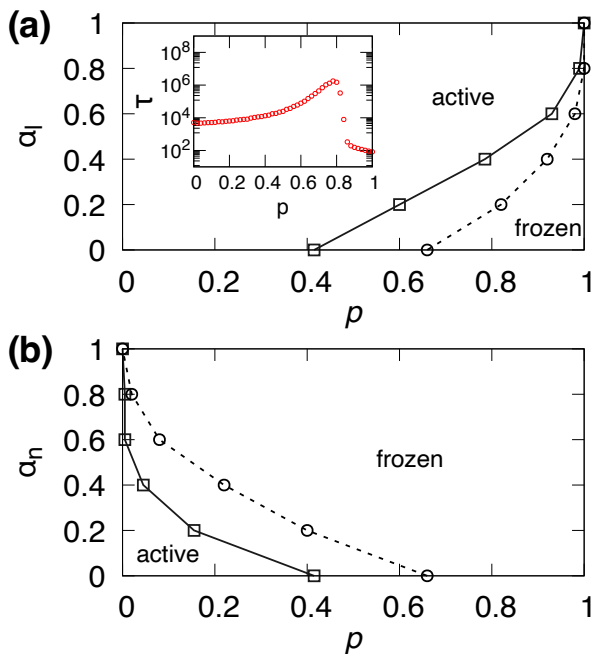


FIG. 5. Phase diagram for (a) LAM and (b) NAM with active and frozen phases as functions of network plasticity  $p$  and aging parameter  $\alpha$  for random regular networks with  $z = 4$  (solid) and 8 (dotted) and  $N = 10^4$ . The inset in Fig. (a) shows the divergence of time to absorbing state for the LAM with  $\alpha_l = 0.4$ ,  $z = 4$ .

pictured for various values of the link aging parameter  $\alpha_l$ . As the link aging parameter  $\alpha_l$  increases, the critical point  $p_c$  shifts to higher values, indicating a delayed frozen state. In Fig. 5(b), for the NAM, the phase transition is similarly shown in terms of the node aging parameter  $\alpha_n$ . In the NAM model, increasing  $\alpha_n$  leads to smaller values of  $p_c$ , reflecting that node aging slows down the copying process. Note that the phase transition disappears when  $\alpha_l$  or  $\alpha_n$  equals to one. When  $\alpha \geq 1$ , the LAM and NAM models show solely the active or frozen phase regardless of  $p$  as predicted by the divergence of the interevent time observed in Eq. 5.

## V. CONCLUSIONS

In this paper we have considered the effects of aging on the coevolving voter model (CVM), a model in which there is a coupled dynamics of the change of the states of the nodes and the time evolution of the network struc-

ture by link rewiring. We have analyzed two different forms of aging: In node aging, there is a smaller probability to change the state of the node, the longer is the persistence time of the node in that state. In link aging, the probability to rewire a link is smaller the longer that particular link has been present in the network. We make predictions on the effect of aging in the CVM by a general analysis of the interevent time distributions. We have addressed the question of how the absorbing phase transition that occurs in the CVM for a critical value of the network plasticity  $p$  is modified by aging. We find that the active and frozen phases of the standard CVM survive in the presence of aging. However, link aging increases the critical plasticity value  $p_c$  for the transition to the frozen state, while node aging diminishes  $p_c$ , bringing the network to the frozen phase at a lower plasticity value. For strong enough aging processes, only the active phase exists when there is link aging, while only the frozen phase survives for node aging.

Our results open the way to the study of aging effects, in particular link aging associated with the persistence of a relation in a social network, in a variety of different models of coevolution studied in the literature [10, 13, 20, 22]. Understanding how aging influences the interplay between network topology and opinion dynamics could provide insights into real-world complex systems as well. However, an open question remains for future work about the competition and possible synergistic effects of different forms of aging, such as aging of nodes and links.

## VI. ACKNOWLEDGMENTS

This work was supported by National Research Foundation of Korea (NRF) grants funded by the Korea government (MSIT) (No. 2020R1I1A3068803) and Global Learning & Academic research institution for Master's and PhD students, and Postdocs(LAMP) Program of the National Research Foundation of Korea (NRF) grant funded by the Ministry of Education(No. RS-2024-00445180) (BM), and by the Agencia Estatal de Investigación (AEI, MICIU, Spain) MICIU/AEI/10.13039/501100011033 and Fondo Europeo de Desarrollo Regional (FEDER, UE) under Project APASOS (PID2021-122256NB-C21) and the María de Maeztu Program for units of Excellence in R&D, grant CEX2021-001164-M (MSM).

[1] G. Bianconi, *et al.* Complex systems in the spotlight: next steps after the 2021 Nobel prize in physics, *Journal of Physics: Complexity*, **4**, 010201 (2023).  
 [2] H. J. Jensen, *Complexity science: the study of emergence*, Cambridge University Press (2022).

[3] R. Albert and A.-L. Barabási, Statistical mechanics of complex networks, *Rev. Mod. Phys.* **74**, 47 (2002).  
 [4] M. E. J. Newman, *Networks: an introduction*, Oxford University (2018).

- [5] S. Boccaletti, V. Latora, Y. Moreno, M. Chavez, and D.-U. Hwang, Complex networks: Structure and dynamics, *Phys. Rep.* **424**, 175-308 (2006).
- [6] P. Holme and J. Saramäki, Temporal networks, *Phys. Rep.* **519**, 97-125 (2012).
- [7] N. Masuda and R. Lambiotte, *A Guide to Temporal Networks* (World Scientific, Singapore, 2016).
- [8] M. G. Zimmermann, V. M. Eguíluz, and M. San Miguel, Coevolution of dynamical states and interactions in dynamic networks, *Phys. Rev. E* **69**, 065102 (2004).
- [9] P. Holme and M. E. J. Newman, Nonequilibrium phase transition in the coevolution of networks and opinions, *Phys. Rev. E* **74**, 056108 (2006).
- [10] T. Gross, C. J. D. D’Lima, and B. Blasius, Epidemic dynamics on an adaptive network, *Phys. Rev. Lett.* **96**, 208701 (2006).
- [11] F. Vazquez, V. M. Eguíluz, and M. San Miguel, Generic absorbing transition in coevolution dynamics, *Phys. Rev. Lett.* **100**, 108702 (2008).
- [12] C. Nardini, B. Kozma, and A. Barrat, Who’s taking first? consensus or lack thereof in coevolving opinion formation models, *Phys. Rev. Lett.* **100**, 158701 (2008).
- [13] M. Perc, J. Gómez-Gardeñes, A. Szolnoki, L. M. Floría, and Y. Moreno, Evolutionary dynamics of group interactions on structured populations: a review, *J. R. Soc. Interface* **10**, 20120997 (2013).
- [14] D. Kimura and Y. Hayakawa, Coevolutionary networks with homophily and heterophily, *Phys. Rev. E* **78**, 016103 (2008).
- [15] S. D. Yi, S. K. Baek, C.-P. Zhu, and B. J. Kim, Phase transition in a coevolving network of conformist and contrarian voters, *Phys. Rev. E* **87**, 012806 (2013).
- [16] M. Saeedian, M. San Miguel, R. Toral, Absorbing transition in a coevolution model with node and link states in an adaptive network: Network fragmentation transition at criticality, *New J. of Phys.* **22**, 113001 (2020).
- [17] V. Marceau, P.-A. Noël, L. Hébert-Dufresne, A. Allard, and L. J. Dubé, Adaptive networks: coevolution of disease and topology, *Phys. Rev. E* **82**, 036116 (2010).
- [18] J. Choi and B. Min, Coevolutionary dynamics of information spreading and heterophilic link rewiring, *New Phys.:* *Sae Mulli* **73**, 886 (2023)
- [19] S. Mandrá, S. Fortunato, and C. Castellano, Coevolution of Glauber-like Ising dynamics and topology, *Phys. Rev. E* **80**, 056105 (2009).
- [20] T. Raducha, M. Wilinski, T. Gubiec, and H. E. Stanley, Statistical mechanics of a coevolving spin system, *Phys. Rev. E* **98**, 030301 (2018).
- [21] R. Lambiotte and J. C. González-Avella, On co-evolution and the importance of initial conditions, *Physica A* **390**, 392-397 (2010).
- [22] B. Min and M. San Miguel, Threshold cascade dynamics on coevolving networks, *Entropy* **25**, 929 (2023).
- [23] F. Vazquez, J.C. Gonzalez-Avella, V. M. Eguíluz, and M. San Miguel, Time scale competition leading to fragmentation and recombination transitions in the co-evolution of network and states, *Phys. Rev. E* **76**, 046120 (2007).
- [24] D. Centola, J. C. González-Avella, V. M. Eguíluz, M. San Miguel, Homophily, Cultural Drift and the Co-Evolution of Cultural Groups, *Journal of Conflict Resolution* **51**, 905-929 (2007).
- [25] H. Ebel and S. Bornholdt, Coevolutionary games on networks, *Phys. Rev. E* **66**, 056118 (2002).
- [26] V. M. Eguíluz, M. G. Zimmermann, C. J. Cela-Conde, and M. San Miguel, Cooperation and the emergence of role differentiation in the dynamics of social networks, *Am. J. Sociol.* **110**, 977-1008 (2005).
- [27] M. A. González Casado, A. Sánchez, M San Miguel, Network coevolution drives segregation and enhances Pareto optimal equilibrium selection in coordination games, *Sci. Rep.* **13**, 2866 (2023).
- [28] R. Durrett, *et. al.*, Graph fission in an evolving voter model, *Proc. Nat. Sci. Acad.* **109(10)**, 3682 (2012).
- [29] T. M. Liggett, *Stochastic interacting systems: contact, voter and exclusion processes* (Springer-Verlag, Heidelberg, Germany, 1999).
- [30] C. Castellano, D. Vilone, and A. Vespignani, Incomplete ordering of the voter model on small-world networks, *Europhys. Lett. (EPL)* **63**, 153 (2003).
- [31] V. Sood and S. Redner, Voter model on heterogeneous graphs, *Phys. Rev. Lett.* **94**, 178701 (2005).
- [32] K. Suchecki, V. M. Eguíluz, and M. San Miguel, Conservation laws for the voter model in complex networks, *Europhys. Lett.* **69**, 228 (2004).
- [33] K. Suchecki, V. M. Eguíluz, and M. San Miguel, Voter model dynamics in complex networks: Role of dimensionality, disorder, and degree distribution, *Phys. Rev. E* **72(3)**, 036132 (2005).
- [34] F. Vazquez and V. M. Eguíluz, Analytical solution of the voter model on uncorrelated networks, *New. J. Phys.* **10**, 063011 (2008).
- [35] J. Kim, D.-S. Lee, B. Min, M. A. Porter, M. San Miguel, and K.-I. Goh, Competition between group interactions and nonlinearity in voter dynamics on hypergraphs, arXiv:2407.11261 (2024)
- [36] F. Shi, P. J. Mucha, and R. Durrett, A multi-opinion evolving voter model with infinitely many phase transitions, *Phys. Rev. E* **88**, 062818 (2013).
- [37] M. Diakonova, M. San Miguel, and V. M. Eguíluz, Absorbing and shattered fragmentation transitions in multilayer coevolution, *Phys. Rev. E* **89**, 06218 (2014).
- [38] M. Diakonova and M. San Miguel, Noise in coevolving networks, *Phys. Rev. E* **92**, 032803 (2015).
- [39] B. Min and M. San Miguel, Fragmentation transitions in a coevolving nonlinear voter model, *Sci. Rep.* **7**, 12864 (2017).
- [40] T. Raducha, B. Min, and M. San Miguel, Coevolving nonlinear voter model with triadic closure, *EPL (Europhys. Lett.)* **123**, 30001 (2018).
- [41] B. Min and M. San Miguel, Multilayer coevolution dynamics of the nonlinear voter model, *New J. Phys.* **21**, 035004 (2019)
- [42] B. Min, Coevolutionary dynamics of group interactions: coevolving nonlinear voter models, *Front. Complex Syst.* **1**, 1298265 (2024).
- [43] L. Horstmeyer and C. Kuehn, Adaptive voter model on simplicial complexes, *Phys. Rev. E* **101**, 022305 (2020).
- [44] J. Fernández-Gracia, V. M. Eguíluz, and M. San Miguel, Update rules and interevent time distributions: Slow ordering versus no ordering in the voter model, *Phys. Rev. E* **84**, 015103(R) (2011).
- [45] A. F. Peralta, N. Khalil, and R. Toral, Ordering dynamics in the voter model with aging, *Physica A* **552**, 122475 (2020).
- [46] J. Llabrés, S. Oliver-Bonafoux, C. Anteneodo, R. Toral, Aging in Some Opinion Formation Models: A Comparative Study, *Physics* **6(2)**, 515-528 (2024).



- [47] J. W. Baron, A. F. Peralta, T. Galla, and R. Toral, Analytical and numerical treatment of continuous aging in the voter model, *Entropy* **24**, 1331 (2022).
- [48] O. Artime, A. F. Peralta, R. Toral, J. J. Ramasco, and M. San Miguel, Aging-induced continuous phase transition, *Phys. Rev. E* **98**, 032104 (2018).
- [49] D. Abella, M. San Miguel, and J. J. Ramasco, Aging effects in Schelling segregation model, *Sci. Rep.* **12**, 19376 (2022).
- [50] D. Abella, M. San Miguel, and J. J. Ramasco, Aging in binary-state models: The threshold model for complex contagion, *Phys. Rev. E* **107**, 024101 (2023).
- [51] T. Takaguchi and N. Masuda, Temporal networks: slowing down diffusion by long lasting interactions, *Phys. Rev. E* **84**, 036115 (2011).
- [52] B. Min, K.-I. Goh, and A. Vazquez, Spreading dynamics following bursty human activity patterns, *Phys. Rev. E* **83**, 036102 (2011).
- [53] M. Karsai, M. Kivelä, R. K. Pan, K. Kaski, J. Kertész, A.-L. Barabási, and J. Saramäki, Small but slow world: How network topology and burstiness slow down spreading, *Phys. Rev. E* **83**, 025102(R) (2011).
- [54] N. G. van Kampen, *Stochastic processes in physics and chemistry*, Elsevier, (1992).