

Limits to AI Growth: The Ecological and Social Consequences of Scaling

ESHTA BHARDWAJ, University of Toronto, Canada

ROHAN ALEXANDER, University of Toronto, Canada

CHRISTOPH BECKER, University of Toronto, Canada

The accelerating development and deployment of AI technologies depend on the continued ability to scale their infrastructure. This has implied increasing amounts of monetary investment and natural resources. Frontier AI applications have thus resulted in rising financial, environmental, and social costs. While the factors that AI scaling depends on reach its limits, the push for its accelerated advancement and entrenchment continues. In this paper, we provide a holistic review of AI scaling using four lenses (technical, economic, ecological, and social) and review the relationships between these lenses to explore the dynamics of AI growth. We do so by drawing on system dynamics concepts including archetypes such as “limits to growth” to model the dynamic complexity of AI scaling and synthesize several perspectives. Our work maps out the entangled relationships between the technical, economic, ecological and social perspectives and the apparent limits to growth. The analysis explains how industry’s responses to external limits enables continued (but temporary) scaling and how this benefits Big Tech while externalizing social and environmental damages. To avoid an “overshoot and collapse” trajectory, we advocate for realigning priorities and norms around scaling to prioritize sustainable and mindful advancements.

CCS Concepts: • **Social and professional topics** → **Computing industry**; • **Computing methodologies** → **Artificial intelligence**.

Additional Key Words and Phrases: AI scaling, ecological damages, economies of scale, limits to growth, system dynamics

1 Introduction

In the past decade, the scaling of AI models has accelerated rapidly due to a combination of foundational research advances, improvements in technical infrastructure, access to huge amounts of Internet-based data, and significant capital investment. Data storage alone requires considerable amounts of energy in order to maintain data centers, equivalent to the energy usage of small towns [37, 116] and predicted to increase to the usage of entire countries [26, 29]. The amount of capital invested into driving further advancements in the AI industry yields numerous social implications. Large Language Models (LLMs) in particular have become pervasive and their environmental impact has become a significant concern. On the other hand, recent debates have raised doubts over the feasibility of continued scaling including concerns over the end of training data [173], industry profitability [11], and the industry’s mounting climate impact [137]. Critics have variously examined the social harms [7, 67, 100, 152, 168], emphasized the environmental damages wrought by generative AI [18, 112], and questioned industry commitments to ethical principles [6, 22, 178, 180].

It is thus an important moment to ask whether this scaling can and should continue, at what cost, and to whom [182, 191]. This paper asks: “**How can we characterize the dynamics of AI growth to identify and analyze its limits?**”. We use ‘AI’ as an encompassing term including LLMs, generative AI, applications of machine learning models including deep learning, and we use ‘AI industry’ to refer to large or frontier companies in the development of AI technologies and hardware.

We first establish a baseline by reviewing recent discussions about AI scaling and introduce the basic modeling constructs of system dynamics (Section 2). We then examine AI scaling from four perspectives – technical, economical, ecological, and social (Section 3). For each, we highlight *barriers* that are surfacing. This allows us to model how these

Authors’ Contact Information: Eshta Bhardwaj, eshta.bhardwaj@mail.utoronto.ca, University of Toronto, Toronto, Ontario, Canada; Rohan Alexander, rohan.alexander@utoronto.ca, University of Toronto, Toronto, Ontario, Canada; Christoph Becker, christoph.becker@utoronto.ca, University of Toronto, Toronto, Ontario, Canada.

factors interact by using system dynamics to represent causal relationships across the four perspectives and demonstrate **limits to growth** [118, 120] in AI scaling. We model systemic relationships between the technical aspects of scaling models and data volumes, the economic implications, the ecological consequences, and the ethical quandaries this raises in Section 3.5. In Section 4, we use *archetypes* (recurring patterns) to show how common attempts to overcome limits to growth are prone to fail or shift the burden and are thus likely to increase damages. In Section 5, we discuss social and ecological harms that have resulted from AI scaling, explore the risks of following the trajectory of **overshoot and collapse** (archetype), and identify alternative paths for development.

2 Background

Related Work. In 2021, Bender et al. asked “can language models be too big?”. They highlighted that “... increasing the environmental and financial costs of these models doubly punishes marginalized communities that are least likely to benefit from the progress achieved by large LMs and most likely to be harmed by negative environmental consequences of its resource consumption.” [20, p. 610]. The uneven distribution of benefits and harms of large models has been acknowledged in discussions of intrinsic and extrinsic harms [106], labour and wage inequality [24], surveillance through data collection [202], centralization of the development of large models [190], and increased usage of decision-making systems that may cause a “monoculture” [95, 136]. It has also been observed that these models exacerbate societal and social concerns like the deterioration of content quality through misinformation [129, 198, 201], harmful content [181], and security and privacy [65]. When a technology is introduced, it does not exist in a vacuum that only advances that technology or frontier, but rather has multi-dimensional impacts to both society and the environment.

Several taxonomies of harms or risks within the AI landscape exist, (e.g., [24, 39, 148, 188]). Each of these outline repercussions that occur beyond the confines of the surroundings that the AI technology or model is produced in. Particularly, a social-ecological-technical (SET) framework to analyze the outcomes of algorithmic technologies has been proposed “...to [study] complex dynamical systems and their constitutive relations...” [141, p. 3]. Thus by examining technological systems in larger social, economical, and ecological contexts, we can better understand how they interact with and depend on non-technical and mathematical aspects and permeate into our broader ecosystem.

Other works have similarly highlighted that a wider lens is required to address “algorithmic injustice” such as using relational ethics as a framework to better understand and act on “how we can re-examine our underlying working assumptions... interrogate hierarchical power asymmetries, and... consider the broader, contingent, and interconnected background that algorithmic systems emerge from (and are deployed to) in the process of protecting the welfare of the most vulnerable” [23, p. 2].

A recent paper [182] examines the scaling hype in LLMs and outlines three negative consequences: environmental unsustainability, data quality issues at scale, and a centralization of power with harmful consequences on innovation and society. Highlighting that “small can also be beautiful”, the authors advocate for increased transparency about size and cost and a focus on progress in terms of resource efficiency. This is a timely call considering that the global scale of LLM R&D is such that it now seriously impacts planetary ecosystems on a global scale.

System Dynamics. In 1972, the well-known *Limits to Growth* report developed a system dynamics model of key global parameters and relationships connecting population dynamics, industrialization, agriculture, CO₂ emissions, and temperature increases. The conclusions are well known: the planet would reach its limit for unlimited growth within the next 100 years after which there would be a drastic decline, but it was possible to achieve global equilibrium if ecological and economic stability was attained, and there was greater likelihood of success the sooner we strived for this stability [120]. While it was originally criticized and doubted for its technical feasibility, the 30-year update demonstrated its

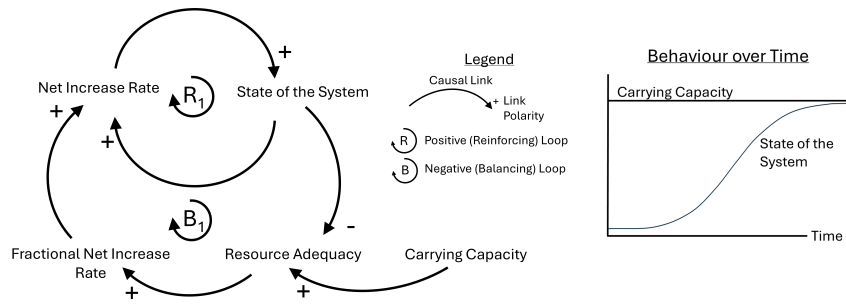


Fig. 1. Limits to growth [119, 120] archetype [159] template, adapted from [172]. The archetype demonstrates that growth cannot continue forever because while the state of the system will grow at first, it will then slow until it reaches a state of equilibrium due to the limits dictated by the carrying capacity.

general robustness [118]. The now influential report laid a crucial foundation for climate frameworks such as the planetary boundaries model [150, 171] and economic theories like doughnut economics [145]. The *Computing within Limits* research community similarly recognizes that a growth trajectory poses risks to the environment and society and instead “[explores] ways that new forms of computing [support] well-being while enabling human civilizations to live within global ecological and material limits” [130, p. 86].

In our paper, we draw on the concept of “limits to growth” and use it as a lens with which to view AI scaling, motivated by the recognition that the environmental impact of AI is large enough to play a significant role in accelerating climate change [34, 41]. While the underpinning models are of considerable complexity, the modeling constructs of system dynamics are minimal. The patterns of structural dynamics, or *archetypes*, are a common vehicle of analyzing the trajectories of complex systems and their underpinning dynamics. Fig. 1 provides an illustration of the basic modeling constructs, in the form of the core archetype *limits to growth*, which represents the structural relations between key factors in a resource-constrained system through a causal loop diagram (CLD). A reinforcing feedback loop powers a growth dynamics that eventually, as it approaches the carrying capacity of the environment, meets barriers and slows down. It can be used to describe scenarios ranging from ecosystem populations to market saturation. The CLD in Fig. 1 models the structural factors that produce the dynamic behaviours observed (and charted on the right). This link between observable dynamics and structural factors is the crucial contribution of system dynamics modelling. Further below, we will draw on these models to map out potential growth dynamics of AI and consequences of eroding the carrying capacity. We provide additional information on the system dynamics archetypes used in this paper in Appendix A.

3 Mapping the Perspectives of AI Scaling

AI scaling can be examined from several perspectives [41]. The trajectory of each and how they intersect evolves rapidly. In compiling an evidence base for modeling dynamic relationships, we triangulate between academic literature that provides robust arguments on a comparably slow timescale; company reports and industry conversations that illustrate important facets rapidly but lack the rigor and representativeness of peer-reviewed research; and investigative journalism that, for example, demonstrates the intentional opacity of omissions in reports [53]. Here we provide a distilled synthesis as basis for the dynamic models below.

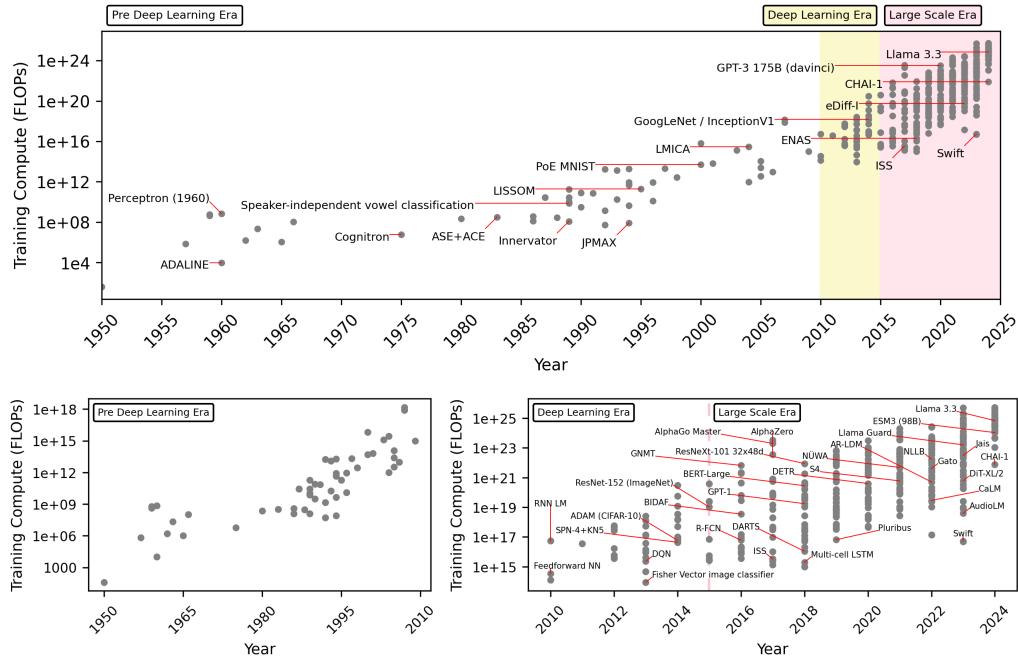


Fig. 2. Compute of ML models over time. **Top**: Select models from 1950–2024; **Bottom left**: Filtered for models in the pre deep learning era (1950–2010); **Bottom right**: Filtered for models in the the deep learning and large scale era (2010–2024). Data: [46, 161].

3.1 Technical

Language models and transformer architectures continue computing’s history of exponential growth curves [130] described in a succession of “laws” for integrated circuits, disk storage, and network bandwidth [183]. Scaling laws for Transformer architecture follow a power law relationship [35, 85], i.e., a model’s performance depends on the scale of its parameters, volume of data, and amount of compute [85]. Scaling laws dictate that either the size of model, training data, or compute budget must continually be scaled to improve [14, 40, 176]. With current architectures, larger models outperform bespoke models, so technical advances have focused on increasing size over all else [128, 182]. Fig. 2 shows how training compute has doubled every 18 months between 1952–2010 (pre deep learning era), 6 months between 2010–2022 (deep learning era) and 10 months between 2015–2022 (large scale era) [161]. However, an increase in model size and complexity does not yield an equivalent increase in model performance [160]. The larger a model is, robustness and generalizability become difficult to attain while overfitting becomes more likely [160].

Barrier 1: Diminishing returns. While efficiency improvements and data center size enable further scaling, these imply economic and environmental impacts, and marginal returns diminish: “increasing the computing budget from \$10 million to \$100 million increased the pass rate for AI-generated computer programs from about 65% to about 75%” and “a trillion-dollar model would increase those odds to just over 91%” [109]. Even with a trillion-dollar model, “record performance” is not guaranteed. In other words, scaling alone may not lead to gains in model performance [109].

Barrier 2: No more data. The exploding volumes of extracted data available for training were a driving force for model improvements, growing at 0.22 orders of magnitude per year for language datasets (see Fig. 3a) but seem to be

reaching a peak as the amount of public-generated and generally-available data is no longer sufficient to drive further progress of AI models [173, 184].

3.2 Economic

Technical advances are tied to capital investments. Fig. 3b shows how billions of dollars in investments have poured into the AI industry since 2013, with exponential growth in 2020. Similarly, the global semiconductor market is forecast to double from \$590 billion USD by 2030 [27]. The undisputed winners in that market so far are hardware companies like NVidia [126]. In total, Alphabet, Amazon, Apple, Meta and Microsoft have budgeted to spend approximately \$400 billion on AI capital expenditures in 2024 [5]. But, OpenAI expected to lose \$5 billion in 2024 to rapid expansion efforts [78, 125]. It has been predicted that developing a model in 2027 could cost \$100 billion [194]. There are also operational costs which are dependent on query length, number of queries, and response speeds [109]. For example, ChatGPT's increasing website visits from 2022 to 2024 shown in Fig. 3c, accordingly scaled OpenAI's operational costs.

Barrier 3: Returns on investments. Investors increasingly notice a gap between the revenue prospects generated by AI models and the capital required to power it [74]. Genuine business adoption rates for AI of 5% in the U.S. are much lower than the widespread rate of experimentation often cited [5], and comparisons are made to the dot-com boom when over-production without genuine demand led to short-term collapse [74]. While investments upwards of trillions of dollars are being sought to further scale the semiconductor industry [86], "some of the largest tech companies' current spending on AI data centers will require roughly \$600 billion of annual revenue to break even, of which they are currently about \$500 billion short." [194]. While many see disruptive potential in generative AI, "no one knows what its main uses will be, or how it will make money." [3].

3.3 Ecological

While the list of concerns is broad and includes waste, air pollution, minerals, and the impact of mining, below we focus on energy, water, and CO₂ emissions to illustrate the ecological perspective.

AI requires energy and materials to manufacture, power, run, and cool hardware. Dedicated AI data centers are increasingly specialized for training (data processing and ML model training) and inference (deployed models used in applications) [158]. While inference is tiny when compared to training, it occurs much more frequently [84, 155] and its energy demand varies based on task complexity (e.g., image generation versus text classification [113]). In the case of the BLOOMz-7B model, approximately 590 million inferences would be needed for the energy cost of inference to match that of training [113]. But for popular models like GPT with 100 million monthly users [115], inference is so frequent that it heavily outweighs the energy impact of training [113]. About 50% of energy consumption of data centers is used to power the hardware and another 40% to cool it [114]. For example, the energy demand of the LLaMa 3.1 405B model (released in July 2024) for powering and cooling peaks at 1.7kW per GPU [4]. At 16,000 GPUs, this amounted to roughly 27.2MW [162]. Newer chip generations have also steadily increased power consumption (Fig. 3d shows the tripling of maximum power consumption enabled by NVidia chips within four years).

While clean water is needed to cool data centers and to generate electricity (through water-intensive thermoelectric plants) [114, 165], chip manufacturing requires "ultrapure" water [73, 105] and one facility "can use 37 million litres of ultrapure water per day" [93]. Google's reported data center water consumption rose from 16 billion litres in 2021 to 28 billion in 2023 [60, 179] and it's been found that larger models need more water (see Fig. 3e).

CO₂ is emitted at all stages of the AI lifecycle. For the BLOOM language model, "of the total 50 tonnes of CO_{2eq} emissions emitted during model training, only half was due to the energy consumption of the GPUs used for training

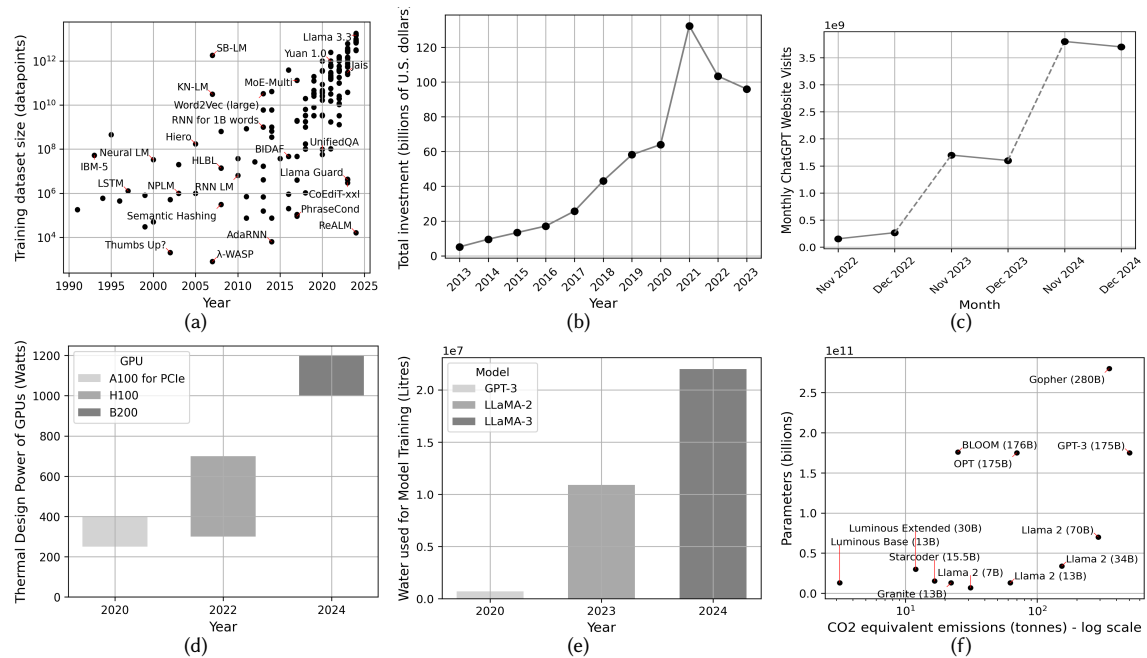


Fig. 3. Scaling of training data, investment, usage, energy, water, and carbon emissions of AI models. **A:** Language training dataset size over time, data: [46, 161]. **B:** Private investment in AI, data: [132]. **C:** ChatGPT website visits (2022-24), data: Similarweb [167]. **D:** Maximum power consumption enabled by GPUs, data: [91]. **E:** Water usage for training models, data: [17, 105, 139, 165]. **F:** Emissions and parameters for AI models, data: [132].

BLOOM (‘dynamic consumption’), with a further 29% stemming from the idle consumption of the data center (i.e., the energy used for heating/cooling, networking, storage, etc.), and a final 22% ...from the GPU manufacturing process.” [114, p. 6]. Aggregate emissions are increasing over time as models become larger (see Fig. 3f), require more data centers, and need chips with greater processing power. Google’s emissions increased nearly 50% from 2019 to 2023, Microsoft’s emissions increased 29% from 2020 to 2023, and Meta’s increased 66% from 2021 to 2023 [57]. Efforts towards compute efficiency also do not translate to energy efficiency and hence do not result in savings in carbon emissions [195].

Barrier 4: Shortage in energy supply. Building more data centers and developing new, advanced GPUs is energy-, material- and water-intensive and generates carbon emissions and other pollutants. Data center capacity (in megawatts) has seen nearly a 2000% increase in the U.S. alone from 2019 to 2024 [45]. Of particular concern to the AI industry is the shortage in the power supply that places constraints on further expansion due to pre-existing contractual commitments for energy and time requirements for expanding or acquiring new sources of it [162].

Barrier 5: Accountability for environmental impact. Companies have claimed sustainability goals such as to be carbon neutral, but AI advancements require rising electricity and water consumption. As for growing emissions [2, 9, 127, 191], companies have made future promises only to renege, postpone, or walk back on them, e.g., [71, 143]. While promises of sustainable practices continue, so does the development of increasingly complex models that require more energy, more water, and cause more emissions. These operations reveal business priorities. At the moment, real transparency and accountability are not in place, such as in the case of data centers that are not legally required to report their water usage figures while companies continue to lobby to keep this information a trade secret [53].

3.4 Social

AI's Scale of Impact. The widespread adoption of AI poses old questions in new forms as well as new ethical challenges [31, 54, 56]. Its scale of impact is larger than ever before in the history of computing ethics due to the opacity of the models, the number of people it can impact, its potential for damage, and the feedback loops that increase their scale of harm [136]. A major consequence of the prevalence of AI in our society is the standardization and lack of autonomy in deciding whether you want to be part of the data economy [121] as power centralizes in the hands of monopolies driving the “social quantification sector” [32, 121, 122]. Datafication enables surveillance capitalism in a “transformation of human life so that its elements can be a continual source of data” [121, p. 2],[202]. The ability to datafy remains largely with the big AI companies. “Inequality resides... in having or not having the power to decide what kind of data is being generated... by whom, for what purpose, and for whose benefit.” [49, p. 831]. This also enables the exploitation of labour. Millions of gig workers, often employed from India, Kenya, Philippines, or Mexico, are paid \$1.46/hour to enable the development of AI models [76]. The poor labour conditions of the workers include monitoring through automated tools [193]. The lack of equity in the actors that can afford and access data, and the monopoly they exercise signals that “...capitalism is premised upon the preservation of unequal power: of the enforcement of the racial, gendered, and other social hierarchies which enable the extraction of labor, and therefore value, from the many for the profit of the few.” [94, p. 102],[32]. Thus the computing industry offloads its ethical debts to distant stakeholders [19].

Environmental Justice. It has long been recognized that ecological and social impacts are closely linked, and environmental sustainability is always an issue of equity and social justice [8]. A few examples follow. The globally dominant chip manufacturer TSMC is estimated to consume as much electricity as New Zealand by 2030 [75]. The consequences were experienced by over 5 million residents impacted by blackouts caused by a grid operating much closer to capacity than it should [75]. Data centers impact communities globally [33, 80], including by distorting the electric grid and causing billions of dollars in damages to appliances [104] and by air pollution, which alone is estimated to cause 1300 deaths annually in the U.S. by 2030 [70]. In Uruguay, Google plans to construct a data center predicted to produce 25,000 tonnes of CO₂ while releasing 86 tonnes of hazardous waste with no plans in place of how the waste matter will be disposed [108]. This construction is estimated to use 7.6 million litres of water at a time when Uruguay is experiencing a drought, water that could be used by 55,000 people [107].

Barrier 6: Organized resistance. In response to these environmental injustices, the erosion of worker autonomy, and injustices resulting from data colonialism [32], organized public resistance has increased [117], including residents mobilizing against data centers in many locations [42, 134], calls to defund Big Tech [16], environmental activism by Amazon workers [59], campaigns against military projects by Google employees [174], legal action by content moderators [25], and calls to democratize decision-making about how AI is developed and deployed [82].

3.5 Dynamics of AI Scaling

The four perspectives illustrated in the previous sections intersect with each other and result in the complex dynamics of AI scaling. We present a simplified version of this in Fig. 4. We define and justify each causal relationship of Fig. 4 and subsequent CLDs in Appendix B.

The reinforcing loops in the CLD demonstrate how technical scaling is reinforced by socially recognized and documented model performance, i.e., that scaling leads to improved performance, which spurs more capital investment (R₁). Competitive pressure (R₂), AI hype (R₃), and model performance (R₄) drive investment cycles which continue to power scaling of AI models and hardware (R₅) which are also mutually reinforcing (R₆). The development of GPUs and

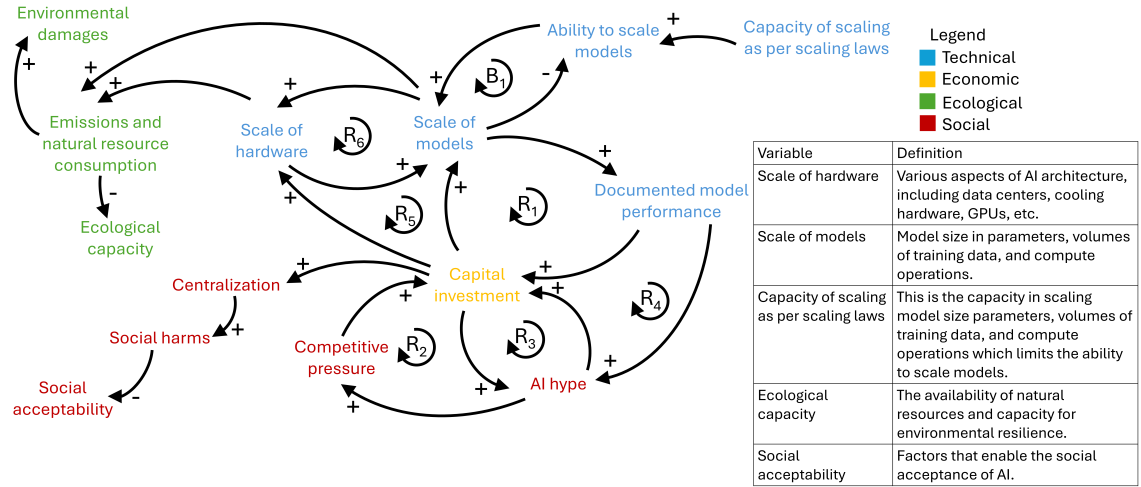


Fig. 4. The dynamics of AI scaling across perspectives (colour-coded) with social and environmental damages, showing that multiple reinforcing loops drive scaling while only one feedback loop limits scaling (i.e., the capacity of model scaling). The loops are R_1 : Economies of scale, R_2 : Competitive pressure loop, R_3 : AI hype and speculation, R_4 : Scaling driven by hype, R_5 : Scaling driven by capital investment, R_6 : Infrastructure development, B_1 : Capacity of model scaling.

data centers (among other infrastructure) consumes natural resources while continuous capital investment leads to centralization of power. The reinforcing loops together match the reinforcing growth loop of Fig. 1.

Limits to growth. The capacity of scaling, dictated by AI scaling laws, limits the *ability* to scale models and consequently the scale of the models themselves (B_1). Note that environmental damages and social harms do not currently feed back into the growth loop, since there are no genuine accountability mechanisms that would justify such links. That means that three of the barriers represent actively recognized limits that are in the focus of AI industry and research: (1) limits to performance, (2) limits to data, (3) limits to energy. We discuss these responses in Section 4. On the other hand, capital is not yet scarce, environmental transparency and regulations are not in place, and social accountability is virtually nonexistent. We discuss these *externalities* in Section 5.

4 Limits to AI Scaling

In this section, we revisit three of the barriers surfaced previously and map a (non-comprehensive) set of responses by the AI industry to each of them using system dynamics archetypes.

4.1 Limits to Performance: Rebound Effects

Continuous growth has yielded diminishing returns to performance. The industry response has been to force further performance scaling by investments into data centers and GPU technology. While this addresses the technical barrier (that new scale must be reached in order to improve performance), it has significant ecological and social implications and relies on economic scaling.

It is estimated that there will be increased power-efficiency of hardware, more efficient hardware usage, and longer training periods which distribute the energy consumption over time [161]. “Given all of the above, we expect training runs in 2030 will be 4x (hardware efficiency) * 2x (FP8) * 3x (increased duration) = 24x more power-efficient than the

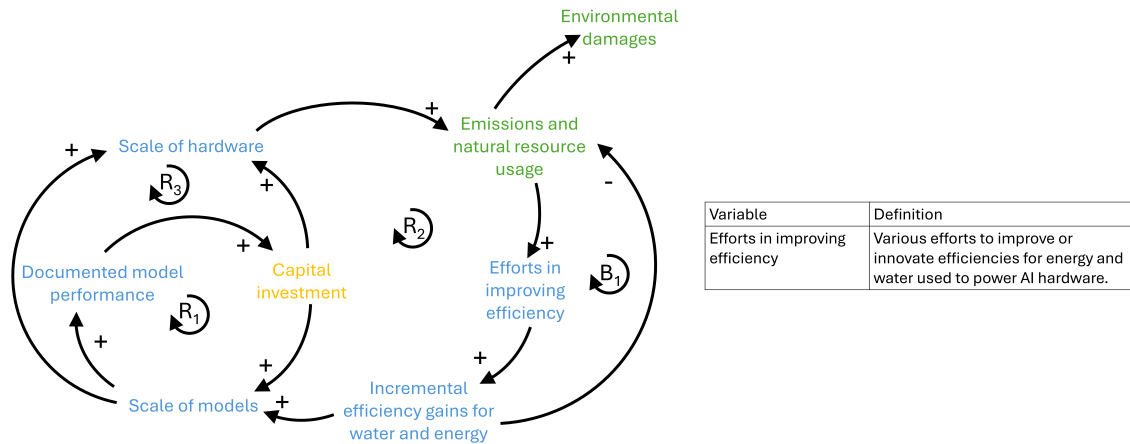


Fig. 5. As models scale, the rise in hardware development implies increased energy and water usage which leads to efforts to make resource consumption more efficient. While this does lead to some efficiency gains for energy and water, there is also a rebound effect that contributes to further scaling. The loops are R₁: AI model scaling, R₂: Rebound effect of water and energy efficiency, R₃: AI hardware scaling, B₁: Water and energy efficiency gains, adapted from [101].

LLaMa 3.1 405B training run.” [161]. However, “2e29 FLOP training runs in 2030 will require 5,000x (increased scale) / 24x [efficiency] ≈ 200x more power than was used for training of LLaMa 3.1 405B” [161].

Efforts focused on efficiencies always have to be conscious of resulting *rebound effects*. Rebound effects are “behavioural or other systemic responses to the introduction of new technologies that increase the efficiency of resource use. These responses tend to offset the beneficial effects of the new technologies/measures.” [28, p. 107]. Rebound effects have been studied widely for computing as well as for sustainability-related interventions. For example, it has been found that efficient energy developments are often met with increasing usage [203] and the same is seen for renewable sources like solar energy [133]. The consequence of rebound effects is that increased efficiency often does not result in an aggregate decrease of resources but instead an *increase* in aggregate use or production [157, 175]. Accordingly, similar effects will be true of haphazard interventions to modernize and “green” the energy requirement of AI. The strength of the rebound effect varies and needs to be established.

These dynamics are presented in Fig. 5. Incremental efficiency gains reduce natural resource usage (B₁), but improvements in performance spur further data center and GPU development (i.e., hardware) (R₃) and result in rebound effects (R₂) that cause further scaling (R₁). This is linked to increased emissions and usage of energy and water, which ultimately has environmental impacts.

4.2 Limits to Data: Fixes that Fail

The “data cliff” is considered a soon-impending barrier to further scaling of AI models, particularly LLMs, as publicly available, human-generated data on the Internet runs out [184]. To avoid this stagnation, many are exploring the creation of *synthetic data* as a way of ensuring continued performance scaling of LLMs [103, 110]. One perspective on synthetic data is that it enables the creation of endless amounts of high quality, error-free, complete data while simultaneously democratizing the landscape of proprietary data. It has fewer privacy concerns and can be less biased because of the ability to ensure greater diversity, and prevents copyright issues [103]. Others have argued that continued progress is possible through improvements to the quality of data by having diverse, unique, and more smartly selected

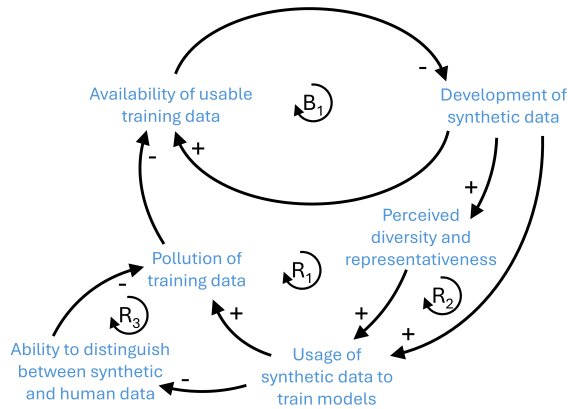


Fig. 6. To improve the availability of usable training data, development of synthetic data is a response that is currently pursued. While it addresses the availability, it has side effects including increased misinformation, model collapse, and decline in data authenticity. These reinforcing loops will cause the fix to fail. The loops are: B₁: Data scaling, R₁: Misinformation, R₂: Model collapse, R₃: Impact on data authenticity.

data instead [44]. However, far fewer contributions apply small datasets for deep learning than the creation and uptake of large synthetic data [113, 142]. There are multiple difficulties with this approach, however, and we discuss them under misinformation, authenticity, and data quality, before interpreting the pattern that emerges.

Misinformation. Studies have highlighted that synthetic data can increase the amount of misinformation [81, 201] if it creates a false belief of increased data diversity and representativeness [189]. For instance, when examining the diversity and representativeness of a dataset of human faces, it was found that a synthetic dataset generated from a set of base scans lead to “statistical diversity without representational diversity”, i.e., that the underlying distribution of diversity of the base scans meant that the generated images were defined based on manipulations of facial features of a small set of images [189].

Authenticity. Current methods to establish authenticity include providing provenance information that indicates that the data was AI-generated and/or “watermarking” the data as AI-generated [81, 92, 197]. Both of these have been found to be inadequate because “any pixel-based invisible watermark can be removed and new images that look similar to the original image can be regenerated without the watermark” and metadata labelling puts the onus on the creator to provide provenance [81, p. 3]. Particularly, Zhao et al. find that their “regeneration attack” “...guarantees the removal of any invisible watermark such that no detection algorithm could work” [200, p. 3].

Data quality. When considering the Internet as an information ecosystem, the use of LLMs to replace information search tasks poses a risk to transparency and provenance while also changing the nature of the activity [163, 164]. Proposals for future uses of LLMs include for them to act as “experts” that provide responses to search queries as compared to the information-seeking interactions that we currently engage in. Not only does this limit searching behavior by removing browsing and sense-making processes but it can also synthesize information that is not correct [163]. Synthetic media can further “endanger the information ecosystem” when it generates biased text and presents it as a response from a “neutral” machine [164]. That this is already happening online is illustrated by the shutdown of language observatory *Wordfreq* in Fall 2024, citing as reason that “generative AI has polluted the data.” [96].

starts to surge at 130GW [146]. Microsoft has signed a \$10 billion deal for 10.5GW of renewable energy to be delivered by 2030 [90] and Meta has previously invested in 12GW of renewable energy projects globally over the last 10 years [124]. Renewable energies are a long-term investment and in the short-term, companies are turning towards upgrading or building electricity grids and continuing the use of fossil-fueled back-up generators and power sources for data centers, including coal plants [48, 135]. Amazon claims to be supporting U.S. power grid development by creating grid-enhancing technologies [63]. Despite these efforts, power generated from renewable energies is not consistent enough to power AI models and comes with a significant material footprint [77].

5 Discussion: Progress beyond Growth

Limits to performance, data, and energy supply currently prevent AI from scaling further and are therefore prioritized for innovation and advancements. However, it is the barriers that do *not* represent current limits to growth and are externalized by the AI industry which have the most concerning consequences. Below, we outline these in turn and then discuss how to avoid an overshoot and collapse trajectory by redefining what progress in AI means.

5.1 Unlimited Capital Expenditure has Consequences

While the lack of revenue generated by the AI industry as compared to the scale of capital expenditure can pose a barrier, there are no apparent limits to growth in investments at the moment. Investments continue to scale despite the lack of profitability of AI companies. We observe some dynamics and feedback loops of the scaling “hype” [182].

Industry shapes narratives by controlling access to information to build hype and market AI as “tech-positive” [190] and transformative. National AI strategies “talk AI into being” by framing it as inevitable and revolutionary, and necessary for “future societal welfare” [15]. The rebranding of LLMs as foundation models is considered a tactic to distance from the negative discourse that surrounds them [190]. The compute divide between academia and industry is also to be noted as industry was responsible for training 81% of large ML models as of 2022 [21]. This means these models are developed based on industry motivations and incentives and continue to reify the narrative of AI from industry’s perspective. Prominent actors and groups have superficially advocated for an “AI pause” in order to make AI systems and development safer [52]. But the display of longtermism [56] places importance on possible future harms instead of highlighting and recognizing the reality that current AI systems already exhibit and exacerbate inequities and discrimination [55]. The main effect of these claims is that their “extreme risk” framing reinforces the AI hype by underscoring its narrative as a powerful, transformative, and inevitable technology.

5.2 Ethics Capture Invisibilizes Social and Ecological Harms

It is worth noting that the social and ecological costs of continued scaling do not currently feed back into limits to growth, despite increased recognition and organizing. Various forms of *capture* have been identified [190].

Regulatory capture, “the practice whereby private industry professionals or lobbyists overtake regulatory agencies to serve their own interests” [154, p. 1], has been discussed since the 1950s. Capture occurs when industry is successfully able to influence policy processes and outcomes. Methods in which capture is performed can be categorized as direct and indirect [187]. AI companies engage in advocacy, agenda-setting, and information management [187] to shape policy content and enforcement. Governments often provide tax breaks to attract data center investments similar to factory investments. Unlike factories, however, data centers require few workers [153] and provide limited gains for local communities, which instead face cutbacks to energy capacities. For example, AWS data centers claim to benefit local communities such as adding \$6.4 billion to Oregon’s GDP, creating over 5000 jobs, and providing cooling water from

data centers to farmers free of cost, as of 2023 [151]. However, Oregon’s community members instead face increased electric utilities bills due to data centers’ energy consumption [68]. An earlier investigation revealed that Apple, Google, Microsoft, and Facebook obtained \$800 million in tax breaks for data centers despite only creating 837 permanent jobs [79]. Furthermore, several large data center projects initially obscured their identities until the tax incentives were granted [79] so communities were unaware of the details until it was too late to oppose rezoning and its consequences to property values, property taxes, and school funding [79].

Academic capture indirectly influences research agendas [187, 199] and generally takes the form of funding institutions, sponsoring academic conferences or events, inviting certain academics as research experts on panels or boards, or providing compute infrastructure and resources [187]. This is done by these companies to incentivize and influence certain types and topics of research as well as for self-promotion.

Beyond capture, it is seen that AI companies demonstrate ethicality in a performative manner to appease the larger public. *Ethics washing* (“the practice of feigning ethical consideration to improve how a person or organization is perceived” [1]) is one mechanism used to counter and sidestep increased organized resistance while influencing regulatory functions. *Ethics shopping* is “the malpractice of choosing, adapting, or revising ethical principles... from a variety of available offers, in order to retrofit some pre-existing behaviours...” [50, p. 186]. This prevents comparisons between companies and makes it more difficult to parse as the language is mixed and inconsistent. *Ethics dumping* occurs when companies export “...unethical research practices to countries where there are weaker legal and ethical frameworks and enforcing mechanisms.” [50, p. 189]. This is seen particularly with AI data work, such as in the case of business process outsourcing (BPO) companies in Africa who employ data workers that have to parse through disturbing and gruesome content while working under contracts that incentivize productivity targets like speed and accuracy [138, 156]. Many companies offset emissions by purchasing carbon credits that invest in carbon removal and emissions reductions projects, e.g. [43, 47, 58, 98, 99, 123, 169]. While these appear to mitigate carbon emissions, ample evidence shows offset credits to be misleading attempts at *greenwashing* [10, 30, 62, 83, 131, 140, 144]. For example, an investigation into Verra revealed 90% of the rainforest offset credits to be questionable, and 94.9 million carbon credits were claimed for only 5.5 million real emissions reductions [62]. A more comprehensive study of over 2000 projects shows that only 16% of carbon credits lead to real emissions reductions [140].

Despite all these captures, then, the ecological and social costs of AI growth have become hard to ignore as limits to growth become increasingly acute.

5.3 Limits to Growth, Overshoot, and Collapse

Returning to the theme of *Limits to Growth*, consider Fig. 8. The only difference to Fig. 1 is an added link between the state of the system and the carrying capacity. This link is based on the recognition that system activity itself can affect the capacity of the containing ecosystem to support continued activities [120], such as ecosystem viability and planetary life support systems [64, 147, 149]. In the anthropocene, computing has reached activity levels with measurable impact on a planetary scale [34]. The crucial difference is that unlike a *limited growth* scenario in which the activity level of a system stagnates, like a saturated market, the erosion of carrying capacity undermines the continued stability of the entire ecosystem and leads either to system collapse or an unstable oscillation trajectory.

Overshoot and collapse patterns can apply in at least two ways. First, model collapse already has been proven with respect to deteriorating data quality, as discussed earlier. In this case, *resource adequacy* would refer to the availability of high-quality training data for LLMs. The proliferation of generated text online erodes that availability as already illustrated by the closure of Wordfreq noticed above [96]. The collapse of model quality by continued erosion of data

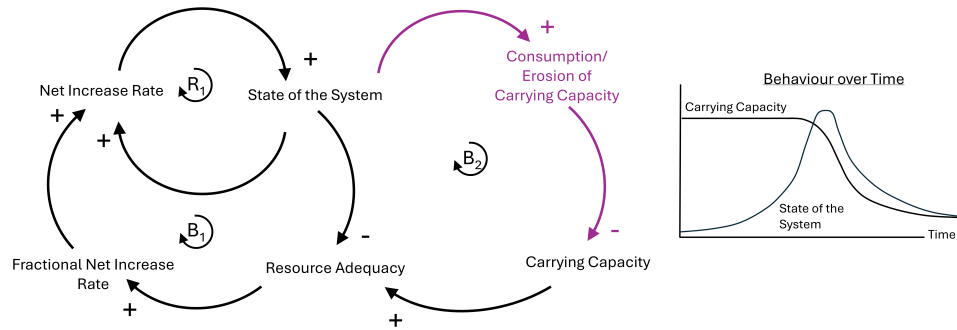


Fig. 8. Overshoot and Collapse archetype template, adapted from [172]. The archetype demonstrates that as the state of the system grows, it encounters limits in resource adequacy. In addition, the high usage of the resource causes erosion of the carrying capacity which results in overshoot and collapse.

quality has been demonstrated empirically [72, 166]. Second, if the generative AI boom continues to drive excessive investments in new hyperscale data centers, their material impact will impact ecosystems on a global scale, significantly affecting planetary boundaries including atmospheric CO₂, air quality, freshwater cycles, and pollution [150, 171].

Alternative paths can be opened by **refocusing**. A *moderate* refocusing could involve moving from resource-intensive progress on model performance to resource-efficiency progress as proposed recently [51, 182]. While this is presented as *frugal AI*, it should be noted that a more *radical* refocusing on frugality would shift the focus altogether **from efficiency to sufficiency** by placing primary emphasis on asking “what’s good enough?”. Nevertheless, frugal AI is a promising avenue for course correction that would much more effectively address limits to growth since it focuses on the primary drivers of accelerating scaling. In other words, it is a high leverage point for system change [119] to open spaces for genuinely innovative development.

6 Conclusion

Above, we have mapped out the accelerating growth of AI along the lines of technical, economic, ecological, and social dimensions and their interactions. We have illustrated how the mathematical laws of scaling translate into technical development with economic implications of scale subject to capitalist and market dynamics. The resulting economies of scale cause ecological destruction, which is ultimately an ethical concern too.

We explored the dynamics of how these perspectives interact through causal modelling. Drawing on system dynamics archetypes, we argue that the AI industry’s responses to barriers typically attempt to overcome apparent limits in one perspective but fail to account for resulting damages in other perspectives. These damages cause social and ecological harms that are externalized by the AI industry but demonstrate a vital need to realign our priorities around scaling. Lastly, we emphasize the need for refocusing on *sufficient AI* practices to avoid an *overshoot and collapse* trajectory.

Growth always ends – either by design, or by disaster. Which path we choose has not been decided yet. In Fall 2024, the United Nations Pact for the Future enshrined a commitment to develop measures of progress beyond GDP growth in future agendas and sustainable development policy [177]. As the world comes to finally recognize that pursuing relentless growth is the path to assured disasters, it is time that the AI industry catches on and changes course.

References

- [1] [n. d.]. Ethics washing. <https://www.carnegiecouncil.org/explore-engage/key-terms/ethics-washing>
- [2] 2024. <https://www.instituteforenergyresearch.org/climate-change/big-corporations-are-abandoning-their-climate-commitments/>
- [3] 2024. A history-lover's guide to the market panic over AI. *The Economist* (2024). <https://www.economist.com/business/2024/08/06/a-history-lovers-guide-to-the-market-panic-over-ai>
- [4] 2024. Introducing Llama 3.1: Our most capable models to date. <https://ai.meta.com/blog/meta-llama-3-1/>
- [5] 2024. What happened to the artificial-intelligence revolution? *The Economist* (2024). <https://www.economist.com/finance-and-economics/2024/07/02/what-happened-to-the-artificial-intelligence-revolution>
- [6] Mohamed Abdalla and Moustafa Abdalla. 2021. The Grey Hoodie Project: Big Tobacco, Big Tech, and the Threat on Academic Integrity. In *Proceedings of the 2021 AAAI/ACM Conference on AI, Ethics, and Society (AIES '21)*. Association for Computing Machinery, New York, NY, USA, 287–297. <https://doi.org/10.1145/3461702.3462563>
- [7] Daron Acemoglu. 2021. Harms of AI. <https://doi.org/10.3386/w29247>
- [8] Julian Agyeman, Robert Doyle Bullard, and Bob Evans. 2003. *Just sustainabilities: Development in an unequal world*. MIT press.
- [9] Akshat Rathi. 2024. Google Is No Longer Claiming to Be Carbon Neutral. *Bloomberg.com* (2024). <https://www.bloomberg.com/news/articles/2024-07-08/google-is-no-longer-claiming-to-be-carbon-neutral>
- [10] Akshat Rathi and Natasha White. 2024. How Tech Companies Are Obscuring AI's Real Carbon Footprint. *Bloomberg.com* (2024). <https://www.bloomberg.com/news/articles/2024-08-21/ai-tech-giants-hide-dirty-energy-with-outdated-carbon-accounting-rules>
- [11] Noor Al-Sibai. 2025. It Costs So Much to Run ChatGPT That OpenAI Is Losing Money on \$200 ChatGPT Pro Subscriptions. <https://futurism.com/the-byte/openai-chatgpt-pro-subscription-losing-money>
- [12] Alex Irwin-Hunt. 2023. Thirsty chip facilities under scrutiny in water stressed areas. <https://www.fdiintelligence.com/content/feature/thirsty-chip-facilities-under-scrutiny-in-water-stressed-areas-82810>
- [13] Mauricio Fadel Argerich and Marta Patiño-Martínez. 2024. Measuring and Improving the Energy Efficiency of Large Language Models Inference. *IEEE Access* 12 (2024), 80194–80207. <https://doi.org/10.1109/ACCESS.2024.3409745>
- [14] Yasaman Bahri, Ethan Dyer, Jared Kaplan, Jaehoon Lee, and Utkarsh Sharma. 2024. Explaining neural scaling laws. *Proceedings of the National Academy of Sciences* 121, 27 (2024), e2311878121. <https://doi.org/10.1073/pnas.2311878121>
- [15] Jascha Bareis and Christian Katzenbach. 2022. Talking AI into Being: The Narratives and Imaginaries of National AI Strategies and Their Performative Politics. *Science, Technology, & Human Values* 47, 5 (2022), 855–881. <https://doi.org/10.1177/01622439211030007>
- [16] Wolmet Barendregt, Christoph Becker, EunJeong Cheon, Andrew Clement, Pedro Reynolds-Cuellar, Douglas Schuler, and Lucy Suchman. 2021. Defund Big Tech, Refund Community. *Tech Otherwise* (2021). <https://doi.org/10.21428/93b2c832.e0100a3f>
- [17] Alistair Barr. 2023. Llamas don't drink much water. Meta's new AI version is damn thirsty. <https://www.businessinsider.com/meta-llama2-ai-uses-almost-twice-water-as-llama-2023-7>
- [18] Noman Bashir, Priya Donti, James Cuff, Sydney Sroka, Marija Ilic, Vivienne Sze, Christina Delimitrou, and Elsa Olivetti. 2024. The Climate and Sustainability Implications of Generative AI. *An MIT Exploration of Generative AI* (2024). <https://mit-genai.pubpub.org/pub/8ulgrckc/release/2>
- [19] Christoph Becker. 2023. *Insolvent: How to Reorient Computing for Just Sustainability*. MIT Press. <https://mitpress.mit.edu/9780262545600/insolvent/>
- [20] Emily M. Bender, Timnit Gebru, Angelina McMillan-Major, and Shmargaret Shmitchell. 2021. On the Dangers of Stochastic Parrots: Can Language Models Be Too Big? In *Proceedings of the 2021 ACM Conference on Fairness, Accountability, and Transparency (FACt '21)*. Association for Computing Machinery, New York, NY, USA, 610–623. <https://doi.org/10.1145/3442188.3445922>
- [21] Tamay Besiroglu, Sage Andrus Bergerson, Amelia Michael, Lennart Heim, Xueyun Luo, and Neil Thompson. 2024. The Compute Divide in Machine Learning: A Threat to Academic Contribution and Scrutiny? <https://doi.org/10.48550/arXiv.2401.02452>
- [22] Elettra Bietti. 2020. From ethics washing to ethics bashing: a view on tech ethics from within moral philosophy. In *Proceedings of the 2020 Conference on Fairness, Accountability, and Transparency (FAT* '20)*. Association for Computing Machinery, New York, NY, USA, 210–219. <https://doi.org/10.1145/3351095.3372860>
- [23] Abeba Birhane. 2021. Algorithmic injustice: a relational ethics approach. *Patterns* 2, 2 (2021), 100205. <https://doi.org/10.1016/j.patter.2021.100205>
- [24] Rishi Bommasani, Drew A. Hudson, Ehsan Adeli, Russ Altman, Simran Arora, Sydney von Arx, Michael S. Bernstein, Jeannette Bohg, Antoine Bosselut, Emma Brunskill, Erik Brynjolfsson, Shyamal Buch, Dallas Card, Rodrigo Castellon, Niladri Chatterji, Annie Chen, Kathleen Creel, Jared Quincy Davis, Dora Demszky, Chris Donahue, Moussa Doumbouya, Esin Durmus, Stefano Ermon, John Etchemendy, Kawin Ethayarajh, Li Fei-Fei, Chelsea Finn, Trevor Gale, Lauren Gillespie, Karan Goel, Noah Goodman, Shelby Grossman, Neel Guha, Tatsunori Hashimoto, Peter Henderson, John Hewitt, Daniel E. Ho, Jenny Hong, Kyle Hsu, Jing Huang, Thomas Icard, Saahil Jain, Dan Jurafsky, Pratyusha Kalluri, Siddharth Karamcheti, Geoff Keeling, Fereshte Khani, Omar Khattab, Pang Wei Koh, Mark Krass, Ranjay Krishna, Rohith Kuditipudi, Ananya Kumar, Faisal Ladhak, Mina Lee, Tony Lee, Jure Leskovec, Isabelle Levent, Xiang Lisa Li, Xuechen Li, Tengyu Ma, Ali Malik, Christopher D. Manning, Suvir Mirchandani, Eric Mitchell, Zanele Munyikwa, Suraj Nair, Avani Narayan, Deepak Narayanan, Ben Newman, Allen Nie, Juan Carlos Niebles, Hamed Nilforoshan, Julian Nyarko, Giray Ogut, Laurel Orr, Isabel Papadimitriou, Joon Sung Park, Chris Piech, Eva Portelance, Christopher Potts, Aditi Raghunathan, Rob Reich, Hongyu Ren, Frieda Rong, Yusuf Roohani, Camilo Ruiz, Jack Ryan, Christopher Ré, Dorsa Sadigh, Shiori Sagawa, Keshav Santhanam, Andy Shih, Krishnan Srinivasan, Alex Tamkin, Rohan Taori, Armin W. Thomas, Florian Tramèr, Rose E. Wang, William Wang, Bohan Wu, Jiajun Wu, Yuhuai Wu, Sang Michael Xie, Michihiro Yasunaga, Jiaxuan You, Matei Zaharia, Michael Zhang, Tianyi

- Zhang, Xikun Zhang, Yuhui Zhang, Lucia Zheng, Kaitlyn Zhou, and Percy Liang. 2022. On the Opportunities and Risks of Foundation Models. <https://doi.org/10.48550/arXiv.2108.07258>
- [25] Robert Booth. 2024. More than 140 Kenya Facebook moderators diagnosed with severe PTSD. *The Guardian* (2024). <https://www.theguardian.com/media/2024/dec/18/kenya-facebook-moderators-sue-after-diagnoses-of-severe-ptsd>
- [26] Katherine Bourzac. 2024. Fixing AI’s energy crisis. *Nature* (2024). <https://doi.org/10.1038/d41586-024-03408-z>
- [27] Ondrej Burkacky, Julia Dragon, and Nikolaus Lehmann. 2022. The semiconductor decade: A trillion-dollar industry. <https://www.mckinsey.com/industries/semiconductors/our-insights/the-semiconductor-decade-a-trillion-dollar-industry>
- [28] Miriam Börjesson Rivera, Cecilia Håkansson, Åsa Svenfelt, and Göran Finnveden. 2014. Including second order effects in environmental assessments of ICT. *Environmental Modelling & Software* 56 (2014), 105–115. <https://doi.org/10.1016/j.envsoft.2014.02.005>
- [29] Brian Calvert. 2024. AI already uses as much energy as a small country. It’s only the beginning. <https://www.vox.com/climate/2024/3/28/24111721/climate-ai-tech-energy-demand-rising>
- [30] Angus Chapman. 2023. Are carbon offsets all they’re cracked up to be? We tracked one from Kenya to England to find out. <https://www.vox.com/23817575/carbon-offsets-credits-financialization-ecologi-solutions-scam>
- [31] Mark Coeckelbergh. 2021. AI for climate: freedom, justice, and other ethical and political challenges. *AI and Ethics* 1, 1 (2021), 67–72. <https://doi.org/10.1007/s43681-020-00007-2>
- [32] Nick Couldry and Ulises A. Mejias. 2019. Data Colonialism: Rethinking Big Data’s Relation to the Contemporary Subject. *Television & New Media* 20, 4 (2019), 336–349. <https://doi.org/10.1177/1527476418796632>
- [33] Kate Crawford. 2024. Generative AI’s environmental costs are soaring — and mostly secret. *Nature* 626, 8000 (2024), 693–693. <https://doi.org/10.1038/d41586-024-00478-x>
- [34] Felix Creutzig, Daron Acemoglu, Xuemei Bai, Paul N. Edwards, Marie Josefine Hintz, Lynn H. Kaack, Siir Kilkis, Stefanie Kunkel, Amy Luers, Nikola Milojevic-Dupont, Dave Rejeski, Jürgen Renn, David Rolnick, Christoph Rosol, Daniela Russ, Thomas Turnbull, Elena Verdolini, Felix Wagner, Charlie Wilson, Aicha Zekar, and Marius Zumwald. 2022. Digitalization and the Anthropocene. *Annual Review of Environment and Resources* 47, Volume 47, 2022 (Oct. 2022), 479–509. <https://doi.org/10.1146/annurev-environ-120920-100056> Publisher: Annual Reviews.
- [35] Dan Hendrycks. 2024. *AI Safety, Ethics and Society*.
- [36] David Patterson. 2021. How we’re minimizing AI’s carbon footprint. <https://blog.google/technology/ai/minimizing-carbon-footprint/>
- [37] Miyuru Dayarathna, Yonggang Wen, and Rui Fan. 2015. Data center energy consumption modeling: A survey. *IEEE Communications surveys & tutorials* 18, 1 (2015), 732–794. Publisher: IEEE.
- [38] Jia Deng, Wei Dong, Richard Socher, Li-Jia Li, Kai Li, and Li Fei-Fei. 2009. ImageNet: A large-scale hierarchical image database. In *2009 IEEE Conference on Computer Vision and Pattern Recognition*. 248–255. <https://doi.org/10.1109/CVPR.2009.5206848>
- [39] N’yoma Diamond and Soumya Banerjee. 2024. On the Ethical Considerations of Generative Agents. <https://doi.org/10.48550/arXiv.2411.19211>
- [40] Elvis Dohmatob, Yunzhen Feng, Pu Yang, Francois Charton, and Julia Kempe. 2024. A Tale of Tails: Model Collapse as a Change of Scaling Laws. <https://doi.org/10.48550/arXiv.2402.07043> arXiv:2402.07043 [cs].
- [41] Andrés Domínguez Hernández, Shyam Krishna, Antonella Maia Perini, Michael Katell, SJ Bennett, Ann Borda, Youmna Hashem, Semeli Hadjiloizou, Sabeehah Mahomed, Smera Jayadeva, Mhairi Aitken, and David Leslie. 2024. Mapping the individual, social and biospheric impacts of Foundation Models. In *Proceedings of the 2024 ACM Conference on Fairness, Accountability, and Transparency (FAccT ’24)*. Association for Computing Machinery, New York, NY, USA, 776–796. <https://doi.org/10.1145/3630106.3658939>
- [42] Elizabeth Dwoskin. 2019. Google reaped millions in tax breaks as it secretly expanded its real estate footprint across the U.S. *Washington Post* (2019). https://www.washingtonpost.com/business/economy/google-reaped-millions-of-tax-breaks-as-it-secretly-expanded-its-real-estate-footprint-across-the-us/2019/02/15/7912e10e-3136-11e9-813a-0ab2f17e305b_story.html
- [43] E. S. G. News. 2024. Meta Signs Long-Term Deal with BTG Pactual for Up to 3.9 Million Carbon Offset Credits to Support Net Zero Goals by 2030. <https://esgnews.com/meta-signs-long-term-deal-with-btg-pactual-for-up-to-3-9-million-carbon-offset-credits-to-support-net-zero-goals-by-2030/>
- [44] Edward Beeching, Lewis Tunstall, and Sasha Rush. 2024. Scaling test-time compute. <https://huggingface.co/spaces/HuggingFaceH4/blogpost-scaling-test-time-compute>
- [45] Eleni Kemene, Bart Valkhof, and Thapelo Tladi. 2024. AI and energy: Will AI reduce emissions or increase demand? <https://www.weforum.org/agenda/2024/07/generative-ai-energy-emissions/>
- [46] Epoch AI. 2024. Data on Notable AI Models. <https://epoch.ai/data/notable-ai-models>
- [47] ESG Today Writing Staff. 2024. Microsoft Buys 234,000 Rainforest Restoration Carbon Removal Credits from Toroto. <https://www.esgtoday.com/microsoft-buys-234000-rainforest-restoration-carbon-removal-credits-from-toroto/>
- [48] Ella Fanger. 2024. The Dirty Energy Fueling Amazon’s Data Gold Rush. *The Nation* (2024). <https://www.thenation.com/article/environment/data-centers-virginia-amazon-environment/>
- [49] Angelina Fisher and Thomas Streinz. 2022. Confronting Data Inequality. <https://doi.org/10.2139/ssrn.3825724>
- [50] Luciano Floridi. 2019. Translating Principles into Practices of Digital Ethics: Five Risks of Being Unethical. *Philosophy & Technology* 32, 2 (2019), 185–193. <https://doi.org/10.1007/s13347-019-00354-x>
- [51] Frugal AI Challenge Organizing Committee. 2025. Frugal AI Challenge. <https://frugal-ai-challenge.github.io/>
- [52] Future of Life Institute. 2023. Pause Giant AI Experiments: An Open Letter. <https://futureoflife.org/open-letter/pause-giant-ai-experiments/>

- [53] Miranda Gabbott. 2024. Why We Don't Know AI's True Water Footprint. <https://techpolicy.press/why-we-dont-know-ais-true-water-footprint>
- [54] Timnit Gebru. 2020. *Race and Gender*. Oxford University Press, 0. <https://doi.org/10.1093/oxfordhb/9780190067397.013.16>
- [55] Timnit Gebru, Emily M. Bender, and Margaret Mitchell. 2023. Statement from the listed authors of Stochastic Parrots on the "AI pause" letter. <https://www.dair-institute.org/blog/letter-statement-March2023/>
- [56] Timnit Gebru and Émile P. Torres. 2024. The TESCREAL bundle: Eugenics and the promise of utopia through artificial general intelligence. *First Monday* (2024). <https://doi.org/10.5210/fm.v29i4.13636>
- [57] David Gelles. 2024. AI's Insatiable Appetite for Energy. *The New York Times* (2024). <https://www.nytimes.com/2024/07/11/climate/artificial-intelligence-energy-usage.html>
- [58] Violet George. 2024. Google Stops Its Mass Purchase Of Carbon Credits. <https://carbonherald.com/google-stops-its-mass-purchase-of-carbon-credits/>
- [59] April Glaser. 2019. How to Make Tech Companies Actually Fight Climate Change. *Slate* (2019). <https://slate.com/technology/2019/09/amazon-climate-walkout-jeff-bezos-employees.html>
- [60] Google. 2024. *2024 Environmental Report*. Technical Report. <https://www.gstatic.com/gumdrop/sustainability/google-2024-environmental-report.pdf#page=71.15>
- [61] Kannan Govindan. 2024. How Artificial Intelligence Drives Sustainable Frugal Innovation: A Multitheoretical Perspective. *IEEE Transactions on Engineering Management* 71 (2024), 638–655. <https://doi.org/10.1109/TEM.2021.3116187>
- [62] Patrick Greenfield. 2023. Revealed: more than 90% of rainforest carbon offsets by biggest certifier are worthless, analysis shows. *The Guardian* (2023). <https://www.theguardian.com/environment/2023/jan/18/revealed-forest-carbon-offsets-biggest-provider-worthless-verra-aoe>
- [63] Hanna Grene. 2023. Microsoft highlights innovation in power and utilities. <https://www.microsoft.com/en-us/industry/blog/energy-and-resources/2023/05/04/microsoft-highlights-innovation-in-power-and-utilities/>
- [64] Joyeeta Gupta, Xuemei Bai, Diana M. Liverman, Johan Rockström, Dahe Qin, Ben Stewart-Koster, Juan C. Rocha, Lisa Jacobson, Jesse F. Abrams, Lauren S. Andersen, David I. Armstrong McKay, Govindasamy Bala, Stuart E. Bunn, Daniel Ciobanu, Fabrice DeClerck, Kristie L. Ebi, Lauren Gifford, Christopher Gordon, Syezlin Hasan, Norichika Kanie, Timothy M. Lenton, Sina Loriani, Awaz Mohamed, Nebojsa Nakicenovic, David Obura, Daniel Ospina, Klaudia Prodan, Crelis Rammelt, Boris Sakschewski, Joeri Scholtens, Thejna Tharammal, Detlef van Vuuren, Peter H. Verburg, Ricarda Winkelmann, Caroline Zimm, Elena Bennett, Anders Bjørn, Stefan Brìngezu, Wendy J. Broadgate, Harriet Bulkeley, Beatrice Crona, Pamela A. Green, Holger Hoff, Lei Huang, Margot Hurlbert, Cristina Y. A. Inoue, Şiir Kilkış, Steven J. Lade, Jianguo Liu, Imran Nadeem, Christopher Ndehedehe, Chukwumerije Okereke, Ilona M. Otto, Simona Pedde, Laura Pereira, Lena Schulte-Uebbing, J. David Tabara, Wim de Vries, Gail Whiteman, Cunde Xiao, Xinwu Xu, Noelia Zafra-Calvo, Xin Zhang, Paola Fezzigna, and Giuliana Gentile. 2024. A just world on a safe planet: a Lancet Planetary Health–Earth Commission report on Earth-system boundaries, translations, and transformations. *The Lancet Planetary Health* 0, 0 (Sept. 2024). [https://doi.org/10.1016/S2542-5196\(24\)00042-1](https://doi.org/10.1016/S2542-5196(24)00042-1) Publisher: Elsevier.
- [65] Maanak Gupta, Charankumar Akiri, Kshitiz Aryal, Eli Parker, and Lopamudra Praharaj. 2023. From ChatGPT to ThreatGPT: Impact of Generative AI in Cybersecurity and Privacy. *IEEE Access* 11 (2023), 80218–80245. <https://doi.org/10.1109/ACCESS.2023.3300381>
- [66] D. Guzzo, B. Walrave, N. Videira, I. C. Oliveira, and D. C. A. Pigosso. 2024. Towards a systemic view on rebound effects: Modelling the feedback loops of rebound mechanisms. *Ecological Economics* 217 (2024), 108050. <https://doi.org/10.1016/j.ecolecon.2023.108050>
- [67] Alexa Hagerty and Igor Rubinov. 2019. Global AI Ethics: A Review of the Social Impacts and Ethical Implications of Artificial Intelligence. <https://doi.org/10.48550/arXiv.1907.07892>
- [68] Evan Halper. 2024. AI's hunger for electric power is threatening U.S. climate goals. *Washington Post* (2024). <https://www.washingtonpost.com/climate-environment/2024/11/19/ai-cop29-climate-data-centers/>
- [69] Evan Halper. 2024. Energy-hungry AI firms bet on these moonshot technologies. *Washington Post* (2024). <https://www.washingtonpost.com/business/2024/12/27/ai-data-centers-energy-nuclear-hydrogen/>
- [70] Yuelin Han, Zhifeng Wu, Pengfei Li, Adam Wierman, and Shaolei Ren. 2024. The Unpaid Toll: Quantifying the Public Health Impact of AI. <https://doi.org/10.48550/arXiv.2412.06288>
- [71] Karen Hao. 2024. Microsoft's Hypocrisy on AI. <https://www.theatlantic.com/technology/archive/2024/09/microsoft-ai-oil-contracts/679804/>
- [72] Ryuichiro Hataya, Han Bao, and Hiromi Arai. 2023. Will Large-scale Generative Models Corrupt Future Datasets? 20555–20565. https://openaccess.thecvf.com/content/ICCV2023/html/Hataya_Will_Large-scale_Generative_Models_Corrupt_Future_Datasets_ICCV_2023_paper.html
- [73] Rebecca Heilweil. 2023. Want to Win a Chip War? You're Gonna Need a Lot of Water. *Wired* (2023). <https://www.wired.com/story/want-to-win-a-chip-war-youre-gonna-need-a-lot-of-water/>
- [74] John Herrman. 2024. AI Investors Are Starting to Wonder: Is This Just a Bubble? <https://nymag.com/intelligencer/article/ai-investors-are-starting-to-wonder-is-this-just-a-bubble.html>
- [75] Isabel Hilton. 2024. Taiwan Makes the Majority of the World's Computer Chips. Now It's Running Out of Electricity. *Wired* (2024). <https://www.wired.com/story/taiwan-makes-the-majority-of-the-worlds-computer-chips-now-its-running-out-of-electricity/>
- [76] ILR School and the Aspen Institute. [n. d.]. How many gig workers are there? <https://www.gigeconomydata.org/basics/how-many-gig-workers-are-there>
- [77] International Energy Agency. 2021. Mineral requirements for clean energy transitions. <https://www.iea.org/reports/the-role-of-critical-minerals-in-clean-energy-transitions/mineral-requirements-for-clean-energy-transitions>

- [78] Mike Isaac and Erin Griffith. 2024. OpenAI Is Growing Fast and Burning Through Piles of Money. *The New York Times* (2024). <https://www.nytimes.com/2024/09/27/technology/openai-chatgpt-investors-funding.html>
- [79] David Jeans. 2021. Data In The Dark: How Big Tech Secretly Secured \$800 Million In Tax Breaks For Data Centers. <https://www.forbes.com/sites/davidjeans/2021/08/19/data-in-the-dark-how-big-tech-secretly-secured-800-million-in-tax-breaks-for-data-centers/> Section: Enterprise Tech.
- [80] Jeff Clabaugh. 2024. Northern Virginia is again the No. 1 data center market, but challenges are mounting. <https://wtop.com/business-finance/2024/03/northern-virginia-again-ranks-no-1-data-center-market-but-challenges-are-mounting/>
- [81] Linda Jeng, Wayne Chang, Kim Duffy, Kristy Lam, and Elissa Maercklein. 2024. Chains of Trust: Combatting Synthetic Data Risks of AI. <https://doi.org/10.2139/ssrn.4854347>
- [82] Jeni Tennison and Tim Davies. 2024. Let's give people power over AI. <https://www.jrf.org.uk/ai-for-public-good/lets-give-people-power-over-ai>
- [83] Jennifer Van Evra. 2021. Carbon offsets might be a dangerous distraction from more effective climate action, experts say. *CBC* (2021). <https://www.cbc.ca/radio/whatonearth/carbon-offsets-might-be-a-dangerous-distraction-from-more-effective-climate-action-experts-say-1.5946764>
- [84] Lynn H. Kaack, Priya L. Donti, Emma Strubell, George Kamiya, Felix Creutzig, and David Rolnick. 2022. Aligning artificial intelligence with climate change mitigation. *Nature Climate Change* 12, 6 (2022), 518–527. <https://doi.org/10.1038/s41558-022-01377-7>
- [85] Jared Kaplan, Sam McCandlish, Tom Henighan, Tom B. Brown, Benjamin Chess, Rewon Child, Scott Gray, Alec Radford, Jeffrey Wu, and Dario Amodei. 2020. Scaling Laws for Neural Language Models. <http://arxiv.org/abs/2001.08361> arXiv:2001.08361 [cs, stat].
- [86] Keach Hagey. 2024. Sam Altman Seeks Trillions of Dollars to Reshape Business of Chips and AI. <https://www.wsj.com/tech/ai/sam-altman-seeks-trillions-of-dollars-to-reshape-business-of-chips-and-ai-89ab3db0>
- [87] Daniel H. Kim. 1992. *Systems Archetypes I: Diagnosing Systemic Issues and Designing High-Leverage Interventions*. Pegasus Communications.
- [88] Daniel H. Kim. 1994. *Systems Archetypes II: Using Systems Archetypes to Take Effective Action*. Pegasus Communications.
- [89] Daniel H. Kim. 2000. *Systems Archetypes III: Understanding Patterns of Behavior and Delay*. Pegasus Communications.
- [90] Spencer Kimball. 2024. Microsoft signs deal to invest more than \$10 billion on renewable energy capacity to power data centers. *CNBC* (2024). <https://www.cnbc.com/2024/05/01/microsoft-brookfield-to-develop-more-than-10point5-gigawatts-of-renewable-energy.html> Section: Energy.
- [91] Beth Kindig. 2024. AI Power Consumption: Rapidly Becoming Mission-Critical. <https://www.forbes.com/sites/bethkindig/2024/06/20/ai-power-consumption-rapidly-becoming-mission-critical/>
- [92] John Kirchenbauer, Jonas Geiping, Yuxin Wen, Jonathan Katz, Ian Miers, and Tom Goldstein. 2024. A Watermark for Large Language Models. <http://arxiv.org/abs/2301.10226> arXiv:2301.10226.
- [93] Kirsten James. 2024. Semiconductor manufacturing and big tech's water challenge. <https://www.weforum.org/stories/2024/07/the-water-challenge-for-semiconductor-manufacturing-and-big-tech-what-needs-to-be-done/>
- [94] Lauren Klein and Catherine D'Ignazio. 2024. Data Feminism for AI. In *Proceedings of the 2024 ACM Conference on Fairness, Accountability, and Transparency (FAccT '24)*. Association for Computing Machinery, New York, NY, USA, 100–112. <https://doi.org/10.1145/3630106.3658543>
- [95] Jon Kleinberg and Manish Raghavan. 2021. Algorithmic monoculture and social welfare. *Proceedings of the National Academy of Sciences* 118, 22 (2021), e2018340118. <https://doi.org/10.1073/pnas.2018340118>
- [96] Jason Koebler. 2024. Project Analyzing Human Language Usage Shuts Down Because 'Generative AI Has Polluted the Data'. <https://www.404media.co/project-analyzing-human-language-usage-shuts-down-because-generative-ai-has-polluted-the-data/>
- [97] Alex Krizhevsky, Ilya Sutskever, and Geoffrey E Hinton. 2012. ImageNet Classification with Deep Convolutional Neural Networks. In *Advances in Neural Information Processing Systems*, Vol. 25. Curran Associates, Inc. <https://proceedings.neurips.cc/paper/2012/hash/c399862d3b9d6b76c8436e924a68c45b-Abstract.html>
- [98] Jennifer L. 2024. Google Ditches Carbon Offsets, Here's Its New Net Zero Focus. <https://carboncredits.com/google-ditches-carbon-offsets-heres-its-new-net-zero-focus/>
- [99] Jennifer L. 2024. Microsoft Strikes 2 Record-Breaking Carbon Credit Deals. <https://carboncredits.com/microsoft-strikes-2-record-breaking-carbon-credit-deals/>
- [100] Travis LaCroix and Simon J. D. Prince. 2023. Deep Learning and Ethics. <https://doi.org/10.48550/arXiv.2305.15239> arXiv:2305.15239 [cs].
- [101] Rafael Laurenti, Jagdeep Singh, Rajib Sinha, Josepha Potting, and Björn Frostell. 2016. Unintended Environmental Consequences of Improvement Actions: A Qualitative Analysis of Systems' Structure and Behavior. *Systems Research and Behavioral Science* 33, 3 (2016), 381–399. <https://doi.org/10.1002/sres.2330>
- [102] Alex Lawson. 2024. Google to buy nuclear power for AI datacentres in 'world first' deal. *The Guardian* (2024). <https://www.theguardian.com/technology/2024/oct/15/google-buy-nuclear-power-ai-datacentres-kairos-power>
- [103] Peter Lee. 2024. Synthetic Data and the Future of AI. <https://papers.ssrn.com/abstract=4722162>
- [104] Leonardo Nicoletti, Naureen Malik, and Andre Tartar. 2024. AI Power Needs Threaten Billions in Damages for US Households. https://www.bloomberg.com/graphics/2024-ai-power-home-appliances/?utm_source=website&utm_medium=share&utm_campaign=copy
- [105] Pengfei Li, Jianyi Yang, Mohammad A. Islam, and Shaolei Ren. 2023. Making AI Less "Thirsty": Uncovering and Addressing the Secret Water Footprint of AI Models. <http://arxiv.org/abs/2304.03271>
- [106] Paul Pu Liang, Chiyu Wu, Louis-Philippe Morency, and Ruslan Salakhutdinov. 2021. Towards Understanding and Mitigating Social Biases in Language Models. In *Proceedings of the 38th International Conference on Machine Learning*. PMLR, 6565–6576. <https://proceedings.mlr.press/v139/liang21a.html>

- [107] Grace Livingstone. 2023. 'It's pillage': thirsty Uruguayans decry Google's plan to exploit water supply. *The Guardian* (2023). <https://www.theguardian.com/world/2023/jul/11/uruguay-drought-water-google-data-center>
- [108] Grace Livingstone. 2024. Anger mounts over environmental cost of Google datacentre in Uruguay. *The Guardian* (2024). <https://www.theguardian.com/global-development/article/2024/aug/01/uruguay-anger-environmental-cost-google-datacentre-carbon-emissions-toxic-waste-water>
- [109] Andrew Lohn. 2023. Scaling AI. <https://cset.georgetown.edu/publication/scaling-ai/>
- [110] Lin Long, Rui Wang, Ruixuan Xiao, Junbo Zhao, Xiao Ding, Gang Chen, and Haobo Wang. 2024. On LLMs-Driven Synthetic Data Generation, Curation, and Evaluation: A Survey. <http://arxiv.org/abs/2406.15126>
- [111] Ullrich Lorenz, Javad Keypour, Nike Sudikatis, and Jens Konrad. 2024. Systemic Properties of Key Production and Consumption Areas - Case studies from the core systems: Food, Energy, Mobility and Housing. *ETC ST Report 2024/2, EEA, Copenhagen* (2024). <https://doi.org/10.5281/ZENODO.12188015>
- [112] Alexandra Sasha Luccioni and Alex Hernandez-Garcia. 2023. Counting Carbon: A Survey of Factors Influencing the Emissions of Machine Learning. <https://doi.org/10.48550/arXiv.2302.08476>
- [113] Sasha Luccioni, Yacine Jernite, and Emma Strubell. 2024. Power Hungry Processing: Watts Driving the Cost of AI Deployment?. In *Proceedings of the 2024 ACM Conference on Fairness, Accountability, and Transparency (FAccT '24)*. Association for Computing Machinery, New York, NY, USA, 85–99. <https://doi.org/10.1145/3630106.3658542>
- [114] Sasha Luccioni, Bruna Trevelin, and Margaret Mitchell. 2024. The Environmental Impacts of AI - Primer. <https://huggingface.co/blog/sasha/ai-environment-primer>
- [115] Aisha Malik. 2023. OpenAI's ChatGPT now has 100 million weekly active users. <https://techcrunch.com/2023/11/06/openais-chatgpt-now-has-100-million-weekly-active-users/>
- [116] Eric Masanet and Nuoa Lei. 2020. How Much Energy Do Data Centers Really Use? <https://energyinnovation.org/2020/03/17/how-much-energy-do-data-centers-really-use/>
- [117] Dan McQuillan. 2022. *Resisting AI: an anti-fascist approach to artificial intelligence*. University Press, Bristol.
- [118] Donella Meadows, Jorgen Randers, and Dennis Meadows. 2004. *Limits to Growth: The 30-Year Update*. Chelsea Green Publishing.
- [119] Donella H. Meadows. 2011. *Thinking in systems: a primer*. Chelsea Green Pub.
- [120] Donella H Meadows, Dennis L Meadows, and Jørgen Randers. 1972. The limits to growth: A report for the Club of Rome's project on the predicament of mankind. *New York: Universe Books* (1972).
- [121] Ulises A. Mejias and Nick Couldry. 2024. *Data Grab: The New Colonialism of Big Tech and How to Fight Back*. University of Chicago Press. <https://www.degruyter.com/document/doi/10.7208/chicago/9780226832319/html>
- [122] Melissa Heikkilä and Stephanie Arnett. 2024. This is where the data to build AI comes from. <https://www.technologyreview.com/2024/12/18/1108796/this-is-where-the-data-to-build-ai-comes-from/>
- [123] Melodie Michel. 2024. Meta to buy millions of carbon credits from LatAm forests. <https://www.csolfutures.com/news/meta-to-purchase-millions-of-carbon-credits-from-latin-american-forests/>
- [124] Meta Sustainability. 2024. Our approach to clean and renewable energy. <https://sustainability.atmeta.com/blog/2024/10/14/our-approach-to-clean-and-renewable-energy/>
- [125] Cade Metz, Cecilia Kang, Sheera Frenkel, Stuart A. Thompson, and Nico Grant. 2024. How Tech Giants Cut Corners to Harvest Data for A.I. *The New York Times* (2024). <https://www.nytimes.com/2024/04/06/technology/tech-giants-harvest-data-artificial-intelligence.html>
- [126] Tripp Mickle. 2024. Nvidia Doubles Profit as A.I. Chip Sales Soar. *The New York Times* (2024). <https://www.nytimes.com/2024/11/20/technology/nvidia-earnings-chips-ai.html>
- [127] Dan Milmo and Dan Milmo Global technology editor. 2024. Google's emissions climb nearly 50% in five years due to AI energy demand. *The Guardian* (2024). <https://www.theguardian.com/technology/article/2024/jul/02/google-ai-emissions>
- [128] Ethan Mollick. 2024. Scaling: The State of Play in AI. <https://www.oneusefulthing.org/p/scaling-the-state-of-play-in-ai>
- [129] Scott Monteith, Tasha Glenn, John R. Geddes, Peter C. Whybrow, Eric Achtyes, and Michael Bauer. 2024. Artificial intelligence and increasing misinformation. *The British Journal of Psychiatry* 224, 2 (2024), 33–35. <https://doi.org/10.1192/bjp.2023.136>
- [130] Bonnie Nardi, Bill Tomlinson, Donald J. Patterson, Jay Chen, Daniel Pargman, Barath Raghavan, and Birgit Penzenstadler. 2018. Computing within limits. *Commun. ACM* 61, 10 (2018), 86–93. <https://doi.org/10.1145/3183582>
- [131] Natasha White. 2023. Bogus Carbon Credits a 'Pervasive' Problem, Scientists Warn. *TIME* (2023). <https://time.com/6264772/study-most-carbon-credits-are-bogus/>
- [132] Nestor Maslej, Loredana Fattorini,, Raymond Perrault, Vanessa Parli, Anka Reuel, Erik Brynjolfsson, John Etchemendy, Katrina Ligett, Terah Lyons, James Manyika, Juan Carlos Niebles, Yoav Shoham, Russell Wald, and Jack Clark. 2024. *The AI Index 2024 Annual Report*. Technical Report. nstitute for Human-Centered AI, Stanford University, Stanford, CA. <https://aiindex.stanford.edu/report/>
- [133] Luan Thanh Nguyen, Shyama Ratnasiri, Liam Wagner, Dan The Nguyen, and Nicholas Rohde. 2024. Solar rebound effects: Short and long term dynamics. *Renewable Energy* 223 (2024), 120051. <https://doi.org/10.1016/j.renene.2024.120051>
- [134] Caroline O'Donovan. 2024. Fighting back against data centers, one small town at a time. *Washington Post* (2024). <https://www.washingtonpost.com/technology/2024/10/05/data-center-protest-community-resistance/>
- [135] Antonio Olivo. 2024. Internet data centers are fueling drive to old power source: Coal. *Washington Post* (2024). <https://www.washingtonpost.com/business/interactive/2024/data-centers-internet-power-source-coal/>

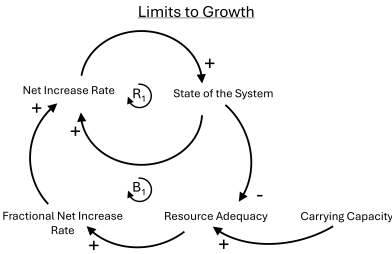
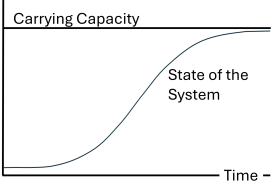
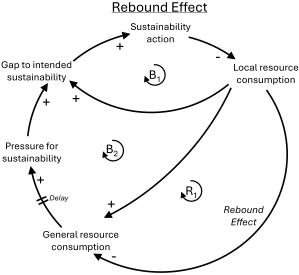
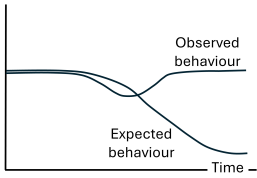
- [136] Cathy O’Neil. 2017. *Weapons of Math Destruction: How Big Data Increases Inequality and Threatens Democracy*. Crown.
- [137] James Templearchive page. 2024. Google, Amazon and the problem with Big Tech’s climate claims. <https://www.technologyreview.com/2024/07/17/1095019/google-amazon-and-the-problem-with-big-techs-climate-claims/>
- [138] Billy Perrigo. 2023. Exclusive: The \$2 Per Hour Workers Who Made ChatGPT Safer. <https://time.com/6247678/openai-chatgpt-kenya-workers/>
- [139] Pranshu Verma and Shelly Tan. 2024. A bottle of water per email: the hidden environmental costs of using AI chatbots. *Washington Post* (2024). <https://www.washingtonpost.com/technology/2024/09/18/energy-ai-use-electricity-water-data-centers/>
- [140] Benedict S. Probst, Malte Toetzke, Andreas Kontoleon, Laura Díaz Anadón, Jan C. Minx, Barbara K. Haya, Lambert Schneider, Philipp A. Trotter, Thales A. P. West, Annelise Gill-Wiehl, and Volker H. Hoffmann. 2024. Systematic assessment of the achieved emission reductions of carbon crediting projects. *Nature Communications* 15, 1 (2024). <https://doi.org/10.1038/s41467-024-53645-z>
- [141] Bogdana Rakova and Roel Dobbe. 2023. Algorithms as Social-Ecological-Technological Systems: an Environmental Justice Lens on Algorithmic Audits. In *Proceedings of the 2023 ACM Conference on Fairness, Accountability, and Transparency (FAccT ’23)*. Association for Computing Machinery, New York, NY, USA, 491. <https://doi.org/10.1145/3593013.3594014>
- [142] Ishfaq Hussain Rather, Sushil Kumar, and Amir H. Gandomi. 2024. Breaking the data barrier: a review of deep learning techniques for democratizing AI with small datasets. *Artificial Intelligence Review* 57, 9 (2024), 226. <https://doi.org/10.1007/s10462-024-10859-3>
- [143] Akshat Rathi and Dina Bass. 2024. Microsoft’s AI Investment Imperils Climate Goal As Emissions Jump 30% - Bloomberg. <https://www.bloomberg.com/news/articles/2024-05-15/microsoft-s-ai-investment-imperils-climate-goal-as-emissions-jump-30?embedded-checkout=true>
- [144] Akshat Rathi, Natasha White, and Demetrios Pogkas Green. 2022. Big Companies Claim ‘Carbon Neutrality’ Using Junk Carbon Offsets. *Bloomberg.com* (2022). <https://www.bloomberg.com/graphics/2022-carbon-offsets-renewable-energy/>
- [145] Kate Raworth. 2017. *Doughnut economics: seven ways to think like a 21st century economist*. Chelsea Green Publishing, White River Junction, Vermont.
- [146] Reed Cassady and Sam Peters. 2024. The challenge of powering AI. <https://www.franklintempleton.ca/en-ca/articles/2024/clearbridge-investments-the-challenge-of-powering-ai>
- [147] Katherine Richardson, Will Steffen, Wolfgang Lucht, Jørgen Bendtsen, Sarah E. Cornell, Jonathan F. Donges, Markus Drüke, Ingo Fetzer, Govindasamy Bala, Werner von Bloh, Georg Feulner, Stephanie Fiedler, Dieter Gerten, Tom Gleeson, Matthias Hofmann, Willem Huiskamp, Matti Kummu, Chinchu Mohan, David Nogués-Bravo, Stefan Petri, Miina Porkka, Stefan Rahmstorf, Sibyll Schaphoff, Kirsten Thonicke, Arne Tobian, Vili Virkki, Lan Wang-Erlandsson, Lisa Weber, and Johan Rockström. 2023. Earth beyond six of nine planetary boundaries. *Science Advances* 9, 37 (Sept. 2023). <https://doi.org/10.1126/sciadv.adh2458>
- [148] Matthias C. Rillig, Marlene Ågerstrand, Mohan Bi, Kenneth A. Gould, and Uli Sauerland. 2023. Risks and Benefits of Large Language Models for the Environment. *Environmental Science & Technology* 57, 9 (2023), 3464–3466. <https://doi.org/10.1021/acs.est.3c01106>
- [149] Johan Rockström, Louis Kotzé, Svetlana Milutinović, Frank Biermann, Victor Brovkin, Jonathan Donges, Jonas Ebbesson, Duncan French, Joyeeta Gupta, Rakhyn Kim, Timothy Lenton, Dominic Lenzi, Nebojsa Nakicenovic, Barbara Neumann, Fabian Schuppert, Ricarda Winkelmann, Klaus Bosselmann, Carl Folke, Wolfgang Lucht, David Schlosberg, Katherine Richardson, and Will Steffen. 2024. The planetary commons: A new paradigm for safeguarding Earth-regulating systems in the Anthropocene. *Proceedings of the National Academy of Sciences* 121, 5 (Jan. 2024), e2301531121. <https://doi.org/10.1073/pnas.2301531121> Publisher: Proceedings of the National Academy of Sciences.
- [150] Johan Rockström, Will Steffen, Kevin Noone, Åsa Persson, F. Stuart Chapin, Eric Lambin, Timothy M. Lenton, Marten Scheffer, Carl Folke, Hans Joachim Schellnhuber, Björn Nykvist, Cynthia A. de Wit, Terry Hughes, Sander van der Leeuw, Henning Rodhe, Sverker Sörlin, Peter K. Snyder, Robert Costanza, Uno Svedin, Malin Falkenmark, Louise Karlberg, Robert W. Corell, Victoria J. Fabry, James Hansen, Brian Walker, Diana Liverman, Katherine Richardson, Paul Crutzen, and Jonathan Foley. 2009. Planetary Boundaries: Exploring the Safe Operating Space for Humanity. *Ecology and Society* 14, 2 (2009). <https://www.jstor.org/stable/26268316>
- [151] Roger Wehner. 2023. 5 ways AWS data centers benefit local communities. <https://www.aboutamazon.com/news/aws/aws-data-center-economic-impact-study>
- [152] Anna Rogers and Alexandra Sasha Luccioni. 2024. Position: Key Claims in LLM Research Have a Long Tail of Footnotes. <https://doi.org/10.48550/arXiv.2308.07120>
- [153] Saijel Kishan. 2024. ‘It’s a Money Loser’: Tax Breaks for Data Centers Are Under Fire. *Bloomberg.com* (2024). <https://www.bloomberg.com/news/articles/2024-05-09/ai-boom-has-some-states-rethinking-subsidies-for-data-centers>
- [154] Andrea Saltelli, Dorothy J. Dankel, Monica Di Fiore, Nina Holland, and Martin Pigeon. 2022. Science, the endless frontier of regulatory capture. *Futures* 135 (2022), 102860. <https://doi.org/10.1016/j.futures.2021.102860>
- [155] Siddharth Samsi, Dan Zhao, Joseph McDonald, Baolin Li, Adam Michaleas, Michael Jones, William Bergeron, Jeremy Kepner, Devsh Tiwari, and Vijay Gadepally. 2023. From Words to Watts: Benchmarking the Energy Costs of Large Language Model Inference. <https://doi.org/10.48550/arXiv.2310.03003>
- [156] Adam Satariano and Mike Isaac. 2021. The Silent Partner Cleaning Up Facebook for \$500 Million a Year. *The New York Times* (2021). <https://www.nytimes.com/2021/08/31/technology/facebook-accenture-content-moderation.html>
- [157] Harry D. Saunders and Jeffrey Y. Tsao. 2012. Rebound effects for lighting. *Energy Policy* 49 (Oct. 2012), 477–478. <https://doi.org/10.1016/j.enpol.2012.06.050>
- [158] Emil Sayegh. 2024. The Billion-Dollar AI Gamble: Data Centers As The New High-Stakes Game. <https://www.forbes.com/sites/emilsayegh/2024/09/30/the-billion-dollar-ai-gamble-data-centers-as-the-new-high-stakes-game/>

- [159] Peter M Senge. 1997. The Fifth Discipline. *Measuring Business Excellence* 1, 3 (1997), 46–51. <https://doi.org/10.1108/eb025496>
- [160] Ivan Smetannikov Serokell. 2023. What happens when we run out of data for AI models. <https://venturebeat.com/ai/what-happens-when-we-run-out-of-data-for-ai-models/>
- [161] Jaime Sevilla, Lennart Heim, Anson Ho, Tamay Besiroglu, Marius Hobbhahn, and Pablo Villalobos. 2022. Compute Trends Across Three Eras of Machine Learning. <https://doi.org/10.48550/arXiv.2202.05924>
- [162] Jaime Sevilla, Tamay Besiroglu, Ben Cottier, Josh You, Edu Roldán, Pablo Villalobos, and Ege Erdil. 2024. *Can AI Scaling Continue Through 2030?* Technical Report. epoch.ai. <https://epochai.org/blog/can-ai-scaling-continue-through-2030>
- [163] Chirag Shah and Emily M. Bender. 2022. Situating Search. In *Proceedings of the 2022 Conference on Human Information Interaction and Retrieval (CHIIR '22)*. Association for Computing Machinery, New York, NY, USA, 221–232. <https://doi.org/10.1145/3498366.3505816>
- [164] Chirag Shah and Emily M. Bender. 2024. Envisioning Information Access Systems: What Makes for Good Tools and a Healthy Web? *ACM Transactions on the Web* 18, 3 (2024), 1–24. <https://doi.org/10.1145/3649468>
- [165] Shaolei Ren. 2023. How much water does AI consume? The public deserves to know. <https://oecd.ai/en/wonk/how-much-water-does-ai-consume>
- [166] Ilya Shumailov, Zakhar Shumaylov, Yiren Zhao, Nicolas Papernot, Ross Anderson, and Yarin Gal. 2024. AI models collapse when trained on recursively generated data. *Nature* 631, 8022 (2024), 755–759. <https://doi.org/10.1038/s41586-024-07566-y>
- [167] Similarweb. [n. d.]. chatgpt.com Traffic Analytics, Ranking & Audience [December 2024]. <https://www.similarweb.com/website/chatgpt.com/>
- [168] Nathalie A. Smuha. 2021. Beyond the Individual: Governing AI’s Societal Harm. <https://papers.ssrn.com/abstract=3941956>
- [169] Jake Spring and Jake Spring. 2024. Firms including Amazon to buy \$180 million in carbon credits from namesake rainforest. *Reuters* (2024). <https://www.reuters.com/sustainability/firms-including-amazon-buy-180-million-carbon-credits-namesake-rainforest-2024-09-24/>
- [170] Lee Stapleton, Steve Sorrell, and Tim Schwanen. 2016. Estimating direct rebound effects for personal automotive travel in Great Britain. *Energy Economics* 54 (2016), 313–325. <https://doi.org/10.1016/j.eneco.2015.12.012>
- [171] Will Steffen, Katherine Richardson, Johan Rockström, Sarah E. Cornell, Ingo Fetzer, Elena M. Bennett, Reinette Biggs, Stephen R. Carpenter, Wim de Vries, Cynthia A. de Wit, Carl Folke, Dieter Gerten, Jens Heinke, Georgina M. Mace, Linn M. Persson, Veerabhadran Ramanathan, Belinda Reyers, and Sverker Sörlin. 2015. Planetary boundaries: Guiding human development on a changing planet. *Science* 347, 6223 (2015), 1259855. <https://doi.org/10.1126/science.1259855>
- [172] J Sterman. 2000. Business Dynamics—Systems Thinking and Modeling for a Complex World. *Journal of the Operational Research Society* 53, 4 (2000), 472–473. <https://doi.org/10.1057/palgrave.jors.2601336>
- [173] Ilya Sutskever. 2024. NeurIPS Test Of Time. <https://neurips.cc/virtual/2024/test-of-time/105032>
- [174] Ben Tarnoff and Kim Tarnoff. 2020. Tech Workers Versus the Pentagon. <https://collectiveaction.tech/2020/tech-workers-versus-the-pentagon/>
- [175] J. Y. Tsao, H. D. Saunders, J. R. Creighton, M. E. Coltrin, and J. A. Simmons. 2010. Solid-state lighting: an energy-economics perspective. *Journal of Physics D: Applied Physics* 43, 35 (Aug. 2010), 354001. <https://doi.org/10.1088/0022-3727/43/35/354001> Publisher: IOP Publishing.
- [176] Lewis Tunstall, Leandro von Werra, Thomas Wolf, and Aurélien Géron. 2022. *Natural language processing with Transformers: building language applications with Hugging Face*. O’Reilly.
- [177] UN General Assembly. 2024. *The Pact for the Future*. Number A/RES/79/1 in Resolutions. United Nations, New York. <https://www.un.org/en/summit-of-the-future/pact-for-the-future>
- [178] Charlotte Franziska Unruh, Charlotte Haid, Fottner Johannes, and Tim Büthe. 2022. Human Autonomy in Algorithmic Management. In *Proceedings of the 2022 AAAI/ACM Conference on AI, Ethics, and Society (AI/ES '22)*. Association for Computing Machinery, New York, NY, USA, 753–762. <https://doi.org/10.1145/3514094.3534168>
- [179] Urs Hölzle. 2022. Our commitment to climate-conscious data center cooling. <https://blog.google/outreach-initiatives/sustainability/our-commitment-to-climate-conscious-data-center-cooling/>
- [180] Gijs van Maanen. 2022. AI Ethics, Ethics Washing, and the Need to Politicize Data Ethics. *Digital Society* 1, 2 (2022), 9. <https://doi.org/10.1007/s44206-022-00013-3>
- [181] Mikhail Varantsou. 2024. *Image Rights in the Age of AI and Deep Fakes*. Ph. D. Dissertation. Jagiellonian University. <https://ruj.uj.edu.pl/entities/publication/b3deb8e2-056f-4e4d-8c30-a847412a20e5>
- [182] Gaël Varoquaux, Alexandra Sasha Luccioni, and Meredith Whittaker. 2024. Hype, Sustainability, and the Price of the Bigger-is-Better Paradigm in AI. <https://doi.org/10.48550/arXiv.2409.14160>
- [183] Ashish Vaswani, Noam Shazeer, Niki Parmar, Jakob Uszkoreit, Llion Jones, Aidan N Gomez, Łukasz Kaiser, and Illia Polosukhin. 2017. Attention is All you Need. In *Advances in Neural Information Processing Systems*, Vol. 30. Curran Associates, Inc. <https://papers.nips.cc/paper/2017/hash/3f5ee243547dee91fdb053c1c4a845aa-Abstract.html>
- [184] Pablo Villalobos, Anson Ho, Jaime Sevilla, Tamay Besiroglu, Lennart Heim, and Marius Hobbhahn. 2024. Will we run out of data? Limits of LLM scaling based on human-generated data. <https://doi.org/10.48550/arXiv.2211.04325>
- [185] Qi Wang, Nan Huang, Zhuo Chen, Xiaowen Chen, Hanying Cai, and Yunpeng Wu. 2023. Environmental data and facts in the semiconductor manufacturing industry: An unexpected high water and energy consumption situation. *Water Cycle* 4 (2023), 47–54. <https://doi.org/10.1016/j.watcyc.2023.01.004>
- [186] Kellie Wardman. 2016. Balancing Loops with Delays. <https://thesystemsthinker.com/balancing-loops-with-delays/>
- [187] Kevin Wei, Carson Ezell, Nick Gabrieli, and Chinmay Deshpande. 2024. How Do AI Companies “Fine-Tune” Policy? Examining Regulatory Capture in AI Governance. *Proceedings of the AAAI/ACM Conference on AI, Ethics, and Society* 7 (2024), 1539–1555. <https://doi.org/10.1609/aies.v7i1.31745>

- [188] Laura Weidinger, Jonathan Uesato, Maribeth Rauh, Conor Griffin, Po-Sen Huang, John Mellor, Amelia Glaese, Myra Cheng, Borja Balle, Atoosa Kasirzadeh, Courtney Biles, Sasha Brown, Zac Kenton, Will Hawkins, Tom Stepleton, Abeba Birhane, Lisa Anne Hendricks, Laura Rimell, William Isaac, Julia Haas, Sean Legassick, Geoffrey Irving, and Iason Gabriel. 2022. Taxonomy of Risks posed by Language Models. In *2022 ACM Conference on Fairness, Accountability, and Transparency*. ACM, Seoul Republic of Korea, 214–229. <https://doi.org/10.1145/3531146.3533088>
- [189] Cedric Deslandes Whitney and Justin Norman. 2024. Real Risks of Fake Data: Synthetic Data, Diversity-Washing and Consent Circumvention. In *Proceedings of the 2024 ACM Conference on Fairness, Accountability, and Transparency (FAccT '24)*. Association for Computing Machinery, New York, NY, USA, 1733–1744. <https://doi.org/10.1145/3630106.3659002>
- [190] Meredith Whittaker. 2021. The steep cost of capture. *Interactions* 28, 6 (2021), 50–55. <https://doi.org/10.1145/3488666>
- [191] David Gray Widder and Mar Hicks. 2024. Watching the Generative AI Hype Bubble Deflate. <https://doi.org/10.48550/arXiv.2408.08778>
- [192] Martina Willenbacher, Torsten Hornauer, and Volker Wohlgemuth. 2022. Rebound Effects in Methods of Artificial Intelligence. In *Advances and New Trends in Environmental Informatics*, Volker Wohlgemuth, Stefan Naumann, Grit Behrens, and Hans-Knud Arndt (Eds.). Springer International Publishing, Cham, 73–85. https://doi.org/10.1007/978-3-030-88063-7_5
- [193] Adrienne Williams, Milagros Miceli, and Timnit Gebru. 2022. The Exploited Labor Behind Artificial Intelligence. <https://www.noemamag.com/the-exploited-labor-behind-artificial-intelligence>
- [194] Matteo Wong. 2024. Silicon Valley’s Trillion-Dollar Leap of Faith. <https://www.theatlantic.com/technology/archive/2024/07/ai-companies-unprofitable/679278/>
- [195] Dustin Wright, Christian Igel, Gabrielle Samuel, and Raghavendra Selvan. 2023. Efficiency is Not Enough: A Critical Perspective of Environmentally Sustainable AI. <https://doi.org/10.48550/arXiv.2309.02065>
- [196] Sierra Wyllie, Ilia Shumailov, and Nicolas Papernot. 2024. Fairness Feedback Loops: Training on Synthetic Data Amplifies Bias. In *Proceedings of the 2024 ACM Conference on Fairness, Accountability, and Transparency (FAccT '24)*. Association for Computing Machinery, New York, NY, USA, 2113–2147. <https://doi.org/10.1145/3630106.3659029>
- [197] Xiaodan Xing, Fadong Shi, Jiahao Huang, Yinzhe Wu, Yang Nan, Sheng Zhang, Yingying Fang, Mike Roberts, Carola-Bibiane Schönlieb, Javier Del Ser, and Guang Yang. 2024. When AI Eats Itself: On the Caveats of AI Autophagy. <https://doi.org/10.48550/arXiv.2405.09597>
- [198] Danni Xu, Shaojing Fan, and Mohan Kankanhalli. 2023. Combating Misinformation in the Era of Generative AI Models. In *Proceedings of the 31st ACM International Conference on Multimedia (MM '23)*. Association for Computing Machinery, New York, NY, USA, 9291–9298. <https://doi.org/10.1145/3581783.3612704>
- [199] Meg Young, Michael Katell, and P.M. Krafft. 2022. Confronting Power and Corporate Capture at the FAccT Conference. In *2022 ACM Conference on Fairness, Accountability, and Transparency*. ACM, Seoul Republic of Korea, 1375–1386. <https://doi.org/10.1145/3531146.3533194>
- [200] Xuandong Zhao, Kexun Zhang, Zihao Su, Saastha Vasani, Ilya Grishchenko, Christopher Kruegel, Giovanni Vigna, Yu-Xiang Wang, and Lei Li. 2023. Invisible Image Watermarks Are Provably Removable Using Generative AI. <https://doi.org/10.48550/arXiv.2306.01953> [arXiv:2306.01953 \[cs\]](https://arxiv.org/abs/2306.01953).
- [201] Jiawei Zhou, Yixuan Zhang, Qianni Luo, Andrea G Parker, and Munmun De Choudhury. 2023. Synthetic Lies: Understanding AI-Generated Misinformation and Evaluating Algorithmic and Human Solutions. In *Proceedings of the 2023 CHI Conference on Human Factors in Computing Systems (CHI '23)*. Association for Computing Machinery, New York, NY, USA, 1–20. <https://doi.org/10.1145/3544548.3581318>
- [202] Shoshana Zuboff. 2023. The Age of Surveillance Capitalism. In *Social Theory Re-Wired* (3 ed.). Routledge.
- [203] Tufan Özsoy. 2024. The “energy rebound effect” within the framework of environmental sustainability. *WIREs Energy and Environment* 13, 2 (2024). <https://doi.org/10.1002/wene.517>

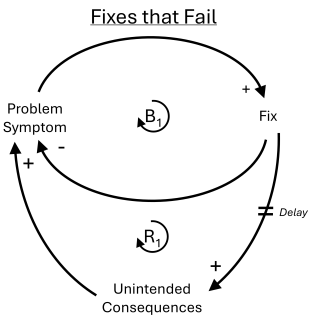
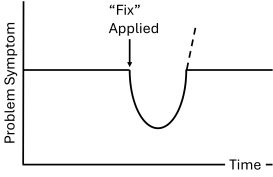
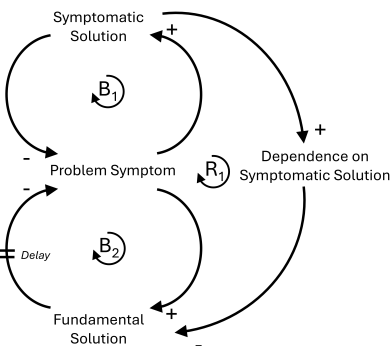
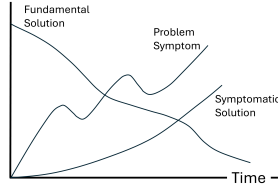
A System Dynamics Archetypes

Table 1. Select System Dynamics Archetypes

Archetype	Behaviour over Time (BoT)	Description and Example
 <p>The diagram for 'Limits to Growth' shows a reinforcing loop (R1) where 'Net Increase Rate' leads to 'State of the System', which in turn leads back to 'Net Increase Rate'. A balancing loop (B1) starts with 'State of the System' leading to 'Resource Adequacy', which leads to 'Fractional Net Increase Rate', which then leads back to 'Net Increase Rate'. 'Carrying Capacity' also influences 'Resource Adequacy'.</p>	 <p>The graph shows 'Carrying Capacity' as a horizontal line. The 'State of the System' is represented by an S-shaped curve that starts at the origin and levels off at the carrying capacity over 'Time'.</p>	<p>The limits to growth archetype is used to model “S-shaped growth” in which exponential growth starts fast but then slows as it approaches limits imposed by constraints [172]. For example, marketing leads to increased sales and thus increased revenue, which increases the marketing budget until the increased sales also increase the need for customer service. The customer service capacity limits the quality of customer service, causing decreased revenue. At this point, increasing the market budget as before will not cause increased revenues [88]. Exponential growth occurs while the reinforcing loop is dominant. As the resource adequacy declines (customer service capacity), the balancing loop increasingly dominates the dynamics [172].</p>
 <p>The diagram for 'Rebound Effect' shows a reinforcing loop (R1) where 'Local resource consumption' leads to 'Rebound Effect', which leads back to 'Local resource consumption'. A balancing loop (B1) starts with 'Local resource consumption' leading to 'Sustainability action', which leads to 'Gap to intended sustainability', which then leads back to 'Local resource consumption'. 'Pressure for sustainability' also influences 'Sustainability action'. A delay is shown between 'General resource consumption' and 'Local resource consumption'.</p>	 <p>The graph shows 'Expected behaviour' as a curve that starts at a high level and gradually declines. 'Observed behaviour' follows the expected curve initially but then dips below it, showing a rebound effect.</p>	<p>Rebound effects are not a classic archetype but are a common trajectory for systems. The sample CLD provided is adapted from [66] and the BoT from [111]. For rebound effects, efficiency improvements lead to increased usage of the resource counteracting the efficiency gains. For example, fuel efficiencies can cause more car travel thereby increasing fuel usage [170]. Rebound effects can occur by several different mechanisms, detailed comprehensively in [66].</p>

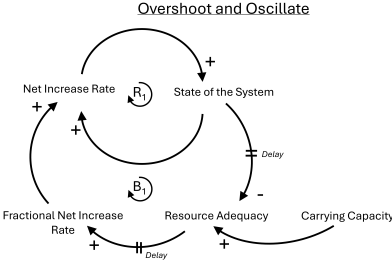
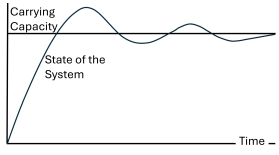
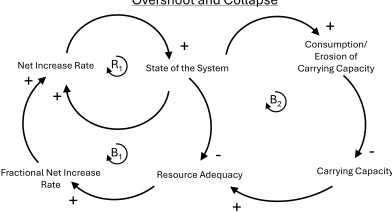
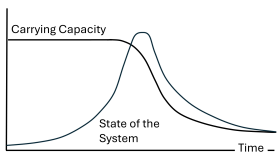
Continued on next page

Table 1. Select System Dynamics Archetypes

Archetype	Behaviour over Time (BoT)	Description and Example
 <p>Fixes that Fail</p> <p>The diagram shows a reinforcing loop (B₁) where a 'Problem Symptom' leads to a 'Fix', which in turn leads to 'Unintended Consequences', which then leads back to 'Problem Symptom'. A balancing loop (R₁) is formed by the 'Fix' leading to 'Unintended Consequences' with a 'Delay', which then leads back to 'Problem Symptom'.</p>	 <p>The graph plots 'Problem Symptom' on the y-axis against 'Time' on the x-axis. A horizontal line represents the initial level. An arrow labeled 'Fix Applied' points to a sharp dip in the curve. The curve then rises back to the original level. A dotted line shows the curve rising above the original level after the fix is applied.</p>	<p>The fixes that fail archetype warns against the instinct to implement “quick fixes”. In this archetype, a situation has worsened to a crisis level, leading to the implementation of a quick fix. Rather than solving the issue, the fix causes unintended consequences that over time does not resolve the original problem and can sometimes exacerbate it (shown by the dotted line in the BoT) [89]. For example, expediting customer orders (fix) to alleviate customer dissatisfaction (problem) causes disruptions to the shipping workflow (unintended consequences) which makes customers unhappy again because of the late orders [87].</p>
 <p>Shifting the Burden</p> <p>The diagram shows two reinforcing loops (B₁ and B₂) and one balancing loop (R₁). Loop B₁ connects 'Symptomatic Solution' to 'Problem Symptom'. Loop B₂ connects 'Fundamental Solution' to 'Problem Symptom'. Loop R₁ connects 'Problem Symptom' to 'Dependence on Symptomatic Solution', which then leads to 'Symptomatic Solution'. There is a 'Delay' between 'Fundamental Solution' and 'Problem Symptom'.</p>	 <p>The graph plots three variables over 'Time'. 'Fundamental Solution' starts high and decreases over time. 'Problem Symptom' starts low and oscillates with increasing amplitude. 'Symptomatic Solution' starts at zero and increases over time.</p>	<p>Similar to fixes that fail, the shifting the burden archetype models situations where a reaction is needed to an urgent problem resulting in the implementation of a “quick fix”. A symptomatic solution is applied to resolve a problem which creates a diversion (or sometimes a side effect of dependency on the symptomatic solution) from the fundamental solution [87]. The difference in the two archetypes is that fixes that fail requires identifying the correct solution whereas shifting the burden requires identifying a “fundamental capability” that needs to be established. [89]. For example, a team depends on one employee who knows how to use the printer. This creates a dependence on that employee who may later quit, leaving the team unable to use the printer.</p>

Continued on next page

Table 1. Select System Dynamics Archetypes

Archetype	Behaviour over Time (BoT)	Description and Example
		<p>The overshoot and oscillate archetype occurs when the negative loop in a S-shaped growth has significant time delays. For example, if a company faced increased demand for their product, they would increase the production of that product to meet the growth in demand [186]. However, if production is already at capacity, this creates a delay before production can be scaled. By the time the production is scaled, there is overshoot in the production causing an over-correction in the opposite direction resulting in oscillation [172].</p>
		<p>Overshoot and collapse occurs when the carrying capacity is eroded by the system. An often cited example of this is overfishing causing irreversible erosion of the carrying capacity making it unable to regenerate and thus collapse [172]. Increasingly this is a prospect for planetary ecosystems.</p>

B Causal Relationships of AI Scaling

Table 2. Details on the variables, causal relationships, and rationale for Figs. 4-7

Loop	Variables, Causal Link, Polarity	Description and rationale/examples
Figure 4		
R ₁	Scale of models →+ Documented model performance	As the scale of models increases, there is an increase in performance gains which results in increased recognized and documented model performance. For example, increased scaling enabled by ImageNet [38] led to the development of AlexNet [97]. The performance gains achieved by AlexNet lead to a broader documentation and recognition of a new benchmark in model performance [97].
R ₁	Documented model performance →+ Capital investment	As documented and modeled performance has increased, capital investment in AI has increased, e.g., [5].
Continued on next page		

Table 2. Details on the variables, causal relationships, and rationale for Figs. 4-7

Loop	Variables, Causal Link, Polarity	Description and rationale/examples
R ₁	Capital investment →+ Scale of models	As capital investment increases, the scale of models also increases due to investments in R&D, operations, technical advancements, etc.
R ₂	AI hype →+ Competitive pressure	Increased AI hype leads to more competitive pressure between frontier companies, as they race to achieve the hyped, “transformational” capabilities of AI.
R ₂	Competitive pressure →+ Capital investment	Increased competitive pressure leads to increased capital investment that is sought by the AI industry in order to scale models.
R ₃	Capital investment →+ AI hype	Increased capital investment leads to increased AI hype because the monetary investment shows that investors believe and support the narrative that AI is transformational and has many benefits and will result in increased profits.
R ₃	AI hype →+ Capital investment	Increased AI hype leads to increased capital investment because increased marketing around AI spurs more investment cycles.
R ₄	Documented model performance →+ AI hype	An increase in documented model performance results in more AI hype because it reinforces the narrative of “bigger-is-better” in AI scaling [182].
R ₅	Capital investment →+ Scale of hardware	Higher levels of capital investment lead to increased scale of hardware, such as data centers [194].
R ₆	Scale of models →+ Scale of hardware	As the scale of models increases, the scale of hardware must also increase in order to support it [114].
R ₆	Scale of hardware →+ Scale of models	As the scale of hardware increases (e.g., better GPUs), the scale of models also increases (e.g., increased compute) [114].
B ₁	Ability to scale models →+ Scale of models	Increased ability to scale models results in more scaling of the models. This means that increasing the ability would enable increased scaling of model parameters, volume of data, and amount of compute [85].
B ₁	Scale of models →- Ability to scale models	As the scale of models increases, we have less ability to scale them even further (based on diminishing returns for performance) [109].
	Capacity of scaling as per scaling laws →+ Ability to scale models	As the capacity of scaling as per scaling laws increases, there is increased ability to scale models. Currently this is a limit due to the scaling laws of AI [35, 85].
	Scale of hardware →+ Emissions and natural resource consumption	As the scale of hardware increases, the resulting emissions and natural resource usage also increases. For example, more powerful GPUs enable greater amounts of power consumption [91].
	Scale of models →+ Emissions and natural resource consumption	As the scale of models increases, the resulting emissions and natural resource usage also increases. For example, more parameters lead to more CO ₂ emissions [114].

Continued on next page

Table 2. Details on the variables, causal relationships, and rationale for Figs. 4-7

Loop	Variables, Causal Link, Polarity	Description and rationale/examples
	Emissions and natural resource consumption $\rightarrow+$ Environmental damages	Increased emissions and natural resource usage results in environmental damages that contribute to breaching planetary boundaries [34, 150].
	Emissions and natural resource consumption $\rightarrow-$ Ecological capacity	Increased emissions and natural resource usage results in a decreased ecological capacity, i.e., less energy and water availability.
	Capital investment $\rightarrow+$ Centralization	Increased capital investment leads to increased centralization of power.
	Centralization $\rightarrow+$ Social harms	Increased centralization of power results in increased social harms such as but not limited to compute divide [21], data grab [32, 121], monopolies [32, 121, 122], capture (e.g., [79]), and labour exploitation [193].
	Social harms $\rightarrow-$ Social acceptability	Increased social harms leads to decreased social acceptability as seen with the organized resistance against AI (discussed in Section 3.4).
Figure 5		
R ₁	Documented model performance $\rightarrow+$ Capital Investment	As documented and modeled performance has increased, capital investment in AI has increased, e.g., ([5]).
R ₁	Capital investment $\rightarrow+$ Scale of models	As capital investment increases, the scale of models also increases due to investments in R&D, operations, technical advancements, etc.
R ₁	Scale of models $\rightarrow+$ Documented model performance	As the scale of models increases, there is an increase in performance gains which results in increased recognized and documented model performance. For example, increased scaling enabled by ImageNet [38] led to the development of AlexNet [97]. The performance gains achieved by AlexNet lead to a broader documentation and recognition of a new benchmark in model performance [97].
R ₂	Efforts in improving efficiency $\rightarrow+$ Incremental efficiency gains for water and energy	Increased efforts to improve efficiency result in incremental efficiency gains for water and energy, e.g., [13].
R ₂	Incremental efficiency gains for water and energy $\rightarrow+$ Scale of models	The increased incremental gains result in further scaling of models (i.e., rebound effect) [192].
R ₂	Capital investment $\rightarrow+$ Scale of hardware	Higher levels of capital investment lead to increased scale of hardware, such as data centers [194].
R ₂	Scale of hardware $\rightarrow+$ Emissions and natural resource usage	As the scale of hardware increases, the resulting emissions and natural resource usage also increases [91].

Continued on next page

Table 2. Details on the variables, causal relationships, and rationale for Figs. 4-7

Loop	Variables, Causal Link, Polarity	Description and rationale/examples
R ₂	Emissions and natural resource usage →+ Efforts in improving efficiency	The increasing emissions and natural resource usage leads to increased efforts in improving efficiency to reduce the cost of energy and water consumption and reduce the environmental impact , e.g., [12, 36].
	Emissions and natural resource usage →+ Environmental damages	Increased emissions and natural resource usage results in environmental damages that contribute to breaching planetary boundaries [34, 150].
R ₃	Scale of models →+ Scale of hardware	As the scale of models increases, the scale of hardware must also increase in order to support it [114].
B ₁	Incremental efficiency gains for water and energy →- Emissions and natural resource usage	Increased efficiency gains for water and energy lead to decreased usage of water and energy.
Figure 6		
B ₁	Availability of usable training data →- Development of synthetic data	As the availability of usable (high-quality, diverse) training data decreases, development of synthetic data increases [103, 110].
B ₁	Development of synthetic data →+ Availability of usable training data	As more synthetic data is developed, the availability of training data increases.
R ₁	Development of synthetic data →+ Perceived diversity and representativeness	The development of synthetic data leads to an increased <i>perception</i> of data diversity and representativeness [189]. Although in reality, it causes “statistical diversity without representational diversity” [189].
R ₁	Perceived diversity and representativeness →+ Usage of synthetic data to train models	The increased <i>perception</i> of diversity and representativeness leads to its increased usage to train models [189].
R ₁	Usage of synthetic data to train models →+ Pollution of training data	As more synthetic data is used to train models, it causes increased pollution of training data. This “is a degenerative process affecting generations of learned generative models, in which the data they generate end up polluting the training set of the next generation. Being trained on polluted data, they then misperceive reality.” [166, p. 755].
R ₁	Pollution of training data →- Availability of usable training data	An increase in pollution of training data leads to decreased availability of usable (high-quality, diverse) training data.
R ₂	Development of synthetic data →+ Usage of synthetic data to train models	As more synthetic data is developed, there is an increase in its usage to train models, e.g., [103, 110].
R ₃	Usage of synthetic data to train models →- Ability to distinguish between synthetic data and human data	An increase in using synthetic data to train models leads to a decrease in the ability to distinguish between synthetic data and human data due to inadequate ability to watermark [81, 200].

Continued on next page

Table 2. Details on the variables, causal relationships, and rationale for Figs. 4-7

Loop	Variables, Causal Link, Polarity	Description and rationale/examples
R ₃	Ability to distinguish between synthetic data and human data →- Pollution of training data	An increased ability to distinguish between synthetic data and human data leads to decreased pollution of training data [197].
Figure 7		
B ₁	Shortfall in energy supply →+ Investment in energy capacity	In recent years, an increase in the gap of energy required to power AI and its supply (in other words, shortfall in energy supply), has led to increased investment in energy capacity development, such as new electricity grids, upgrading electricity grids, and nuclear energy [63, 102].
B ₁	Investment in energy capacity →+ Energy capacity	Increased investment in energy capacity leads to increased energy capacity.
B ₁	Energy capacity →- Shortfall in energy supply	Increased energy capacity leads to decreased shortfall in energy supply, because of the new sources of energy.
R ₁	Energy capacity →+Energy dependency	Increased energy capacity leads to increased dependence on growing amounts and sources of energy, e.g., [185].
R ₁	Energy dependency →+ Energy demand	Increased dependency leads to increased energy demand because of industry priorities to continue scaling AI.
R ₁	Energy demand →+ Shortfall in energy supply	Increased energy demand creates an increased gap or shortfall in energy supply.
B ₂	Energy demand →+ Innovations in frugal AI	A better solution to address increased energy demand would be to increase innovations in frugal AI.
B ₂	Innovations in frugal AI →- Shortfall in energy supply	Increased innovations in frugal AI would more effectively reduce the shortfall in energy supply, as it maximizes energy supply by focusing on making consumption practices more sustainable [61].
R ₂	Dependence on scaling energy sources →- Innovations in frugal AI	Energy dependency diverts attention away from innovations in frugal AI. A continued dependence indicates that industry priorities have not shifted from scaling general-use AI to smaller, task-specific AI, thus reducing innovations in frugal AI.