

# U2A: Unified Unimodal Adaptation for Robust and Efficient Multimodal Learning

Md Kaykobad Reza<sup>1</sup>, Niki Nezakati<sup>1</sup>, Ameya Patil<sup>2</sup>, Mashhour Solh<sup>2</sup>, M. Salman Asif<sup>1</sup>  
<sup>1</sup>University of California Riverside <sup>2</sup>Amazon

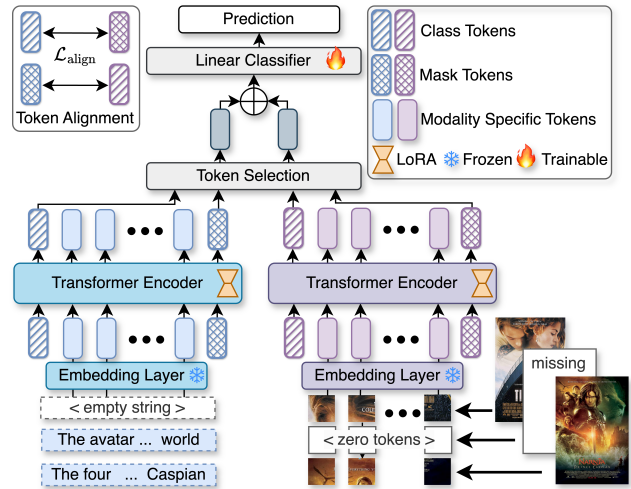
## Abstract

Multimodal learning often relies on designing new models and complex training strategies to achieve optimal performance. We present Unified Unimodal Adaptation (U2A), which jointly fine-tunes pretrained unimodal encoders using low-rank adaptation (LoRA) for various multimodal tasks. Our method significantly reduces the number of learnable parameters and eliminates the need for complex training strategies, such as alternating training, gradient modifications, or unimodal fine-tuning. To address missing modalities during both training and testing, we introduce Mask Tokens (MT), which generate missing modality features from available modalities using a single token per modality. This simplifies the process, removing the need for specialized feature estimation or prompt-tuning methods. Our evaluation demonstrates that U2A matches or outperforms state-of-the-art methods in both complete and missing modality settings, showcasing strong performance and robustness across various modalities, tasks, and datasets. We also analyze and report the effectiveness of Mask Tokens in different missing modality scenarios. Overall, our method provides a robust, flexible, and efficient solution for multimodal learning, with minimal computational overhead.

## 1. Introduction

Multimodal learning [1, 2] combines information from different input sources to enhance performance on downstream tasks. A majority of existing methods assume well-curated datasets in which all modalities are available for every sample. In real-world applications, input modalities can be missing during training and/or testing, and both cases can severely degrade model performance [3]. The modalities can be missing due to sensor failure, privacy concerns, or lack of synchronous data capture. In this paper, we propose a method that maintains strong performance in both complete and missing modality scenarios with limited computational overhead.

To integrate information from different input sources, existing methods focus on early-stage fusion of modalities [4],



**Figure 1. Illustration of our proposed method** that can accommodate complete and missing modalities during training and testing. We adapt pretrained unimodal encoders for each modality and introduce mask tokens to estimate missing modality features from available modalities. Our approach enhances robustness across various missing modality scenarios.

token-level fusion [5], channel exchange [6], and bottleneck mid-fusion [7]. Additionally, specialized architectures have been proposed for specific multimodal tasks, such as vision-language tasks [8–10], action recognition [11, 12], and segmentation [13, 14]. Designing specialized, task-specific architectures for every multimodal scenario is impractical due to the vast range of potential tasks. Instead, a preferred approach is to develop models and fusion strategies that can maintain performance and efficiency while being adaptable to diverse settings.

Models trained with multiple input modalities exhibit a drastic performance drop when one or more modalities are missing [3]. Several approaches have been proposed to enhance robustness against missing modalities. These include robust training techniques [15, 16], knowledge distillation methods [17–19], modality masking strategies [20, 21], generative networks [22, 23] to impute missing modalities,

and multimodal prompting [24–26]. While effective, these methods involve learning a large number of parameters or prompts across multiple layers of the network, which increases computational and memory complexity.

In this paper, we propose Unified Unimodal Adaptation (U2A), a method that leverages pretrained unimodal encoders for multimodal learning. Our method encodes each modality separately through pretrained transformer encoders. To handle missing modalities, we introduce mask tokens to estimate the missing modality features from available input modalities. We introduce a modality alignment loss to learn the mask tokens that can effectively substitute for the class tokens of the missing modality. Our approach jointly optimizes this alignment loss with task-specific objectives through random modality dropout and low-rank adaptation (LoRA [27]) to learn cross-modal relationships while keeping computational costs low. Our method requires significantly fewer learnable parameters compared to state-of-the-art (SOTA) methods, while consistently delivering superior performance. We performed extensive experiments on five datasets, comparing our approach to existing baseline methods. The results show that our method outperforms SOTA methods in both complete (Section 4.3) and missing modality (Section 4.4) scenarios while requiring a small number of learnable parameters. Ablation studies confirm that our method can accurately estimate missing modality features, leading to improved performance in missing modality scenarios (Section 4.5). The main contributions of our paper can be summarized as follows.

- We introduce Unified Unimodal Adaptation (U2A), which outperforms most of the existing methods in various multimodal tasks, while requiring fewer learnable parameters (Section 4.3).
- We propose to learn Mask Tokens, which efficiently represent cross-modal relationships and infer missing modality features from available modalities, improving robustness in missing modality scenarios (Section 4.4).
- We present extensive experiments that demonstrate our approach outperforms existing methods across multiple datasets and achieves strong performance in both complete and missing modality scenarios with fewer learnable parameters.

## 2. Related Work

### 2.1. Multimodal Learning

**Designing specialized models** to fuse multiple input sources effectively is a common practice in multimodal learning. For vision-language tasks, models like ViLT [8], ViLBERT [10], and Visual-BERT [9] process image patches and text tokens directly within a transformer model for tasks like image captioning and visual question answering. MMBT [28] integrates text and images within a BERT-

based structure [29] to model cross-modal dependencies. MBT [30] uses fusion bottlenecks for efficient modality-specific interaction for audio-video tasks. A number of multimodal models are also proposed for other tasks like action recognition [11, 12], segmentation [5, 13] and sentiment analysis [11, 31]. While effective for specific applications, extending these models to new tasks or modalities remains non-trivial and resource-intensive.

**Adapting existing models** is another approach for multimodal learning. One such approach is gradient modulation. G-Blend [32] modulates gradients to combine unimodal and multimodal knowledge. OGM-GE [33] refines this method by emphasizing on unique information from each modality. PMR [34] modulates parameter groups based on modality relevance, while QMF [35] applies quadratic modulation for adaptive fusion. More recently, MLA [36] proposed alternating adaptation, which switches between unimodal adaptation and gradient modulation, enabling effective cross-modal learning. MMLoRA [37], on the other hand, uses unimodal fine-tuning followed by multimodal adaptation to achieve optimal performance. However, these approaches often require learning a large number of parameters to achieve optimal performance on downstream tasks.

### 2.2. Missing Modality Robustness

Recent works [3, 38] show that performance can degrade significantly when modalities are missing, as multimodal models are not inherently robust to such scenarios. To address this issue, several approaches have been proposed.

**Robust model design** is one of the approaches for handling missing modalities. Recently, Shin et al. [21] designed a robust framework utilizing modality masking and knowledge distillation. Wang et al. [39] proposed ShaSpec to impute missing features through modality-specific and shared feature learning. Wang et al. [40] proposed Token-Fusion, which dynamically replaces uninformative tokens to enhance robustness. Additionally, general-purpose fusion strategies [41–43] aim to improve robustness across various missing-modality scenarios. However, many of these approaches are task-specific, limiting their generalization to other multimodal tasks.

**Robust training and model adaptation** can enhance missing modality robustness. Recently Reza et al. [44] proposed a parameter-efficient adaptation framework for different multimodal tasks. Nezakati et al. [45] trained a single model to infer missing information by projecting available modalities. Ma et al. [46] introduced SMIL, a Bayesian meta-learning method for flexible handling of missing modalities during both training and testing. Ma et al. [3] proposed a multi-task optimization approach with a differentiable algorithm for optimal fusion strategy selection. Maheshwari et al. [18] developed a semi-supervised

framework that leverages unlabeled data to improve robustness, while Wei et al. [47] used a teacher network to transfer multimodal information for improved missing modality robustness. These methods, however, either require extensive adaptation or specialized training procedures.

**Prompt tuning** methods are also used to compensate for missing modalities. Lee et al. [24] introduced missing-aware prompts that learns a separate set of prompts for each modality combination. Later, Jang et al. [25] simplified the approach, showing that a single set of prompts per modality can achieve similar performance. More recently, Dai et al. [26] proposed a multi-step adaptive prompt learning method through modality alignment, while Kim and Kim [48] introduced a read-only prompt tuning approach. Although effective, these methods require learning a large number of prompts for each missing scenario.

In contrast, our method utilizes pretrained unimodal encoders, fine-tuning them jointly on multimodal data. To handle missing modalities, we introduce mask tokens that estimate missing modality features from the available ones. A modality alignment loss is jointly optimized with task-specific objectives using random modality dropout and LoRA to effectively learn cross-modal relationships. This design ensures strong performance in both complete and missing modality scenarios while offering the flexibility to add new modalities with minimal computational cost. Our approach is efficient, uses few learnable parameters, and is robust to missing modalities in both training and testing.

### 3. U2A: Unified Unimodal Adaptation

Our proposed unified unimodal adaptation (U2A) approach can accommodate complete and missing modalities during training and testing. Our goal is to develop a simple and efficient learning framework that can be used for different multimodal tasks without requiring specialized (task-dependent) changes. In this vein, we propose to adapt pretrained unimodal encoders for each modality and introduce mask tokens to estimate missing modality features from available modalities. Figure 1 illustrates main components of our approach that we describe in detail below.

**Multimodal data embedding.** We consider a multimodal dataset containing two modalities  $\mathcal{M} = \{m_1, m_2\}$ . Let us denote the available dataset as  $\mathcal{D} = \{\mathcal{D}_c, \mathcal{D}_{m_1}, \mathcal{D}_{m_2}\}$ , which can be further divided into three subsets:  $\mathcal{D}_c = \{x_{m_1}, x_{m_2}, y\}$  with inputs from both modalities  $(x_{m_1}, x_{m_2})$  and output labels  $y$ ;  $\mathcal{D}_{m_1} = \{x_{m_1}, \emptyset, y\}$  with inputs only from modality  $m_1$  ( $x_{m_1}$ ) and labels  $y$ ;  $\mathcal{D}_{m_2} = \{\emptyset, x_{m_2}, y\}$  with inputs only from modality  $m_2$  ( $x_{m_2}$ ) and output labels  $y$ .  $\emptyset$  denotes a placeholder for missing modality (e.g., empty string for texts, zeros for images, audios, and videos) [24, 44].

**Frozen embedding layers.** For each input modality, we assume that a transformer-based encoder pretrained on some

large dataset is available. Specifically, we use a pretrained modality-specific  $\text{EmbeddingLayer}_m$  with parameters  $\Theta_{e,m}$ . Each input modality  $x_m$  passes through the corresponding embedding layer to generate modality specific tokens as

$$\mathcal{T}_m = \text{EmbeddingLayer}_m(x_m; \Theta_{e,m}), \quad (1)$$

where  $\mathcal{T}_m \in \mathbb{R}^{N \times d}$  denotes  $N$  tokens, each of dimension  $d$ , for modality  $m$ . During training, we keep the pretrained parameters  $\Theta_{e,m}$  frozen.

**Adaptation of unimodal encoders.** For each modality, we assume that a pretrained transformer encoder  $f_m$  with parameters  $\Theta_{f,m}$  is available. To adapt each encoder, we insert LoRA [27] layers with learnable parameters  $\Delta_{f,m}$ . We concatenate one class token  $\mathcal{T}_{\text{CLS},m} \in \mathbb{R}^{1 \times d}$  and one Mask Token (MT)  $\mathcal{T}_{\text{MT},m} \in \mathbb{R}^{1 \times d}$  with  $\mathcal{T}_m$  to generate the updated tokens as

$$\tilde{\mathcal{T}}_m = \text{Concat}(\{\mathcal{T}_{\text{CLS},m}, \mathcal{T}_m, \mathcal{T}_{\text{MT},m}\}), \quad (2)$$

where  $\tilde{\mathcal{T}}_m \in \mathbb{R}^{(N+2) \times d}$ . The updated tokens are passed through the corresponding modality specific encoder  $f_m$  to extract the feature tokens as

$$\hat{\mathcal{T}}_m = f_m(\tilde{\mathcal{T}}_m; \Theta_{f,m}, \Delta_{f,m}), \quad (3)$$

where  $\hat{\mathcal{T}}_m \in \mathbb{R}^{(N+2) \times d}$  represents the tokens/hidden-states from the last encoder layer. During training, we keep the pretrained parameters  $\Theta_{f,m}$  frozen and only update the small number of learnable parameters  $\Delta_{f,m}$ .

**Token selection.** After extracting the feature tokens  $\hat{\mathcal{T}}_m$ , we take the class token  $\hat{\mathcal{T}}_{\text{CLS},m}$  and the mask token  $\hat{\mathcal{T}}_{\text{MT},m}$  for both modalities and pass them to a token selection block. If both modalities are available, the token selection block returns the class tokens from each modality. If any modality is missing, the block replaces the class token of the missing modality with the mask token from the available modality. We can define the selected tokens  $\mathcal{T}_1, \mathcal{T}_2 \in \mathbb{R}^{1 \times d}$  as

$$(\mathcal{T}_1, \mathcal{T}_2) = \begin{cases} (\hat{\mathcal{T}}_{\text{CLS},m_1}, \hat{\mathcal{T}}_{\text{CLS},m_2}), & m_1, m_2 \text{ are available,} \\ (\hat{\mathcal{T}}_{\text{MT},m_2}, \hat{\mathcal{T}}_{\text{CLS},m_2}), & m_1 \text{ is missing,} \\ (\hat{\mathcal{T}}_{\text{CLS},m_1}, \hat{\mathcal{T}}_{\text{MT},m_1}), & m_2 \text{ is missing.} \end{cases} \quad (4)$$

**Fusion and predictions.** Finally, we sum up the selected tokens to generate the fused feature and pass it through the linear classifier head to make prediction  $\hat{y}$  as

$$\hat{y} = h(\mathcal{T}_1 + \mathcal{T}_2; \Theta_h). \quad (5)$$

$\Theta_h$  denotes all the parameters of the classifier head that we learn during training.

**Mask tokens alignment.** To accurately estimate the feature of a missing modality using the mask token of the available

modality, we introduce a modality alignment loss function. Specifically, for any sample  $x \in \mathcal{D}_c$ , our goal is to ensure that  $\hat{\mathcal{T}}_{\text{MT},m_1} \approx \hat{\mathcal{T}}_{\text{CLS},m_2}$  and  $\hat{\mathcal{T}}_{\text{MT},m_2} \approx \hat{\mathcal{T}}_{\text{CLS},m_1}$ . We define the alignment loss as

$$\mathcal{L}_{\text{align}} = \frac{1}{N_{\mathcal{D}_c}} \sum_{x \in \mathcal{D}_c} \mathcal{L}_{\text{MSE}}(\hat{\mathcal{T}}_{\text{MT},m_1}, \hat{\mathcal{T}}_{\text{CLS},m_2}) + \mathcal{L}_{\text{MSE}}(\hat{\mathcal{T}}_{\text{MT},m_2}, \hat{\mathcal{T}}_{\text{CLS},m_1}) \quad (6)$$

where  $N_{\mathcal{D}_c}$  is the number of samples in modality-complete subset  $\mathcal{D}_c$  and  $\mathcal{L}_{\text{MSE}}$  denotes mean squared error loss.

**Training loss.** We use cross-entropy loss for all the classification tasks, which we denote as  $\mathcal{L}_{\text{task}}$ . The overall objective to minimize is

$$\mathcal{L}_{\text{total}} = \mathcal{L}_{\text{task}} + \lambda \mathcal{L}_{\text{align}}, \quad (7)$$

where  $\lambda$  is a hyperparameter. In all our experiments, we set  $\lambda = 0.20$ .

In summary, we use pretrained encoders for each modality and jointly train the modality-specific adaptation parameters ( $\Delta_{f,m}$ ) and the classifier head on the multimodal dataset  $\mathcal{D}$ . While training our model on complete multimodal data, we apply random modality dropout. Specifically, for each training iteration, we either use both modalities or randomly drop one. This allows the model to leverage the learned mask tokens for making accurate predictions when a modality is missing. We do not apply random modality dropout when the training set has missing modalities, as the model naturally encounters opportunities to use the mask tokens for the samples with missing modalities.

## 4. Experimental Results

### 4.1. Datasets

We evaluate our approach on five popular multimodal datasets across different tasks. A brief description of each dataset is provided here, with further details in Section 1 in the supplementary.

**UPMC Food-101** [49] is a multimodal classification dataset consisting of 101 food classes. It has a total of 90,704 image-text pairs, divided into a training set of 67,988 pairs and a test set of 22,716 pairs.

**MM-IMDb** dataset [50] contains 25,959 samples with image and text modalities for multi-label movie genre classification. It is split into 15,552 training, 2,608 validation, and 7,799 test samples across 23 classes.

**Kinetics-Sound (KS)** [51] is a subset of Kinetics400 dataset [52] for human action recognition using audio and video as input modalities. It has 31 classes, with 14,739 samples in the training set and 2,594 samples in the test set.

**Audio-Visual Event (AVE)** localization dataset [53] is used for multimodal event localization. It includes 4,143 10-second videos divided into train/val/test splits containing

3,339/402/402 videos, respectively. The dataset spans 28 event categories.

**CREMA-D** dataset [54] includes 7,442 short video clips from 91 actors expressing six emotion categories. It contains 6,698 samples for training and 744 for testing. The dataset is used for multimodal emotion recognition.

### 4.2. Implementation Details

**Vision-Language datasets.** We use pretrained ViT-B [55] from CLIP model [56] as image encoder and BERT-base-uncased model [10] as text encoder. The max token length is set to 40 for UPMC Food-101 and 256 for MM-IMDb dataset, respectively.

**Audio-Video datasets.** We use AST model [57] pretrained on AudioSet dataset [58] as audio encoder and ViT-B [55] from CLIP model [56] as video encoder. Raw audio is converted to a 128-bin mel spectrogram using a 16 kHz sampling rate, with a maximum length of 1024 frames. For video, we sample 3 frames randomly while training and uniformly while testing. Other pre-processing steps are similar to [33, 36, 37].

**Hyperparameter settings.** We use Python 3.8.19 and PyTorch 2.2.2 for training and evaluating our models. All the models are trained using two NVIDIA RTX 2080Ti GPUs. For vision-language datasets, we set the learning rate to  $10^{-3}$  and train the models for 10 epochs with a batch size of 8. For audio-video datasets, the learning rate is set to  $5 \times 10^{-5}$  and models are trained for 100 epochs with a batch size of 4. We use AdamW [59] optimizer with  $\epsilon = 10^{-8}$  and weight decay = 0.02. Cross entropy loss is applied while training the models. We utilize a polynomial learning rate scheduler with power=0.9 and set the first 5 epoch as warm-up. The learning rate is set to 0.1 times the original learning rate during warm-up epochs. We set LoRA [27] rank = 1 and insert them after query, key, value and output layers of each transformer block. Further details with all the hyperparameters can be found in Section 2 in the supplementary.

For each task and dataset, we compare against existing works when published results are available. Due to this criterion, the set of baselines varies across experiments based on the availability of published results. In each table, the best and second best results are bold and underlined, respectively.

### 4.3. Complete Modality Performance

We train and evaluate our method in the modality-complete scenario, where both modalities are available during training and testing. We compare our results with (1) baseline multimodal models: MBT [30], MMBT [28], ViLT [8]; (2) prompting based methods: PMF [60]; (3) modulation and gating based methods: FiLM [61] and Bilinear-Gated (BiGated) [62] (4) model finetuning based approach: MM-LoRA [37] and (5) gradient modulation based methods: G-

**Table 1.** Performance comparison on UPMC Food-101 and MM-IMDb dataset when both modalities are available during training and testing. We report % accuracy for UPMC Food-101 and F1-Macro/F1-Micro score for MM-IMDb dataset. ‘-’ indicates that these values are not reported in the corresponding papers.

Methods	Parameters (M)		UPMC	MM-IMDb
	Total	Learnable	Food-101	
ViLT	112.63	112.63	92.00	55.30 / 64.70
MBT	196.00	196.00	93.56	59.60 / 64.81
MMBT	170.00	170.00	<u>94.10</u>	60.80 / 66.10
MMLoRA	196.10	196.10	93.70	<u>61.70 / 67.20</u>
PMF	198.43	2.54	91.51	58.77 / 64.51
PMF-L	643.95	4.44	91.68	61.66 / 66.72
MLA	218.26	218.26	93.33	- / -
<b>Ours</b>	195.51	<b>0.27</b>	<b>94.47</b>	<b>63.58 / 69.23</b>

Blend [32], OGM-GE [33], MLA [36].

As summarized in Table 1, our approach outperforms all the baseline methods in both UPMC Food-101 and MM-IMDb datasets. Similarly, our method shows comparable or better performance in all the audio-video datasets as shown in Table 2. MMLoRA [37] shows close performance to our method and also bears some similarities and key differences. MMLoRA first finetunes the unimodal models on unimodal data, followed by a multimodal adaptation on complete multimodal data. In contrast, our approach freezes the encoders pretrained on unimodal data and learns only the low-rank adapters, which reduces the total number of learnable parameters significantly while achieving superior performance in most of the datasets. Furthermore, our method achieves robust performance for missing modalities, as we discuss in the next section.

#### 4.4. Missing Modality Performance

We consider the following two general cases when evaluating our approach in missing modality scenarios.

##### 4.4.1. Missing modality during both training and testing

We follow the experimental setup from [24, 25] and train and test our models with same modality ratio. Let  $\eta$  denote the percentage of samples with missing modalities. For bimodal vision-language tasks, we consider three scenarios: missing-text, missing-image, and missing-both. For the first two cases,  $\eta\%$  of the samples contain only images or only texts, while  $(1 - \eta)\%$  contain image-text pairs. For the missing-both case, we have  $\frac{\eta}{2}\%$  text-only,  $\frac{\eta}{2}\%$  image-only, and  $(1 - \eta)\%$  complete pairs. We follow [24–26] and set  $\eta = 70$  throughout our experiments.

We compare our method with (1) baseline multimodal models: ViLT [8] and Visual-BERT [9]; (2) multitask and optimal fusion based method by Ma et al. [3] and (3)

**Table 2.** Performance (% accuracy) comparison on Audio-Video datasets when both modalities are available during training and testing. \* denotes results generated using existing code.

Method	Parameters (M)		KS	AVE	CREMA-D
	Total	Learnable			
G-Blend	22.36	22.36	62.20	65.50	58.70
FiLM	22.35	22.35	63.33	-	60.07
BiGated	22.35	22.35	63.72	-	59.21
OGM-GE	22.35	22.35	65.74	76.90	68.14
QMF	22.36	22.36	65.78	68.16*	63.71
PMR	22.36	22.36	-	66.40	61.80
MLA	22.37	22.37	71.35	64.68*	79.70
MBT	172.00	172.00	85.00	77.80	-
MMLoRA	172.19	172.19	<b>91.40</b>	<u>96.20</u>	<u>88.60</u>
<b>Ours</b>	172.16	<b>0.17</b>	<u>91.21</u>	<b>96.77</b>	<b>88.84</b>

prompting based methods: missing-aware prompts (MAP) [24], modality-specific prompts (MSP) [25], multi-step adaptive prompt (MuAP) [26] and method proposed by Kim and Kim [48].

Table 3 shows the results obtained using a consistent missing modality setup during both training and testing. To ensure robust evaluation, we report the mean and standard deviation of three independent runs with different seeds. Our approach outperforms existing baseline methods on both UPMC Food-101 and MM-IMDb datasets across all compared scenarios. These results suggest that the mask tokens can provide good estimates of the missing modality features, which improves missing modality robustness. We also evaluate our model with different modality ratio during training and testing. We discuss the results on Section 3 in the supplementary.

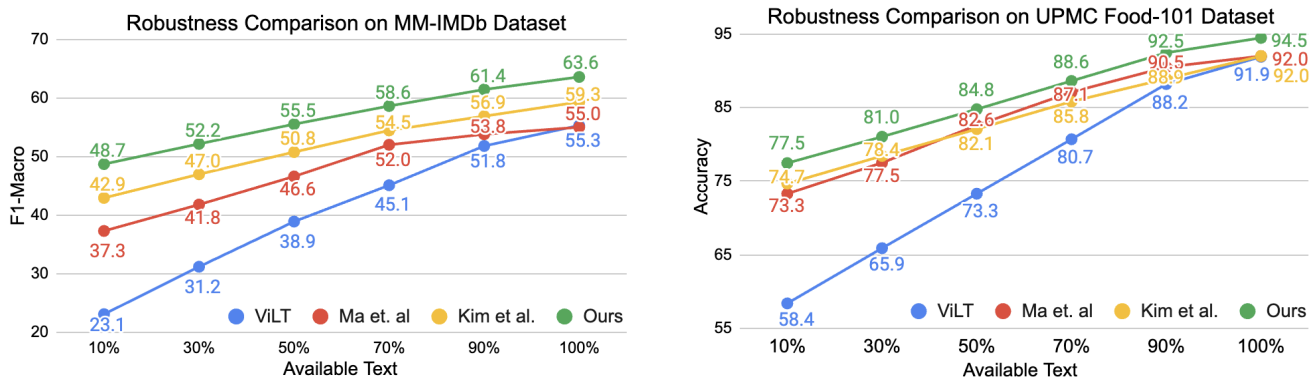
##### 4.4.2. Missing modality during testing.

To evaluate the test time missing modality robustness of our approach, we train our models on modality-complete training data and evaluate on modality-incomplete test data. We can divide this into two different scenarios: (i) partial modality missing and (ii) complete modality missing.

**Partial modality missing.** For this evaluation, we follow the experimental setup similar to [3, 48] where models are trained with 100% image + 100% text data and tested with 100% image +  $x\%$  text. We evaluate our model on MM-IMDb and UPMC Food-101 datasets and show the comparison with existing baseline methods proposed by Ma et al. [3], Kim and Kim [48] and ViLT [8] in Figure 2. We see that model performance drops as the amount of available text decreases. Our method demonstrates better robustness compared to other baseline methods. For example, on MM-IMDb dataset, our method achieves 5.8% greater F1-Macro score compared to Kim and Kim [48] when only 10% text

**Table 3.** Performance comparison on MM-IMDb and UPMC Food-101 dataset when modality gets missing during both training and testing. We train and test our model with same modality ratio and report the mean and standard deviation (SD) of three independent runs with different seeds. We report F1-Macro score for MM-IMDb dataset and % accuracy for UPMC Food-101 dataset.

Datasets	Missing Rate	Train and Test		ViLT	MAP		MSP	Visual-BERT	Ma et al.	Kim et al.	MuAP		Ours (Mean $\pm$ SD)
		Image	Text		(Input)	(Attn)					(Head)	(Cross)	
MM-IMDb	70%	30%	100%	37.61	46.30	44.74	47.45	38.63	46.63	<u>56.03</u>	47.21	46.73	<b>60.21 <math>\pm</math> 0.40</b>
		65%	65%	36.30	42.66	41.56	42.03	37.23	41.28	<u>49.24</u>	42.57	43.92	<b>54.04 <math>\pm</math> 0.23</b>
		100%	30%	34.71	39.22	38.16	38.34	36.41	38.65	<u>43.21</u>	41.37	39.88	<b>52.61 <math>\pm</math> 0.12</b>
Food-101	70%	30%	100%	76.93	86.18	86.05	86.34	77.41	86.38	<u>87.11</u>	86.90	86.59	<b>87.48 <math>\pm</math> 0.13</b>
		65%	65%	69.03	79.08	78.09	78.89	71.06	78.58	<u>82.67</u>	77.87	78.95	<b>82.83 <math>\pm</math> 0.25</b>
		100%	30%	66.29	74.53	72.57	73.77	67.78	73.41	<u>78.81</u>	74.61	74.60	<b>80.37 <math>\pm</math> 0.18</b>



**Figure 2.** Robustness comparison against missing modalities during test time on MM-IMDb and UPMC Food-101 datasets. Models are trained with 100% image + 100% text and evaluated with 100% image +  $x\%$  text. Our approach demonstrates better robustness, particularly under severe modality loss.

available. Consistently, our method outperforms all the baseline methods on all missing scenarios. We see similar trend on UPMC Food-101 dataset where our method shows better performance and thus more robustness when modalities are missing during test time. These methods do not report their performance when different amount of image modality is missing. That is why we could not compare against them in that scenario.

**Complete modality missing.** We also evaluate our model when a modality is completely missing during test time. For this evaluation, we train our models on complete multimodal data and evaluate when one modality is completely missing during test. As shown in Table 4, our method outperforms existing baseline methods on most of the scenarios. Our method also maintain better robustness compared to other methods. For example, when audio modality gets missing, all the methods except MLA show drastic performance drop on CREMA-D and Kinetics-Sound (KS) datasets. Similar trend is observed when text is missing on UPMC Food-101 dataset. Our method shows less performance drop compared to multimodal performance and also outperforms all the methods. MLA [36] performs bet-

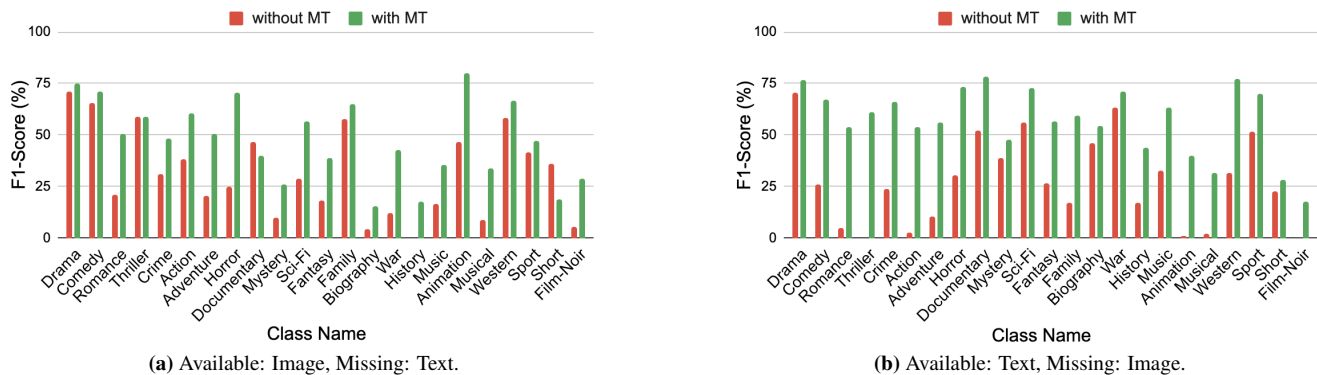
ter when image is missing on UPMC Food-101 dataset, but shows larger performance drop when text is missing. In contrast, our method maintains a balance in performance when either modality is available. In summary, our method demonstrates overall better performance and robustness in complete modality scenarios.

#### 4.5. Ablation Studies

**Effectiveness of Mask Tokens** Figure 3 demonstrates the effectiveness of our proposed Mask Tokens in handling missing modalities on MM-IMDb dataset. The results show consistent performance improvements across all the classes for both text missing and image missing scenarios. Notably, Mask Tokens significantly mitigate performance degradation in modality-sensitive classes. For instance, we see that the performance on ‘‘Horror’’, ‘‘War’’ and ‘‘Animation’’ classes suffers drastically when text is missing as shown in Figure 3a. However, by utilizing our proposed Mask Tokens, this performance is improved significantly. This boost in performance is also significant in the ‘‘Romance’’, ‘‘Thriller’’ and ‘‘Action’’ classes when image is missing as shown in Figure 3b. By enhancing the per-class perfor-

**Table 4.** Performance comparison when a complete modality gets missing during test time. We report % accuracy for all the datasets. Our method shows overall better performance compared to the baseline methods.

Dataset	Available Modality	Missing Modality	FiLM	BiGated	OGM-GE	QMF	MLA	Ours
CREMA-D	Audio	Video	53.89	51.49	53.76	<u>59.41</u>	59.27	<b>67.20</b>
	Video	Audio	18.67	17.34	28.09	39.11	<u>64.91</u>	<b>76.21</b>
	Audio - Video	-	60.07	59.21	68.14	63.71	<u>79.70</u>	<b>88.84</b>
KS	Audio	Video	48.67	49.96	48.87	51.57	<u>54.67</u>	<b>68.27</b>
	Video	Audio	23.15	23.77	29.73	32.19	<u>51.03</u>	<b>85.77</b>
	Audio - Video	-	63.33	63.72	65.74	65.78	<u>71.35</u>	<b>91.21</b>
UPMC Food-101	Image	Text	4.68	14.20	22.35	45.74	<u>69.60</u>	<b>75.66</b>
	Text	Image	<u>85.84</u>	85.79	85.17	84.13	<b>86.47</b>	80.66
	Image - Text	-	87.21	88.87	87.54	92.87	<u>93.33</u>	<b>94.47</b>



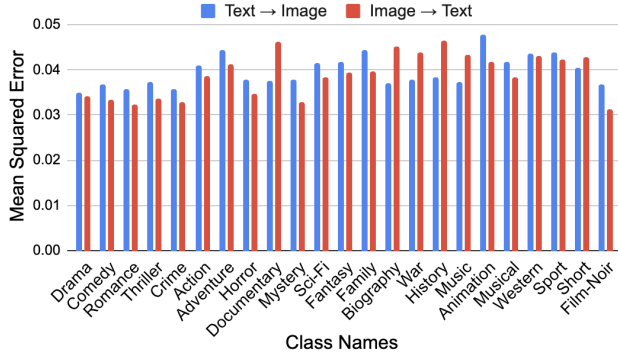
**Figure 3.** Contribution of mask tokens (MT) in model performance when a specific modality gets missing.

mance, Mask Tokens improves the overall model performance when modalities get missing.

**Evaluating cross-modal feature estimation.** We also evaluate the quality of cross-modal feature estimation of our proposed mask tokens. To do this, we calculate the mean squared error (MSE) between the original features and the features estimated by the mask tokens, and show the per-class statistics on MM-IMDb dataset in Figure 4. Here,  $A \rightarrow B$  indicates that the mask tokens of modality A are used to estimate the features of modality B. As illustrated in the figure, the MSE between the original and estimated features remains consistently low, averaging around 0.04 across all classes. This indicates that Mask Tokens effectively learn to estimate features of the missing modality using information from the available modality. Consequently, the missing modality can be accurately reconstructed, enhancing performance in various missing modality scenarios. The low MSE values highlight the robustness of our approach in handling modality-incomplete data and demonstrate the reliability of our method in estimating missing features.

**Analysis of modality dependence.** We observe that the impact of missing modalities varies significantly across classes. Certain classes show strong dependence on

a specific modality. In this experiment, we train our model on modality-complete data and evaluate it on both modality-complete and modality-incomplete test samples. We present per-class performance on MM-IMDb dataset in Figure 5. Our analysis reveals heterogeneous impacts of missing modalities across different classes. For instance, the ‘‘Drama’’ and ‘‘Thriller’’ classes maintain consistent performance regardless of missing modalities. In contrast, the ‘‘Biography’’ and ‘‘Documentary’’ classes experience significant decline in performance when image is available and text is missing. Interestingly, certain classes like ‘‘Animation’’ show slightly higher performance with single-modality inputs, particularly in image-only scenario. Similar patterns emerge in ‘‘Sport’’ and ‘‘Music’’ categories, where text-only samples performs slightly better than complete modality. This may be due to the simple sum fusion strategy we use, which may not effectively capture complex relationships between modalities. These findings indicate that the effect of missing modalities is not uniform across classes and that some classes are more dependent on certain modalities. A similar pattern is observed in UPMC Food-101 dataset which we discuss in Section 4 in the supplementary.

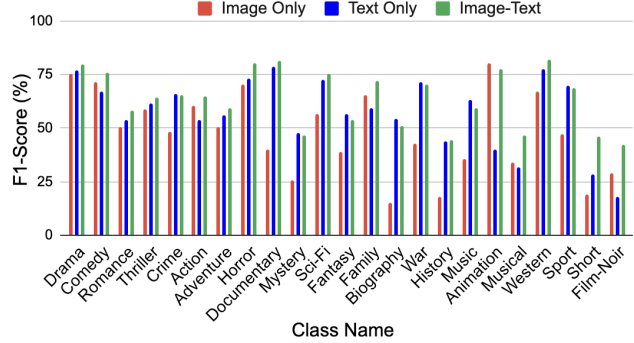


**Figure 4.** Per class mean squared error between the real and estimated tokens on MM-IMDb dataset.

## 5. Discussion and Future Directions

**Advantages over existing methods.** Despite having some similarities with recent methods, such as MMLoRA [37] and prompt-tuning [24–26], our method differs from them in both architectural design and training strategy. MM-LoRA follows a two-step fine-tuning process. Unimodal models are first fine-tuned on unimodal data, and then LoRA layers are added and adapted to multimodal data. This approach assumes that unimodal fine-tuning is required before multimodal adaptation. In contrast, we demonstrate that jointly fine-tuning unimodal models on multimodal data is sufficient to achieve better or comparable performance across different modalities and multimodal tasks. Additionally, MMLoRA does not address the problem of missing modalities. Our method, on the other hand, introduces Mask Tokens, which effectively handle different missing modality scenarios. Our approach also differs significantly from prompt-tuning based approaches [24–26]. Prompt-based methods improve missing modality performance by incorporating learnable prompts across multiple layers of the model. They require learning and storing a large number of prompts, typically 16 prompts [24, 25] per modality per layer, for different modality combinations. In contrast, our method uses a single mask token to estimate the missing modality feature from the available modality, thereby reducing the complexity. By fine-tuning the encoders with LoRA, we can effectively estimate the missing modality without the need for learning or storing a large number of prompts. Our approach outperforms prompt based approaches as shown in Table 3.

**Limitations and future directions.** Our approach demonstrates better performance in both complete and missing modality scenarios. But there are still some limitations and open challenges. First, our approach can partially recover the performance drop due to missing modalities. This indicates scope for more effective compensation methods. Second, We observe that certain classes are heavily dependent



**Figure 5.** Per class performance analysis on MM-IMDb dataset.

on a specific modality. This leads to significant performance drop in those classes when that specific modality is missing. It brings up an important question: how to design a better training strategy that encourages more uniform reliance on different modalities while maintaining overall performance in both complete and missing modality scenarios? Finally, future work can also explore developing a general framework for quantifying modality contribution and establishing theoretical bounds for performance drop under different missing modality scenarios.

## 6. Conclusion

In this paper, we present a simple yet effective approach for utilizing pre-trained unimodal encoders on multimodal tasks through unified adaptation on multimodal data. Our method reduces the complexity of traditional training strategies and minimizes the number of learnable parameters, while still achieving strong performance. It can accommodate both complete and missing modalities during training and testing. By using a single mask token per modality to estimate missing modality features, we avoid the need for specialized feature generation modules or prompt-tuning techniques. Our extensive evaluations across diverse tasks and datasets demonstrate the robustness and adaptability of our approach in both complete and missing modality scenarios. Our analysis also reveals that different classes depend on specific modalities, providing insights into how the absence of a modality impacts performance across different classes. Overall, our approach provides a robust and efficient solution for multimodal learning that maintains high performance in different real-world scenarios.

## 7. Acknowledgment

This work is supported in part by an Amazon Gift award and NSF awards 2046293 and 2406199.



## References

- [1] Jiquan Ngiam, Aditya Khosla, Mingyu Kim, Juhan Nam, Honglak Lee, Andrew Y Ng, et al. Multimodal deep learning. In *ICML*, volume 11, pages 689–696, 2011. 1
- [2] Peng Xu, Xiatian Zhu, and David A Clifton. Multimodal learning with transformers: A survey. *IEEE Transactions on Pattern Analysis and Machine Intelligence*, 45(10):12113–12132, 2023. 1
- [3] Mengmeng Ma, Jian Ren, Long Zhao, Davide Testuggine, and Xi Peng. Are multimodal transformers robust to missing modality? In *Proceedings of the IEEE/CVF Conference on Computer Vision and Pattern Recognition*, pages 18177–18186, 2022. 1, 2, 5
- [4] Shentong Mo and Pedro Morgado. Unveiling the power of audio-visual early fusion transformers with dense interactions through masked modeling. In *Proceedings of the IEEE/CVF Conference on Computer Vision and Pattern Recognition*, pages 27186–27196, 2024. 1
- [5] Yikai Wang, Xinghao Chen, Lele Cao, Wenbing Huang, Fuchun Sun, and Yunhe Wang. Multimodal token fusion for vision transformers. In *Proceedings of the IEEE/CVF conference on computer vision and pattern recognition*, pages 12186–12195, 2022. 1, 2
- [6] Yikai Wang, Wenbing Huang, Fuchun Sun, Tingyang Xu, Yu Rong, and Junzhou Huang. Deep multimodal fusion by channel exchanging. *Advances in neural information processing systems*, 33:4835–4845, 2020. 1
- [7] Arsha Nagrani, Shan Yang, Anurag Arnab, Aren Jansen, Cordelia Schmid, and Chen Sun. Attention bottlenecks for multimodal fusion. *Advances in neural information processing systems*, 34:14200–14213, 2021. 1
- [8] Wonjae Kim, Bokyung Son, and Ildoo Kim. Vilt: Vision-and-language transformer without convolution or region supervision. In *International conference on machine learning*, pages 5583–5594. PMLR, 2021. 1, 2, 4, 5
- [9] Liunian Harold Li, Mark Yatskar, Da Yin, Cho-Jui Hsieh, and Kai-Wei Chang. Visualbert: A simple and performant baseline for vision and language. *arXiv preprint arXiv:1908.03557*, 2019. 2, 5
- [10] Jiasen Lu, Dhruv Batra, Devi Parikh, and Stefan Lee. Vilbert: Pretraining task-agnostic visiolinguistic representations for vision-and-language tasks. *Advances in neural information processing systems*, 32, 2019. 1, 2, 4
- [11] Sangmin Woo, Sumin Lee, Yeonju Park, Muhammad Adi Nugroho, and Changick Kim. Towards good practices for missing modality robust action recognition. In *Proceedings of the AAAI Conference on Artificial Intelligence*, volume 37, pages 2776–2784, 2023. 1, 2
- [12] Benjia Zhou, Pichao Wang, Jun Wan, Yanyan Liang, Fan Wang, Du Zhang, Zhen Lei, Hao Li, and Rong Jin. Decoupling and recoupling spatiotemporal representation for rgb-d-based motion recognition. In *Proceedings of the IEEE/CVF Conference on Computer Vision and Pattern Recognition*, pages 20154–20163, 2022. 1, 2
- [13] Jiaming Zhang, Ruiping Liu, Hao Shi, Kailun Yang, Simon Reiß, Kunyu Peng, Haodong Fu, Kaiwei Wang, and Rainer Stiefelwagen. Delivering arbitrary-modal semantic segmentation. In *Proceedings of the IEEE/CVF Conference on Computer Vision and Pattern Recognition*, pages 1136–1147, 2023. 1, 2
- [14] Md Kaykobad Reza, Ashley Prater-Bennette, and M. Salman Asif. Mmsformer: Multimodal transformer for material and semantic segmentation. *IEEE Open Journal of Signal Processing*, 5:599–610, 2024. doi: 10.1109/OJSP.2024.3389812. 1
- [15] Natalia Neverova, Christian Wolf, Graham Taylor, and Florian Nebout. ModDrop: Adaptive multi-modal gesture recognition. *IEEE Transactions on Pattern Analysis and Machine Intelligence*, 38(8):1692–1706, 2015. 1
- [16] Ahmed Hussen Abdelaziz, Barry-John Theobald, Paul Dixon, Reinhard Knothe, Nicholas Apostoloff, and Sachin Kajareker. Modality dropout for improved performance-driven talking faces. In *Proceedings of the 2020 International Conference on Multimodal Interaction*, pages 378–386, 2020. 1
- [17] Antti Tarvainen and Harri Valpola. Mean teachers are better role models: Weight-averaged consistency targets improve semi-supervised deep learning results. *Advances in neural information processing systems*, 30, 2017. 1
- [18] Harsh Maheshwari, Yen-Cheng Liu, and Zsolt Kira. Missing modality robustness in semi-supervised multi-modal semantic segmentation. In *Proceedings of the IEEE/CVF Winter Conference on Applications of Computer Vision*, pages 1009–1019. IEEE Computer Society, 2024. doi: 10.1109/WACV57701.2024.00106. 2
- [19] Renjie Wu, Hu Wang, Feras Dayoub, and Hsiang-Ting Chen. Segment beyond view: Handling partially missing modality for audio-visual semantic segmentation. In *Proceedings of the AAAI Conference on Artificial Intelligence*, volume 38, pages 6100–6108, 2024. 1
- [20] Roman Bachmann, David Mizrahi, Andrei Atanov, and Amir Zamir. MultiMAE: Multi-modal multi-task masked autoencoders. In *European Conference on Computer Vision*, 2022. 1
- [21] Ukcheol Shin, Kyunghyun Lee, In So Kweon, and Jean Oh. Complementary random masking for rgb-thermal semantic segmentation. In *2024 IEEE International Conference on Robotics and Automation (ICRA)*, pages 11110–11117. IEEE, 2024. 1, 2
- [22] Anmol Sharma and Ghassan Hamarneh. Missing MRI pulse sequence synthesis using multi-modal generative adversarial network. *IEEE Transactions on Medical Imaging*, 39(4): 1170–1183, 2019. 1
- [23] Reuben Dorent, Samuel Joutard, Marc Modat, Sébastien Ourselin, and Tom Vercauteren. Hetero-modal variational encoder-decoder for joint modality completion and segmentation. In *Medical Image Computing and Computer Assisted Intervention—MICCAI 2019: 22nd International Conference, Shenzhen, China, October 13–17, 2019, Proceedings, Part II 22*, pages 74–82. Springer, 2019. 1
- [24] Yi-Lun Lee, Yi-Hsuan Tsai, Wei-Chen Chiu, and Chen-Yu Lee. Multimodal prompting with missing modalities for visual recognition. In *Proceedings of the IEEE/CVF Conference on Computer Vision and Pattern Recognition*, pages 14943–14952, 2023. 2, 3, 5, 8

- [25] Jaehyuk Jang, Yooseung Wang, and Changick Kim. Towards robust multimodal prompting with missing modalities. In *ICASSP 2024-2024 IEEE International Conference on Acoustics, Speech and Signal Processing (ICASSP)*, pages 8070–8074. IEEE, 2024. 3, 5, 8, 1, 2
- [26] Ruiting Dai, Yuqiao Tan, Lisi Mo, Tao He, Ke Qin, and Shuang Liang. Muap: Multi-step adaptive prompt learning for vision-language model with missing modality. *arXiv preprint arXiv:2409.04693*, 2024. 2, 3, 5, 8
- [27] Edward J Hu, yelong shen, Phillip Wallis, Zeyuan Allen-Zhu, Yuanzhi Li, Shean Wang, Lu Wang, and Weizhu Chen. LoRA: Low-rank adaptation of large language models. In *International Conference on Learning Representations*, 2022. 2, 3, 4
- [28] Douwe Kiela, Suvrat Bhooshan, Hamed Firooz, and Davide Testuggine. Supervised multimodal bitransformers for classifying images and text. *arXiv preprint arXiv:1909.02950*, 2019. 2, 4
- [29] Jacob Devlin, Ming-Wei Chang, Kenton Lee, and Kristina Toutanova. BERT: Pre-training of deep bidirectional transformers for language understanding. In *Proceedings of the 2019 Conference of the North American Chapter of the Association for Computational Linguistics: Human Language Technologies, Volume 1 (Long and Short Papers)*, pages 4171–4186, June 2019. doi: 10.18653/v1/N19-1423. 2
- [30] Arsha Nagrani, Shan Yang, Anurag Arnab, Aren Jansen, Cordelia Schmid, and Chen Sun. Attention bottlenecks for multimodal fusion. *Advances in neural information processing systems*, 34:14200–14213, 2021. 2, 4
- [31] Yao-Hung Hubert Tsai, Shaojie Bai, Paul Pu Liang, J. Zico Kolter, Louis-Philippe Morency, and Ruslan Salakhutdinov. Multimodal transformer for unaligned multimodal language sequences. In *Proceedings of the 57th Annual Meeting of the Association for Computational Linguistics*, pages 6558–6569, July 2019. doi: 10.18653/v1/P19-1656. 2
- [32] Weiyao Wang, Du Tran, and Matt Feiszli. What makes training multi-modal classification networks hard? In *Proceedings of the IEEE/CVF conference on computer vision and pattern recognition*, pages 12695–12705, 2020. 2, 5
- [33] Xiaokang Peng, Yake Wei, Andong Deng, Dong Wang, and Di Hu. Balanced multimodal learning via on-the-fly gradient modulation. In *Proceedings of the IEEE/CVF conference on computer vision and pattern recognition*, pages 8238–8247, 2022. 2, 4, 5
- [34] Yunfeng Fan, Wenchao Xu, Haozhao Wang, Junxiao Wang, and Song Guo. Pmr: Prototypical modal rebalance for multimodal learning. In *Proceedings of the IEEE/CVF Conference on Computer Vision and Pattern Recognition*, pages 20029–20038, 2023. 2
- [35] Qingyang Zhang, Haitao Wu, Changqing Zhang, Qinghua Hu, Huazhu Fu, Joey Tianyi Zhou, and Xi Peng. Provable dynamic fusion for low-quality multimodal data. In *International conference on machine learning*, pages 41753–41769. PMLR, 2023. 2
- [36] Xiaohui Zhang, Jaehong Yoon, Mohit Bansal, and Huaxiu Yao. Multimodal representation learning by alternating unimodal adaptation. In *Proceedings of the IEEE/CVF Conference on Computer Vision and Pattern Recognition*, pages 27456–27466, 2024. 2, 4, 5, 6
- [37] Chenzhuang Du, Yue Zhao, Chonghua Liao, Jiacheng You, Jie Fu, and Hang Zhao. Improving discriminative multimodal learning with large-scale pre-trained models. *arXiv preprint arXiv:2310.05193*, 2023. 2, 4, 5, 8
- [38] Devamanyu Hazarika, Yingting Li, Bo Cheng, Shuai Zhao, Roger Zimmermann, and Soujanya Poria. Analyzing modality robustness in multimodal sentiment analysis. In *Proceedings of the 2022 Conference of the North American Chapter of the Association for Computational Linguistics: Human Language Technologies*, pages 685–696, July 2022. doi: 10.18653/v1/2022.naacl-main.50. 2
- [39] Hu Wang, Yuanhong Chen, Congbo Ma, Jodie Avery, Louise Hull, and Gustavo Carneiro. Multi-modal learning with missing modality via shared-specific feature modelling. In *Proceedings of the IEEE/CVF Conference on Computer Vision and Pattern Recognition*, pages 15878–15887, 2023. 2
- [40] Yikai Wang, Xinghao Chen, Lele Cao, Wenbing Huang, Fuchun Sun, and Yunhe Wang. Multimodal token fusion for vision transformers. In *Proceedings of the IEEE/CVF conference on computer vision and pattern recognition*, pages 12186–12195, 2022. 2
- [41] Jun-Ho Choi and Jong-Seok Lee. EmbraceNet: A robust deep learning architecture for multimodal classification. *Information Fusion*, 51:259–270, 2019. doi: 10.1016/j.inffus.2019.02.010. 2
- [42] Siqi Fan, Zhe Wang, Yan Wang, and Jingjing Liu. Spider-Mesh: Spatial-aware demand-guided recursive meshing for RGB-T semantic segmentation. *arXiv:2303.08692*, 2023.
- [43] Baihong Lin, Zengrong Lin, Yulan Guo, Yulan Zhang, Jianxiao Zou, and Shicai Fan. Variational probabilistic fusion network for RGB-T semantic segmentation. *arXiv preprint arXiv:2307.08536*, 2023. 2
- [44] Md Kaykobad Reza, Ashley Prater-Bennette, and M. Salman Asif. Robust multimodal learning with missing modalities via parameter-efficient adaptation. *IEEE Transactions on Pattern Analysis and Machine Intelligence*, pages 1–13, 2024. doi: 10.1109/TPAMI.2024.3476487. 2, 3
- [45] Niki Nezakati, Md Kaykobad Reza, Ameya Patil, Mashhour Solh, and M. Salman Asif. Mmp: Towards robust multimodal learning with masked modality projection. *arXiv preprint arXiv:2410.03010*, 2024. 2
- [46] Mengmeng Ma, Jian Ren, Long Zhao, Sergey Tulyakov, Cathy Wu, and Xi Peng. Smil: Multimodal learning with severely missing modality. In *Proceedings of the AAAI Conference on Artificial Intelligence*, volume 35, pages 2302–2310, 2021. 2
- [47] Shicai Wei, Chunbo Luo, and Yang Luo. Mmanet: Margin-aware distillation and modality-aware regularization for incomplete multimodal learning. In *Proceedings of the IEEE/CVF Conference on Computer Vision and Pattern Recognition*, pages 20039–20049, 2023. 3
- [48] Donggeun Kim and Taesup Kim. Missing modality prediction for unpaired multimodal learning via joint embedding of unimodal models. *arXiv preprint arXiv:2407.12616*, 2024. 3, 5, 1, 2

- [49] Xin Wang, Devinder Kumar, Nicolas Thome, Matthieu Cord, and Frederic Precioso. Recipe recognition with large multimodal food dataset. In *2015 IEEE International Conference on Multimedia & Expo Workshops (ICMEW)*, pages 1–6. IEEE, 2015. 4, 1
- [50] John Arevalo, Thamar Solorio, Manuel Montes-y Gómez, and Fabio A González. Gated multimodal units for information fusion. *arXiv preprint arXiv:1702.01992*, 2017. 4, 1
- [51] Relja Arandjelovic and Andrew Zisserman. Look, listen and learn. In *Proceedings of the IEEE international conference on computer vision*, pages 609–617, 2017. 4, 1
- [52] Will Kay, Joao Carreira, Karen Simonyan, Brian Zhang, Chloe Hillier, Sudheendra Vijayanarasimhan, Fabio Viola, Tim Green, Trevor Back, Paul Natsev, et al. The kinetics human action video dataset. *arXiv preprint arXiv:1705.06950*, 2017. 4, 1
- [53] Yapeng Tian, Jing Shi, Bochen Li, Zhiyao Duan, and Chenliang Xu. Audio-visual event localization in unconstrained videos. In *Proceedings of the European conference on computer vision (ECCV)*, pages 247–263, 2018. 4, 1
- [54] Houwei Cao, David G Cooper, Michael K Keutmann, Ruben C Gur, Ani Nenkova, and Ragini Verma. Crema-d: Crowd-sourced emotional multimodal actors dataset. *IEEE transactions on affective computing*, 5(4):377–390, 2014. 4, 1
- [55] Alexey Dosovitskiy, Lucas Beyer, Alexander Kolesnikov, Dirk Weissenborn, Xiaohua Zhai, Thomas Unterthiner, Mostafa Dehghani, Matthias Minderer, Georg Heigold, Sylvain Gelly, Jakob Uszkoreit, and Neil Houlsby. An image is worth 16x16 words: Transformers for image recognition at scale. In *International Conference on Learning Representations*, 2021. 4
- [56] Alec Radford, Jong Wook Kim, Chris Hallacy, Aditya Ramesh, Gabriel Goh, Sandhini Agarwal, Girish Sastry, Amanda Askell, Pamela Mishkin, Jack Clark, et al. Learning transferable visual models from natural language supervision. In *International conference on machine learning*, pages 8748–8763. PMLR, 2021. 4
- [57] Yuan Gong, Yu-An Chung, and James Glass. AST: Audio Spectrogram Transformer. In *Proc. Interspeech 2021*, pages 571–575, 2021. doi: 10.21437/Interspeech.2021-698. 4
- [58] Jort F. Gemmeke, Daniel P. W. Ellis, Dylan Freedman, Aren Jansen, Wade Lawrence, R. Channing Moore, Manoj Plakal, and Marvin Ritter. Audio set: An ontology and human-labeled dataset for audio events. In *2017 IEEE International Conference on Acoustics, Speech and Signal Processing (ICASSP)*, pages 776–780, 2017. doi: 10.1109/ICASSP.2017.7952261. 4
- [59] Ilya Loshchilov and Frank Hutter. Decoupled weight decay regularization. In *International Conference on Learning Representations*, 2019. 4
- [60] Yaowei Li, Ruijie Quan, Linchao Zhu, and Yi Yang. Efficient multimodal fusion via interactive prompting. In *Proceedings of the IEEE/CVF conference on computer vision and pattern recognition*, pages 2604–2613, 2023. 4
- [61] Ethan Perez, Florian Strub, Harm De Vries, Vincent Dumoulin, and Aaron Courville. Film: Visual reasoning with a general conditioning layer. In *Proceedings of the AAAI conference on artificial intelligence*, volume 32, 2018. 4
- [62] Douwe Kiela, Edouard Grave, Armand Joulin, and Tomas Mikolov. Efficient large-scale multi-modal classification. In *Proceedings of the AAAI conference on artificial intelligence*, volume 32, 2018. 4
- [63] Lukas Bossard, Matthieu Guillaumin, and Luc Van Gool. Food-101—mining discriminative components with random forests. In *Computer vision—ECCV 2014: 13th European conference, zurich, Switzerland, September 6-12, 2014, proceedings, part VI 13*, pages 446–461. Springer, 2014. 1

# U2A: Unified Unimodal Adaptation for Robust and Efficient Multimodal Learning

## Supplementary Material

### 1. Detailed Dataset Description

**UPMC Food-101** dataset [49] is a popular and challenging multimodal classification dataset. It has two input modalities: image and text. The dataset has 90,704 samples divided into training and test sets having 67,988 and 22,716 samples, respectively. It contains 101 classes, which are the same as those in the ETHZ Food-101 dataset [63]. The samples are noisy, each category contains around 5% irrelevant images as they were collected in an uncontrolled environment without any human human intervention during the data collection process.

**MM-IMDb** dataset [50] is a widely used multimodal dataset for multi-label movie genre classification task. It consists of 25,959 samples, each containing both image and text as input modality. The dataset is divided into three subsets: 15,552 samples for training, 2,608 for validation, and 7,799 for testing. It has 23 classes and each sample can have one or more genre. This dataset serves as a standard benchmark for evaluating multimodal models in the multi-label classification task.

**Kinetics-Sound (KS)** dataset [51] is a subset of the Kinetics-400 dataset [52]. It is used for human action recognition using audio and video as input modalities. This dataset includes 31 different action classes that span a variety of everyday human activities, making it suitable for evaluating multimodal models. The dataset is split into two subsets: a training set containing 14,739 samples and a test set containing 2,594 samples.

**Audio-Visual Event (AVE)** Localization dataset [53] is a benchmark dataset used for multimodal event localization task. It contains 4,143 10-second videos. The dataset is divided into training, validation, and test sets, with 3,339 videos for training, 402 for validation, and 402 for testing. The dataset encompasses 28 different event categories providing a broad range of scenarios where both audio and visual signals are crucial for accurate event detection. All videos in the AVE dataset are collected from YouTube.

**CREMA-D** dataset [54] is used for multimodal emotion recognition. It has audio and video as input modalities. The dataset contains 7,442 short video clips performed by 91 actors. The clips cover six emotions: angry, happy, sad, neutral, disgust, and fear. Emotion labels were obtained from 2,443 crowd-sourced raters to ensure diverse evaluations. The dataset is divided into 6,698 samples for training and 744 samples for testing.

Table 5. List of all the hyperparameters used in our experiments.

Hyperparameters	Image-Text Datasets	Audio-Video Datasets
Learning Rate	$10^{-3}$	$5 \times 10^{-5}$
Scheduler	Polynomial	Polynomial
Power	0.9	0.9
Num Epochs	10	100
Warmup Epochs	5	5
Optimizer	AdamW	AdamW
$\epsilon$	$10^{-8}$	$10^{-8}$
Weight Decay	0.02	0.02
$\lambda$	0.20	0.20
LoRA Rank	1	1
LoRA Alpha	1	1
LoRA Dropout	0.1	0.1
Image Encoder	ViT-B	ViT-B
Text Encoder	BERT-Base	-
Audio Encoder	-	AST
Image Resolution	$224 \times 224$	$224 \times 224$
Patch Size	$16 \times 16$	$16 \times 16$
Batch Size	8	4
Audio Sampling Rate	-	16 kHz
Frequency Bins	-	128
Maximum Length	-	1024 Frames
Frames Per Video	-	3
Python Version	3.8.19	3.8.19
PyTorch Version	2.2.2	2.2.2
GPU Model	RTX 2080Ti	RTX 2080Ti
Num GPUs	2	1

### 2. Implementation Details

In Section 4.2 of the main paper, we briefly discussed the hyperparameter settings used in our experiments. Here, we provide a complete list of all the hyperparameters and their values in Table 5. The “Image-Text Datasets” column includes the hyperparameters for UPMC Food-101 and MM-IMDb datasets, while the “Audio-Video Datasets” column lists the hyperparameters for Kinetics-Sound, AVE, and CREMA-D datasets.

### 3. Different Modality Ratios During Training and Testing

To further evaluate the missing modality robustness of our method, we follow the experimental setup from [25, 48] and

**Table 6.** Performance comparison on MM-IMDb and UPMC Food-101 dataset when modality gets missing during both training and testing. We train and test our model with different modality ratios and report the mean and standard deviation (SD) of three independent runs with different seeds. We report F1-Macro score for MM-IMDb dataset and % accuracy for UPMC Food-101 dataset.

Datasets	Missing Rate	Train Modality		Test Modality		ViLT	MAP	MSP	Kim et al.	<b>Ours</b> (Mean $\pm$ SD)
		Image	Text	Image	Text					
MM-IMDb	70%	30%	100%	30%	100%	37.63	47.18	47.45	<u>56.03</u>	<b>60.21 <math>\pm</math> 0.40</b>
				65%	65%	34.47	37.25	42.17	<u>49.81</u>	<b>50.05 <math>\pm</math> 0.53</b>
				100%	30%	30.00	24.31	34.32	<b>43.07</b>	<u>36.10 <math>\pm</math> 0.19</u>
		65%	65%	30%	100%	36.48	42.72	44.81	<u>55.26</u>	<b>57.45 <math>\pm</math> 0.21</b>
				65%	65%	36.54	40.84	42.03	<u>49.24</u>	<b>54.04 <math>\pm</math> 0.23</b>
				100%	30%	33.76	37.80	37.30	<u>42.46</u>	<b>50.05 <math>\pm</math> 0.29</b>
		100%	30%	30%	100%	27.25	20.17	34.11	<b>54.67</b>	<u>44.72 <math>\pm</math> 0.46</u>
				65%	65%	32.51	29.79	36.97	<u>49.09</u>	<b>49.26 <math>\pm</math> 0.42</b>
				100%	30%	34.26	36.89	38.34	<u>43.21</u>	<b>52.61 <math>\pm</math> 0.12</b>
Food 101	70%	30%	100%	30%	100%	76.40	86.34	86.34	<u>87.11</u>	<b>87.48 <math>\pm</math> 0.13</b>
				65%	65%	59.03	57.92	71.88	<b>81.22</b>	<u>77.52 <math>\pm</math> 0.29</u>
				100%	30%	41.94	29.71	56.87	<b>75.41</b>	<u>67.60 <math>\pm</math> 0.26</u>
		65%	65%	30%	100%	73.62	85.55	85.91	<u>87.35</u>	<b>87.36 <math>\pm</math> 0.20</b>
				65%	65%	68.60	78.49	78.89	<u>82.67</u>	<b>82.83 <math>\pm</math> 0.25</b>
				100%	30%	64.25	71.17	71.58	<u>78.13</u>	<b>78.40 <math>\pm</math> 0.09</b>
		100%	30%	30%	100%	43.67	27.46	57.22	<b>86.90</b>	<u>85.34 <math>\pm</math> 0.15</u>
				65%	65%	54.75	50.79	65.13	<u>82.35</u>	<b>82.78 <math>\pm</math> 0.22</b>
				100%	30%	66.01	73.71	73.77	<u>78.81</u>	<b>80.37 <math>\pm</math> 0.18</b>

train and test our method with different modality ratios. As described in Section 4.4.1, let  $\eta$  denote the missing rate. We consider three scenarios: missing-text, missing-image, and missing-both. For the first two cases,  $\eta\%$  of the samples contain only images or only texts, while  $(1 - \eta)\%$  contain image-text pairs. For the missing-both case, we have  $\frac{\eta}{2}\%$  text-only,  $\frac{\eta}{2}\%$  image-only, and  $(1 - \eta)\%$  complete pairs. We set  $\eta = 70$  throughout our experiments following [25, 48].

We compare our method with the following approaches: (1) baseline multimodal model: ViLT [8]; and (2) prompt-based methods: missing-aware prompts (MAP) [24], modality-specific prompts (MSP) [25], and method proposed by Kim and Kim [48]. Other methods do not report performance for this specific setup, and thus we are unable to compare with them.

Table 6 presents the results for different missing modality scenarios during training and testing. To ensure robust evaluation, we report the mean and standard deviation from three independent runs with different seeds. While the method proposed by Kim and Kim [48] performs well in some scenarios, our approach consistently outperforms existing baseline methods on both the MM-IMDb and UPMC Food-101 datasets in most of the cases. These results support our claim that mask tokens effectively estimate missing modality features, enhancing robustness to different miss-

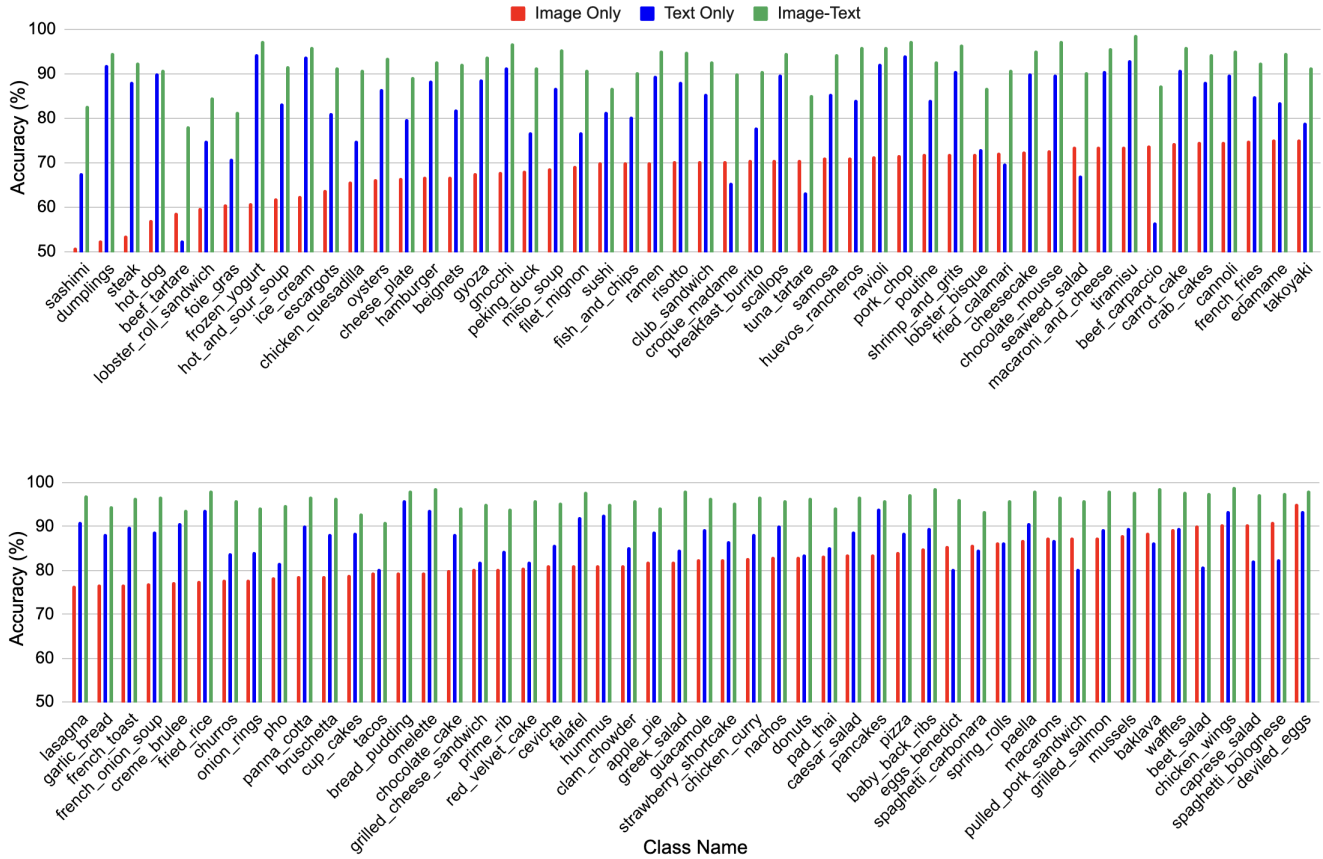
ing modality scenarios.

#### 4. Analysis of Modality Dependence.

We extend our analysis of the impact of missing modalities on UPMC Food-101 dataset. We train our model on modality-complete data and evaluate it on both modality-complete and modality-incomplete test samples. As shown in Figure 6, we observe that multimodal (image-text) data consistently outperforms unimodal performance across all classes. However, the dependence on specific modalities varies significantly across different food categories.

Classes such as “dumplings”, “Frozen\_yogurt”, and “Ice cream” demonstrate a strong dependence on the text modality. These classes perform well with text-only inputs, and performance drops drastically when text modality is missing. In contrast, categories like “tuna\_tartare”, “beef\_carpaccio”, and “beet\_salad” depend heavily on the image modality. Their performance drops significantly when image modality is missing. This observation suggests that some classes rely more on text, while others depend heavily on images for accurate classification.

Interestingly, some classes such as “beef\_tartare”, “chicken\_quesadilla”, and “croque\_madame” exhibit relatively poor performance with unimodal inputs. Perfor-



**Figure 6.** Per class performance analysis on UPMC Food-101 dataset.

mance on these classes improve significantly when we utilize both image and text. Overall, our findings on UPMC Food-101 dataset supports our previous observation, as discussed in Section 4.5, that while multimodal information universally enhances performance, the degree of modality dependence remains heterogeneous across classes.