

Classroom Activities and New Classroom Apps for Enhancing Children's Understanding of Social Media Mechanisms

HENRIIKKA VARTIAINEN, University of Eastern Finland

NICOLAS POPE, University of Eastern Finland

JUHO KAHILA, University of Eastern Finland

SONSOLES LÓPEZ-PERNAS, University of Eastern Finland

MATTI TEDRE, University of Eastern Finland

Young people are increasingly exposed to adverse effects of data-driven profiling, recommending, and manipulation on social media platforms, most of them without adequate understanding of the mechanisms that drive these platforms. In the context of computing education, educating learners about mechanisms and data practices of social media may improve young learners' data agency, digital literacy, and understanding how their digital services work. A four-hour technology-supported intervention was designed and implemented in 12 schools involving 209 5th and 8th grade learners. Two new classroom apps were developed to support the classroom activities. Using Likert-scale questions borrowed from a data agency questionnaire and open-ended questions that mapped learners' data-driven reasoning on social media phenomena, this article shows significant improvement between pre- and post-tests in learners' data agency and data-driven explanations of social media mechanisms. Results present an example of improving young learners' understanding of social media mechanisms.

CCS Concepts: • **Social and professional topics** → **K-12 education**; *Computing literacy*; *Computational thinking*; **Computing education**; Children.

Additional Key Words and Phrases: Artificial intelligence, AI, K-12, School, AI education, Social media, Social media literacy

ACM Reference Format:

Henriikka Vartiainen, Nicolas Pope, Juho Kahila, Sonsoles López-Pernas, and Matti Tedre. 2024. Classroom Activities and New Classroom Apps for Enhancing Children's Understanding of Social Media Mechanisms. *ACM Trans. Comput. Educ.* 1, 1, Article 1 (January 2024), 33 pages. <https://doi.org/10.1145/XXXX>

1 INTRODUCTION

Children and young people today grow up in a new media ecology dominated by social media platforms that blend social content, news, opinions, advertising, and entertainment, often blurring the boundaries between them (Ofcom, 2023). While most youth are active users of social media services—and some also active contributors themselves—they often lack awareness of the various types of personal data these platforms collect about them, and how these data are used (Pangrazio & Selwyn, 2019; Authors, 2024). Personal and behavioral data, once considered a mere byproduct of online participation, have become valuable economic resources for platform owners, who collect vast amounts of information about users' actions and interactions, such as browsing habits, locations, emotional reactions, moods, media consumption, and preferences (McCosker, 2017; van Dijck, 2013; Zuboff, 2015). Such multidimensional data, shared voluntarily or unknowingly, enables the creation

Authors' addresses: Henriikka Vartiainen, henriikka.vartiainen@uef.fi, University of Eastern Finland; Nicolas Pope, nicolas.pope@uef.fi, University of Eastern Finland; Juho Kahila, juho.kahila@uef.fi, University of Eastern Finland; Sonsoles López-Pernas, sonsoles.lopez@uef.fi, University of Eastern Finland; Matti Tedre, matti.tedre@uef.fi, University of Eastern Finland.

2024. 1946-6226/2024/1-ART1 \$0.00
<https://doi.org/10.1145/XXXX>

of detailed user profiles at a global scale. Those data, in turn, enable platforms to deliver targeted and personalized content aimed at maximizing user engagement on the platforms (Fisher, 2022).

Algorithmic processes increasingly influence people's decisions and actions, categorizing, classifying, and prioritizing people, places, objects, ideas, and even their thought patterns (Hallinan and Striphas, 2016). In this algorithmic culture, people's personal choices are increasingly influenced by their social networks and by like-minded individuals who have made similar decisions in comparable situations (van Dijck, 2013). These data-driven practices of influencing enable and create interactions, emotional responses, behaviors, and new habits of mind that might not exist without large-scale data collection and use (Hallinan & Striphas, 2016; Vartiainen & Tedre, 2024). Furthermore, tracking and profiling facilitate targeted marketing, behavior engineering, attention harvesting, and spread of targeted or tailored mis- and disinformation, as well as many other less desirable data-driven practices (Hendricks & Vestergaard, 2018; Kramer et al., 2014; Valtonen et al., 2019).

A critical discourse is growing in the context of the complexity of human agency in online environments where people's interactions, decision-making, knowledge construction, and participation are increasingly mediated, augmented, produced, and regulated by AI-driven systems (Kitchin, 2012; Vartiainen & Tedre, 2024). In light of these transformations, it is essential for online users to understand the mechanisms that drive social media (Pangrazio & Selwyn, 2019). This understanding enables them to make informed, ethical, and critical decisions that are grounded in understanding how data are generated, processed, and used for different purposes (Authors, xxx). What makes that understanding difficult is that those mechanisms are naturally opaque to some extent, as well as protected secrets of platform owners. One challenge of media education in the 2020s is how to expose those mechanisms and enhance young learners' understanding of social media mechanisms and data practices that they encounter daily (Grover, 2024; Valtonen et al., 2019; Morales-Navarro et al., 2024; Heintz & Roos, 2021; Long & Magerko, 2020; Shapiro & Fiebrink, 2019; Chiu et al., 2024).

Despite the widespread use of social media and other online platforms in young people's lives, understanding AI and other mechanisms of social media are often missing in educational curricula (e.g., Van Mechelen et al., 2023; Martins & Gresse Von Wangenheim, 2022). This risks increased reliance on folk theories (DeVito et al., 2017, 2018), new digital divides (Grover, 2024), and overlooking significant ethical questions (Morales-Navarro et al., 2024; Druga et al., 2022). There is a marked lack of research on how those mechanisms can be taught to young learners in a media-rich environment (for recent approaches see, e.g., Morales-Navarro et al., 2024; Van Mechelen et al., 2023; Rizvi et al., 2023). This study presents findings from research conducted in 12 classrooms in Finnish elementary and secondary schools (classes 5 and 8, 11–15 years old children). This article presents hands-on, computer-supported classroom activities and educational technologies designed to facilitate collaborative learning and critical inquiry. It presents results from engaging 209 students in exploring how social media works, including its basic concepts and principles, as well as exposing some of its opaque mechanisms. The study posed two research questions:

1. How do children's explanations of the basic mechanisms of social media develop over a four-hour technology-rich educational intervention?
2. How do children's perceptions of their data agency in relation to social media develop over that intervention?

This article is aimed at computing education researchers, educators, policymakers, researchers, and educational technology researchers interested in enhancing data agency and social media literacy among young people (Vartiainen et al., 2024; for data awareness, see Höper & Schulte, 2024). By providing practical insights and evidence-based strategies for the classroom, we hope to

contribute to computing education research that focuses on data-driven practices of social media and strengthened agency in the datafied society.

This article begins by introducing the key concepts of social media that children explored in the intervention, namely, data collection, profiling, engagement, and recommendation. Then, it takes a look at the previous research on people’s everyday conceptions and folk theories concerning social media, and how they are connected to pedagogical challenges of fostering the development of understanding of scientific concepts that differ from everyday experiences and observations. The article details the study context, the instructional intervention, and the educational technologies and learning activities designed to cultivate collaborative learning and inquiry. After describing data collection and analysis, and results of pre-post tests, the article ends with a discussion on the possibilities and challenges of supporting children’s understanding of social media mechanisms, and how this should be taken into account when facilitating informative and agentive actions in the age of AI.

2 UNPACKING SOME BASIC CONCEPTS

Computer-based processing of personal data has vexed people since the advent of modern computing (Acquisti, 2015). As society’s functions have become increasingly computerized, theorists have explored how information systems influence various aspects of life, including work dynamics (Zuboff, 1988), worldviews (Bowker & Star, 2000), social connections (boyd & Ellison, 2007), and identity formation (boyd, 2015), among many others. The 2000s saw the rise of pervasive computing, the Internet of Things, data-intensive analysis, and social media, which fueled unprecedented capabilities for tracking and profiling individuals, providing detailed insights into personal behaviors (Swan, 2012; Zuboff, 2019). Extensive interdisciplinary body of research has accrued on the gradual loss of privacy from perspectives like rights, commodities, and control (Smith et al., 2011; Acquisti, 2015)—and as a response, it has been suggested that everyone should learn and understand how massive amounts of data, including location, moods, preferences, and personal secrets, are collected and processed by everyday online platforms (Bowler et al., 2017; Swan, 2012; Valtonen et al., 2019).

Understanding the basics of datafication and the data-driven mechanisms of social media require familiarity with a number of concepts, of which four were selected for this intervention. The first is *data collection* and different types of data involved (e.g., van der Hof, 2016; Pangrazio & Selwyn, 2019). As users sign up they provide volunteered data, or “data given”, such as name, age, and location. As they interact with the platform, their actions provide observed data, or “data traces”, such as mouse clicks, time spent on content, keyboard typing speed, or software accessibility settings (Jünger, 2018). And once enough directly observed data has accumulated, the systems can statistically or otherwise infer missing data about users by comparing them with similar users (“data inferred”)—data such as movie preferences, spending habits, and political leanings (Hendricks & Vestergaard, 2019). The volume, velocity, and variety of data is key to understanding its privacy and security implications (e.g., Barassi, 2020)—but the extent of data collection is opaque to users.

The second key concept is *profiling*, which involves categorizing individuals into innumerable many categories based on their behaviors, interests, and demographics, among other things (Bowker & Star, 2000). This process is messy and complex, inherently fuzzy, discriminating by default, and invariably inaccurate (Bowker & Star, 2000; Noble, 2018; Benjamin, 2019; Crawford, 2021; Morales-Navarro et al., 2024). Despite its shortcomings, profiling underpins effective online experiences, such as personalized interfaces, tailored content, and precise recommendations—but it is also crucial for targeted advertising, opinion swaying, behavior engineering, and directed manipulation (Valtonen et al., 2019; Eubanks, 2018; Zuboff, 2019). The EU GDPR mandates that users should be

able to download and inspect their personal data, including their profiles, but in practice the data are too complex and too voluminous to be human-readable.

The third key concept is *engagement*, or the user's interaction with content on a social media platform, involving both data given explicitly (e.g., liking or commenting) and unobtrusively collected data traces (e.g., stopping to view content instead of scrolling through) (Dolan et al., 2016). The social media business model often relies on maximizing user engagement to increase user retention and attract advertisers, at the cost of some users' well-being (Valkenburg et al., 2022). Social media sites calculate engagement scores based on data given, data traces, and inferred data, but those scores and their calculation methods remain invisible to the user.

The fourth key concept is *recommending*, which is central to maximizing user engagement by suggesting, for example, content, friends, and communities that align with the user's interests. Recommending relies on the profile built of each user, the profiles of similar users, and a range of techniques such as collaborative filtering (the more one user's interests align with another on certain topics, the higher the likelihood that their interests will align on other topics as well). Recommending is typically overt, but its actual mechanisms are opaque to the users.

While the data-driven mechanisms of social media are hidden from the users, the epistemic opacity behind these concepts and practices also poses novel theoretical and practical challenges for education. That opacity comes in many forms; some opacity is essential (e.g., intrinsic complexity of the mechanisms) and some opacity is accidental (e.g., contingency or human choices) (Koskinen, 2023). Despite extensive research on promoting conceptual and scientific understanding in school education (Aleknavičiūtė et al., 2023; Lehtinen et al., 2020), social media mechanisms differ significantly from the well-defined concepts and transparent mechanisms in many other disciplines. Many AI systems lack precise and complete scientific representations due to a variety of intrinsic and contingent opaque features.

3 FOSTERING CONCEPTUAL CHANGE

While the rise of social media has not been overlooked in educational research, most approaches to media literacy have predominantly focused on children's and young people's media use, their practices, cultures of creative participation, and their ability to interpret, evaluate, and critique online content (e.g., Kafai et al., 2018; Livingstone et al., 2019; Rasi et al., 2019; Morales-Navarro et al., 2024). Media education has also emphasized the importance of encouraging youth to engage in critical and ethical reflections on the nature of new media (Kafai et al., 2018; Morales-Navarro et al., 2024) and understanding the intentions, applications, and purposes behind social media platforms (Valtonen et al., 2019). However, topics related to the underlying mechanisms of social media and the datafication of everyday life are often missing from educational curricula (Pangrazio & Selwyn, 2019; Stoilova et al., 2020; Van Mechelen et al., 2023). Moreover, there are substantial disparities in the support children and youth receive from their parents and teachers concerning the data economy and digital infrastructure underpinning everyday interactions (Stoilova et al., 2020).

Previous research has shown that people intuitively develop various kinds of folk theories to explain AI or social media systems and mechanisms (DeVito et al., 2018; Mühling & Große-Börling, 2023). DeVito et al. (2017) defined folk theories as "*intuitive, informal theories that individuals develop to explain the outcomes, effects, or consequences of technological systems, which guide reactions to and behavior towards said systems.*" These theories encompass causal models of how algorithms work, as well as opinions and attitudes regarding potential outcomes of their operations (DeVito et al., 2017). These intuitive theories are generated through everyday use of social media as well as through other sources such as media or discussions with friends (DeVito et al., 2018). Folk theories may significantly differ from scientific theories or engineering explanations, as they require users to generalize the inner workings of algorithms, which are hidden behind simple interfaces (Büchi et

al., 2023). Yet, folk theories essentially act as the contextual frames through which people interact with social media and form assumptions and expectations that guide their actions, reactions, identity-formation, and understanding (DeVito et al., 2017; Karizat et al., 2021). Recent research also indicates that the formation of more scientific conceptions of AI and related mechanisms is unlikely to happen through everyday experiences and interactions with AI among primary school students (Mertala et al., 2022; Authors, 2024) and preservice teachers (Vartiainen et al., 2024).

While folk theories about the inner workings of social media have primarily been studied in the field of human-computer interaction, educational research on children's conceptions and conceptual change has extensively studied the difficulties students face in formal educational settings when attempting to develop their understanding of certain scientific concepts (Aleknavičiūtė et al., 2023; Lehtinen et al., 2020). Conceptual change research has revealed that children construct various kinds of naïve conceptions or misconceptions from their everyday experiences and observations from lay culture (Chi, 2008; Vosniadou et al., 2008). Thus, children already possess initial conceptions and prior knowledge that not only shape how they interpret the world around them, but very often, these folk theories can incorporate misconceptions that have contradictory impacts on learning in classrooms (Aleknavičiūtė, Lehtinen & Södervik, 2023).

Studies on conceptual change have also shown that naïve conceptions and misinterpretations are difficult to change, as initial conceptions may persist even after many years of exposure to instruction (Vosniadou, 2013). Conceptual change is a long and gradual process during which new information is incorporated into the existing knowledge base (Vosniadou, 2013). However, in many cases, learning advanced scientific concepts does not lead to the replacement of initial concepts; rather, the scientific and initial concepts can coexist (Vosniadou, 2014). In other words, slow revision of an initial conceptual system may lead towards scientific understanding, but also result in various misconceptions or synthetic conceptions that integrate some aspects of the scientific concepts with initial conceptions and beliefs (Vosniadou, 2014).

Research on conceptual change has suggested that understanding scientific phenomena can and should be facilitated (Aleknavičiūtė et al., 2023; Schlatter et al., 2020). Advances and revisions in children's explanations can be supported by hands-on learning experiences where children are guided to test their prior conceptions by conducting experiments and explaining their conclusions with systematic evidence (Aleknavičiūtė et al., 2023; Osterhaus et al., 2021). Previous research has also demonstrated that computer simulations and games can support the development of understanding by making abstract scientific concepts more accessible, concrete, and visible (Smetana & Bell, 2012; Trundle & Bell, 2010). They allow students to confront their own beliefs by visualizing objects and processes that are normally beyond perception, and by enabling students to manipulate variables that are otherwise beyond their control in the physical world (Trundle & Bell, 2010; Smetana & Bell, 2012).

Individual learning and conceptual change can also be facilitated through collaborative activities that cultivate new ways of thinking through joint exploration, dialogical interaction, argumentation, and classroom discussions (Vosniadou, 2007). Students' prior conceptions and modes of thought should also be made visible to the teacher, who can then design, tailor, and scaffold the construction of scientific understanding so that students experience dissatisfaction with their prior conceptions and are motivated to restructure their prior knowledge and understandings (Aleknavičiūtė et al., 2023).

Although research on how to support children's understanding and reasoning of the underlying mechanisms of social media and AI is scarce, some studies suggest that collaborative learning and exploration of ML-based technologies and mechanisms could offer a promising avenue for students to develop their conceptual understanding of ML principles, workflows, and its applications (e.g., Grover, 2024). Yet, to our knowledge, no studies have examined changes in children's conceptions

of social media mechanisms as a result of collaborative inquiry using computer simulations, games, and learning activities designed to expose the processes by which familiar social media platforms track users, profile them, and recommend content tailored to individual preferences.

4 METHODOLOGY

4.1 Context and study design

This research is part of a long-term, multidisciplinary design-based research and a larger research program focused on co-designing educational technologies, pedagogical models, and scaffolding strategies for integrating AI topics to school education (Authors, 2024a; 2024b). In the program, initiated in 2023, researchers, software developers, and schoolteachers co-design and implement a series of increasingly complex and cumulative projects in local schools, involving over 200 school children. This paper presents findings from a second round of interventions conducted in spring 2024 with the same classrooms that participated in the first round in spring 2023.

4.2 Participants

The participants of the study were twelve classes of 5th and 8th graders (N=209) from Finnish elementary and secondary schools (Table 1).

Table 1. Number of participants per grade

	Participants	Schools (classrooms)
5th grade	129	7
7th grade	80	5
Total	209	12

The study was conducted following the guidelines of the Finnish National Board on Research Integrity (TENK, 2019). Research permit was obtained from the municipal educational administration, and informed consent was also obtained from the guardians of each participant. In addition, researchers verbally informed the children about the research methodology and data collection process, emphasizing the confidential and voluntary nature of the study. As the workshops were integrated into the regular school activities and implemented during school hours, the workshops involved participating and non-participating students, and only data from the former were collected.

4.2.1 Instructional intervention. The school projects involved two workshops, each lasting approximately 1.5 to 2 hours. These workshops were led by a researcher experienced in primary school classroom teaching who had previously worked with the same students during the first-year school interventions in 2023. In these two workshops, the children explored social media mechanisms using two newly developed educational classroom apps designed to facilitate collaborative learning and inquiry.

The first workshop. The first workshop focused on introducing students to key concepts in datafication and social media—data collection, profiling, engagement, and recommendation—through gamified learning activities centered around a profiling game (for more detailed description of the educational app, see Authors, 2024a). In this game, students were guided to analyze various types of everyday data traces to construct and iteratively refine detailed profiles of a mystery social media user. These data traces were similar to those collected by social media services commonly used by children and youth (Authors, forthcoming). The game provided relatable examples for children to investigate, such as listening to music, watching videos, following someone, posting



Fig. 1. Children combining data traces to form a profile of the mystery person X. The teacher's screen shows one hint at a time, and each student pair builds and gradually refines a profile of X on their personal devices.

images, creating stories, searching for information, and sharing locations. Storylines featuring familiar characters and their daily activities helped connect the datafication-related concepts to the students' everyday lives.

The activity was designed to demonstrate how everyday actions on social media and other online platforms generate data that can be used to infer and describe one's persona, preferences, moods, and behaviors. It also introduced the concept of profiling, showing how data from different profiles can be combined to create detailed profiles and predict interests. The activity highlighted the differences between human-made and automated profiling techniques, which were further elaborated in the second workshop. Figure 1 presents a picture of the classroom activity.

To foster collaborative learning and inquiry, children were paired up to work together during the game. The game was designed to support collaborative discussions by gradually unveiling new clues and by presenting question prompts. These prompts encouraged students to externalize, articulate, and reflect on their reasoning and make connections across different data traces. The students were scaffolded to collaboratively construct and reconstruct their evolving understanding by refining and evaluating the profiles which they were building. The sociotechnical design of the game further supports collaboration in that the game concludes with profiles built by student pairs shared and projected on the classroom screen, using the game's virtual bulletin board feature. This allowed all students to see how others had profiled the same mystery person and engaged the whole class in discussions facilitated by the teacher.

After the game activity, the teacher instructed students to reflect on their learning, discuss in pairs, and write down the types of data that can be collected from their own social media activities. Students were prompted to think about what can be inferred from those data (similar to what they inferred in the game), and to consider the purposes for which these inferred data might be used. By linking the game activities to their own everyday experiences, the aim was to scaffold children to

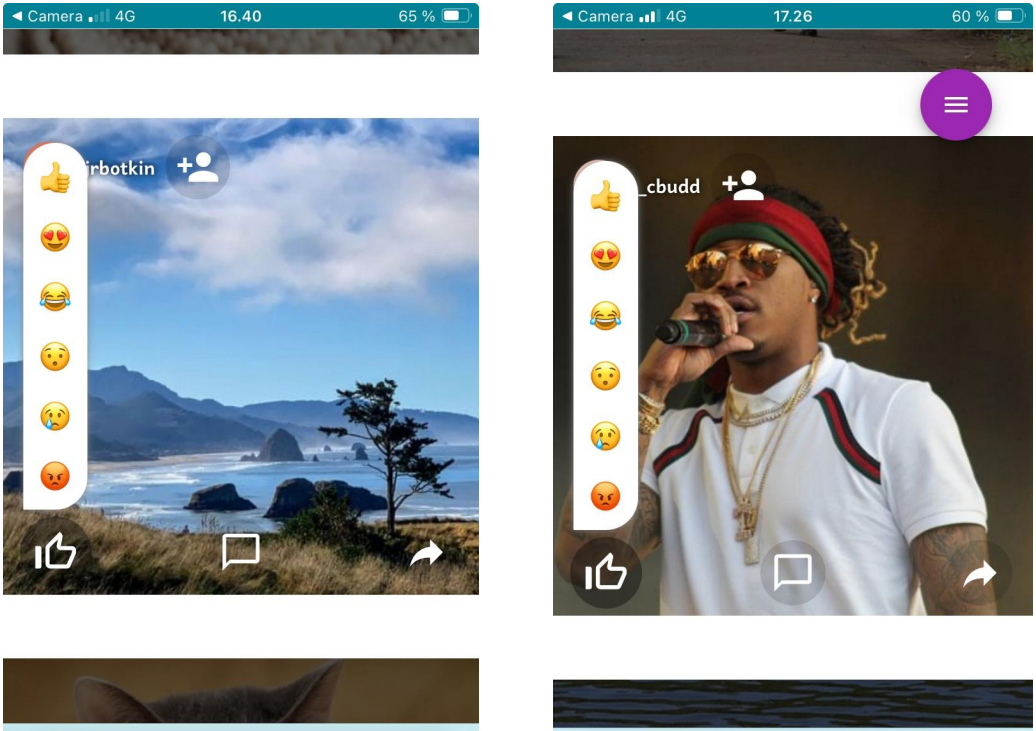


Fig. 2. Screenshots of user browsing images on Somekone, with “like” button selected to react to pictures.

reflect and reconsider their own social media activities and data traces using datafication-related concepts and computing’s disciplinary strategies.

The second workshop. The second workshop was intended to elaborate and deepen the exploration of mechanisms and concepts related to tracking, profiling, engagement, and content recommendation. To support children’s collaborative inquiry, a new educational classroom app called “Somekone” was developed (for more detailed description of the app, see Authors, 2024b). Resembling Instagram’s user interface, Somekone offers an infinite feed of images along with typical social media engagement features like liking, reacting, commenting, following, and sharing (Fig. 2). It also provides the ability to pair one’s device with another device that presents a real-time visualization of how the social media platform Somekone tracks users, profiles them, and tailors recommendations.

Students worked in pairs, with one device used to browse the Somekone feed and another device as an analytics platform. Students were guided to collaboratively explore the data generated by their browsing, the profiles being built from them, and the upcoming recommendations formed from engagement data collected from all users in the classroom. Children were instructed to imagine browsing as someone else, to use a nickname instead of their real name, and avoid sharing any sensitive information, as everyone’s activities would be shown on the classroom screen. The image dataset was extracted from a classroom safe image board, and then curated by teachers and researchers (Authors, 2024b).

Firstly, the concept of tracking was illustrated by providing students with access to a real-time visualization of the user’s action log during their browsing sessions (Fig. 3a). As children browsed the feed, they could explore various types of data traces constantly collected from their

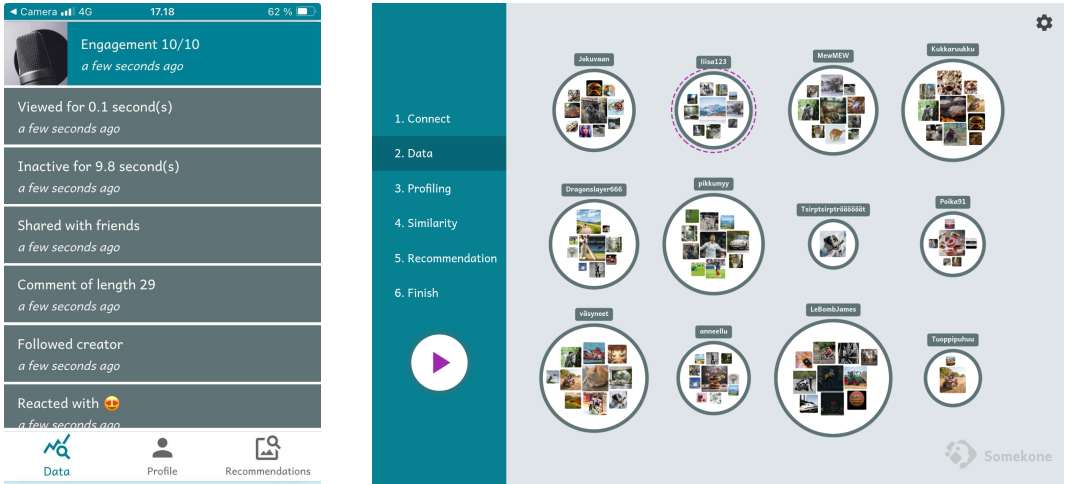


Fig. 3. a) Live view of data collected from another student’s browsing session on a paired device (on the left) and b) the whole classroom’s profiles (on the right).

actions on the platform and experiment with how different data traces affected the engagement score calculated for each image. The data traces included image views, time spent viewing, likes, comments, periods of user inactivity, reactions with different emojis, following other users, and sharing content privately, with friends, or publicly (see Authors, 2024b). The teacher’s projector also showed everyone’s profiles forming up (Fig. 3b).

Secondly, the concept of profiling was demonstrated by showing how data traces are automatically converted into profiles. These profiles primarily consisted of topic affinities that were continuously updated based on the children’s own actions and engagement with labeled images. Figure 4a shows a screen shot of real-time visualization on a student’s mobile phone. Through these visualizations, the children could explore how each type of interaction contributed differently to the engagement score and identify which topics received the most engagement through actions like sharing, following, reacting with emojis, and viewing. After exploring how engagement scores were calculated, the students could then observe how the tool builds profiles of them, visualized as a word cloud representing their most engaged topics. The gradually forming profiles from the whole class were projected on the teacher’s screen to ease comparison. Figure 4b shows the classroom view of all profiles forming up. The students were guided to evaluate the accuracy of their profiles and compare different profiles on the teacher’s screen.

Thirdly, the concept of recommending was illustrated by revealing how profiling and engagement data from all users influenced the selection of upcoming images on their feed (Fig. 5a). Through this explainable AI-type visualization, children could see how their past and ongoing interactions with the tool not only shaped their personal experience but was also influenced by the decisions and preferences of other users with the platform. Someone also provides a real-time visualization of the social network of the current class, clustered by profile similarity, which was shown on the teacher’s projector (Figure 5b). This allowed children to collaboratively explore how clusters of similar profiles were formed, influencing the recommendations they received (Authors, 2024b).

Someone allows students to collaboratively interact with the system and explore central social media concepts through their own real-time actions, facilitated by multiple representations on multiple levels (see Figure 6 for more examples of visualizations presentable for different age groups).

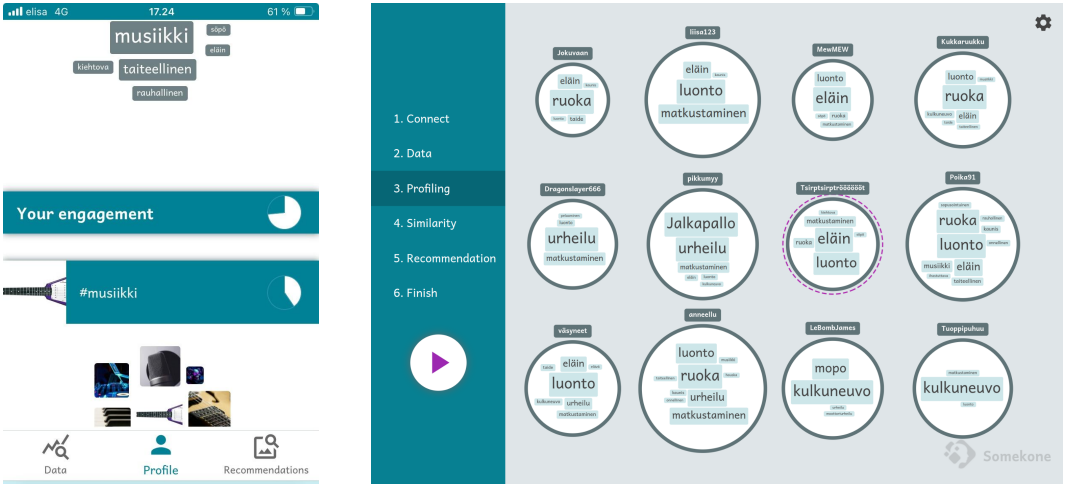


Fig. 4. a) Somekone-generated live view of profile forming up on a paired device (on the left) and b) the whole classroom of profiles forming up, shown on the classroom projector (on the right).

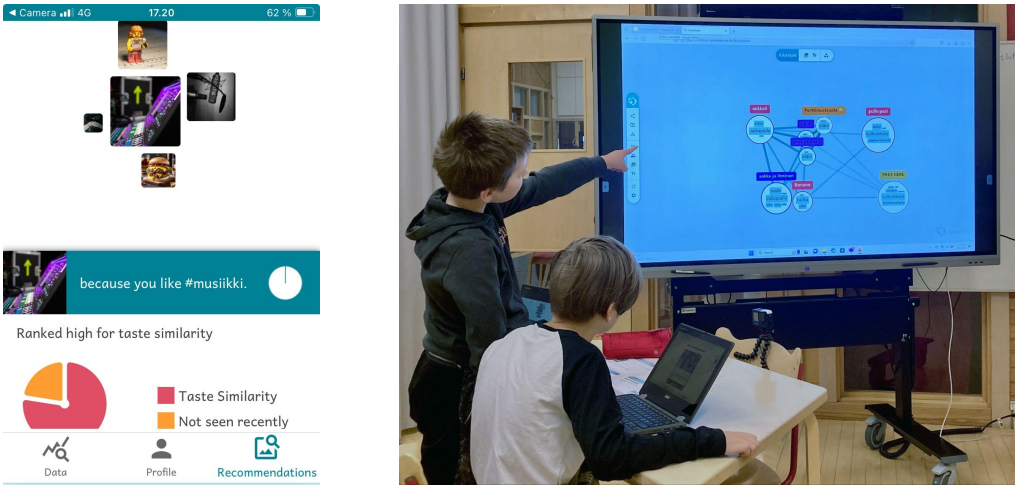


Fig. 5. a) A live feed of the five next upcoming recommendations shown on the app (on the left) and b) a real-time visualization of social network of the classroom, clustered by profile similarity (on the right).

Concepts related to social media mechanisms were anchored in both individual and collective classroom actions, enabling students to observe how their micro-level interactions—collected as individual data traces—lead to visible patterns and clusters at the macro-level, influencing their recommendations and future interactions.

After the Somekone activity, the teacher gave a presentation about the impacts of commercial tracking, profiling, and content recommendation. Children were guided to reflect on the possibilities, potential risks, and harms that these data-driven practices may pose on oneself and to others. As a final reflective task, the children wrote a letter to decision makers about their views on commercial tracking, profiling, and content recommendation. They were encouraged to propose what might

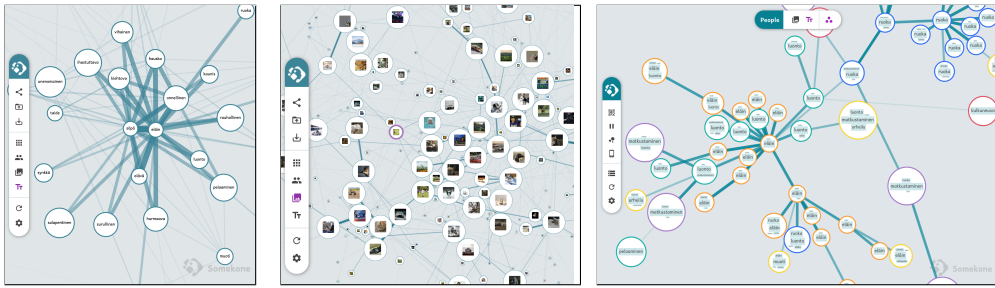


Fig. 6. a) Additional views of the data provided by Somekone: Topic affinities (on the left), b) picture co-engagement network (in the middle), and c) a social network of a large classroom of users (on the right).

be done to address their insights and needs. The activity aimed to promote critical consciousness (Freire, 1974) towards the technologies and power structures that shape children's everyday lives and to engage children in considering, suggesting, and imagining alternative possibilities for change and improvement.

4.3 Data collection and analysis

While various kinds of data were collected from the workshop, this study focused on analyzing pre-test and post-test data. Before the first workshop, the students were asked to answer a pre-test implemented on a web form. This online questionnaire was divided into three sections. The first section measured the use of social software applications (not reported here).

The second section contained 11 statements measuring experiences of data agency, derived partially from a self-evaluation instrument developed by Authors (forthcoming). Moreover, it included deliberately planned items that systematically focused on the understanding of the target concepts and social media mechanism that the children were exploring in the interventions (statements are found in Figure 10). Students had to indicate their level of agreement with the 11 questionnaire statements using a 5-point Likert scale (1 = Strongly disagree, 5 = Strongly agree). The response distribution of the pre- and post-test were plotted using a Likert plot (Bryer & Speerschnieder, 2016). The statistical significance of the difference between the post-test and pre-test responses was evaluated through a paired samples t-test, using Cohen's d as a measure of effect size ($d = 0.2$ is small, $d = 0.5$ is medium, $d > 0.8$ is large).

The third section contained three open-ended questions that aimed to capture children's evolving explanations of the target concepts through open-ended questions that deliberately asked children to apply their conceptualizations of social media mechanisms in real-life situations. These reasoning tasks focused on children's awareness and understanding of the variety of data traces and the mechanism related to profiling, recommending and engagement, and asked children to explain, in their own words: 1) *Jarmo uses Instagram daily. He frequently posts various types of content and actively follows different channels and people. What means does Instagram use to build an accurate understanding of what Jarmo is like as a person?* 2) *How do the activities of other users influence what kinds of content does Instagram recommend to Jarmo?* 3) *By what means does Instagram get Jarmo to spend more and more time on it?*

Approximately one week after the second workshop, students completed a post-test that did not have the first section but otherwise covered the two other sections as in the pre-test. In total, 183 students responded to the pre-test and 191 students responded to the post-test. While the length of students' answers to open-ended questions varied, it was usually around one or two sentences.

To analyze the nature of children's explanations of the basic mechanisms of social media, the three open-ended questions in pre/post test data were analyzed using qualitative content analysis with an inductive approach (Elo & Kyngäs, 2008). All coding categories were developed based on the data in collaboration between two authors, after which the entire data set was coded by one author. To assess the inter-rater reliability of coding, a third researcher independently coded 20.2% of open-ended questions in the data set. Cohen's kappa statistic was calculated and the overall consensus between the raters in the first round of coding was found to be 83.2% ($p < 0.001$), which Landis & Kock (1977) consider an "almost perfect" agreement. Minor disagreements were discussed and resolved in consensus between the three researchers. Resulting categories, their description and example responses are provided in the following section for readers to consider and evaluate these interpretations (Hammer and Berland, 2014).

The proportion of responses corresponding to each code was represented using contiguous stacked bar charts (one for the pre-test and one for the post-test). The transitions in responses from the pre-test to the post-test were represented using an alluvial plot between the stacked bars, created using the R package *ggalluvial* (Brunson, 2020). To evaluate the association between pre-test and post-test responses we conducted a chi-square test for each open ended question. We used the resulting Pearson's residuals to assess the statistical significance between each transition. Pearson residuals quantify the deviation of observed frequencies from expected frequencies under the assumption of independence. We plotted the contingency table between pre- and post-test using a mosaic plot, where each cell represents the frequency of participants with each specific combination of pre-test and post-test responses, and is shaded according to the magnitude and direction of the Pearson residuals: a blue shade indicates positive residuals and a red shade indicates negative residuals.

5 RESULTS

5.1 Nature and development of explanations

5.1.1 Data traces. The first open-ended question assessed children's recognition of the various types of data traces that social media platforms collect from their users: "*Jarmo uses Instagram daily. He frequently posts various types of content and actively follows different channels and people. What means does Instagram use to build an accurate understanding of what Jarmo is like as a person?*" A qualitative content analysis of all responses in pre- and post-test questions revealed three categories of recognizing the variety of data traces associated with online activities (see Appendix). The lowest category (0) included responses where children either did not answer the question or did not describe any data traces. These responses accounted for 15.3% in the pre-test and 16.2% in the post-test.

Responses that identified a few data traces but lacked variety were placed in category 1. This category had the highest frequency of responses in both the pre-test (74.9%) and the post-test (52.9%). Responses in this category were typically very general, such as "*it collects pretty much everything of him*", or they identified some specific traces, for example, "*so that what kinds of content Jarmo watches and what content Jarmo posts*". Many responses mentioned things like search history, hashtags, viewing history, posts, whom they are following, and preferred video types. For example, a fifth grader wrote: "*When Jarmo watches for instance cat videos, he can be recommended cat videos*"

Compared to categories 0 and 1, responses in category 2 described data traces and data collection mechanisms with significantly more depth and detail. For example, in the post-test, one fifth-grader identified various data traces and their role in recommendations: "*What content he watches, what his friends watch, and what Jarmo's interests are. Also what posts he has put attention, for example, reacted, liked, followed, commented, or shared. Then Instagram can recommend similar content to*

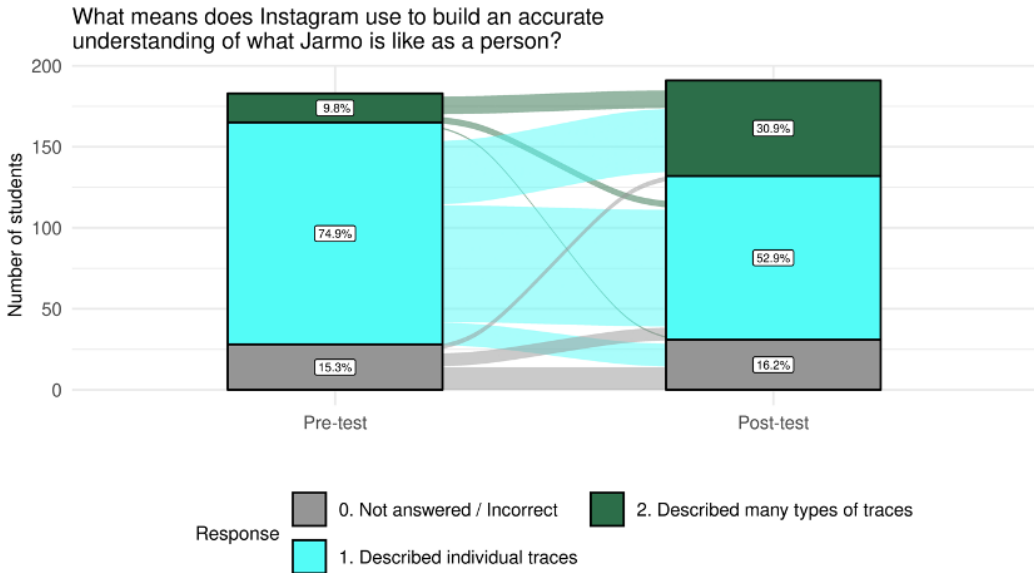


Fig. 7. Alluvial plot of changes in students’ responses between pre-test and post-test to the first open-ended question, which assessed children’s recognition of the variety of data traces.

him. And it’s easier for Instagram to advertise Jarmo products he needs or might need. Also if he eagerly follows someone then Instagram recommends ever more really similar content.” While the pre-test showed scant signs of recognizing the depth and variety of data traces (9.8%), the number of responses that explained the traces and data collection mechanisms more than tripled in the post-test (30.9%) (Fig. 7). Some responses in this category also noted the ubiquity of data collection by referring to data exchange between platforms. For instance, an eighth-grader wrote: “Instagram collects data about how Jarmo uses the app, which is how long he for example looks at certain kinds of pictures, does he like them, comment on them, share others’ posts with friends, and so on. Every click and second gives more data about Jarmo, and based on all the factors one can build an accurate idea of Jarmo. Also what Jarmo does in other apps and social media affects, that is, what he Googles, what he buys on web stores, and everything possible.”

Figure 7 visualizes the transitions in students’ responses between the pre-test and post-test. The left bar shows the pre-test distribution of responses across the categories described above (see the Appendix for more detailed description of categories and examples of each). The right bar shows the post-test distribution. The flows between bars illustrate changes in each child’s responses from pre- to post-test. For example, the topmost light pink flow from category 1 on the left to category 2 on the right indicates that 39 children whose response was coded as 1 in the pre-test had a response coded as 2 in the post-test. Pearson residuals show no distinct pattern of direction of moving between the categories, but the learners’ answers were likely to remain in the same categories (see Figure S2 in the Appendix).

5.1.2 *Profiling and recommending.* The second open-ended question looked into children’s awareness and understanding of social profiling and recommending mechanisms on social media: “How do the activities of other users influence what kinds of content does Instagram recommend to Jarmo?” A qualitative content analysis of pre- and post-test responses yielded five categories (see Appendix).

The lowest category (0) contained responses where children either did not answer the question or provided irrelevant (e.g., not about other users) or clearly incorrect answers. This category had the highest frequency of responses in both the pre-test (57.38%) and post-test (35.60%). Many responses in this category were empty or variants of “*I don't know*” answers, indicating that many children struggled to understand how profiling and recommending work. In the pre-test many intuitive but incorrect folk theories were categorized to this category: For instance, one fifth-grader wrote, “*Users try to make more content of the kind Jarmo likes*” and one eighth-grader wrote, “*If someone posts a video that Instagram believes to be interesting to Jarmo, then Instagram shows it*”. Some post-test answers provided explanations that did not refer to the role of other users: “*When Jarmo watches Instagram, Instagram remembers that he has watched car pictures, so it recommends them to Jarmo*” (5th-grader/post-test).

Responses that recognized the influence of other users at a general level, but did not draw a connection between other users and Jarmo or the similarity between the profiles of others and Jarmo's, formed category 1. The percentage of responses in this category was 22.95% in the pre-test and 28.27% in the post-test. Typically, responses in this category were very general and touched on aspects like content similarity “*If other users' content is similar, then Instagram recommends them the same things*” (5th grader/post-test), general popularity “*that if something is bigly popular it shows that kind of content*” (5th grader/post-test), and interactions such as likes.

Responses that considered the role of data given, such as demographic data that users typically enter when registering on a platform, were placed in category 2. These responses typically referred to the age of the users and without otherwise connecting Jarmo with those other users. For instance, one 8th grader reasoned in the post-test: “*If other people of Jarmo's age have liked some picture a lot, it's shown to Jarmo too, because Instagram thinks that Jarmo could like it too.*” This category had the lowest frequency of responses in both the pre-test (0.55%) and the post-test (2.09%).

Category 3 consisted of responses that explicitly mentioned interactions with other users, such as following others and having followers, or interacting through likes and comments. Compared to the lower categories, responses in this category showed a more nuanced understanding of the mechanisms behind recommendations. This category had 16.39% of responses in the pre-test, and the share remained consistent in the post-test, where it had 17.80% of responses. Typically, these responses focused on how social activities on the platform (e.g., tagging, following, links sent by others) influence recommendations without explicitly referring to profiling or engagement: “*If someone has created content that Jarmo likes, and if Jarmo likes or comments or follows, [that someone] may make more content like that*” (5th grader/post-test). Other responses in this category acknowledged how the actions of others can influence recommendations Jarmo sees: “*Jarmo may be recommended videos his, for instance, followers or whom he follows, watched, commented, or liked*” (5th grader/post-test).

Responses in category 4 showed significant detail and depth of understanding in describing how recommendations are influenced by the actions of others. These responses considered the similarity of profiles or users' engagement histories, as one 5th grader explained in the post-test: “*The activities of other users similar to Jarmo affect Instagram recommendations, which Instagram gives Jarmo [...] what they do, watch, follow, and so on in Instagram.*” Some students were able to explain, in their own words, collaborative filtering and the association between profiling and recommendations, such as the following description by an 8th grader in the post-test: “*For example, if Jarmo likes cats, comments cat posts, and so on, Instagram starts to offer Jarmo also for example dog-related content [...] Because it infers that Jarmo likes also dogs because he likes cats, and because other people who like cats have also liked dogs. So when people who like a similar thing, such as ice hockey which is a sport, they often also like things of the same type, such as soccer, which is also a sport. And if Jarmo now follows ice hockey, he also gets offered soccer related content.*” Category 4 had

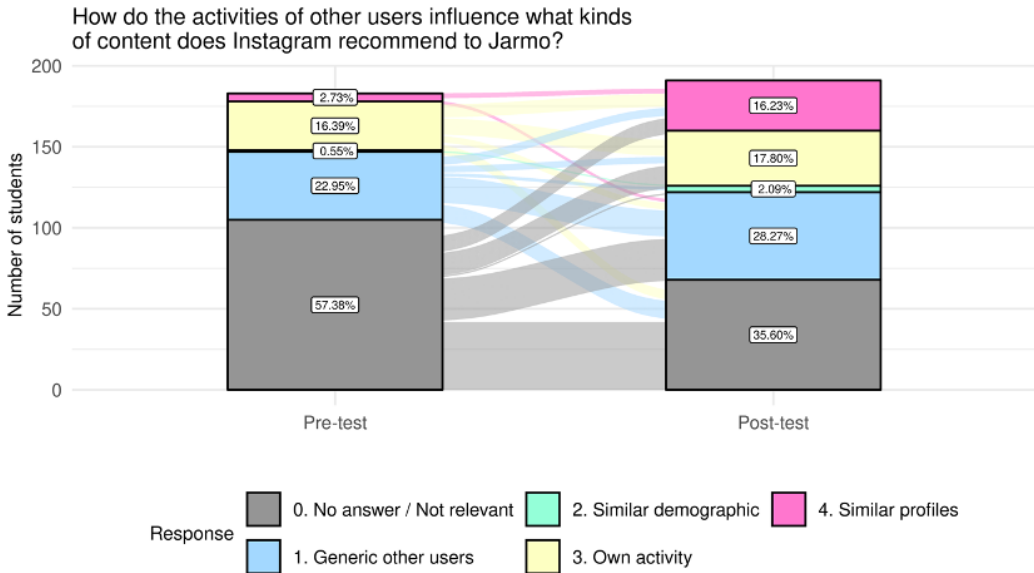


Fig. 8. Alluvial plot of changes in students’ responses between pre-test and post-test to the second open-ended question, which assessed children’s awareness and understanding of social profiling and recommending mechanisms on social media.

few responses in pre-test (2.73%), but the percentage of students who provided advanced and more scientifically accurate explanations of profiling and recommendation mechanisms increased sixfold in the post test (16.23%).

Figure 8 visualizes the transitions in students' responses between the pre- and post-test on profiling and recommending mechanisms. A notable shift can be seen away from Category 0, with the majority of changes moving to Category 1 (generic “other users” without making a connection to their similarity with Jarmo's own activities or profile). There is also a notable increase in responses that refer to the similarity of profiles, activities, or engagement patterns between Jarmo and other users, demonstrating an understanding of co-engagement, profile similarity, or other key socially driven mechanisms of recommending. Pearson residuals show that students who were in categories 2, 3 and 4 in the pre-test were more likely to remain therein in the post-test, while students in categories 0 and 1 showed no statistically significant distinct pattern of direction of moving between the categories (see Figure S4 in the Appendix).

5.1.3 Engagement. The third open-ended question probed children’s understanding of engagement related mechanisms on social media: “By what means does Instagram get Jarmo to spend more and more time on it?” A qualitative content analysis of pre/post data yielded five categories. The first category (0) consisted of responses where children either did not answer the question or provided irrelevant answers with no explanations, such as “when he gets addicted” (5th grader/pre-test). This category accounted for 22.40% of the pre-test responses, with a notable drop to 13.09% in the post-test.

Responses in category 1 included generic descriptions related to recommending, such as “good,” “addictive,” “showing more content” or “sending announcements.” Typically, these answers were

made at a general level, like “[Instagram] puts addictive videos and advertisement” (5th grader/post-test). While this category indicated a rudimentary awareness of some building blocks of targeting or engagement, responses in category 1 lacked specific explanations or references to their underlying mechanisms. The share of category 1 responses remained relatively consistent, accounting for 26.78% in the pre-test and 25.13% in the post-test.

Responses in category 2 included some references to targeting, such as content that the user likes, prefers, or is interested in, but without explicit reference to mechanisms of data collection or engagement. Many of these responses mentioned the concept of recommending, like one 5th grader reasoned in the post-test: “by recommending Jarmo those kinds of pictures that Jarmo is interested in.” This category had the highest frequency of responses in both the pre-test (40.98%) and the post-test (46.07%), indicating that to some extent, the children understood that systems can selectively target content, but had not connected this to the deeper, data-driven mechanism of tracking, profiling, or engagement.

Responses in category 3 also referenced targeting, but they differed from category 2 responses by explaining how one’s data traces or inferred data are used to target content and enhance engagement. These responses showed a more nuanced understanding, whereby children not only wrote that the content recommendations are tailored to user preferences but also that this personalization is data-driven. For instance, children mentioned how recommendations are based on viewing history, such as “Tracking what Jarmo watches and recommending more good videos.” (5th-grader/post-test) or like and comment history: “Recommending similar content that he has liked and commented on already earlier” (8th-grader/post-test). These responses, indicating a more advanced comprehension of how personal data are used for increasing engagement and targeting content, accounted for 9.29% of the responses in the pre-test and 6.28% of the responses in the post-test. This suggests that many children were already aware of some of the mechanics behind content recommendation systems, understanding how one’s content feed is personalized but also how users’ actions, data given, and data traces on the platform contribute to that personalization.

Responses in category 4 demonstrated an advanced understanding of engagement mechanisms by referring to targeting based on emotional reactions, provocations, randomness, (co-)engagement, and profiling. For instance, one fifth-grader explained in the post-test how social media platforms might increase Jarmo’s engagement by suggesting new things, by recommending content that Jarmo consistently likes, and showing content popular among users who are similar to Jarmo: “Instagram can make Jarmo use Instagram more, for example, by suggesting Jarmo new things, recommending him things he has always liked, showing other things that users like him have liked, and so on” (5th-grader/post-test). Some responses captured how content not only aligns with user preferences but also how it is engineered to elicit strong emotional responses, further driving engagement. For example, one eighth-grader articulated this in the post-test by reasoning as follows: “Instagram aims to give Jarmo content that he likes, so that this way Jarmo would [click] like them and comment and watch Instagram more. Instagram can also post Jarmo content that he hates so he would then comment on them and that way use Instagram more. Instagram is also designed to be as addictive as possible so that Jarmo wouldn’t want to stop watching it”. Responses in category 4 were nearly absent in the pre-test (0.55%), but the frequency of such advanced reasoning increased in the post-test to 9.42%.

Figure 9 shows the transitions in responses to the question related to engagement mechanisms on social media. Many students whose answers had been in categories 0, 1, and 2 shifted to categories 2, 3, and 4. Categories 3 and 4, which showed data-driven or engagement-related explanations, grew slightly. However, the question on engagement showed clearly fewer advanced, data-driven explanations compared to the other two open-ended questions. Pearson residuals show that students in categories 0, 1 and 2 on the pre-test were more likely to remain therein on the post-test, whereas

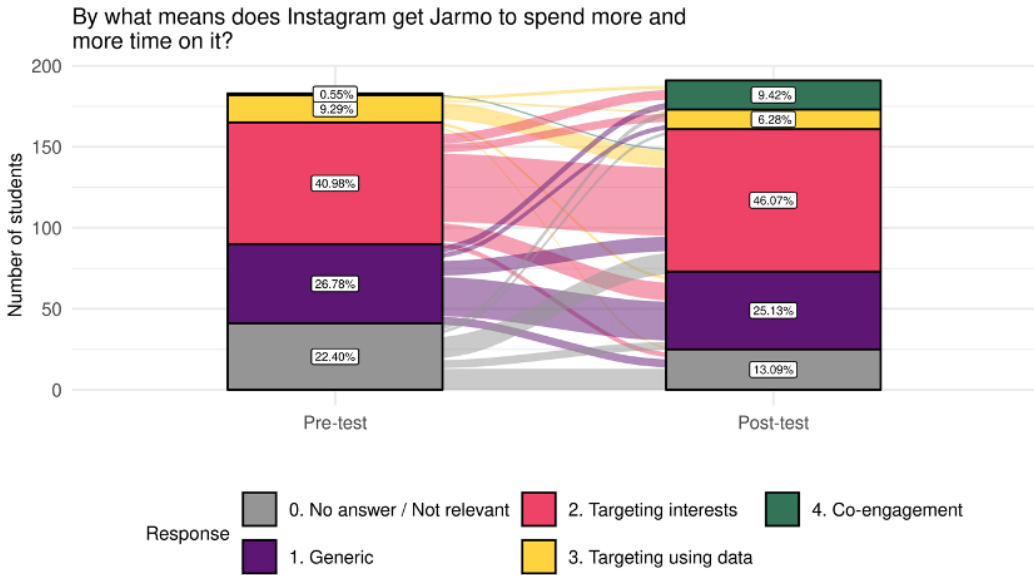


Fig. 9. Alluvial plot of changes in students’ responses between pre-test and post-test to the third open-ended question, which assessed children’s awareness and understanding of engagement related mechanisms on social media.

for students in categories 3 and 4 no transition was statistically significant (see Fig. SS6 on the Appendix).

5.2 Perceptions of one’s own data agency

The results on the 11-point data agency self-evaluation (Authors, forthcoming) instrument showed positive impact across all the statements, with medium effect size ($d=0.63^{***}$) on statements on understanding how social media collects information about users (the number of positive responses increased from 65% to 91%) and on recognition that social media platforms aim to maximize their use (the number of positive responses increased from 65% to 87%, $d=0.54^{***}$) (see Fig.).

A medium effect size was observed across several statements: For example, perception of knowing how content recommendation works increased (the number of positive responses increased from 52% to 80%, $d=0.46^{***}$), as did sense of awareness of the impact of other users’ actions on personal recommendations (the number of positive responses increased from 51% to 73%, $d=0.44^{***}$) and sense of knowledge of the purposes for which collected information can be used (the number of positive responses increased from 51% to 73%, $d=0.40^{***}$). The rest ranged from small to medium effect, with statistically significant improvement in all but two statements (see Fig. 10).

6 DISCUSSION

To strengthen young learners’ data agency and digital literacy, this study set out to investigate how to facilitate their awareness and understanding of the basic concepts and mechanisms of social media and online platforms. This article describes pedagogical insights, learning activities, and educational technology designed to foster collaborative learning and critical inquiry that afforded children to engage in hands-on exploration of the basic data-driven concepts and principles central

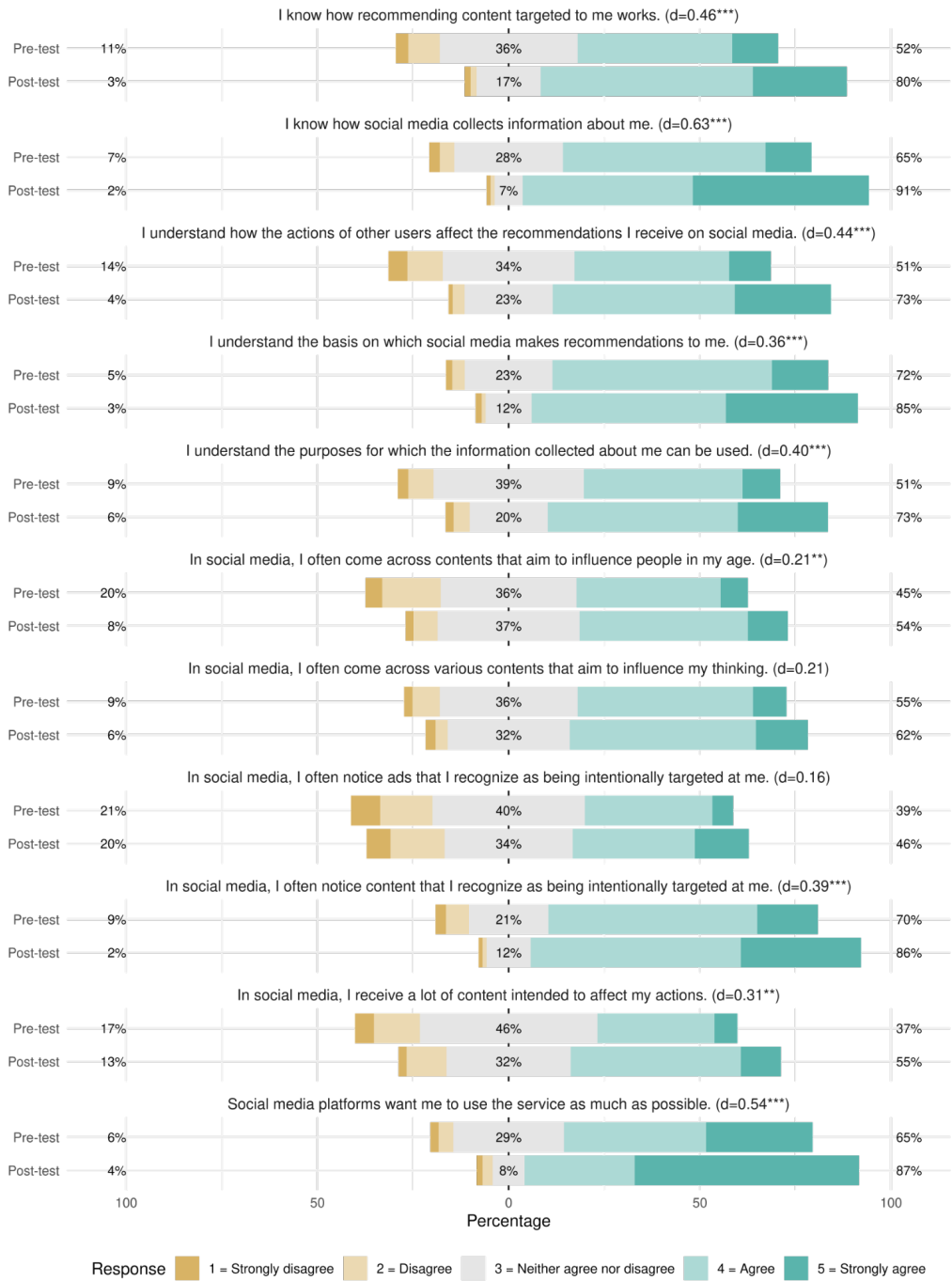


Fig. 10. Impact of intervention on participants' perceptions of their data agency (pre- / post-test) (Authors, forthcoming).

to how social media works. The intervention aimed to make concrete a number of abstract concepts in the domain of data-driven computing.

To answer the first research question, “*How do children’s explanations of the basic mechanisms of social media develop over a four-hour technology-rich educational intervention?*”, the intervention presented students with concrete examples of three types of data and how they are generated—data given (volunteered data), data traces (observed data), and inferred data (van der Hof, 2016; Pangrazio & Selwyn, 2019). The results show a quantitative and qualitative transition from a limited number of general descriptions of data traces to a larger number of more varied and more detailed descriptions. This meets the study’s aim to improve students’ understanding of how data are collected and used to generate insights about users.

Moving from data to profiling, the results show more than twenty percent drop in incorrect answers (57.38% to 35.60%) and a clear qualitative improvement in students’ understanding of social-based profiling and recommending mechanisms. The results suggest an ability to bridge the gap from everyday experiences to science-based understanding. These results are consistent with those of Vosniadou et al. (2008), which showed that collaborative activities, joint exploration, dialogical interaction, and classroom discussions can help students move from their initial misconceptions to disciplinary ways of thinking. While the results on engagement mechanisms were less clear, the number of answers showing advanced understanding grew from nearly zero to 9.42%, and the number of incorrect answers dropped by nine percent (22.40% to 13.09%).

Although the intervention was short, only two sessions, the results show that hands-on activities with real-life examples can facilitate conceptual change from students’ initial ideas to more sophisticated and scientific explanations, even with a complex phenomenon like social media mechanisms (Aleknavičiūtė et al., 2023; Lehtinen et al., 2020). However, the development of deeper level understandings of scientific concepts is a long and gradual process, because it requires significant re-organization of existing knowledge structures (Vosniadou, 2013). Thus, this highlights the importance of educational practices that engage students in sustained advancement of understanding, for example, by revisiting the same social media concepts and their complex relationships in varying contexts, from a range of perspectives and through new and deeper inquiry questions as old ones are addressed.

Regarding the second research question, “*How do children’s perceptions of their data agency in relation to social media develop over that intervention?*”, the results showed a statistically significant positive impact across the statements, with varying effect sizes. Most importantly, there was significant improvement on statements concerning understanding how social media collects information about users and recognizing that social media platforms aim to maximize their use (engagement). This underscores the importance of designing educational practices and technologies that not only support the development of conceptual understanding but also cultivates students’ curiosity, interest, and sense of agency in learning—as suggested by educational research (e.g. Blumenfeld et al., 1991; Krajcik, & Blumenfeld, 2006; Hakkarainen & Seitamaa-Hakkarainen, 2022). By doing so, students are also scaffolded to develop volition and motivation to revisit and reconstruct their initial conceptions and to build a more deeper and critical understanding of the social media mechanisms that they interact with in everyday life.

These results contribute both theoretical and empirical insights for supporting the learning of computing’s disciplinary concepts and mechanisms related to the functioning of social media. Theoretically, the study poses a complex question of how to promote scientific understanding of mechanisms that are epistemically opaque by nature. These new relationships and dynamics highlight the need for frameworks in conceptual change that take into account the new kind of epistemic opacity that mediates human agency, learning, and the formation of everyday folk theories about how the world works.

While there is much literature theorizing and showcasing the difficulties in supporting students' conceptual change (e.g. Chi, 2008; Vosniadou et al., 2008, Aleknavičiūtė et al., 2023), this study contributes to this empirical body of research by illustrating the nature and levels of children's conceptions and the ontological shifts needed to progress towards a more disciplinary understanding of social media. This includes moving from viewing social media as simple communication platforms to recognizing them as sophisticated systems designed to collect data, profile users, and tailor content dynamically to engage users.

Furthermore, the results showed that children have formulated their own folk theories of computational systems through everyday use of social media (see DeVito et al., 2018), which can create barriers to adopting more scientifically accurate conceptions. This is particularly so in complex and opaque areas like data collection, profiling, and recommendation algorithms. Understanding the nature and levels of children's conceptions offers important pedagogical implications and insights for scaffolding children's learning and understanding. By becoming more aware of these conceptual levels and challenges, teachers can more effectively tailor their pedagogical strategies to support students in reconstructing their naïve conceptions and build a more accurate and scientific understanding of social media mechanisms.

In terms of scaffolding, the results also confirm that computer simulations and games, combined with collaborative, inquiry-based learning, can support children in developing a more scientific understanding of the world (Aleknavičiūtė et al., 2023; Osterhaus et al., 2021, Smetana & Bell, 2012; Trundle & Bell, 2010). Scaffolding provided through multiple affordances—such as curriculum materials, tools, educational technology, peer discussions, and teacher facilitation—is essential not only for conceptual change but also for cultivating children's agentic actions and abilities to make informed decisions and actions in the algorithmic culture they inhabit.

As with any study, this research is limited in several ways. Firstly, the interventions were implemented in a particular cultural setting, influenced by context-bound social interactions and specific tool-mediated actions. Secondly, the data were collected from a specific cohort of school students in Finland. Thirdly, the mechanisms presented by Somekone, while not incorrect, are a simplification of reality, whereas most platforms use more complicated variants of machine learning.

To address the first two limitations and enhance the generalizability of the findings, future research should implement interventions and collect data from a broader range of children and young people, encompassing diverse cultural backgrounds, educational settings, and children with a variety of educational needs. Future research should also explore the longer-term impact of sustained interventions that present social media's mechanisms from different angles and in different contexts. They could expand the intervention to older age groups, such as high school students, to study what new computational concepts can be included at higher levels of education (e.g., Rizvi et al., 2023). In order to enable building better professional development activities for teachers (e.g., Olari et al., 2024), there is also an evident need to study the specific disciplinary knowledge, pedagogical competencies, and technological skills they need for scaffolding students' learning (e.g., Grover, 2024; Druga et al., 2022; Long & Magerko, 2020).

7 REFERENCES

Acquisti, A., Brandimarte, L., and Loewenstein, G. (2015). Privacy and human behavior in the age of information. *Science*, 347(6221):509–514.

Aleknavičiūtė, V., Lehtinen, E., & Södervik, I. (2023). Thirty years of conceptual change research in biology – A review and meta-analysis of intervention studies. *Educational Research Review*, 41, 100556. <https://doi.org/10.1016/j.edurev.2023.100556>

Barassi, V. (2020). *Child | data | citizen: How tech companies are profiling us from before birth*. The MIT Press, Cambridge, MA, USA.

Benjamin, R. (2019). *Race After Technology: Abolitionist Tools for the New Jim Code*. Polity, Cambridge, MA, USA.

Blumenfeld, P. C., Soloway, E., Marx, R. W., Krajcik, J. S., Guzdial, M., & Palincsar, A. (1991). Motivating Project-Based Learning: Sustaining the Doing, Supporting the Learning. *Educational Psychologist*, 26(3-4), 369-398. <https://doi.org/10.1080/00461520.1991.9653139>

Bowker, G. C. and Star, S. L. (2000). *Sorting Things Out: Classification and Its Consequences*. The MIT Press, Cambridge, MA, USA.

Bowler, L., Acker, A., Jeng, W., and Chi, Y. (2017). "It lives all around us": Aspects of data literacy in teen's lives. *Proceedings of the Association for Information Science and Technology*, 54(1):27-35.

boyd, d. m. and Ellison, N. B. (2007). Social network sites: Definition, history, and scholarship. *Journal of Computer-Mediated Communication*, 13(1):210-230.

boyd, d. m. (2015). *It's Complicated: The Social Lives of Networked Teens*. Yale University Press, New Haven, CT, USA.

Brunson, J. (2020). ggalluvial: Layered Grammar for Alluvial Plots. *Journal of Open Source Software*, 5(49). <https://doi.org/10.21105/joss.02017>

Bryer, J., & Speerschneider, K. I. (2016). *likert: Analysis and Visualization Likert Items* (Version 1.3.5) [R]. <https://CRAN.R-project.org/package=likert>

Chi, M. (2008). Three types of conceptual change: Belief revision, mental model transformation, and categorical shift. In S. Vosniadou (Ed.), *Handbook of research on conceptual change* (pp. 61-82). Erlbaum.

Chiu, T. K., Ahmad, Z., Ismailov, M., and Sanusi, I. T. (2024). What are artificial intelligence literacy and competency? A comprehensive framework to support them. *Computers and Education Open*, 6:100171.

Crawford, K. (2021). *Atlas of AI: Power, Politics, and the Planetary Costs of Artificial Intelligence*. Yale University Press, New Haven, CT, USA.

DeVito, M. A., Birnholtz, J., Hancock, J. T., French, M., & Liu, S. (2018). How People Form Folk Theories of Social Media Feeds and What it Means for How We Study Self-Presentation. *Proceedings of the 2018 CHI Conference on Human Factors in Computing Systems*, 1-12. <https://doi.org/10.1145/3173574.3173694>

DeVito, M. A., Gergle, D., & Birnholtz, J. (2017). "Algorithms ruin everything": #RIPTwitter, Folk Theories, and Resistance to Algorithmic Change in Social Media. *Proceedings of the 2017 CHI Conference on Human Factors in Computing Systems*, 3163-3174. <https://doi.org/10.1145/3025453.3025659>

Dolan, R., Conduit, J., Fahy, J., and Goodman, S. (2016). Social media engagement behaviour: a uses and gratifications perspective. *Journal of Strategic Marketing*, 24(3-4):261-277.

Druga, S., Otero, N., and Ko, A. J. (2022). The landscape of teaching resources for AI education. In *Proceedings of the 27th ACM Conference on on Innovation and Technology in Computer Science Education Vol. 1, ITiCSE '22*, pages 96-102, New York, NY, USA. ACM.

Dwivedi, Y. K., Ismagilova, E., Rana, N. P., and Raman, R. (2023). Social media adoption, usage and impact in business-to-business (B2B) context: A state-of-the-art literature review. *Information Systems Frontiers*, 25(3):971-993.

Elo, S., & Kyngäs, H. (2008). The qualitative content analysis process. *Journal of Advanced Nursing*, 62(1), 107-115. <https://doi.org/https://doi.org/10.1111/j.1365-2648.2007.04569.x>

Eubanks, V. (2018). *Automating Inequality: How High-Tech Tools Profile, Police, and Punish the Poor*. St. Martin's Press, New York, NY, USA.

Fisher, M. (2022). *The Chaos Machine: The Inside Story of How Social Media Rewired Our Minds and Our World*. Little, Brown and Company.

Freire, P. (1974). *Pedagogy of the oppressed*. Seabury Press.

Grover, S. (2024). Teaching AI to K-12 learners: Lessons, issues, and guidance. In Proceedings of ACM Computer Science Education (SIGCSE) 2024 Conference, pages 1–7, Portland, OR, USA. ACM. <https://doi.org/10.1145/3626252.3630937>

Hakkarainen, K., & Seitamaa-Hakkarainen, P. (2022). Learning by inventing: Theoretical foundations. In T. Korhonen, K. Kangas, & L. Salo (Eds.), *Invention pedagogy: The Finnish approach to maker education* (pp. 15–27). Routledge.

Hallinan, B., & Striphas, T. (2016). Recommended for you: The Netflix Prize and the production of algorithmic culture. *New Media and Society*, 18(1), 117–137. <https://doi.org/10.1177/1461444814538646>

Hammer, D., & Berland, L. K. (2014). Confusing Claims for Data: A Critique of Common Practices for Presenting Qualitative Research on Learning. *Journal of the Learning Sciences*, 23(1), 37–46. <https://doi.org/10.1080/10508406.2013.802652>

Heintz, F. and Roos, T. (2021). Elements of AI - teaching the basics of AI to everyone in Sweden. In Proceedings of the 13th International Conference on Education and New Learning Technologies (EDULEARN21), pages 2568–2572, Online. IATED.

Hendricks, V. F., & Vestergaard, M. (2018). Reality lost: Markets of attention, misinformation and manipulation. In *Reality Lost: Markets of Attention, Misinformation and Manipulation*. <https://doi.org/10.1007/978-3-030-00813-0>

Höper, L. and Schulte, C. (2024). Empowering students for the data-driven world: A qualitative study of the relevance of learning about data-driven technologies. *Informatics in Education*. <https://doi.org/10.15388/infedu.2024.19>

Jünger, J. (2018). Mapping the field of automated data collection on the web: Collection approaches, data types, and research logic. In Stuetzer, C. M., Welker, M., and Egger, M., editors, *Computational Social Science in the Age of Big Data: Concepts, Methodologies, Tools, and Applications*, pages 104–130. Herbert von Halem Verlag, Köln, Germany.

Kafai, Y. B., Fields, D. A., & Searle, K. A. (2018). Understanding Media Literacy and DIY Creativity in Youth Digital Productions. In *The International Encyclopedia of Media Literacy*. <https://doi.org/10.1002/9781118978238.ieml0058>

Karizat, N., Delmonaco, D., Eslami, M., and Andalibi, N. (2021). Algorithmic folk theories and identity: How TikTok users co-produce knowledge of identity and engage in algorithmic resistance. *Proceedings of the ACM on Human-Computer Interaction*, 5(CSCW2). <https://doi.org/10.1145/3476046>

Kitchin, R. (2012). The Data Revolution: Big Data, Open Data, Data Infrastructures and Their Consequences. In *Online Information Review* (Vol. 39, Issue 2). Sage. <https://doi.org/10.1108/oir-01-2015-0011>

Klinger, U., & Svensson, J. (2018). The end of media logics? On algorithms and agency. *New Media and Society*, 20(12), 4653–4670. <https://doi.org/10.1177/1461444818779750>

Koskinen, I. (2023). We have no satisfactory social epistemology of AI-based science. *Social Epistemology*, pages 1–18. <https://doi.org/10.1080/02691728.2023.2286253>

Krajcik, J. S., & Blumenfeld, P. C. (2006). Project-based learning. In *The Cambridge handbook of the learning sciences* (pp. 317–333). Cambridge University Press.

Kramer, A. D. I., Guillory, J. E., & Hancock, J. T. (2014). Experimental evidence of massive-scale emotional contagion through social networks. *Proceedings of the National Academy of Sciences of the United States of America*, 111(24), 8788–8790. <https://doi.org/10.1073/pnas.1320040111>

Landis, J. R., & Koch, G. G. (1977). The Measurement of Observer Agreement for Categorical Data. *Biometrics*, 33(1), 159–174. <https://doi.org/10.2307/2529310>

Lehtinen, E., Gegenfurtner, A., Helle, L., & Säljö, R. (2020). Conceptual change in the development of visual expertise. *International Journal of Educational Research*, 100. <https://doi.org/10.1016/j.ijer.2020.101545>

Livingstone, S., Stoilova, M., & Nandagiri, R. (2019). *Talking to children about data and privacy online: research methodology*. <https://www.lse.ac.uk/media-and-communications/assets/documents/research/projects/childrens-privacy-online/Talking-to-children-about-data-and-privacy-online-methodology-final.pdf>

Long, D. and Magerko, B. (2020). What is AI literacy? competencies and design considerations. In Proceedings of the 2020 CHI Conference on Human Factors in Computing Systems, CHI '20, pages 1–16, New York, NY, USA. ACM. <https://doi.org/10.1145/3313831.3376727>

Martins, R. M. and Gresse Von Wangenheim, C. (2022). Findings on teaching machine learning in high school: A ten - year systematic literature review. *Informatics in Education*. <https://doi.org/10.15388/infedu.2023.18>

McCosker, A. (2017). Data literacies for the postdemographic social media self. *First Monday*. <https://doi.org/10.5210/fm.v22i10.7307>

Mertala, P., Fagerlund, J., & Calderon, O. (2022). Finnish 5th and 6th grade students' pre-instructional conceptions of artificial intelligence (AI) and their implications for AI literacy education. *Computers and Education: Artificial Intelligence*, 3, 100095. <https://doi.org/10.1016/j.caeai.2022.100095>

Morales-Navarro, L., Kafai, Y. B., Nguyen, H., DesPortes, K., Vacca, R., Matuk, C., Silander, M., Amato, A., Woods, P., Castro, F., Shaw, M., Akgun, S., Greenhow, C., and Garcia, A. (2024). Learning about data, algorithms, and algorithmic justice on TikTok in personally meaningful ways. In *Proceedings of the 18th International Conference of the Learning Sciences*, ICLS 2024. International Society of the Learning Sciences.

Moritz Büchi Eduard Fosch-Villaronga, C. L. A. T.-L., & Velidi, S. (2023). Making sense of algorithmic profiling: user perceptions on Facebook. *Information, Communication & Society*, 26(4), 809–825. <https://doi.org/10.1080/1369118X.2021.1989011>

Mühling A and Große-Bölting G (2023) Novices' conceptions of machine learning. *Computers and Education: Artificial Intelligence* 4: 100142. <https://doi.org/10.1016/j.caeai.2023.100142>

Noble, S. U. (2018). *Algorithms of Oppression: How Search Engines Reinforce Racism*. New York University Press, New York, NY, USA.

Ofcom (2023). *Children's media lives 2023: A report for Ofcom*. Office of Communications, London, UK. https://www.ofcom.org.uk/__data/assets/pdf_file/0025/255850/childrens-media-lives-2023-summary-report.pdf

Olari, V., Zoppke, T., Reger, M., Samoilova, E., Kandhofer, M., Dagiene, V., Romeike, R., Lieckfeld, A. S., and Lucke, U. (2024). Introduction of artificial intelligence literacy and data literacy in computer science teacher education. In Proceedings of the 23rd Koli Calling International Conference on Computing Education Research, Koli Calling '23, New York, NY, USA. ACM. <https://doi.org/10.1145/3631802.3631851>

Osterhaus, C., Brandone, A. C., Vosniadou, S., & Nicolopoulou, A. (2021). Editorial: The Emergence and Development of Scientific Thinking During the Early Years: Basic Processes and Supportive Contexts. In *Frontiers in Psychology* (Vol. 12). <https://doi.org/10.3389/fpsyg.2021.629384>

Pangrazio, L., & Selwyn, N. (2019). 'Personal data literacies': A critical literacies approach to enhancing understandings of personal digital data. *New Media and Society*, 21(2), 419–437. <https://doi.org/10.1177/1461444818799523>

Rasi, P., Vuojärvi, H., & Ruokamo, H. (2019). Media literacy education for all ages. *Journal of Media Literacy* . . .

Rizvi, S., Waite, J., and Sentance, S. (2023). Artificial intelligence teaching and learning in K-12 from 2019 to 2022: A systematic literature review. *Computers and Education: Artificial Intelligence*, 4:100145.

Schlatter, E., Molenaar, I., & Lazonder, A. W. (2020). Individual Differences in Children's Development of Scientific Reasoning Through Inquiry-Based Instruction: Who Needs Additional Guidance? *Frontiers in Psychology*, 11. <https://doi.org/10.3389/fpsyg.2020.00904>

Shapiro, R. B. and Fiebrink, R. (2019). Introduction to the special section: Launching an agenda for research on learning machine learning. *ACM Transactions on Computing Education*, 19(4):30:1–30:6.

Smetana, L. K., & Bell, R. L. (2012). Computer Simulations to Support Science Instruction and Learning: A critical review of the literature. *International Journal of Science Education*, 34(9), 1337–1370. <https://doi.org/10.1080/09500693.2011.605182>

Smith, H. J., Dinev, T., and Xu, H. (2011). Information privacy research: An interdisciplinary review. *MIS Quarterly*, 35(4):989–1015.

Stoilova, M., Livingstone, S., & Nandagiri, R. (2020). Digital by default: Children's capacity to understand and manage online data and privacy. *Media and Communication*, 8(4), 197–207. <https://doi.org/10.17645/mac.v8i4.3407>

Swan, M. (2012). Sensor mania! the Internet of Things, wearable computing, objective metrics, and the quantified self 2.0. *Journal of Sensor and Actuator networks*, 1(3):217–253.

TENK. (2019). *The ethical principles of research with human participants and ethical review in the human sciences in Finland Finnish National Board on Research Integrity TENK guidelines 2019*. https://tenk.fi/sites/default/files/2021-01/Ethical_review_in_human_sciences_2020.pdf

Trundle, K. C., & Bell, R. L. (2010). The use of a computer simulation to promote conceptual change: A quasi-experimental study. *Computers & Education*, 54(4), 1078–1088. <https://doi.org/10.1016/j.compedu.2009.10.012>

Valkenburg, P. M., Meier, A., and Beyens, I. (2022). Social media use and its impact on adolescent mental health: An umbrella review of the evidence. *Current Opinion in Psychology*, 44:58–68.

Valtonen, T., Tedre, M., Mäkitalo, K., & Vartiainen, H. (2019). Media Literacy Education in the Age of Machine Learning. *Journal of Media Literacy Education*, 11(2). <https://doi.org/10.23860/jml e-2019-11-2-2>

van der Hof, S. (2017). I agree, or do I? A rights-based analysis of the law on children's consent in the digital world. *Wisconsin International Law Journal*, 34(2):409–445.

van Dijck, J. (2013). "You have one identity": Performing the self on Facebook and LinkedIn. *Media, Culture and Society*, 35(2), 199–215. <https://doi.org/10.1177/0163443712468605>

Van Mechelen, M., Smith, R. C., Schaper, M.-M., Tamashiro, M., Bilstrup, K.-E., Lunding, M., Graves Petersen, M., and Sejer Iversen, O. (2023). Emerging technologies in K–12 education: A future HCI research agenda. *ACM Transactions on Computer-Human Interaction*, 30(3). <https://doi.org/10.1145/3569897>

Vartiainen, H. and Tedre, M. (2024). How text-to-image generative AI is transforming mediated action. *IEEE Computer Graphics and Applications*, pages 1–12. <https://doi.org/10.1109/MCG.2024.3355808>

Vartiainen, H., Kahila, J., Tedre, M., López-Pernas, S., and Pope, N. (2024). Enhancing children's understanding of algorithmic biases in and with text-to-image generative AI. *New Media & Society*. <https://doi.org/10.1177/14614448241252820>

Vosniadou, S. (2007). The cognitive-situative divide and the problem of conceptual change. *Educational Psychologist*, 42(1). <https://doi.org/10.1080/00461520709336918>

Vosniadou, S. (2013). Conceptual change in learning and instruction: The framework theory approach. In *International Handbook of Research on Conceptual Change*. <https://doi.org/10.4324/9780203154472>

Vosniadou, S., Vamvakoussi, X., & Skopeliti, I. (2008). The framework theory approach to the problem of conceptual change. In *International handbook of research on conceptual change* (Issue February 2019).

Zuboff, S. (1988). *In the Age of the Smart Machine: The Future of Work and Power*. Basic Books, New York, NY, USA.

Zuboff, S. (2015). Big other: Surveillance capitalism and the prospects of an information civilization. *Journal of Information Technology*, 30(1), 75–89. <https://doi.org/10.1057/jit.2015.5>

Zuboff, S. (2019). *The Age of Surveillance Capitalism: The Fight for a Human Future at the New Frontier of Power*. Profile Books, New York, NY, USA.

Table S1. Number and proportion of students of each response per test and grade for the first open-ended question

	Pre-test Grade 5	Pre-test Grade 8	Post-test Grade 5	Post-test Grade 8	Pre-test Total	Post-test Total
0: No answer, "I don't know", or answers that do not address the question.	17 (14.53%)	11 (16.67%)	23 (19.01%)	8 (11.43%)	28 (15.3%)	31 (16.23%)
1: Answer that identifies generic "data" or names one or two data traces.	93 (79.49%)	44 (66.67%)	66 (54.55%)	35 (50%)	137 (74.86%)	101 (52.88%)
2: Answer that names many data traces.	7 (5.98%)	11 (16.67%)	32 (26.45%)	27 (38.57%)	18 (9.84%)	59 (30.89%)

Table S2. Number and proportion of students of each response per test and grade for the second open-ended question

	Pre-test Grade 5	Pre-test Grade 8	Post-test Grade 5	Post-test Grade 8	Pre-test Total	Post-test Total
0: No answer, "I don't know", or answers that do not address the question.	28 (23.93%)	13 (19.7%)	16 (13.22%)	9 (12.86%)	41 (22.4%)	25 (13.09%)
1: The answer is limited to other users' activities without connecting them to their similarity with Jarmo's own activities or profile.	36 (30.77%)	13 (19.7%)	35 (28.93%)	13 (18.57%)	49 (26.78%)	48 (25.13%)
2: The answer refers to similar demographics between the others and Jarmo.	46 (39.32%)	29 (43.94%)	54 (44.63%)	34 (48.57%)	75 (40.98%)	88 (46.07%)
3: The answer focuses on social activities on the platform (e.g., tagging, following, links sent by others) but not profiling or engagement.	7 (5.98%)	10 (15.15%)	7 (5.79%)	5 (7.14%)	17 (9.29%)	12 (6.28%)
4: The answer refers to similar profiles, activities, or engagement patterns between Jarmo and other users.	0 (0.00%)	1 (1.52%)	9 (7.44%)	9 (12.86%)	1 (0.55%)	18 (9.42%)

Table S3. Number and proportion of students of each response per test and grade for the third open-ended question

	Pre-test Grade 5	Pre-test Grade 8	Post-test Grade 5	Post-test Grade 8	Pre-test Total	Post-test Total
0: No answer, "I don't know", or answers that do not address the question.	68 (58.12%)	37 (56.06%)	44 (36.36%)	24 (34.29%)	105 (57.38%)	68 (35.6%)
1: The answer is limited to generic descriptions of good or addictive content without reference to targeting or engagement.	31 (26.5%)	11 (16.67%)	42 (34.71%)	12 (17.14%)	42 (22.95%)	54 (28.27%)
2: The answer refers to targeting content to meet Jarmo's interests or liking, but does not mention how those interests or liking are determined (from data).	0 (0.00%)	1 (1.52%)	2 (1.65%)	2 (2.86%)	1 (0.55%)	4 (2.09%)
3: The answer refers to targeting based on data collected from or inferred about Jarmo.	15 (12.82%)	15 (22.73%)	22 (18.18%)	12 (17.14%)	30 (16.39%)	34 (17.8%)
4: The answer describes targeting based on engagement, emotional reactions, or profiling.	3 (2.56%)	2 (3.03%)	11 (9.09%)	20 (28.57%)	5 (2.73%)	31 (16.23%)

What means does Instagram use to build an accurate understanding of what Jarmo is like as a person?

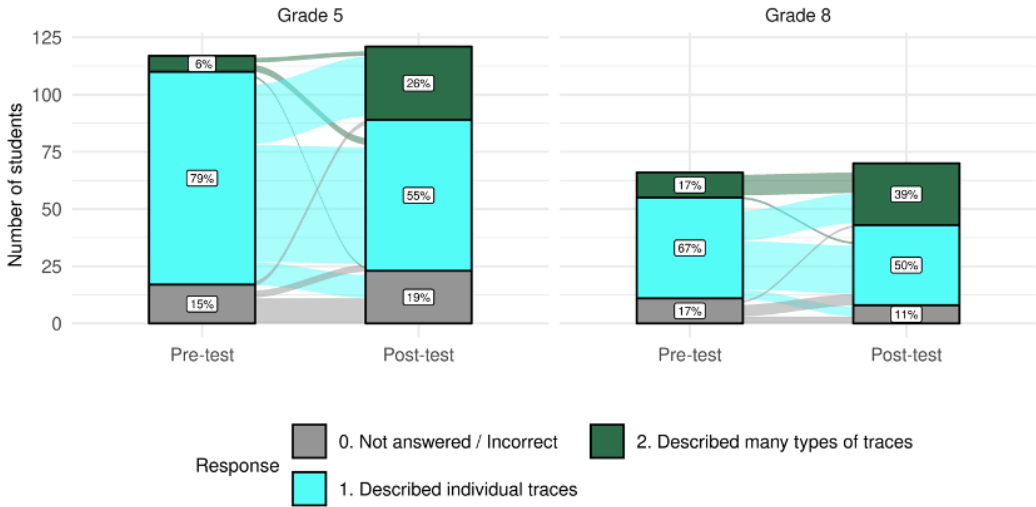


Fig. S1. Alluvial plot of changes in students' responses between pre-test and post-test per grade to the first open-ended question, which assessed children's recognition of the variety of data traces.

What means does Instagram use to build an accurate understanding of what Jarmo is like as a person?

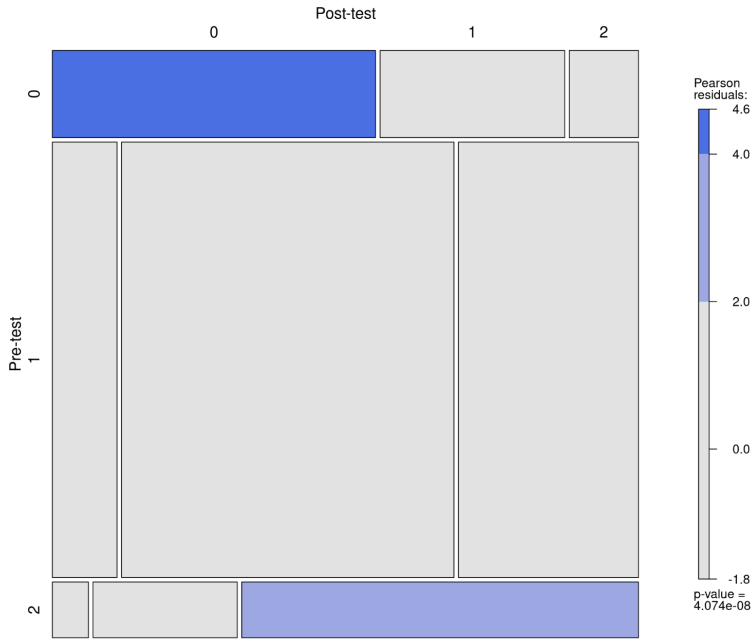


Fig. S2. Mosaic plot representing the chi-squared test comparing students' responses between pre-test and post-test to the first open-ended question, which assessed children's recognition of the variety of data traces. Cells are shaded according to Pearson's residuals.

How do the activities of other users influence what kinds of content does Instagram recommend to Jarmo?

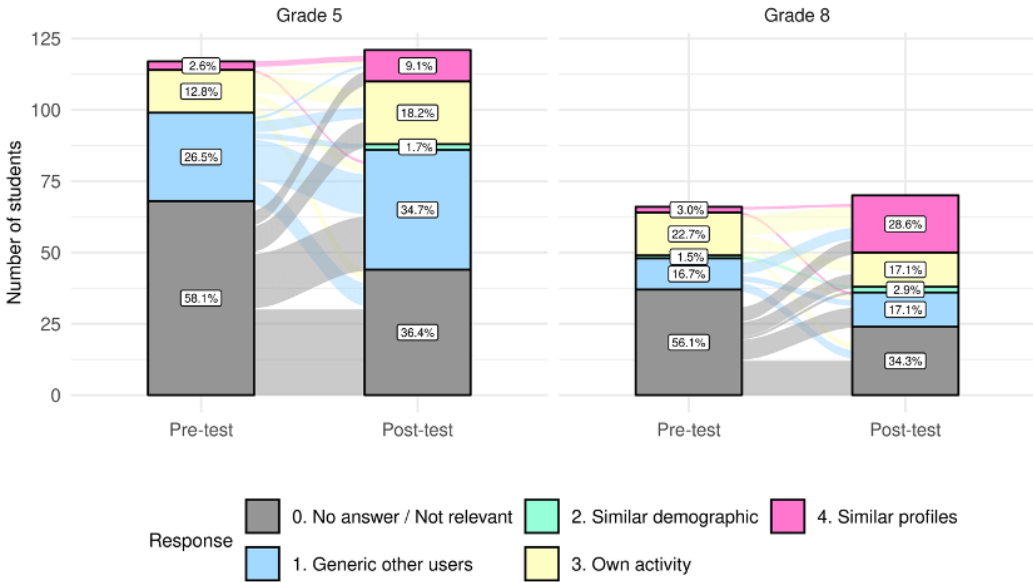


Fig. S3. Alluvial plot of changes in students' responses between pre-test and post-test per grade to the second open-ended question, which assessed children's awareness and understanding of social profiling and recommending mechanisms on social media.

How do the activities of other users influence what kinds of content does Instagram recommend to Jarmo?

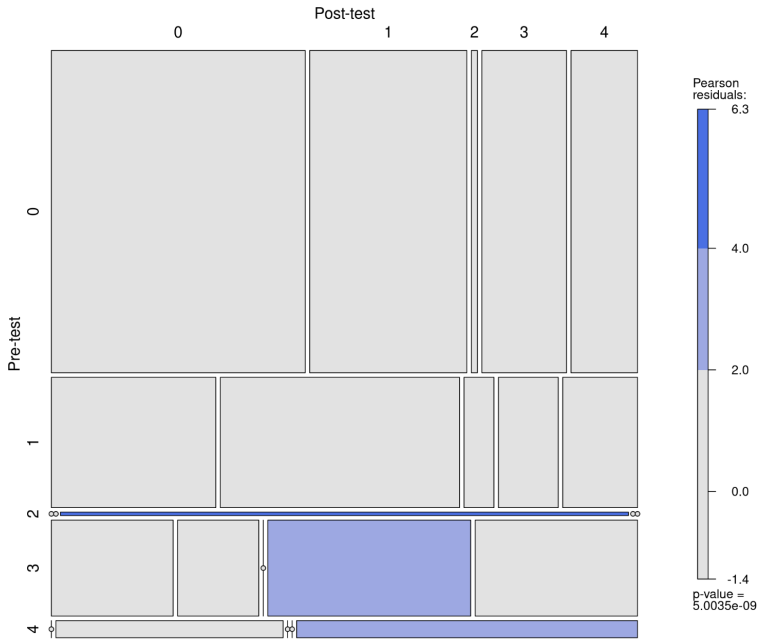


Fig. S4. Mosaic plot representing the chi-squared test comparing students’ responses between pre-test and post-test to the second open-ended question, which assessed children’s awareness and understanding of social profiling and recommending mechanisms on social media. Cells are shaded according to Pearson’s residuals.

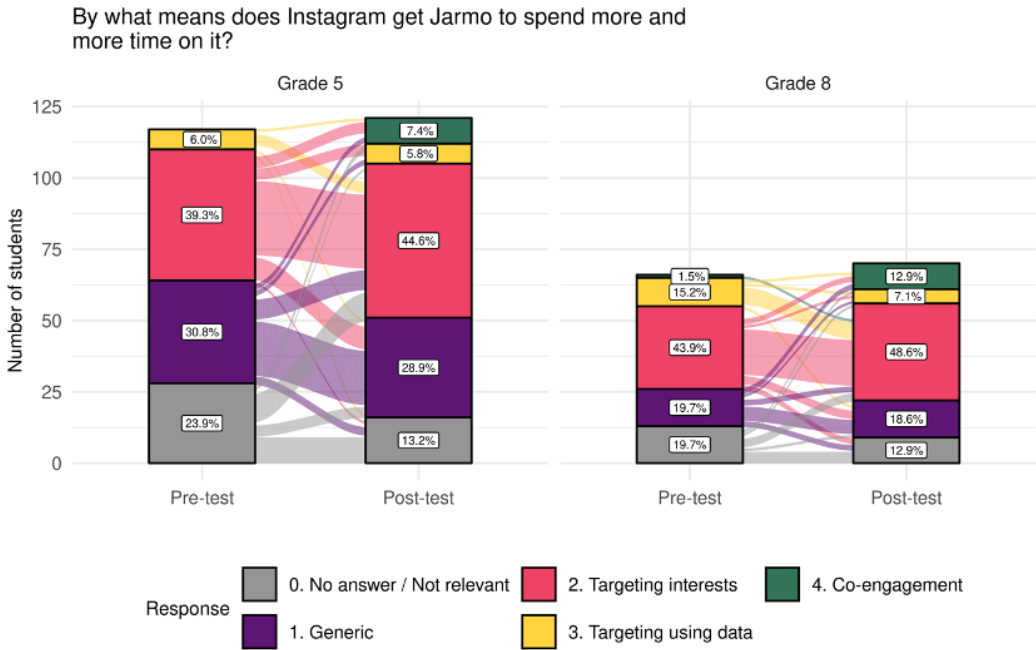


Fig. S5. Alluvial plot of changes in students' responses between pre-test and post-test per grade to the third open-ended question, which assessed children's awareness and understanding of engagement related mechanisms on social media.

By what means does Instagram get Jarmo to spend more and more time on it?

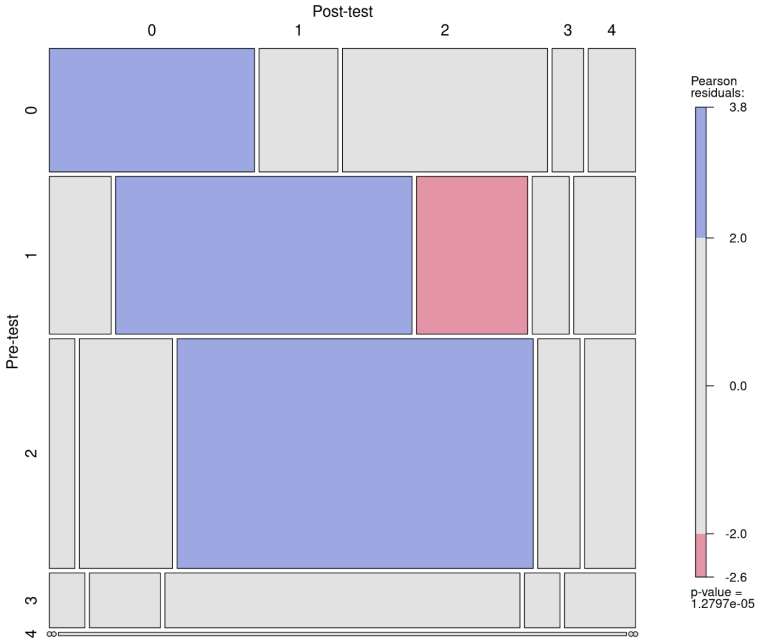


Fig. S6. Mosaic plot representing the chi-squared test comparing students’ responses between pre-test and post-test to the third open-ended question, which assessed children’s awareness and understanding of engagement related mechanisms on social media. Cells are shaded according to Pearson’s residuals.